

## 9. RADIATED TEST RESULTS

### 9.1. LIMITS AND PROCEDURE

#### LIMITS

FCC §15.205 and §15.209

Frequency Range (MHz)	Field Strength Limit (uV/m) at 3 m	Field Strength Limit (dBuV/m) at 3 m
30 - 88	100	40
88 - 216	150	43.5
216 - 960	200	46
Above 960	500	54

#### TEST PROCEDURE

The EUT is placed on a non-conducting table 80 cm above the ground plane for measurement below 1GHz; 1.5 m above the ground plane for measurement above 1GHz. The antenna to EUT distance is 3 meters. The EUT is configured in accordance with ANSI C63.10. The EUT is set to transmit in a continuous mode.

For measurements below 1 GHz the resolution bandwidth is set to 100 kHz for peak detection measurements or 120 kHz for quasi-peak detection measurements. Peak detection is used unless otherwise noted as quasi-peak.

For measurements above 1 GHz the resolution bandwidth is set to 1 MHz; the video bandwidth is set to 3 MHz for peak measurements and as applicable for average measurements.

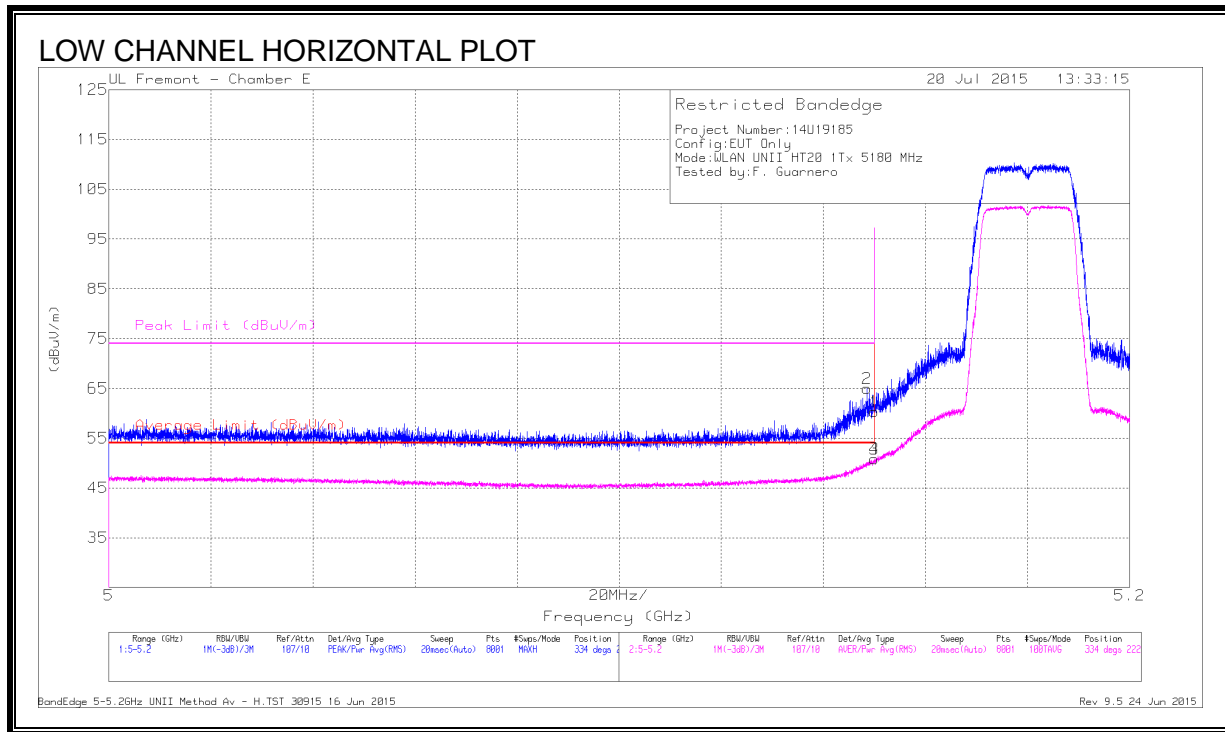
The spectrum from 30 MHz to 40 GHz is investigated with the transmitter set to the lowest, middle, and highest channels in each applicable band.

The frequency range of interest is monitored at a fixed antenna height and EUT azimuth. The EUT is rotated through 360 degrees to maximize emissions received. The antenna is scanned from 1 to 4 meters above the ground plane to further maximize the emission. Measurements are made with the antenna polarized in both the vertical and the horizontal positions.

Radiated emission were performed with the EUT set to transmit at the channel with highest output power as worst-case scenario.

## 9.2. 802.11n HT20 1Tx MODE IN THE 5.2 GHz BAND

### RESTRICTED BANDEDGE, CHAIN 0 (LOW CHANNEL)



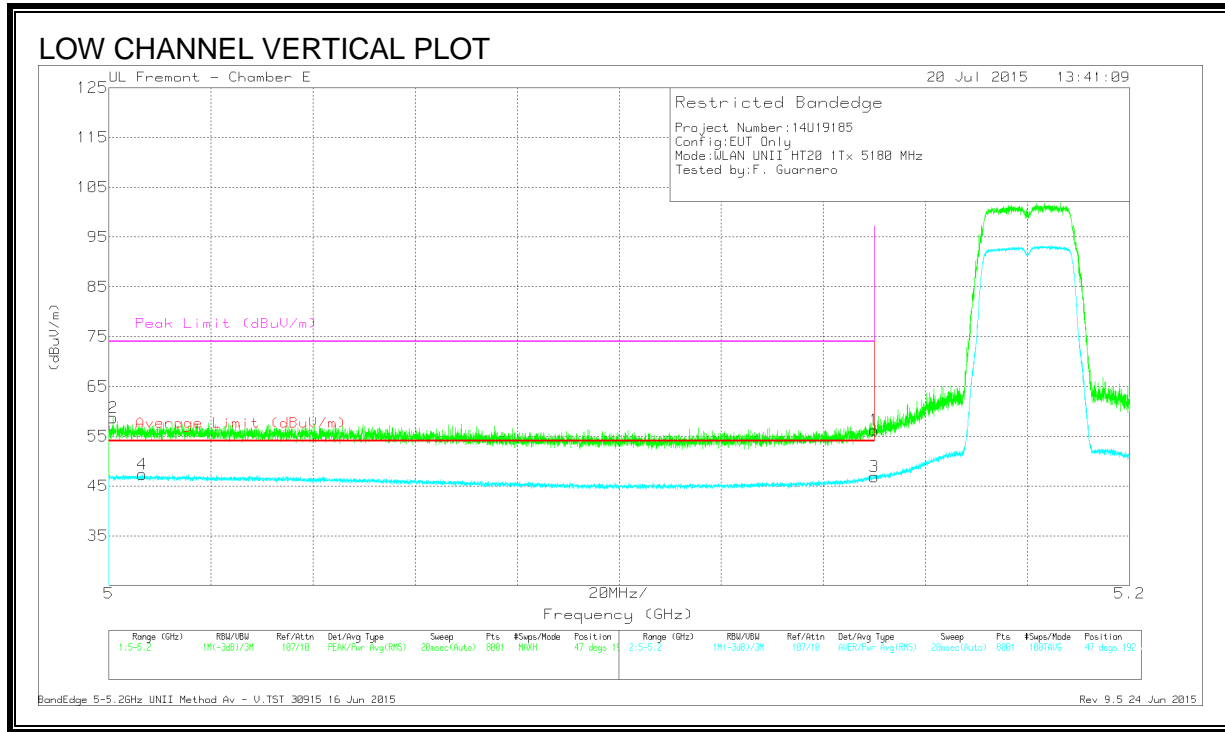
### DATA

Marker	Frequency (GHz)	Meter Reading (dBuV)	Det	AF T346 (dB/m)	Amp/Cbl/Filtr/Pad (dB)	Corrected Reading (dBuV/m)	Average Limit (dBuV/m)	Margin (dB)	Peak Limit (dBuV/m)	PK Margin (dB)	Azimuth (Degs)	Height (cm)	Polarity
1	* 5.15	47.43	PK	34.3	-21.4	60.33	-	-	74	-13.67	334	222	H
2	* 5.149	52.06	PK	34.3	-21.4	64.96	-	-	74	-9.04	334	222	H
3	* 5.15	37.94	RMS	34.3	-21.4	50.84	54	-3.16	-	-	334	222	H
4	* 5.15	37.93	RMS	34.3	-21.4	50.83	54	-3.17	-	-	334	222	H

\* - indicates frequency in CFR15.205/IC8.10 Restricted Band

PK - Peak detector

RMS - RMS detection



**DATA**

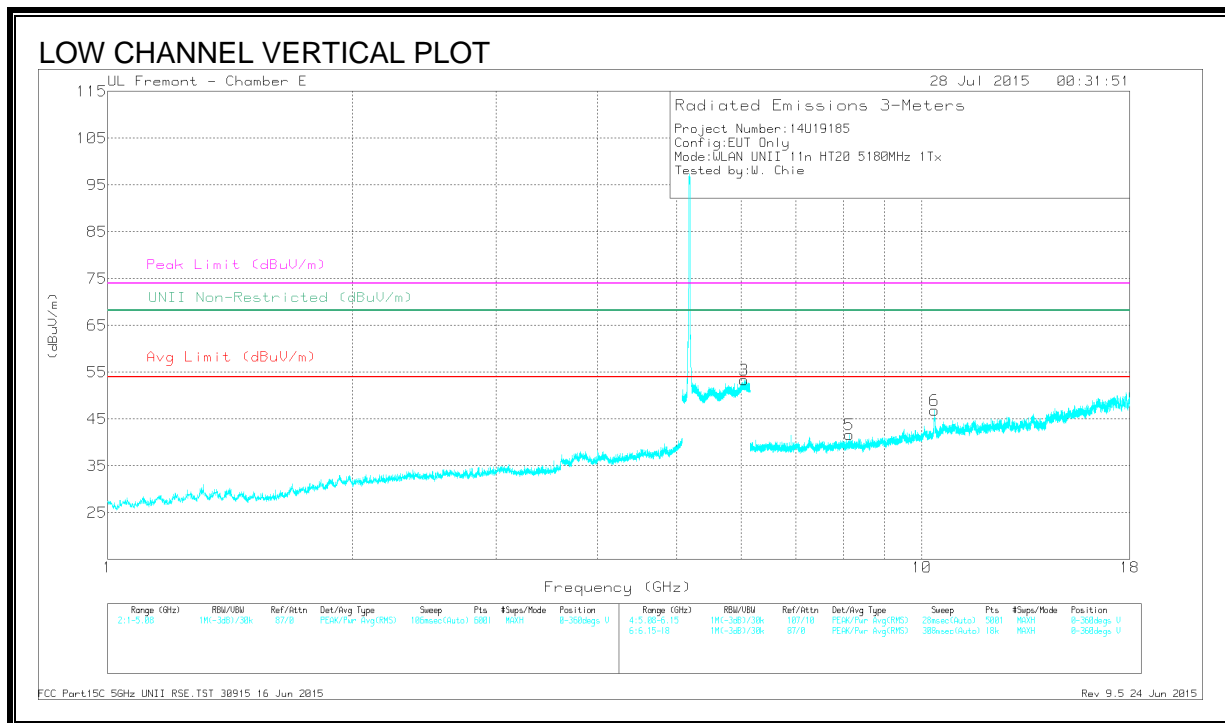
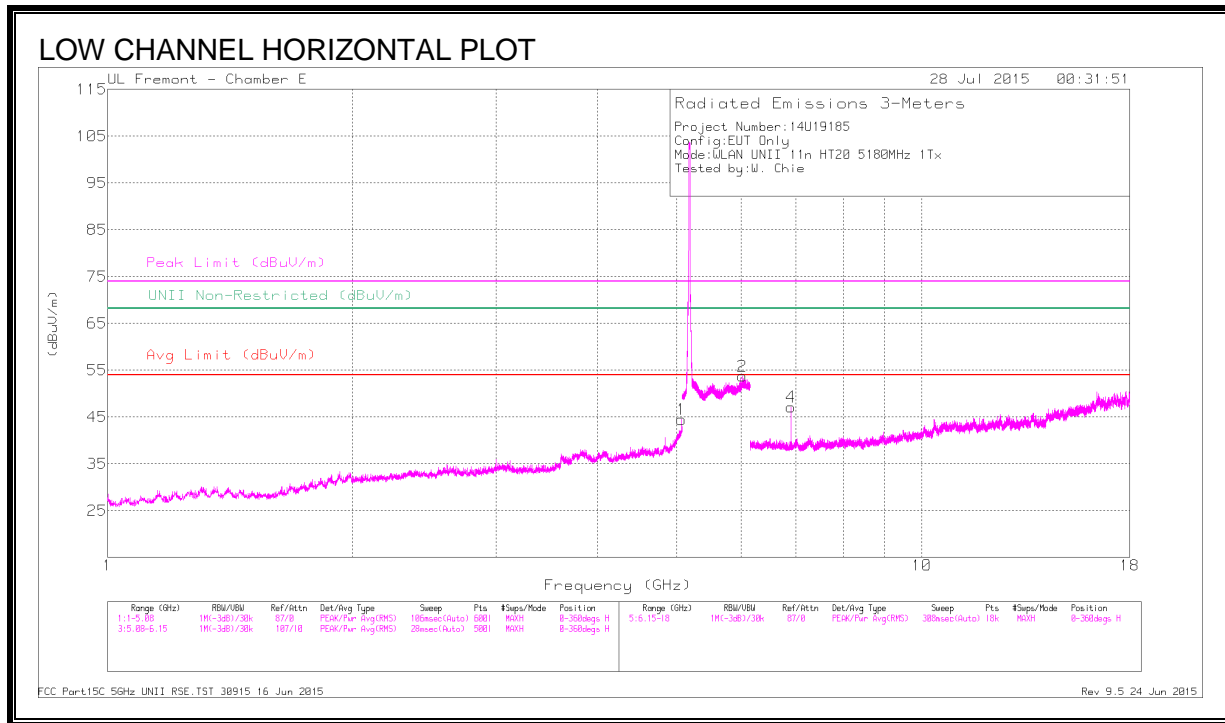
Marker	Frequency (GHz)	Meter Reading (dBuV)	Det	AF T346 (dB/m)	Amp/Cbl/Filtr/Pad (dB)	Corrected Reading (dBuV/m)	Average Limit (dBuV/m)	Margin (dB)	Peak Limit (dBuV/m)	PK Margin (dB)	Azimuth (Degs)	Height (cm)	Polarity
1	* 5.15	43.34	PK	34.3	-21.4	56.24	-	-	74	-17.76	47	192	V
2	* 5.001	46.41	PK	34.2	-21.9	58.71	-	-	74	-15.29	47	192	V
3	* 5.15	33.96	RMS	34.3	-21.4	46.86	54	-7.14	-	-	47	192	V
4	* 5.007	35.04	RMS	34.2	-21.9	47.34	54	-6.66	-	-	47	192	V

\* - indicates frequency in CFR15.205/IC8.10 Restricted Band

Pk - Peak detector

RMS - RMS detection

**LOW CHANNEL HARMONICS AND SPURIOUS EMISSIONS**



**DATA**

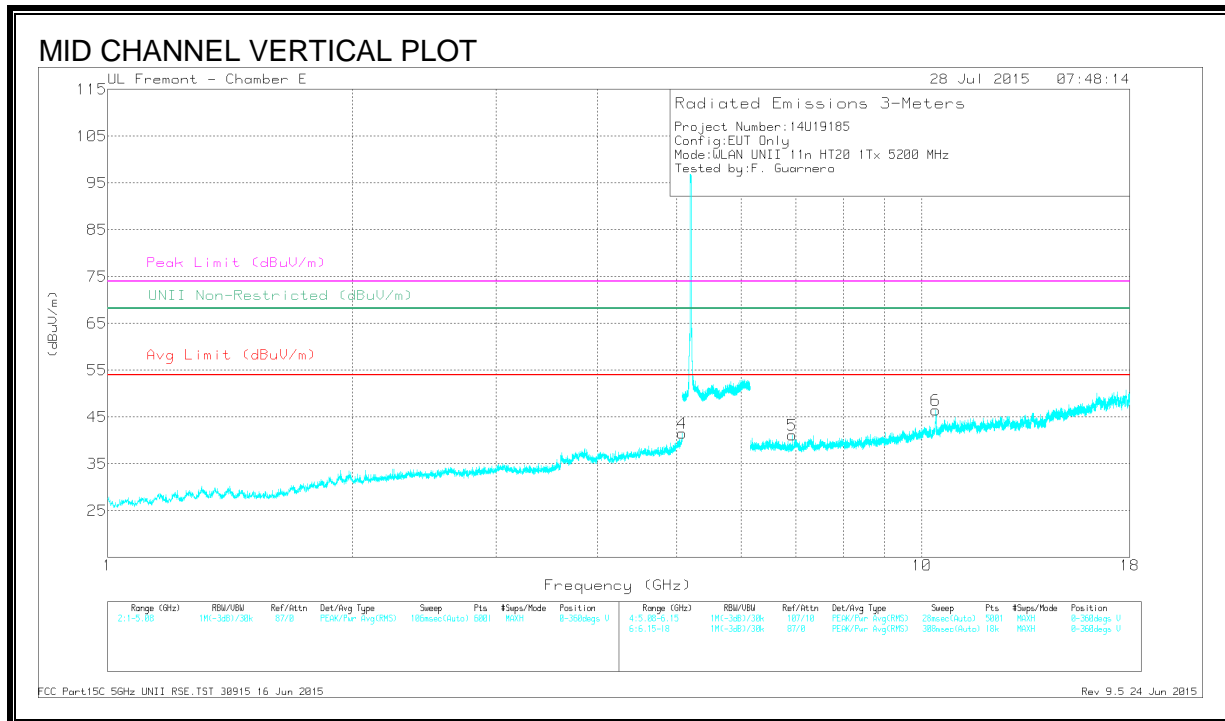
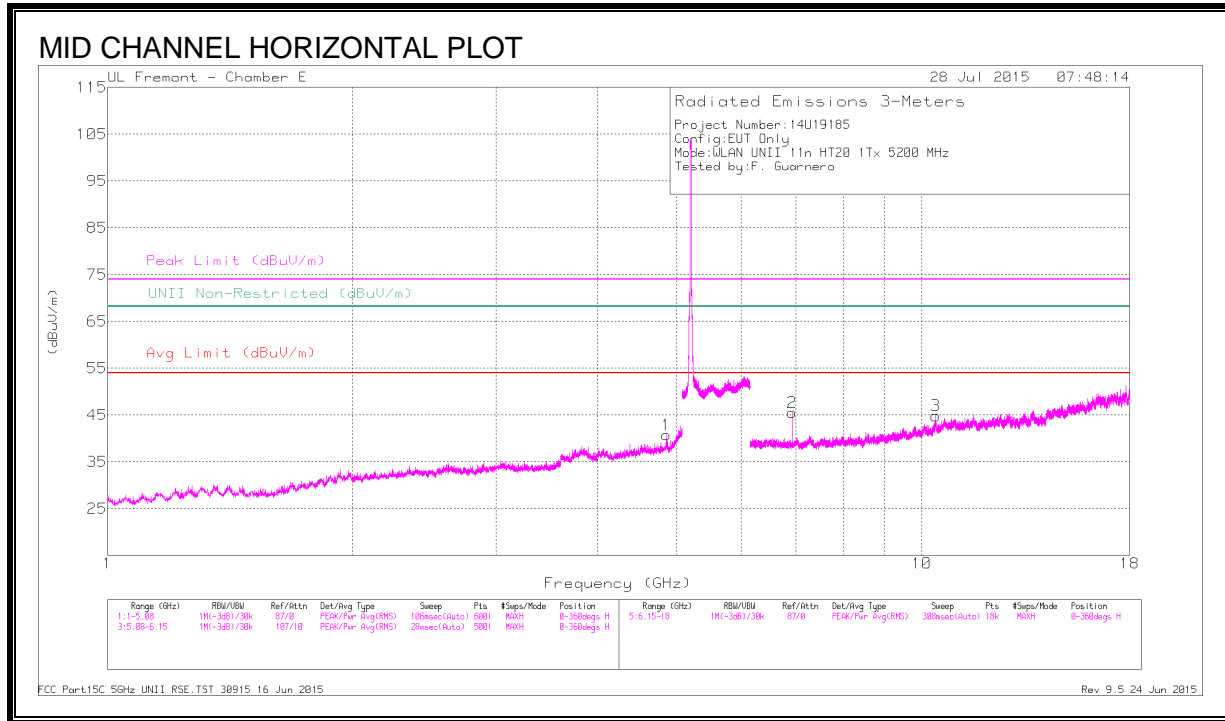
Marker	Frequency (GHz)	Meter Reading (dBuV)	Det	AF T346 (dB/m)	Amp/Cbl/FI tr/Pad (dB)	Corrected Reading (dBuV/m)	Avg Limit (dBuV/m)	Margin (dB)	Peak Limit (dBuV/m)	PK Margin (dB)	UNII Non-Restricted (dBuV/m)	PK Margin (dB)	Azimuth (Degs)	Height (cm)	Polarity
1	* 5.071	46.07	PK-U	34.2	-28.3	51.97	-	-	74	-22.03	-	-	50	200	H
	* 5.071	32.98	ADR	34.2	-28.3	38.88	54	-15.12	-	-	-	-	50	200	H
2	6.013	45.59	PK-U	35.1	-20.7	59.99	-	-	-	-	68.2	-8.21	156	366	H
3	6.052	45.82	PK-U	35.2	-20.6	60.42	-	-	-	-	68.2	-7.78	120	188	V
4	6.906	41.37	PK-U	35.6	-28.8	48.17	-	-	-	-	68.2	-20.03	171	224	H
5	* 8.144	39.29	PK-U	35.7	-27.4	47.59	-	-	74	-26.41	-	-	190	387	V
	* 8.144	27.09	ADR	35.7	-27.4	35.39	54	-18.61	-	-	-	-	190	387	V
6	10.367	40.61	PK-U	37.3	-24.8	53.11	-	-	-	-	68.2	-15.09	95	185	V

\* - indicates frequency in CFR15.205/IC8.10 Restricted Band

PK-U - U-NII: Maximum Peak

ADR - U-NII AD primary method, RMS average

**MID CHANNEL HARMONICS AND SPURIOUS EMISSIONS**



**DATA**

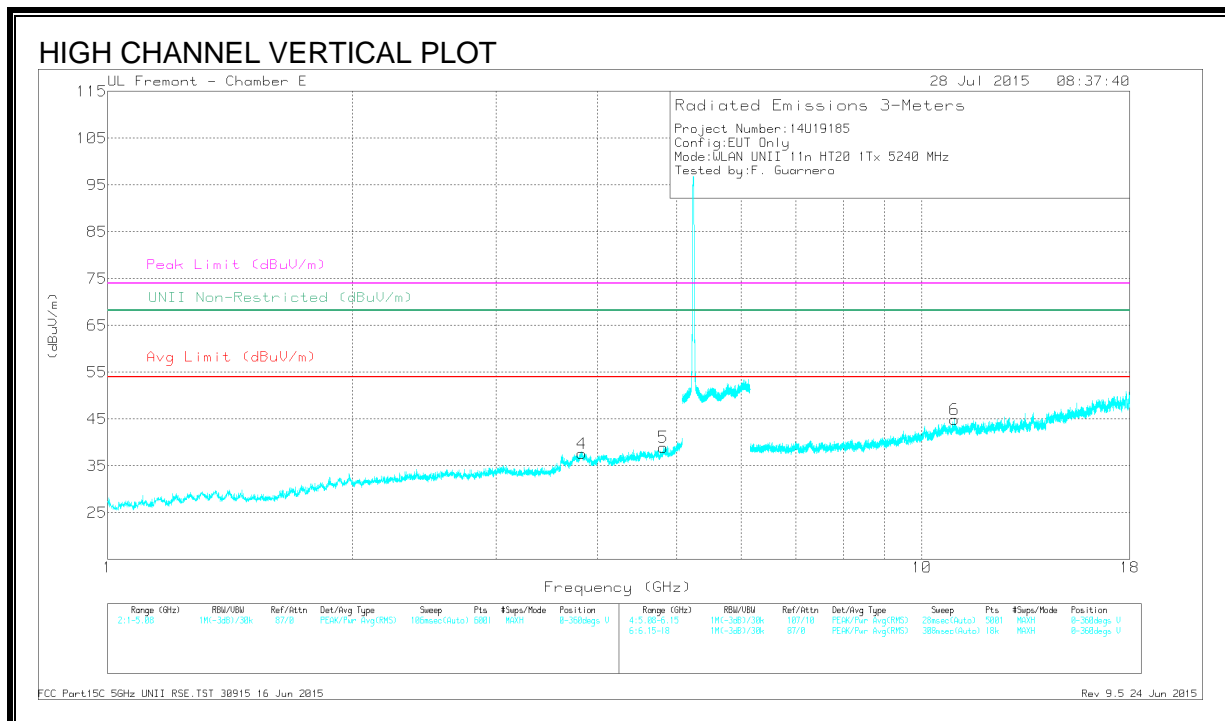
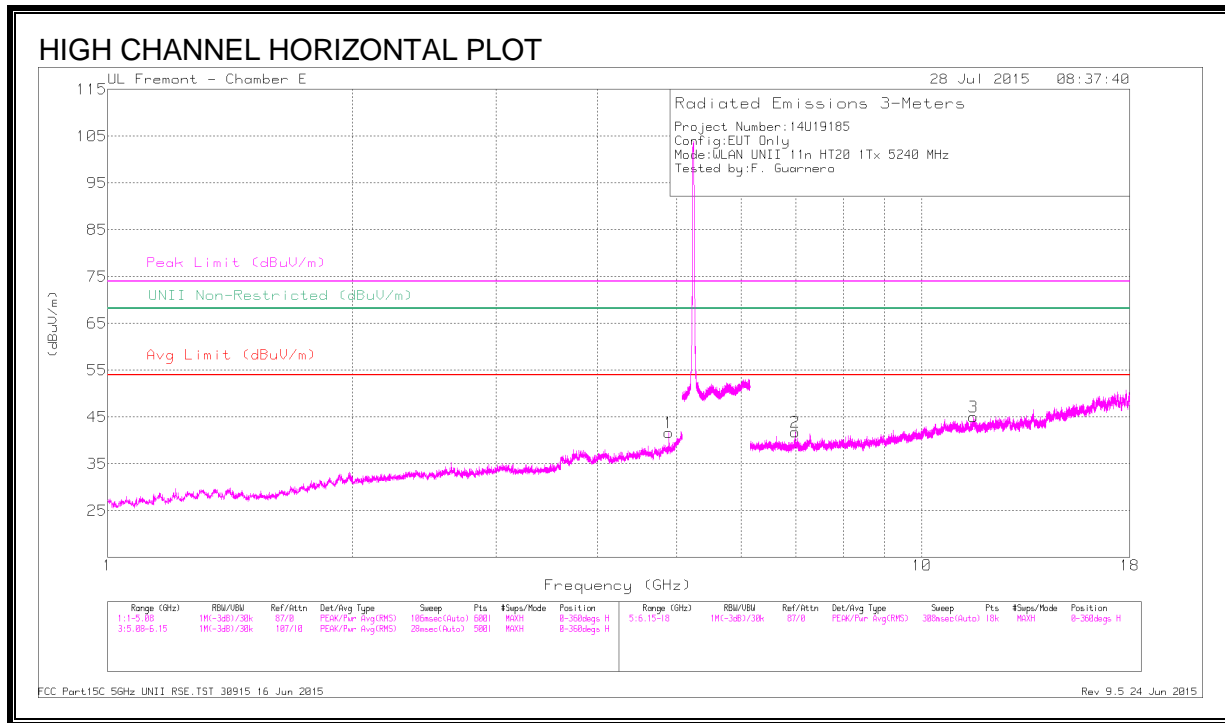
Marker	Frequency (GHz)	Meter Reading (dBuV)	Det	AF T346 (dB/m)	Amp/Cb/Fl tr/Pad (dB)	Corrected Reading (dBuV/m)	Avg Limit (dBuV/m)	Margin (dB)	Peak Limit (dBuV/m)	PK Margin (dB)	UNII Non-Restricted (dBuV/m)	PK Margin (dB)	Azimuth (Degs)	Height (cm)	Polarity
1	* 4.854	42.41	PK-U	34.1	-30	46.51	-	-	74	-27.49	-	-	175	212	H
	* 4.853	33.09	ADR	34.1	-30	37.19	54	-16.81	-	-	-	-	175	212	H
2	6.933	40.98	PK-U	35.6	-28.9	47.68	-	-	-	-	68.2	-20.52	204	103	V
3	10.396	39.6	PK-U	37.4	-24.1	52.9	-	-	-	-	68.2	-15.3	234	100	V
4	* 5.075	42.24	PK-U	34.2	-28.1	48.34	-	-	74	-25.66	-	-	194	147	V
	* 5.074	30.13	ADR	34.2	-28.2	36.13	54	-17.87	-	-	-	-	194	147	V
5	6.934	44.42	PK-U	35.6	-28.9	51.12	-	-	-	-	68.2	-17.08	236	151	H
6	10.401	42.36	PK-U	37.4	-24.1	55.66	-	-	-	-	68.2	-12.54	213	322	H

\* - indicates frequency in CFR15.205/IC8.10 Restricted Band

PK-U - U-NII: Maximum Peak

ADR - U-NII AD primary method, RMS average

**HIGH CHANNEL HARMONICS AND SPURIOUS EMISSIONS**





**DATA**

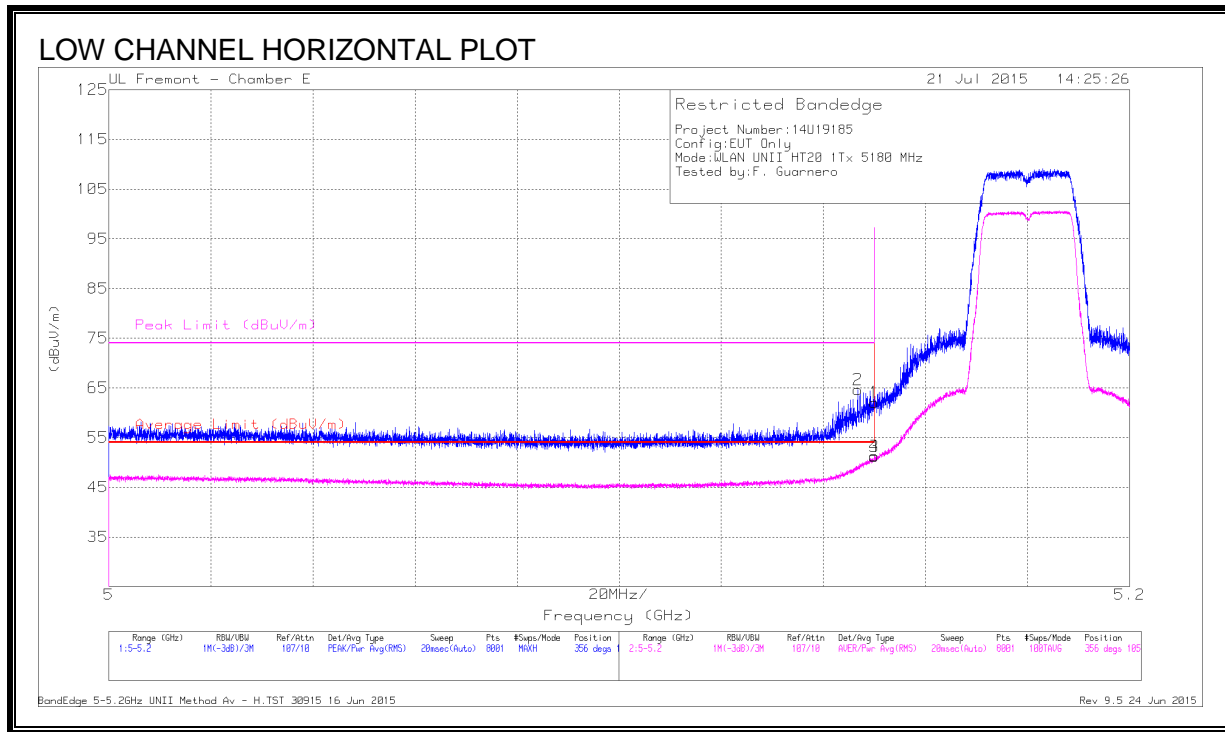
Marker	Frequency (GHz)	Meter Reading (dBuV)	Det	AF T346 (dB/m)	Amp/Cbl/FI tr/Pad (dB)	Corrected Reading (dBuV/m)	Avg Limit (dBuV/m)	Margin (dB)	Peak Limit (dBuV/m)	PK Margin (dB)	UNII Non-Restricted (dBuV/m)	PK Margin (dB)	Azimuth (Degs)	Height (cm)	Polarity
1	* 4.891	44.11	PK-U	34.1	-30.7	47.51	-	-	74	-26.49	-	-	149	233	H
	* 4.891	35.44	ADR	34.1	-30.7	38.84	54	-15.16	-	-	-	-	149	233	H
2	6.987	42.55	PK-U	35.6	-28.5	49.65	-	-	-	-	68.2	-18.55	200	101	H
3	* 11.559	37.39	PK-U	38.1	-23.7	51.79	-	-	74	-22.21	-	-	312	211	H
	* 11.558	25.38	ADR	38.1	-23.8	39.68	54	-14.32	-	-	-	-	312	211	H
4	* 3.819	42.33	PK-U	33.5	-30.7	45.13	-	-	74	-28.87	-	-	209	184	V
	* 3.82	30.74	ADR	33.5	-30.7	33.54	54	-20.46	-	-	-	-	209	184	V
5	* 4.811	41.89	PK-U	34.1	-30.1	45.89	-	-	74	-28.11	-	-	222	342	V
	* 4.81	30.27	ADR	34.1	-30.1	34.27	54	-19.73	-	-	-	-	222	342	V
6	* 10.966	36.93	PK-U	37.9	-23.9	50.93	-	-	74	-23.07	-	-	76	181	V
	* 10.966	25.02	ADR	37.9	-23.9	39.02	54	-14.98	-	-	-	-	76	181	V

\* - indicates frequency in CFR15.205/IC8.10 Restricted Band

PK-U - U-NII: Maximum Peak

ADR - U-NII AD primary method, RMS average

**RESTRICTED BANDEDGE, CHAIN 1 (LOW CHANNEL)**



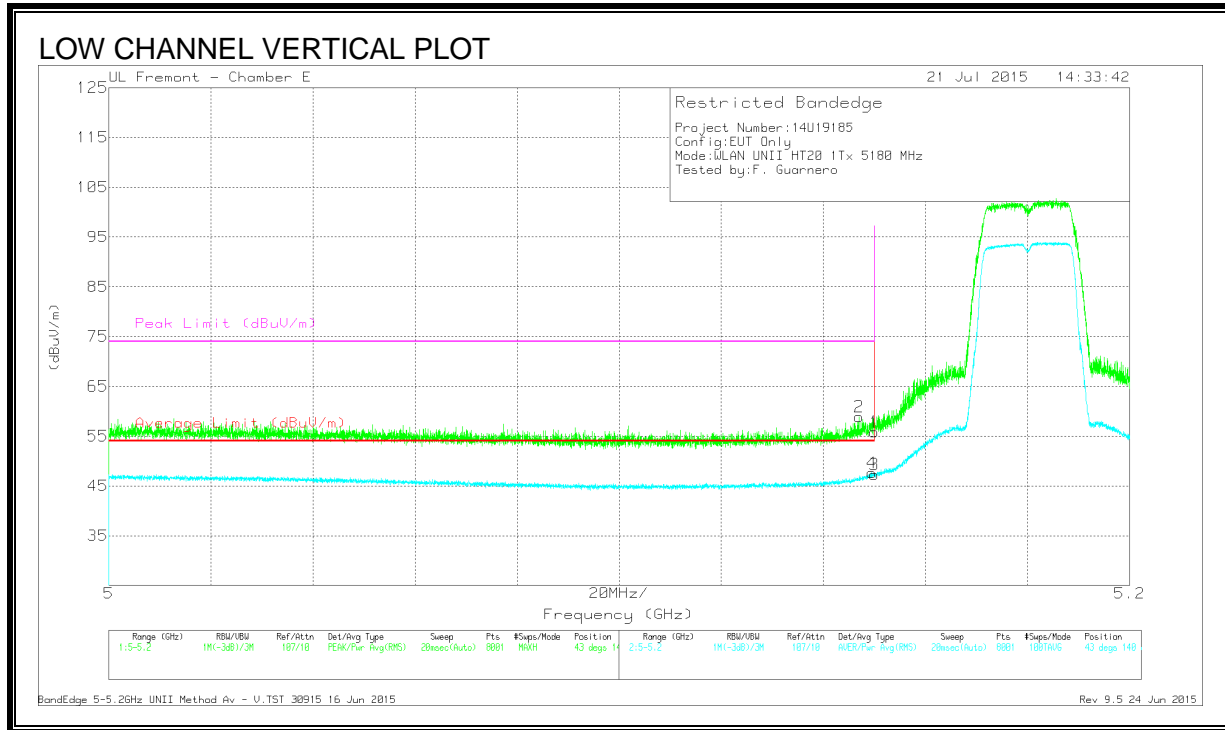
**DATA**

Marker	Frequency (GHz)	Meter Reading (dBuV)	Det	AF T346 (dB/m)	Amp/Cbl/Filtr/Pad (dB)	Corrected Reading (dBuV/m)	Average Limit (dBuV/m)	Margin (dB)	Peak Limit (dBuV/m)	PK Margin (dB)	Azimuth (Degs)	Height (cm)	Polarity
1	* 5.15	49.19	Pk	34.3	-21.4	62.09	-	-	74	-11.91	356	105	H
2	* 5.147	51.75	Pk	34.3	-21.4	64.65	-	-	74	-9.35	356	105	H
3	* 5.15	38.31	RMS	34.3	-21.4	51.21	54	-2.79	-	-	356	105	H
4	* 5.15	38.39	RMS	34.3	-21.4	51.29	54	-2.71	-	-	356	105	H

\* - indicates frequency in CFR15.205/IC8.10 Restricted Band

Pk - Peak detector

RMS - RMS detection



**DATA**

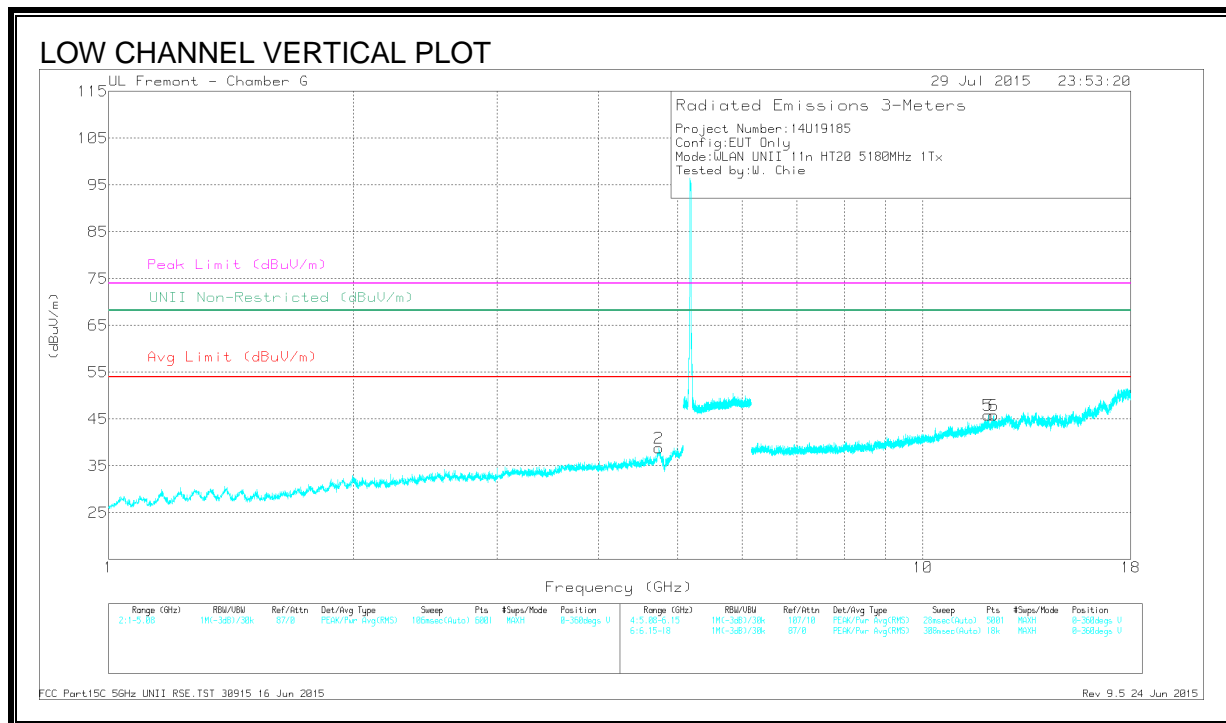
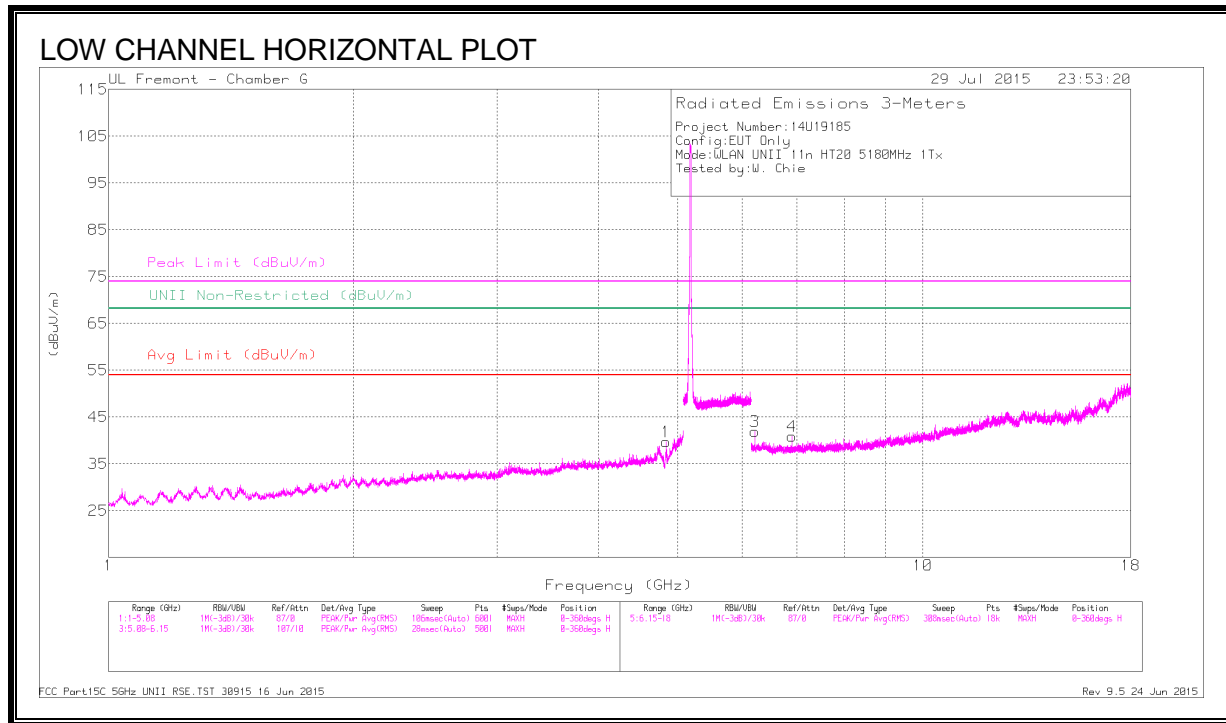
Marker	Frequency (GHz)	Meter Reading (dBuV)	Det	AF T346 (dB/m)	Amp/Cbl/Filtr/Pad (dB)	Corrected Reading (dBuV/m)	Average Limit (dBuV/m)	Margin (dB)	Peak Limit (dBuV/m)	PK Margin (dB)	Azimuth (Degs)	Height (cm)	Polarity
1	* 5.15	42.94	PK	34.3	-21.4	55.84	-	-	74	-18.16	43	140	V
2	* 5.147	46	PK	34.3	-21.4	58.9	-	-	74	-15.1	43	140	V
3	* 5.15	34.42	RMS	34.3	-21.4	47.32	54	-6.68	-	-	43	140	V
4	* 5.149	34.74	RMS	34.3	-21.4	47.64	54	-6.36	-	-	43	140	V

\* - indicates frequency in CFR15.205/IC8.10 Restricted Band

Pk - Peak detector

RMS - RMS detection

**LOW CHANNEL HARMONICS AND SPURIOUS EMISSIONS**



**DATA**

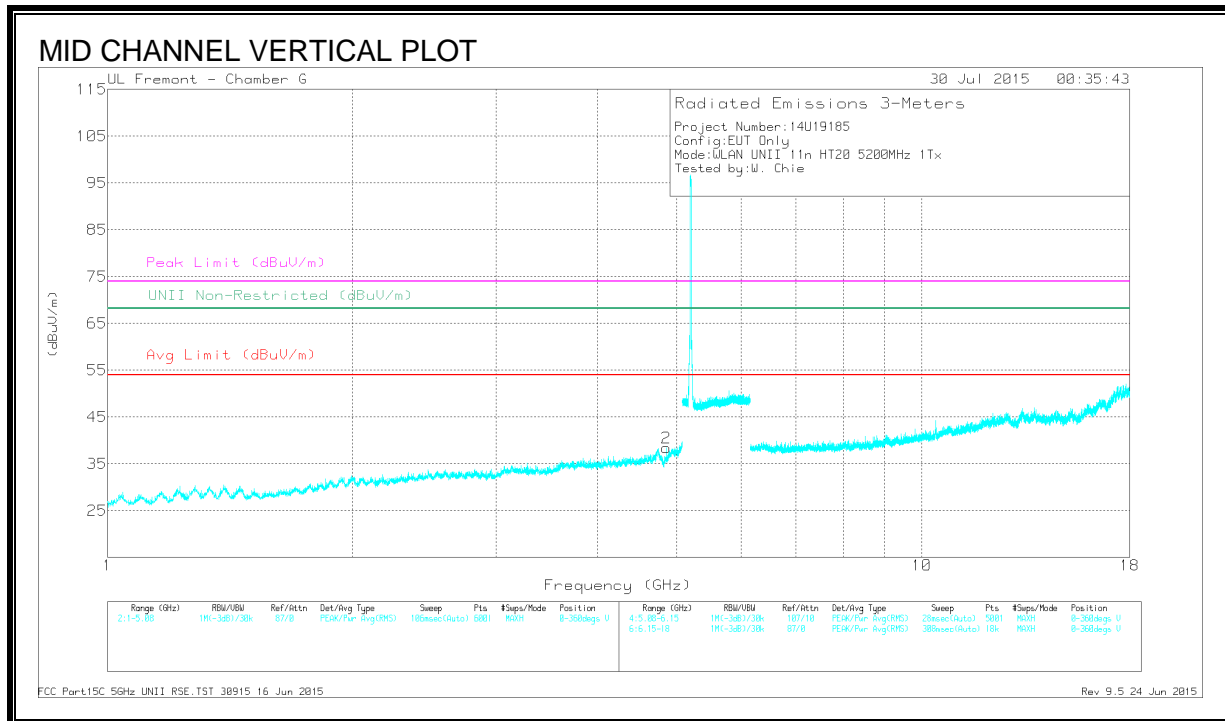
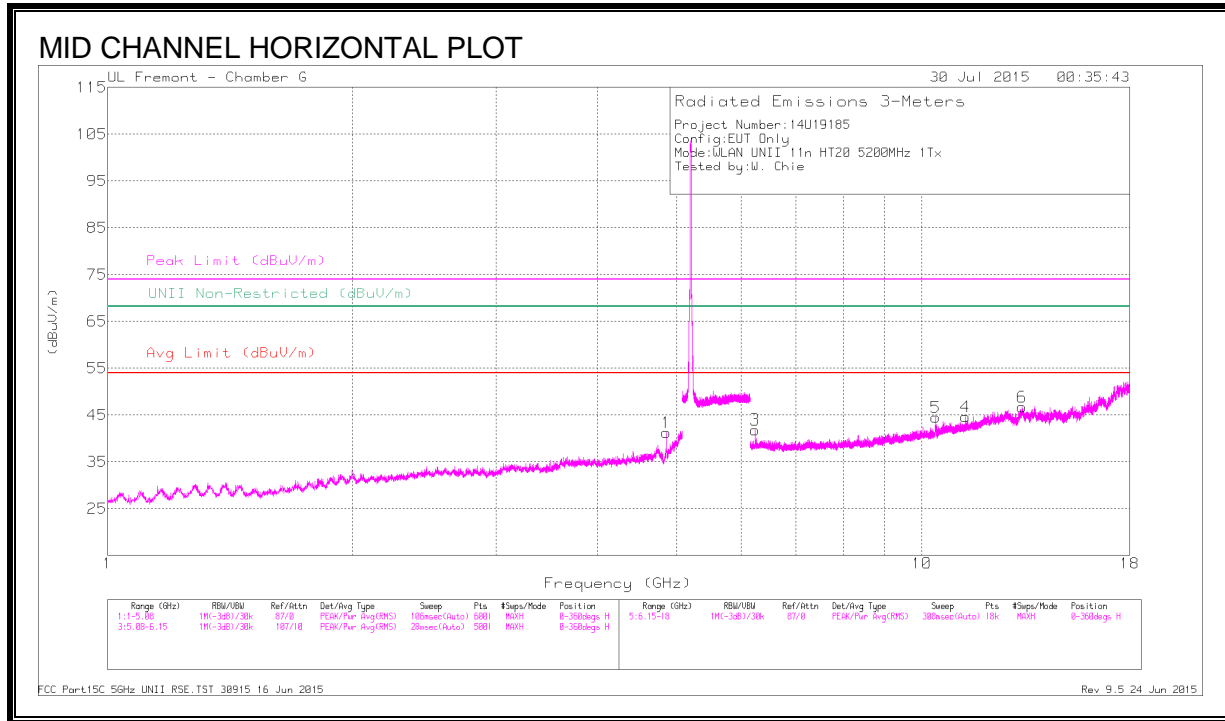
Marker	Frequency (GHz)	Meter Reading (dBuV)	Det	AF T862 (dB/m)	Amp/Cbl/Ftr /Pad (dB)	Corrected Reading (dBuV/m)	Avg Limit (dBuV/m)	Margin (dB)	Peak Limit (dBuV/m)	PK Margin (dB)	UNII Non-Restricted (dBuV/m)	PK Margin (dB)	Azimuth (Degs)	Height (cm)	Polarity
1	* 4.835	44.79	PK-U	34	-32	46.79	-	-	74	-27.21	-	-	54	113	H
	* 4.835	35.31	ADR	34	-32	37.31	54	-16.69	-	-	-	-	54	113	H
2	* 4.742	44.38	PK-U	33.9	-31.9	46.38	-	-	74	-27.62	-	-	85	337	V
	* 4.741	32.38	ADR	33.9	-31.9	34.38	54	-19.62	-	-	-	-	85	337	V
3	6.216	45.09	PK-U	35.5	-31.7	48.89	-	-	-	-	68.2	-19.31	107	300	H
4	6.907	43.33	PK-U	35.5	-31.1	47.73	-	-	-	-	68.2	-20.47	95	254	H
5	* 12.024	38.52	PK-U	38.9	-25.5	51.92	-	-	74	-22.08	-	-	356	298	V
	* 12.024	26.44	ADR	38.9	-25.5	39.84	54	-14.16	-	-	-	-	356	298	V
6	* 12.219	38.88	PK-U	39	-24.8	53.08	-	-	74	-20.92	-	-	276	332	V
	* 12.217	26.23	ADR	39	-24.8	40.43	54	-13.57	-	-	-	-	276	332	V

\* - indicates frequency in CFR15.205/IC8.10 Restricted Band

PK-U - U-NII: Maximum Peak

ADR - U-NII AD primary method, RMS average

**MID CHANNEL HARMONICS AND SPURIOUS EMISSIONS**



**DATA**

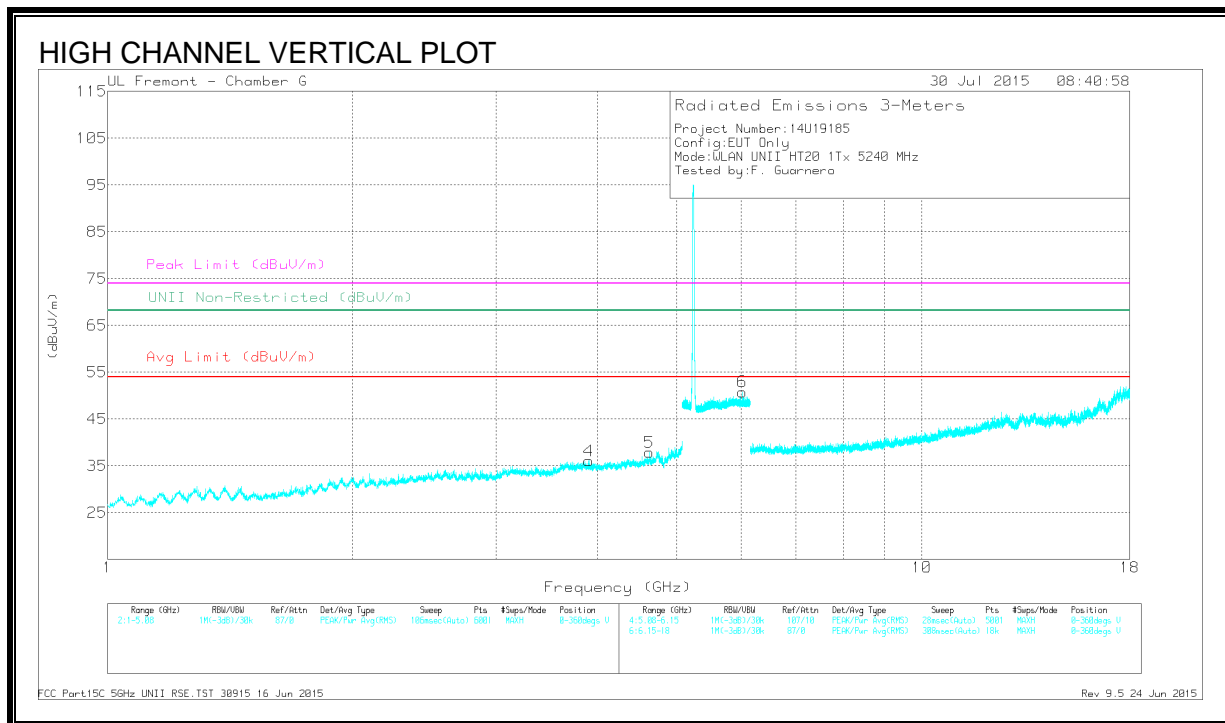
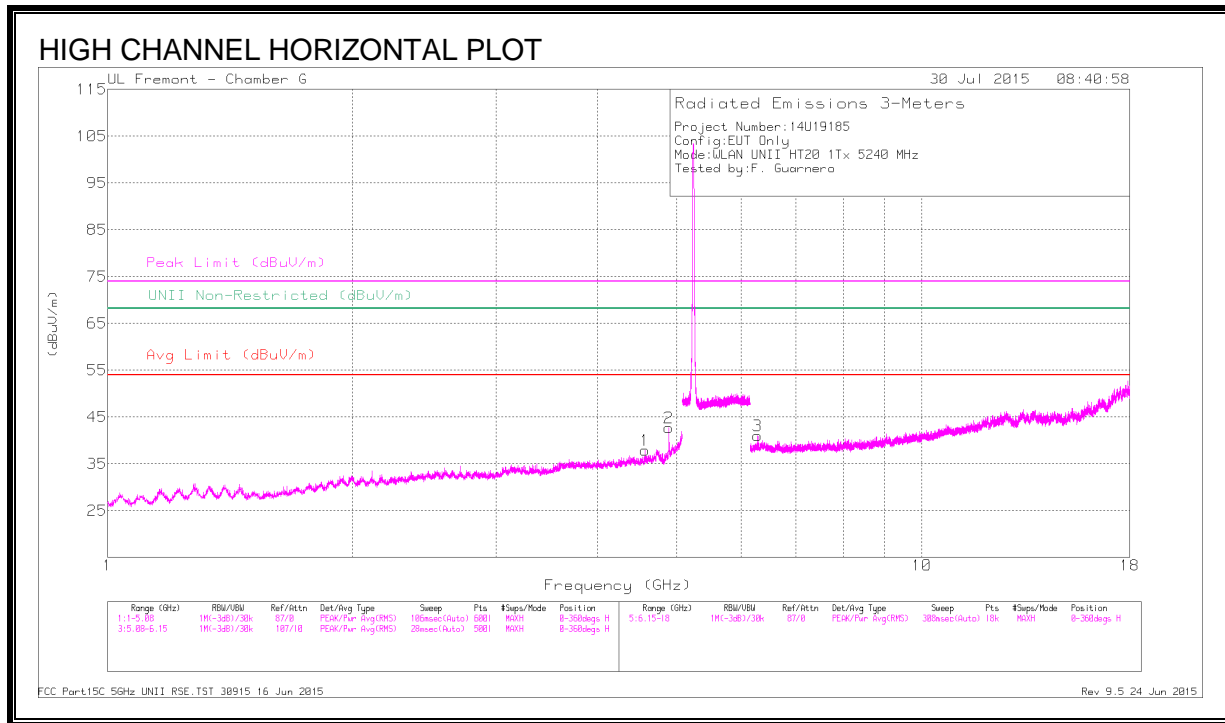
Marker	Frequency (GHz)	Meter Reading (dBuV)	Det	AF T862 (dB/m)	Amp/Cbl/Fit r/Pad (dB)	Corrected Reading (dBuV/m)	Avg Limit (dBuV/m)	Margin (dB)	Peak Limit (dBuV/m)	PK Margin (dB)	UNII Non-Restricted (dBuV/m)	PK Margin (dB)	Azimuth (Degs)	Height (cm)	Polarity
1	* 4.853	44.19	PK-U	34	-31.8	46.39	-	-	74	-27.61	-	-	129	168	H
	* 4.853	35.68	ADR	34	-31.8	37.88	54	-16.12	-	-	-	-	129	168	H
2	* 4.853	41.63	PK-U	34	-31.8	43.83	-	-	74	-30.17	-	-	108	218	V
	* 4.853	31.39	ADR	34	-31.8	33.59	54	-20.41	-	-	-	-	108	218	V
3	6.24	45.25	PK-U	35.6	-31.7	49.15	-	-	-	-	68.2	-19.05	136	200	H
4	* 11.321	38.54	PK-U	38	-26.1	50.44	-	-	74	-23.56	-	-	30	206	H
	* 11.32	26.51	ADR	38	-26.1	38.41	54	-15.59	-	-	-	-	30	206	H
5	10.402	40.41	PK-U	37.3	-27.3	50.41	-	-	-	-	68.2	-17.79	64	176	H
6	* 13.28	39.32	PK-U	39.6	-24.8	54.12	-	-	74	-19.88	-	-	1	199	H
	* 13.279	26.86	ADR	39.6	-24.8	41.66	54	-12.34	-	-	-	-	1	199	H

\* - indicates frequency in CFR15.205/IC8.10 Restricted Band

PK-U - U-NII: Maximum Peak

ADR - U-NII AD primary method, RMS average

**HIGH CHANNEL HARMONICS AND SPURIOUS EMISSIONS**





**DATA**

Marker	Frequency (GHz)	Meter Reading (dBuV)	Det	AF T862 (dB/m)	Amp/Cb1/Filtr /Pad (dB)	Corrected Reading (dBuV/m)	Avg Limit (dBuV/m)	Margin (dB)	Peak Limit (dBuV/m)	PK Margin (dB)	UNII Non-Restricted (dBuV/m)	PK Margin (dB)	Azimuth (Degs)	Height (cm)	Polarity
1	* 4.574	42.39	PK-U	33.8	-32.1	44.09	-	-	74	-29.91	-	-	195	197	H
	* 4.574	30.59	ADR	33.8	-32.1	32.29	54	-21.71	-	-	-	-	195	197	H
2	* 4.891	44.7	PK-U	34.1	-31.5	47.3	-	-	74	-26.7	-	-	136	116	H
	* 4.891	36.55	ADR	34.1	-31.5	39.15	54	-14.85	-	-	-	-	136	116	H
3	6.288	43.88	PK-U	35.7	-31.7	47.88	-	-	-	-	68.2	-20.32	47	181	H
4	* 3.898	42.15	PK-U	33.1	-33.1	42.15	-	-	74	-31.85	-	-	270	241	V
	* 3.899	30.72	ADR	33.1	-33.1	30.72	54	-23.28	-	-	-	-	270	241	V
5	* 4.626	42.37	PK-U	33.8	-32.2	43.97	-	-	74	-30.03	-	-	117	259	V
	* 4.63	30.56	ADR	33.8	-32.3	32.06	54	-21.94	-	-	-	-	117	259	V
6	6.022	43.75	PK-U	35.3	-23	56.05	-	-	-	-	68.2	-12.15	350	151	V

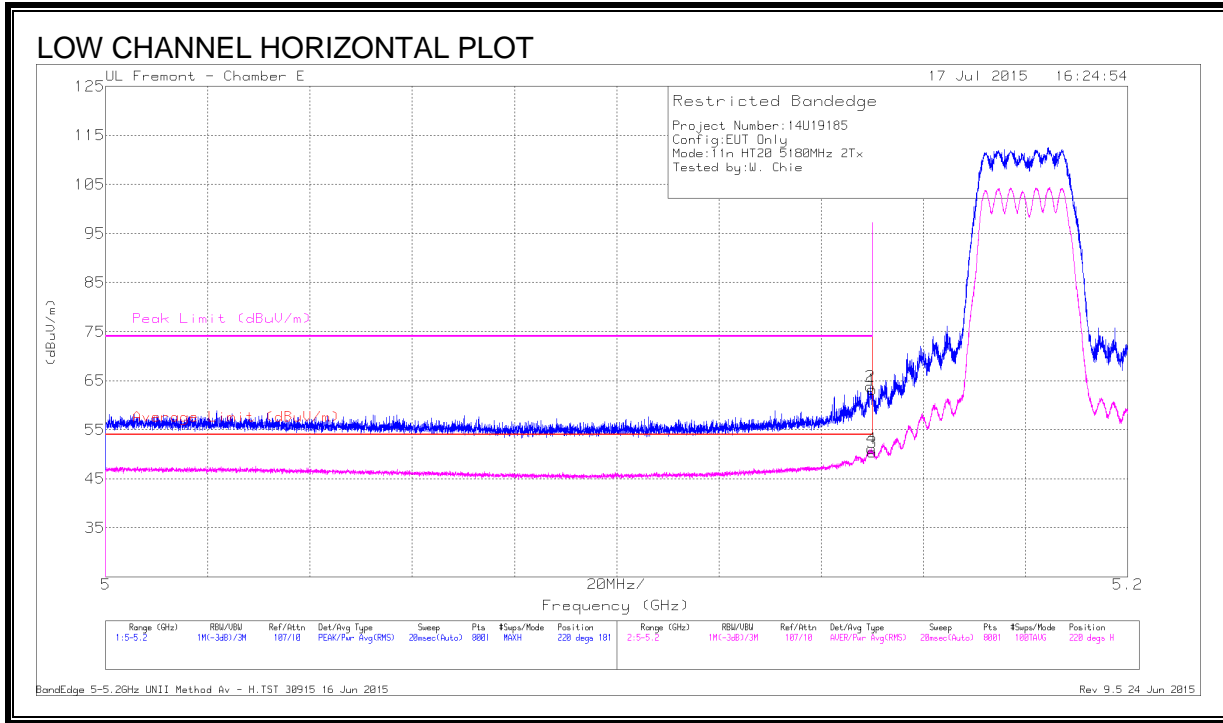
\* - indicates frequency in CFR15.205/IC8.10 Restricted Band

PK-U - U-NII: Maximum Peak

ADR - U-NII AD primary method, RMS average

### 9.3. 802.11n HT20 2Tx CDD MODE IN THE 5.2 GHz BAND

#### RESTRICTED BANDEDGE (LOW CHANNEL)



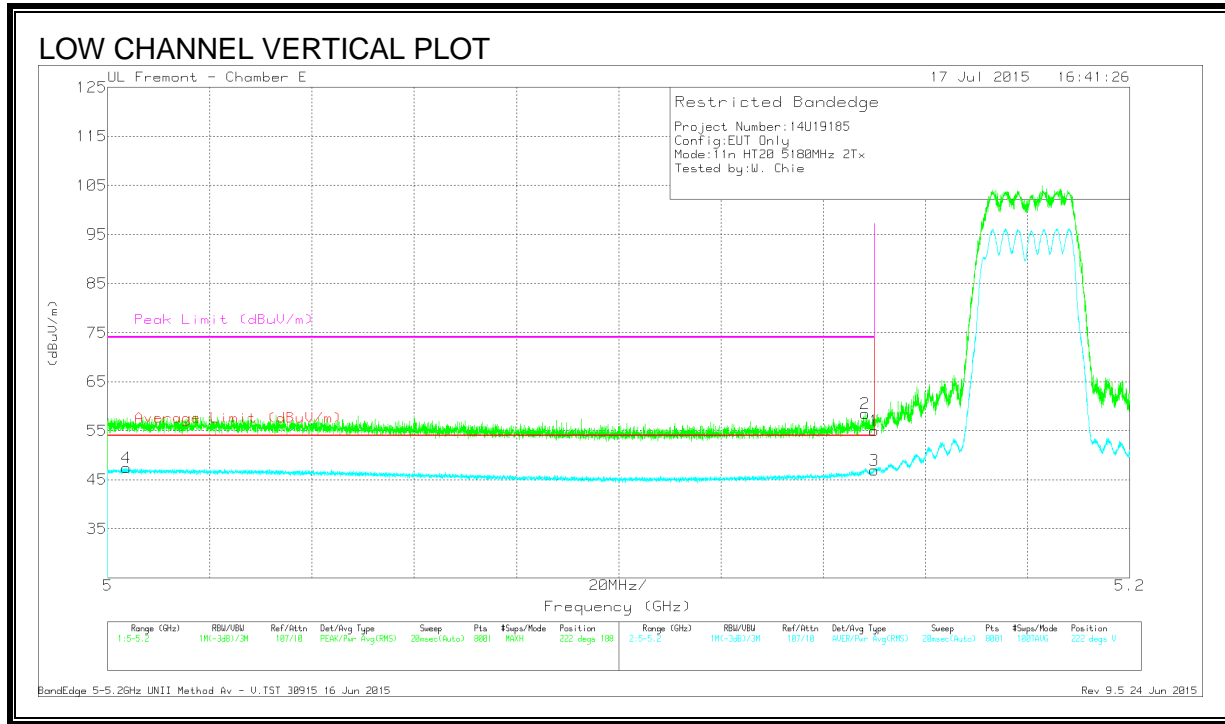
#### DATA

Marker	Frequency (GHz)	Meter Reading (dBuV)	Det	AF T346 (dB/m)	Amp/Cbl/ Filt/Pad (dB)	Corrected Reading (dBuV/m)	Average Limit (dBuV/m)	Margin (dB)	Peak Limit (dBuV/m)	PK Margin (dB)	Azimuth (Degs)	Height (cm)	Polarity
1	* 5.15	50.36	Pk	34.3	-21.4	63.26	-	-	74	-10.74	220	181	H
2	* 5.15	50.96	Pk	34.3	-21.4	63.86	-	-	74	-10.14	220	181	H
3	* 5.15	37.47	RMS	34.3	-21.4	50.37	54	-3.63	-	-	220	181	H
4	* 5.15	38.26	RMS	34.3	-21.4	51.16	54	-2.84	-	-	220	181	H

\* - indicates frequency in CFR15.205/IC8.10 Restricted Band

Pk - Peak detector

RMS - RMS detection



**DATA**

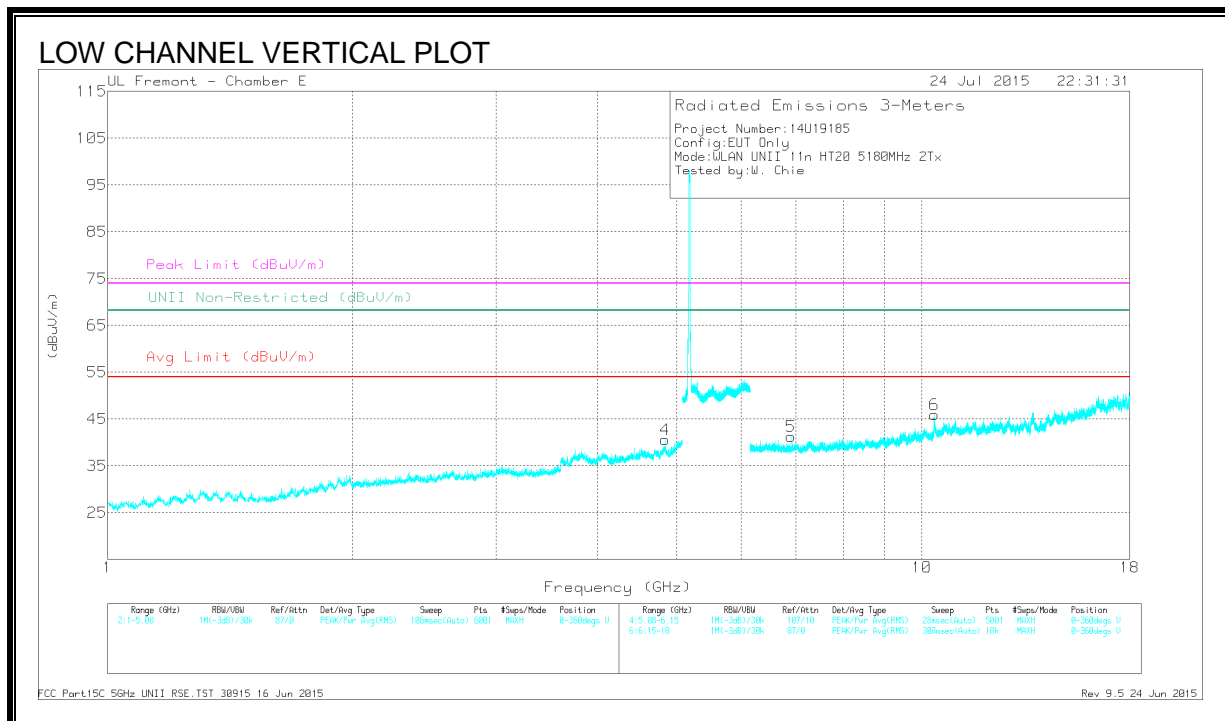
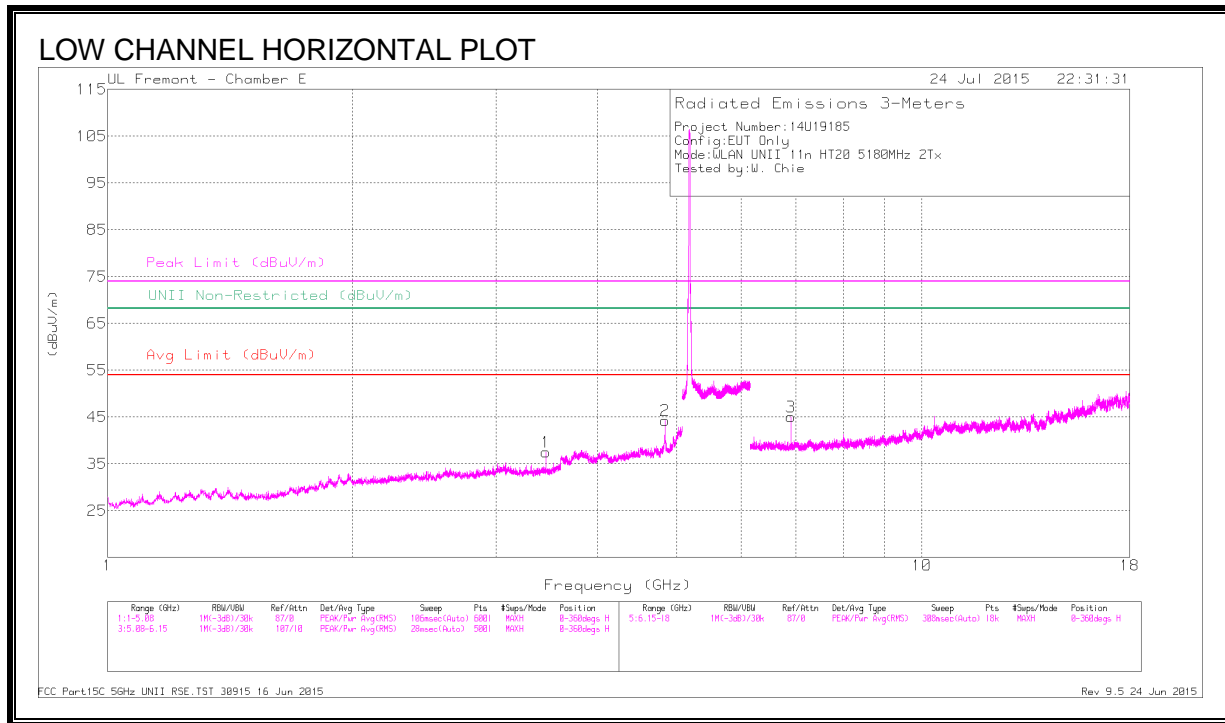
Marker	Frequency (GHz)	Meter Reading (dBuV)	Det	AF T346 (dB/m)	Amp/Cbl/Filtr/Pad (dB)	Corrected Reading (dBuV/m)	Average Limit (dBuV/m)	Margin (dB)	Peak Limit (dBuV/m)	PK Margin (dB)	Azimuth (Degs)	Height (cm)	Polarity
1	* 5.15	42.15	Pk	34.3	-21.4	55.05	-	-	74	-18.95	222	188	V
2	* 5.148	45.57	Pk	34.3	-21.4	58.47	-	-	74	-15.53	222	188	V
3	* 5.15	34.01	RMS	34.3	-21.4	46.91	54	-7.09	-	-	222	188	V
4	* 5.004	35.15	RMS	34.2	-21.9	47.45	54	-6.55	-	-	222	188	V

\* - indicates frequency in CFR15.205/IC8.10 Restricted Band

Pk - Peak detector

RMS - RMS detection

**LOW CHANNEL HARMONICS AND SPURIOUS EMISSIONS**



**DATA**

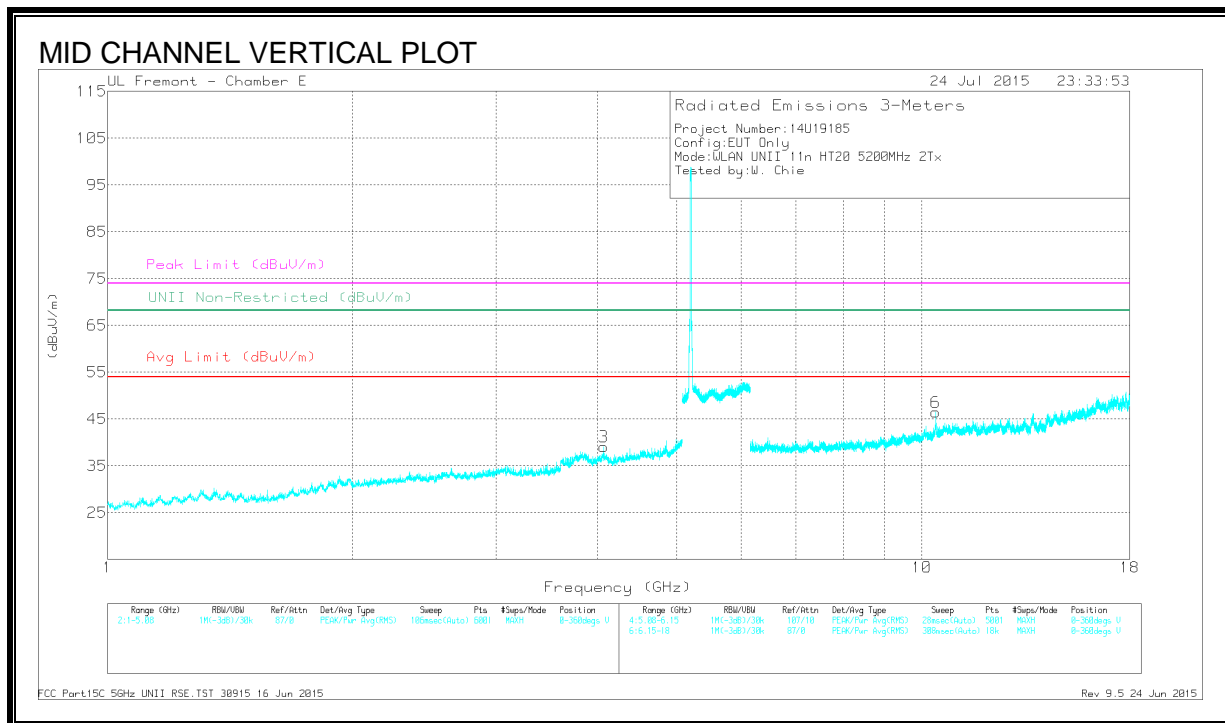
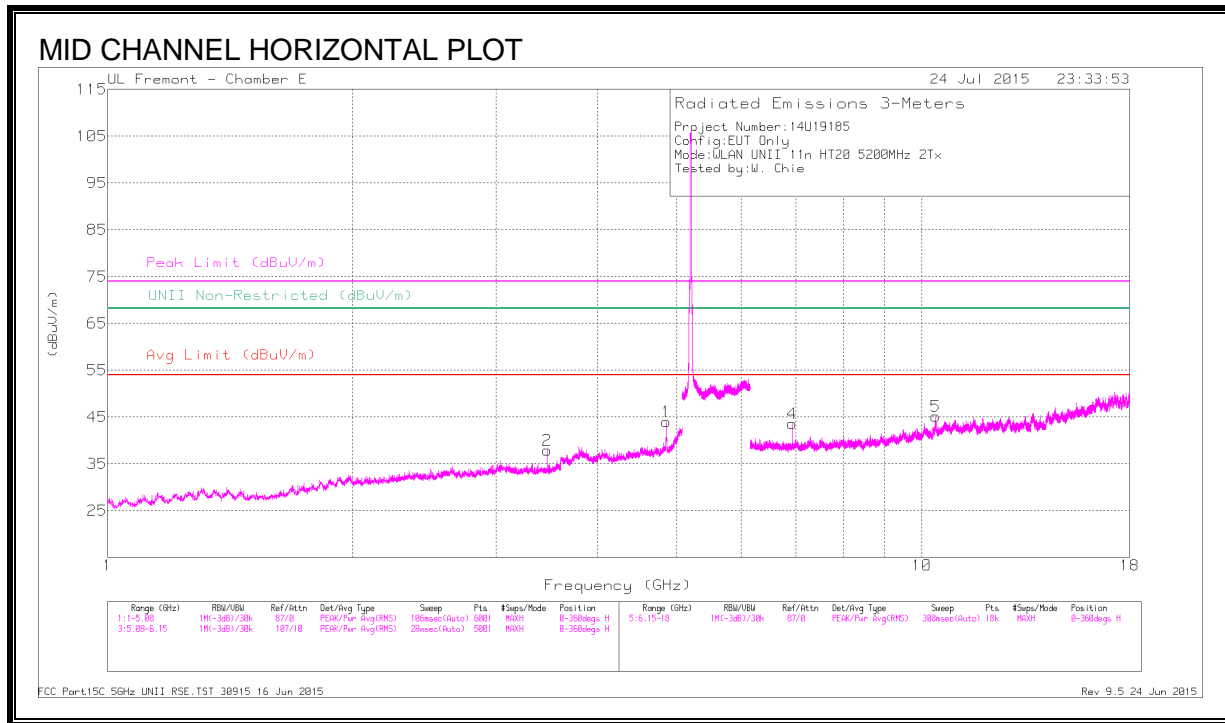
Marker	Frequency (GHz)	Meter Reading (dBuV)	Det	AF T346 (dB/m)	Amp/Cbl/FI tr/Pad (dB)	Corrected Reading (dBuV/m)	Avg Limit (dBuV/m)	Margin (dB)	Peak Limit (dBuV/m)	PK Margin (dB)	UNII Non-Restricted (dBuV/m)	PK Margin (dB)	Azimuth (Degs)	Height (cm)	Polarity
1	3.453	43.71	PK-U	32.8	-32.4	44.11	-	-	-	-	68.2	-24.09	214	158	H
2	* 4.835	44.93	PK-U	34.1	-29.9	49.13	-	-	74	-24.87	-	-	207	107	H
	* 4.835	36.67	ADR	34.1	-29.9	40.87	54	-13.13	-	-	-	-	207	107	H
3	6.907	43.12	PK-U	35.6	-28.8	49.92	-	-	-	-	68.2	-18.28	210	156	H
4	* 4.835	43.66	PK-U	34.1	-29.9	47.86	-	-	74	-26.14	-	-	224	151	V
	* 4.835	33.72	ADR	34.1	-29.9	37.92	54	-16.08	-	-	-	-	224	151	V
5	6.907	41.75	PK-U	35.6	-28.8	48.55	-	-	-	-	68.2	-19.65	242	105	V
6	10.354	41.27	PK-U	37.3	-24.9	53.67	-	-	-	-	68.2	-14.53	231	222	V

\* - indicates frequency in CFR15.205/IC8.10 Restricted Band

PK-U - U-NII: Maximum Peak

ADR - U-NII AD primary method, RMS average

**MID CHANNEL HARMONICS AND SPURIOUS EMISSIONS**



**DATA**

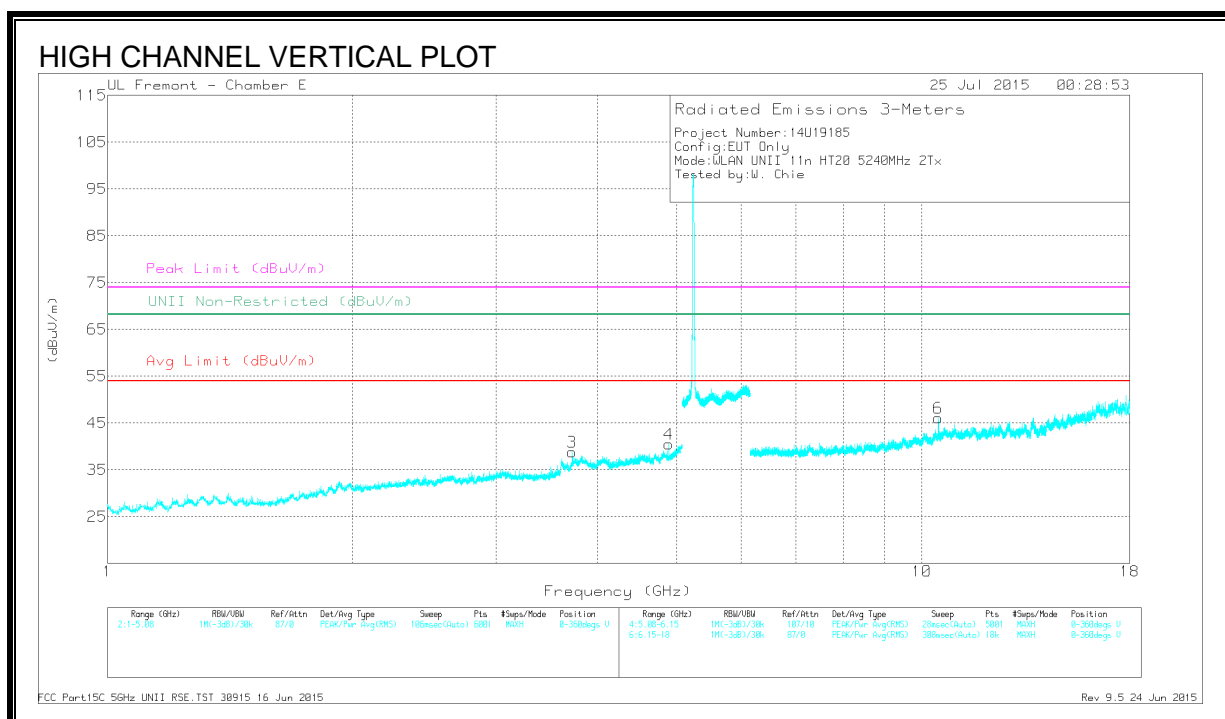
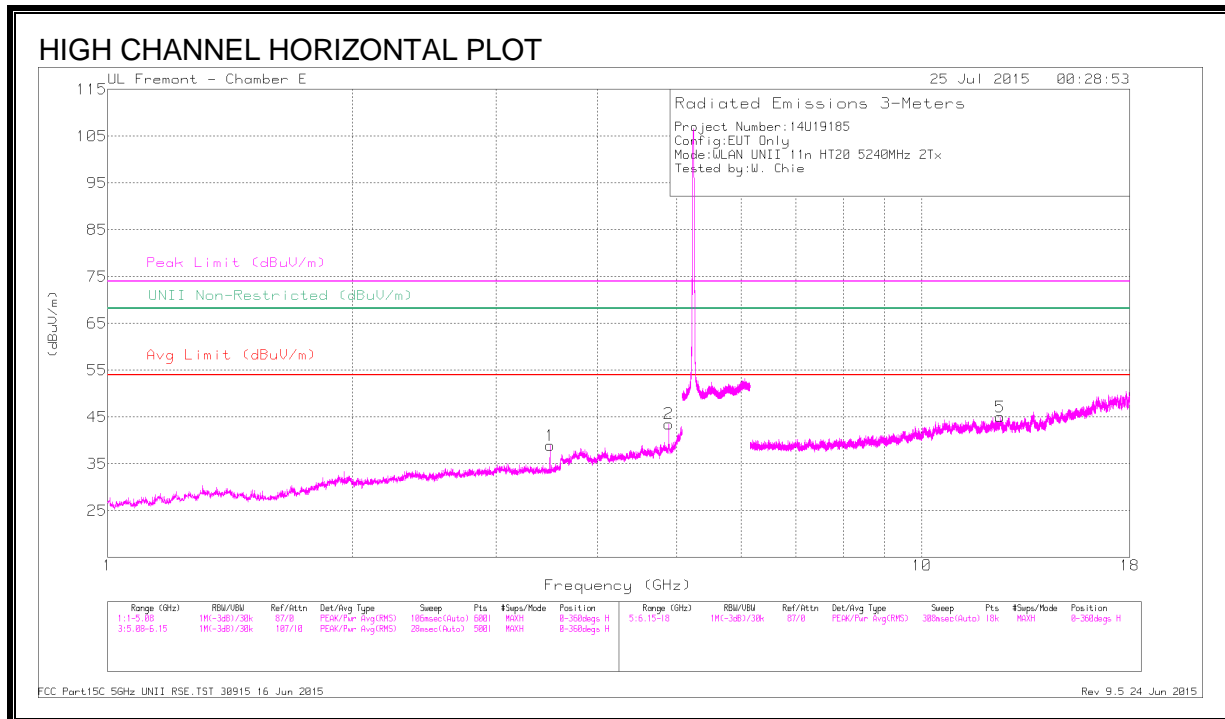
Marker	Frequency (GHz)	Meter Reading (dBuV)	Det	AF T346 (dB/m)	Amp/Cb/Fl tr/Pad (dB)	Corrected Reading (dBuV/m)	Avg Limit (dBuV/m)	Margin (dB)	Peak Limit (dBuV/m)	PK Margin (dB)	UNII Non-Restricted (dBuV/m)	PK Margin (dB)	Azimuth (Degs)	Height (cm)	Polarity
1	* 4.853	44.92	PK-U	34.1	-30	49.02	-	-	74	-24.98	-	-	240	156	H
	* 4.853	36.79	ADR	34.1	-30	40.89	54	-13.11	-	-	-	-	240	156	H
2	3.466	44.17	PK-U	32.8	-32.6	44.37	-	-	-	-	68.2	-23.83	257	187	H
3	* 4.062	42.79	PK-U	33.4	-31	45.19	-	-	74	-28.81	-	-	351	308	V
	* 4.064	30.73	ADR	33.4	-31	33.13	54	-20.87	-	-	-	-	351	308	V
4	6.933	43.07	PK-U	35.6	-28.9	49.77	-	-	-	-	68.2	-18.43	204	174	H
5	10.401	39.48	PK-U	37.4	-24.2	52.68	-	-	-	-	68.2	-15.52	52	103	H
6	10.396	40.97	PK-U	37.4	-24.1	54.27	-	-	-	-	68.2	-13.93	230	109	V

\* - indicates frequency in CFR15.205/IC8.10 Restricted Band

PK-U - U-NII: Maximum Peak

ADR - U-NII AD primary method, RMS average

**HIGH CHANNEL HARMONICS AND SPURIOUS EMISSIONS**





**DATA**

Marker	Frequency (GHz)	Meter Reading (dBuV)	Det	AF T346 (dB/m)	Amp/Cb/FI tr/Pad (dB)	Corrected Reading (dBuV/m)	Avg Limit (dBuV/m)	Margin (dB)	Peak Limit (dBuV/m)	PK Margin (dB)	UNII Non-Restricted (dBuV/m)	PK Margin (dB)	Azimuth (Degs)	Height (cm)	Polarity
1	3.493	45.34	PK-U	32.8	-32.7	45.44	-	-	-	-	68.2	-22.76	248	121	H
2	* 4.891	45.91	PK-U	34.1	-30.7	49.31	-	-	74	-24.69	-	-	208	135	H
	* 4.891	38.35	ADR	34.1	-30.7	41.75	54	-12.25	-	-	-	-	208	135	H
3	* 3.721	43.19	PK-U	33.3	-32.1	44.39	-	-	74	-29.61	-	-	119	314	V
	* 3.722	30.74	ADR	33.3	-32.2	31.84	54	-22.16	-	-	-	-	119	314	V
4	* 4.89	44.58	PK-U	34.1	-30.7	47.98	-	-	74	-26.02	-	-	225	119	V
	* 4.891	35.67	ADR	34.1	-30.7	39.07	54	-14.93	-	-	-	-	225	119	V
5	* 12.476	37.68	PK-U	38.9	-24.7	51.88	-	-	74	-22.12	-	-	256	219	H
	* 12.476	25.25	ADR	38.9	-24.7	39.45	54	-14.55	-	-	-	-	256	219	H
6	10.479	41.16	PK-U	37.5	-25.3	53.36	-	-	-	-	68.2	-14.84	231	159	V

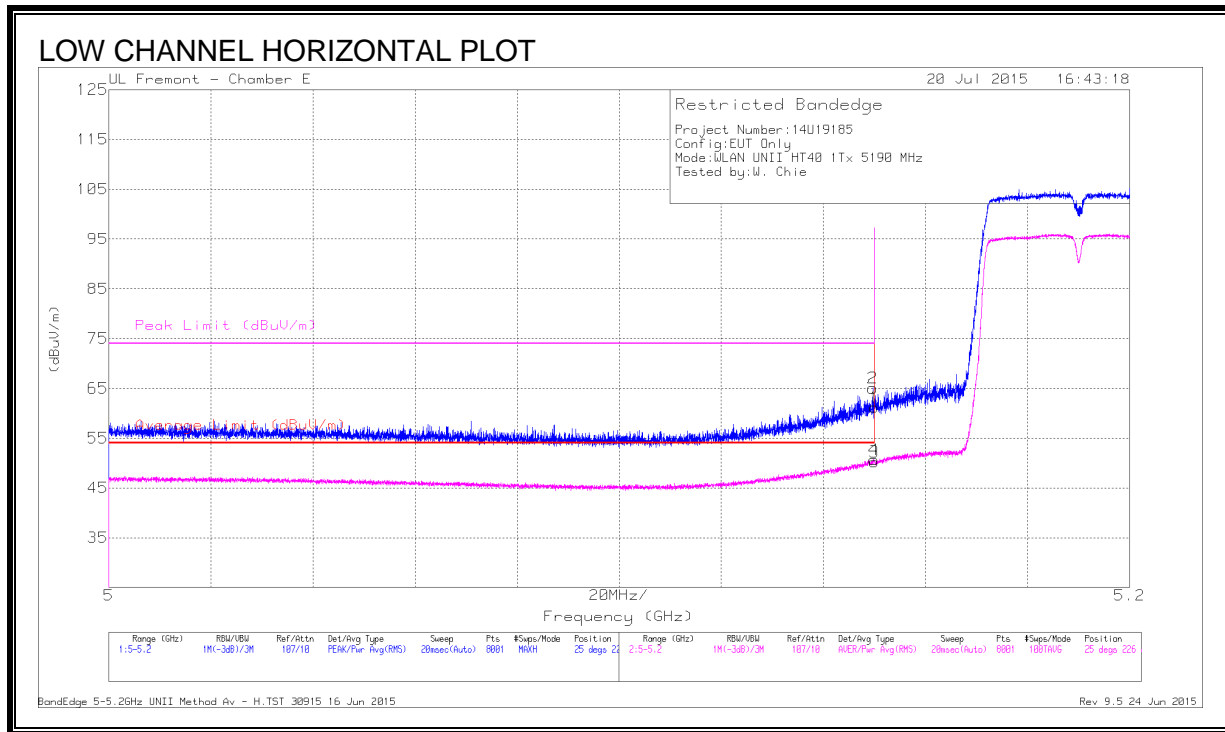
\* - indicates frequency in CFR15.205/IC8.10 Restricted Band

PK-U - U-NII: Maximum Peak

ADR - U-NII AD primary method, RMS average

### 9.4. 802.11n HT40 1Tx MODE IN THE 5.2 GHz BAND

#### RESTRICTED BANDEDGE, CHAIN 0 (LOW CHANNEL)



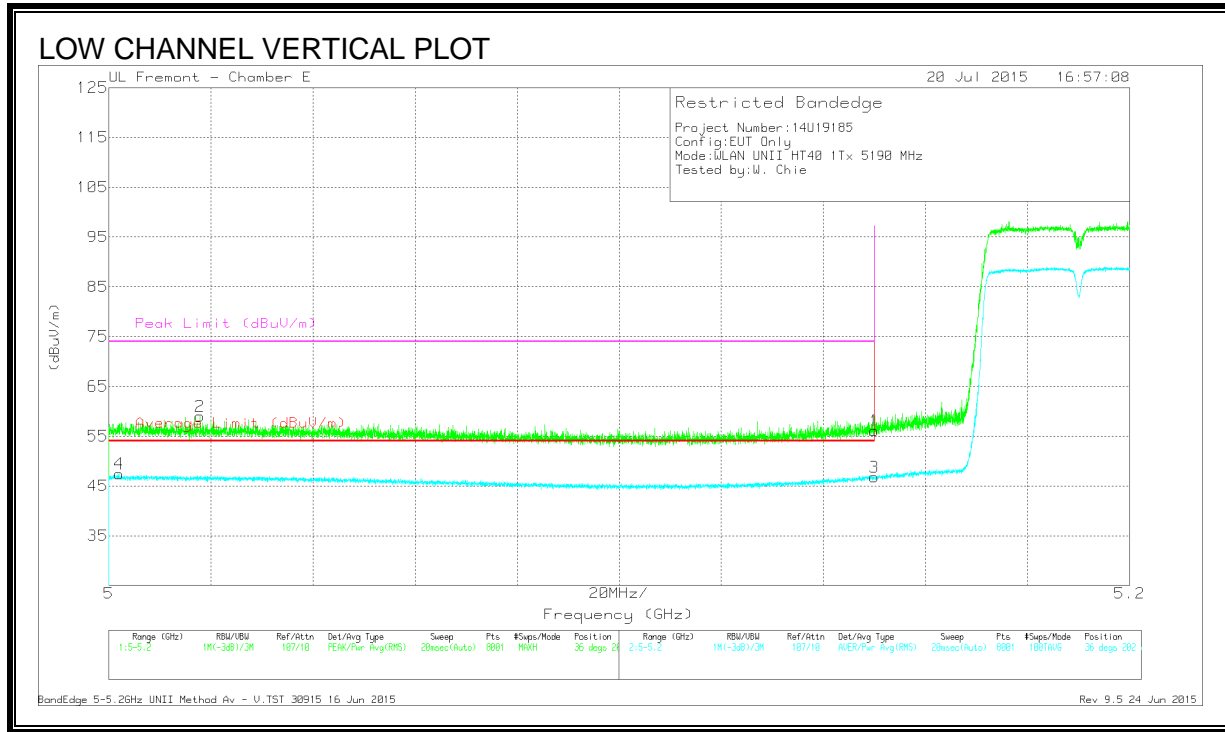
#### DATA

Marker	Frequency (GHz)	Meter Reading (dBuV)	Det	AF T346 (dB/m)	Amp/Cbl/Filtr/Pad (dB)	Corrected Reading (dBuV/m)	Average Limit (dBuV/m)	Margin (dB)	Peak Limit (dBuV/m)	PK Margin (dB)	Azimuth (Degs)	Height (cm)	Polarity
1	* 5.15	48.3	PK	34.3	-21.4	61.2	-	-	74	-12.8	25	226	H
2	* 5.15	52.17	PK	34.3	-21.4	65.07	-	-	74	-8.93	25	226	H
3	* 5.15	37.32	RMS	34.3	-21.4	50.22	54	-3.78	-	-	25	226	H
4	* 5.15	37.8	RMS	34.3	-21.4	50.7	54	-3.3	-	-	25	226	H

\* - indicates frequency in CFR15.205/IC8.10 Restricted Band

Pk - Peak detector

RMS - RMS detection



**DATA**

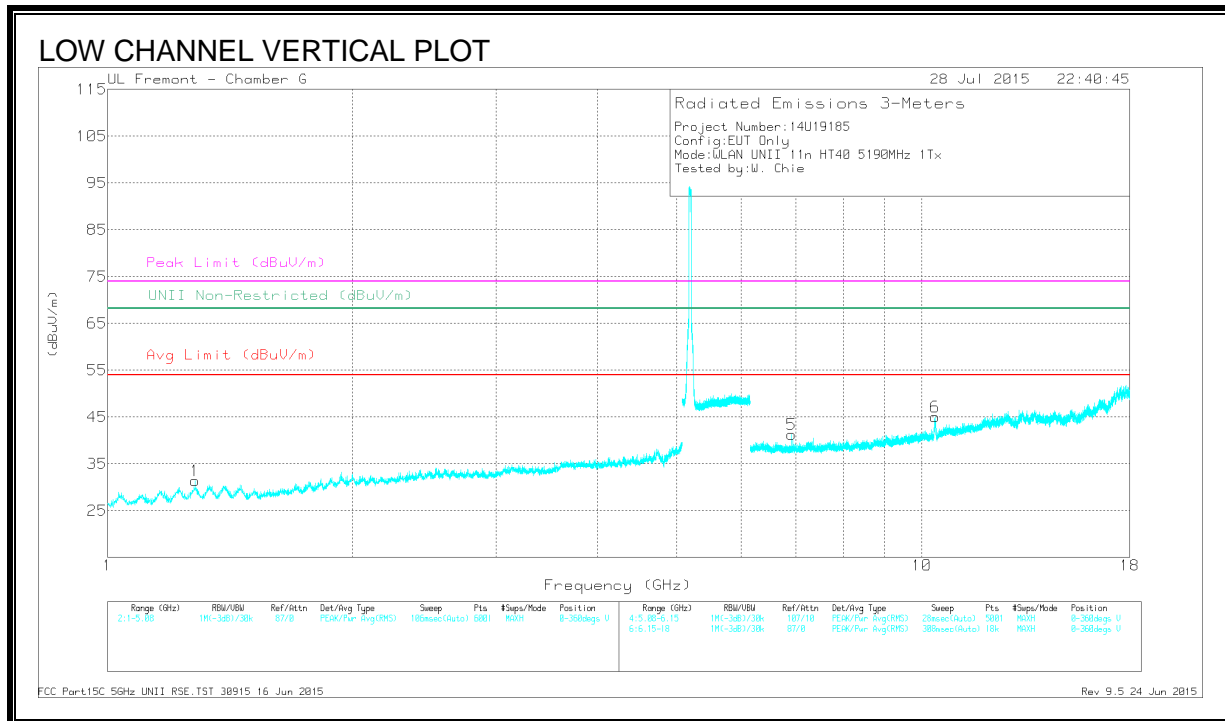
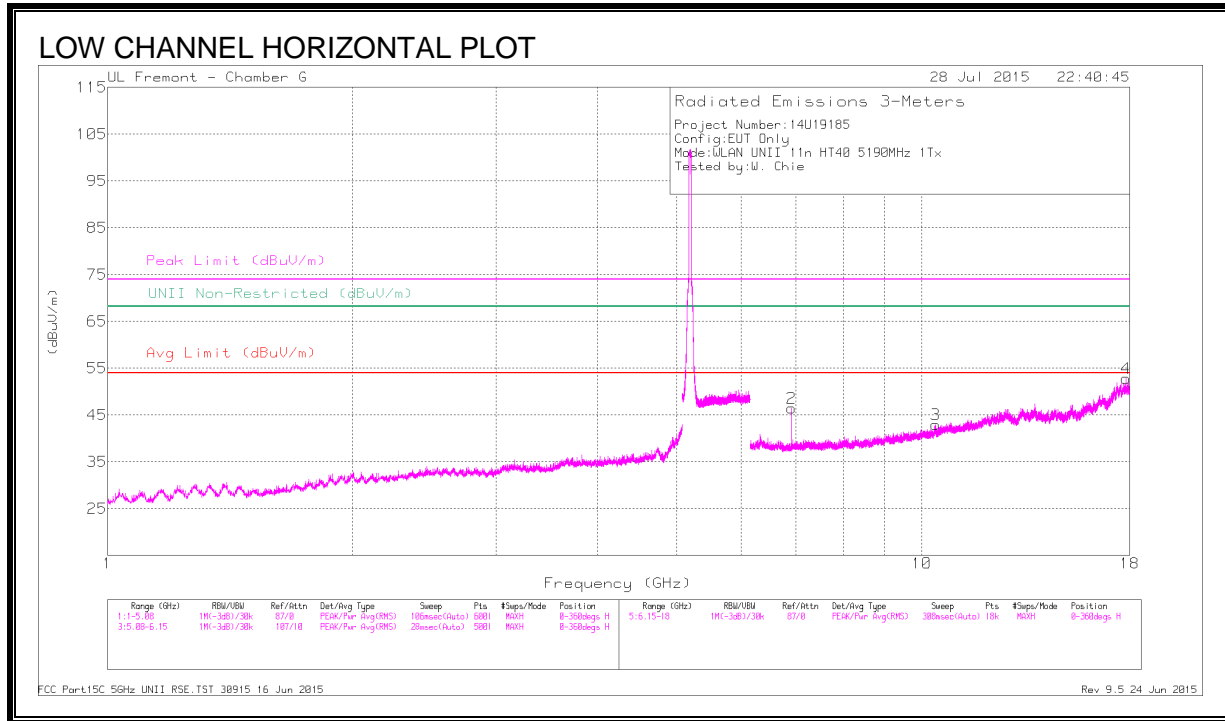
Marker	Frequency (GHz)	Meter Reading (dBuV)	Det	AF T346 (dB/m)	Amp/Cbl/Filtr/Pad (dB)	Corrected Reading (dBuV/m)	Average Limit (dBuV/m)	Margin (dB)	Peak Limit (dBuV/m)	PK Margin (dB)	Azimuth (Degs)	Height (cm)	Polarity
1	* 5.15	43.19	PK	34.3	-21.4	56.09	-	-	74	-17.91	36	202	V
2	* 5.018	46.58	PK	34.2	-21.8	58.98	-	-	74	-15.02	36	202	V
3	* 5.15	33.86	RMS	34.3	-21.4	46.76	54	-7.24	-	-	36	202	V
4	* 5.002	35.14	RMS	34.2	-21.9	47.44	54	-6.56	-	-	36	202	V

\* - indicates frequency in CFR15.205/IC8.10 Restricted Band

Pk - Peak detector

RMS - RMS detection

**LOW CHANNEL HARMONICS AND SPURIOUS EMISSIONS**



**DATA**

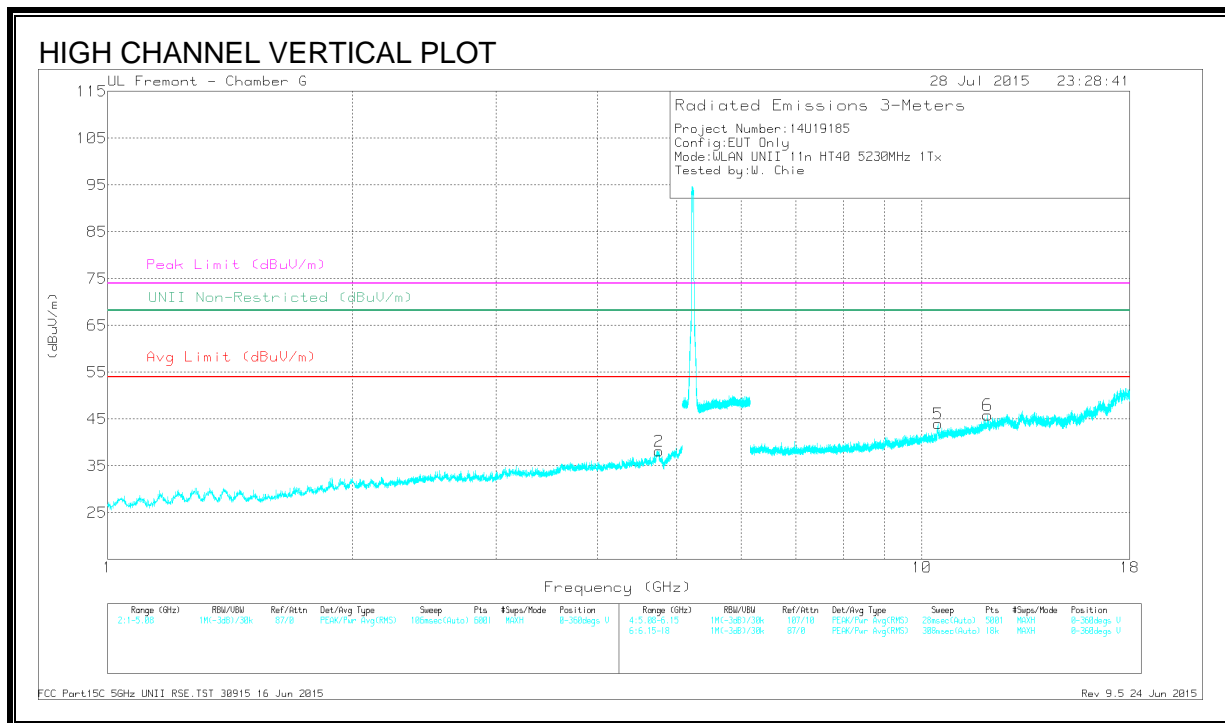
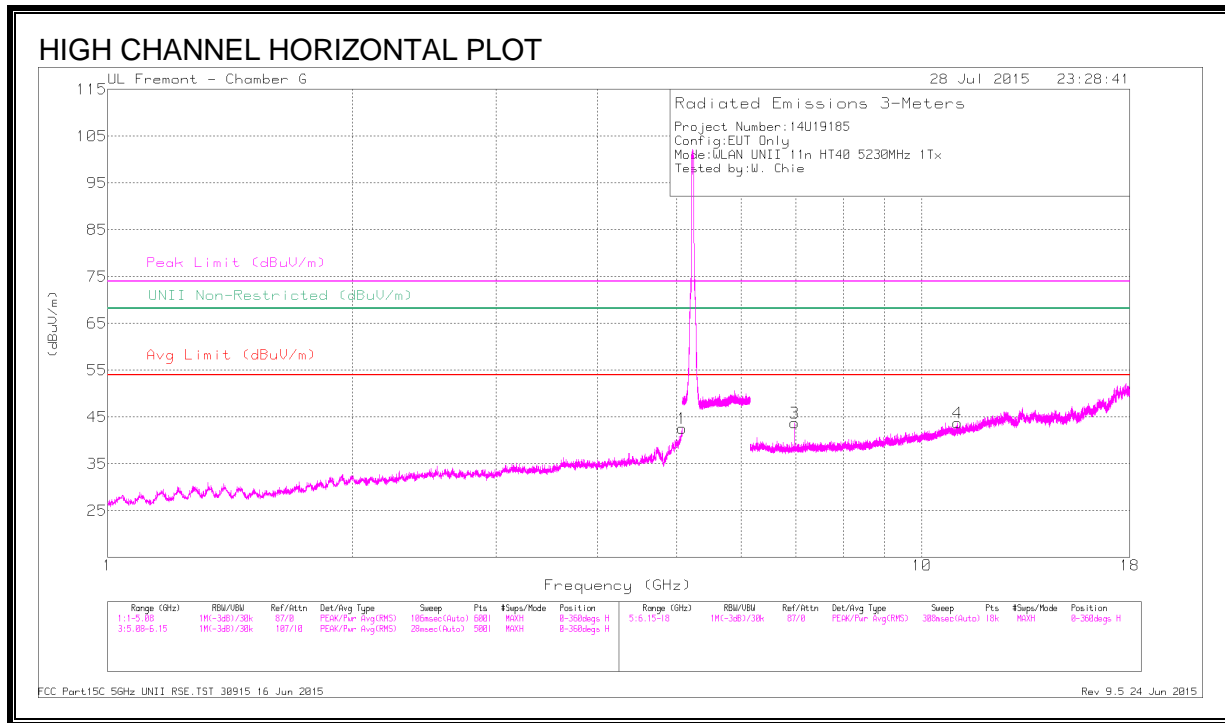
Marker	Frequency (GHz)	Meter Reading (dBuV)	Det	AF T862 (dB/m)	Amp/Cb/FI tr/Pad (dB)	Corrected Reading (dBuV/m)	Avg Limit (dBuV/m)	Margin (dB)	Peak Limit (dBuV/m)	PK Margin (dB)	UNII Non-Restricted (dBuV/m)	PK Margin (dB)	Azimuth (Degs)	Height (cm)	Polarity
1	* 1.28	44.76	PK-U	29.2	-35.5	38.46	-	-	74	-35.54	-	-	283	219	V
	* 1.281	32.11	ADR	29.2	-35.5	25.81	54	-28.19	-	-	-	-	283	219	V
2	6.92	47.29	PK-U	35.5	-31.2	51.59	-	-	-	-	68.2	-16.61	38	113	H
3	10.392	39.53	PK-U	37.3	-27.2	49.63	-	-	-	-	68.2	-18.57	121	166	H
4	* 17.808	37.23	PK-U	41.4	-19.5	59.13	-	-	74	-14.87	-	-	24	216	H
	* 17.807	25.16	ADR	41.4	-19.5	47.06	54	-6.94	-	-	-	-	24	216	H
5	6.92	44.75	PK-U	35.5	-31.2	49.05	-	-	-	-	68.2	-19.15	52	136	V
6	10.379	39.5	PK-U	37.3	-27.1	49.7	-	-	-	-	68.2	-18.5	126	142	V

\* - indicates frequency in CFR15.205/IC8.10 Restricted Band

PK-U - U-NII: Maximum Peak

ADR - U-NII AD primary method, RMS average

**HIGH CHANNEL HARMONICS AND SPURIOUS EMISSIONS**



**DATA**

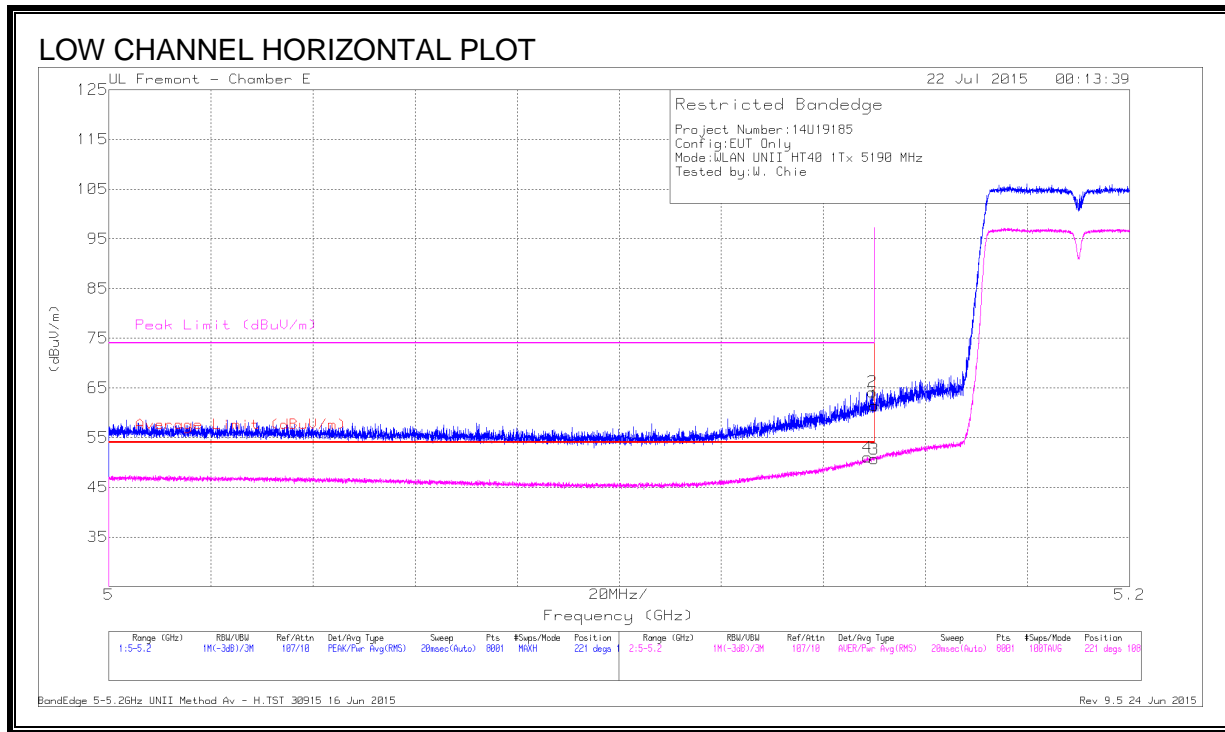
Marker	Frequency (GHz)	Meter Reading (dBuV)	Det	AF T862 (dB/m)	Amp/Cb/FI tr/Pad (dB)	Corrected Reading (dBuV/m)	Avg Limit (dBuV/m)	Margin (dB)	Peak Limit (dBuV/m)	PK Margin (dB)	UNII Non-Restricted (dBuV/m)	PK Margin (dB)	Azimuth (Degs)	Height (cm)	Polarity
1	* 5.073	45	PK-U	34.2	-30.1	49.1	-	-	74	-24.9	-	-	32	194	H
	* 5.073	33.14	ADR	34.2	-30	37.34	54	-16.66	-	-	-	-	32	194	H
2	* 4.759	44.6	PK-U	33.9	-32.1	46.4	-	-	74	-27.6	-	-	326	189	V
	* 4.76	32.35	ADR	34	-32.1	34.25	54	-19.75	-	-	-	-	326	189	V
3	6.973	45.54	PK-U	35.5	-31.1	49.94	-	-	-	-	68.2	-18.26	48	144	H
4	* 11.059	38.94	PK-U	37.9	-26.5	50.34	-	-	74	-23.66	-	-	206	204	H
	* 11.059	26.53	ADR	37.9	-26.5	37.93	54	-16.07	-	-	-	-	206	204	H
5	10.464	38.89	PK-U	37.4	-27.6	48.69	-	-	-	-	68.2	-19.51	160	121	V
6	* 12.045	38.51	PK-U	38.9	-25.2	52.21	-	-	74	-21.79	-	-	28	113	V
	* 12.044	26.48	ADR	38.9	-25.2	40.18	54	-13.82	-	-	-	-	28	113	V

\* - indicates frequency in CFR15.205/IC8.10 Restricted Band

PK-U - U-NII: Maximum Peak

ADR - U-NII AD primary method, RMS average

**RESTRICTED BANDEDGE, CHAIN 1 (LOW CHANNEL)**



**DATA**

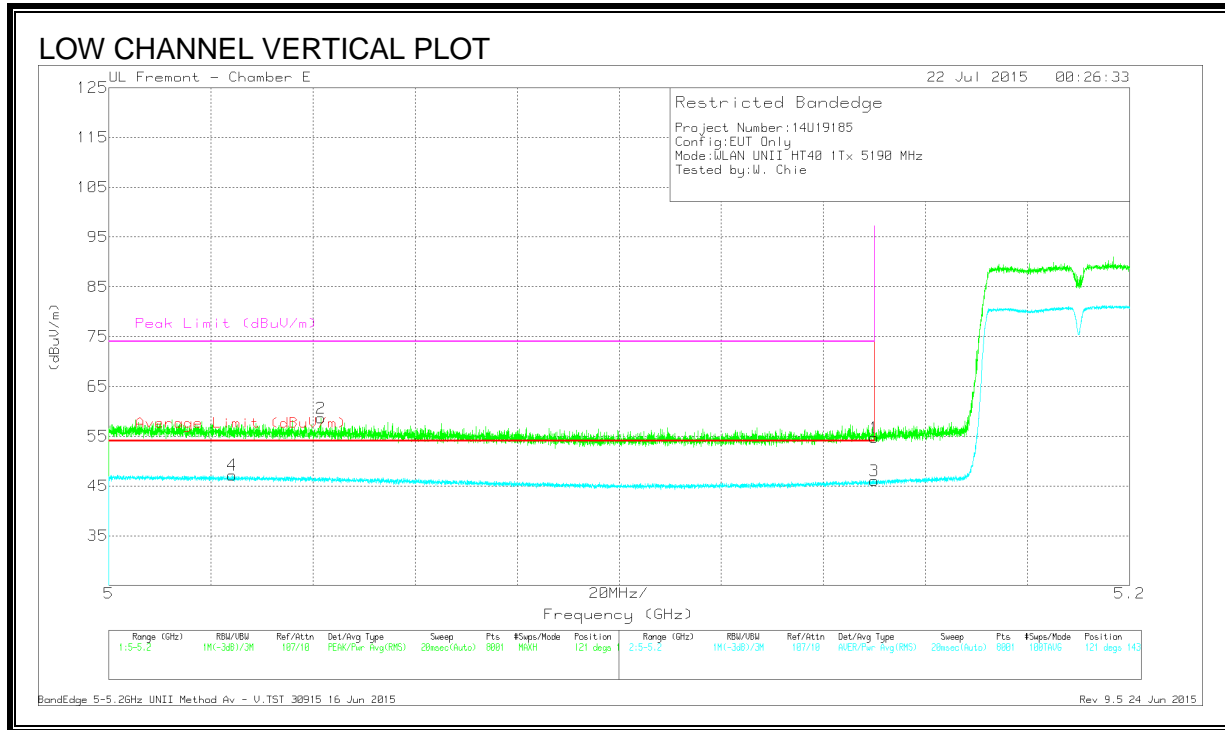
Marker	Frequency (GHz)	Meter Reading (dBuV)	Det	AF T346 (dB/m)	Amp/Cbl/Filtr/Pad (dB)	Corrected Reading (dBuV/m)	Average Limit (dBuV/m)	Margin (dB)	Peak Limit (dBuV/m)	PK Margin (dB)	Azimuth (Degs)	Height (cm)	Polarity
1	* 5.15	48.53	Pk	34.3	-21.4	61.43	-	-	74	-12.57	221	108	H
2	* 5.15	51.29	Pk	34.3	-21.4	64.19	-	-	74	-9.81	221	108	H
3	* 5.15	37.77	RMS	34.3	-21.4	50.67	54	-3.33	-	-	221	108	H
4	* 5.149	38.15	RMS	34.3	-21.4	51.05	54	-2.95	-	-	221	108	H

\* - indicates frequency in CFR15.205/IC8.10 Restricted Band

Pk - Peak detector

RMS - RMS detection





**DATA**

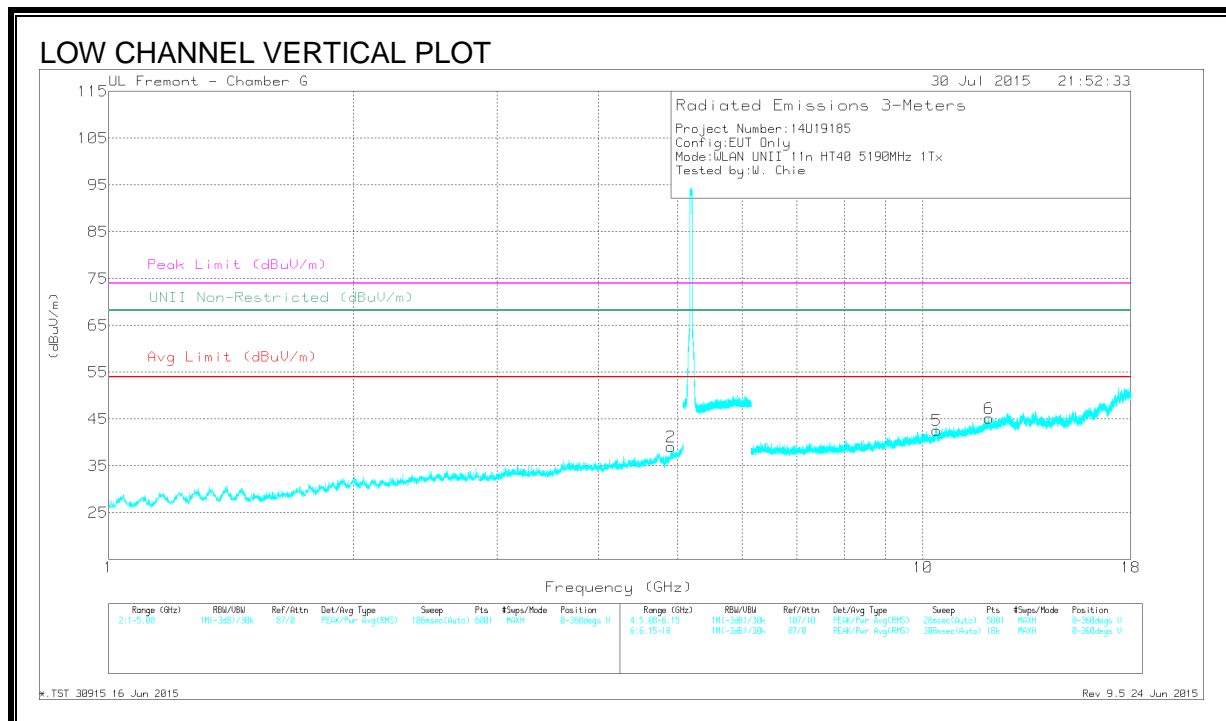
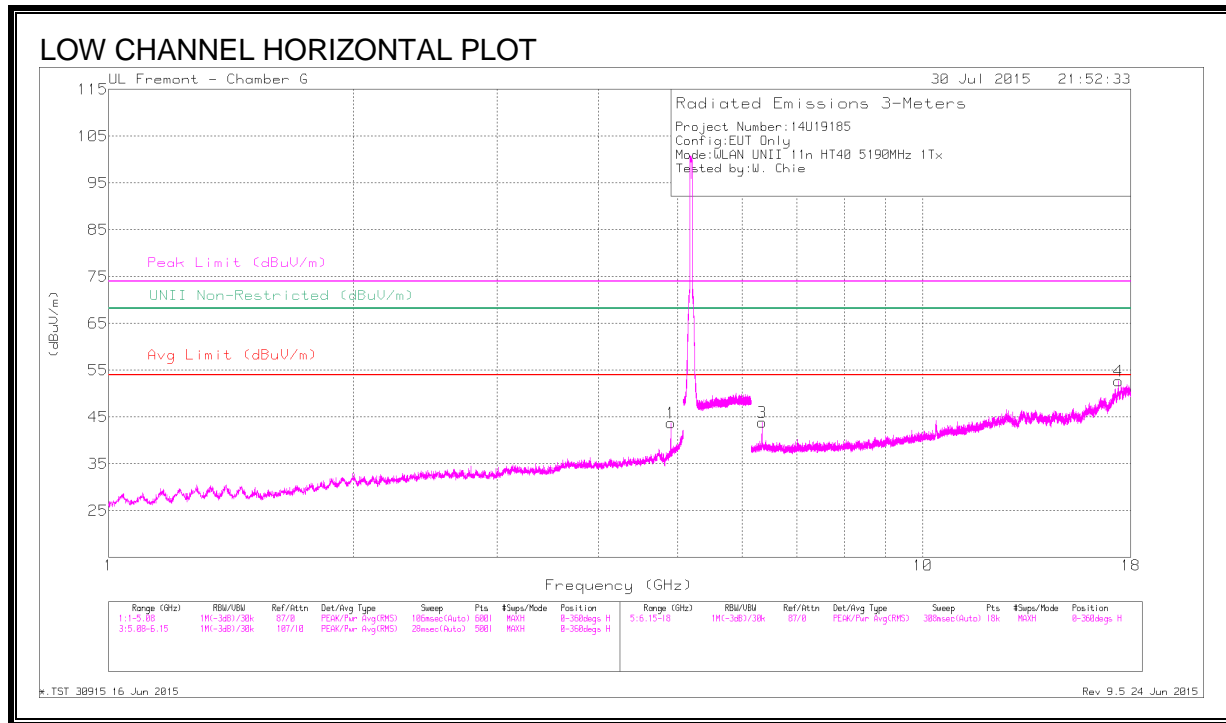
Marker	Frequency (GHz)	Meter Reading (dBuV)	Det	AF T346 (dB/m)	Amp/Cbl/Filtr/Pad (dB)	Corrected Reading (dBuV/m)	Average Limit (dBuV/m)	Margin (dB)	Peak Limit (dBuV/m)	PK Margin (dB)	Azimuth (Degs)	Height (cm)	Polarity
1	* 5.15	41.81	PK	34.3	-21.4	54.71	-	-	74	-19.29	121	143	V
2	* 5.042	46.14	PK	34.2	-21.7	58.64	-	-	74	-15.36	121	143	V
3	* 5.15	33.12	RMS	34.3	-21.4	46.02	54	-7.98	-	-	121	143	V
4	* 5.024	34.78	RMS	34.2	-21.8	47.18	54	-6.82	-	-	121	143	V

\* - indicates frequency in CFR15.205/IC8.10 Restricted Band

Pk - Peak detector

RMS - RMS detection

**LOW CHANNEL HARMONICS AND SPURIOUS EMISSIONS**



**DATA**

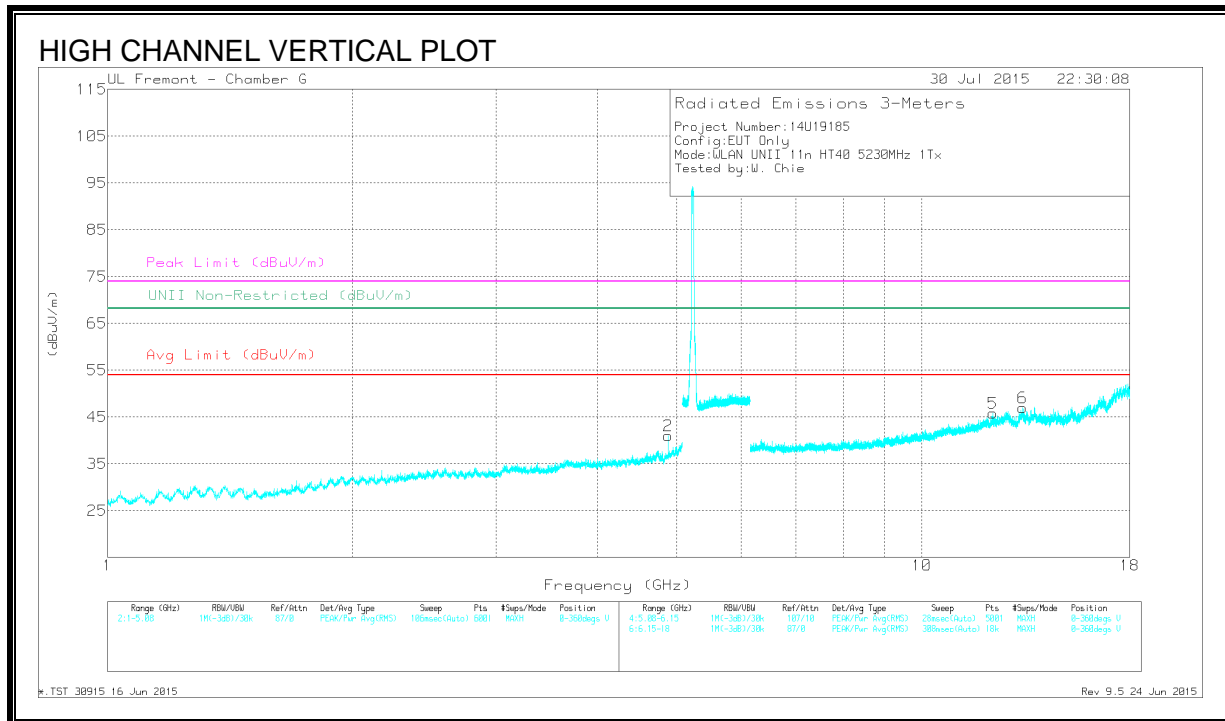
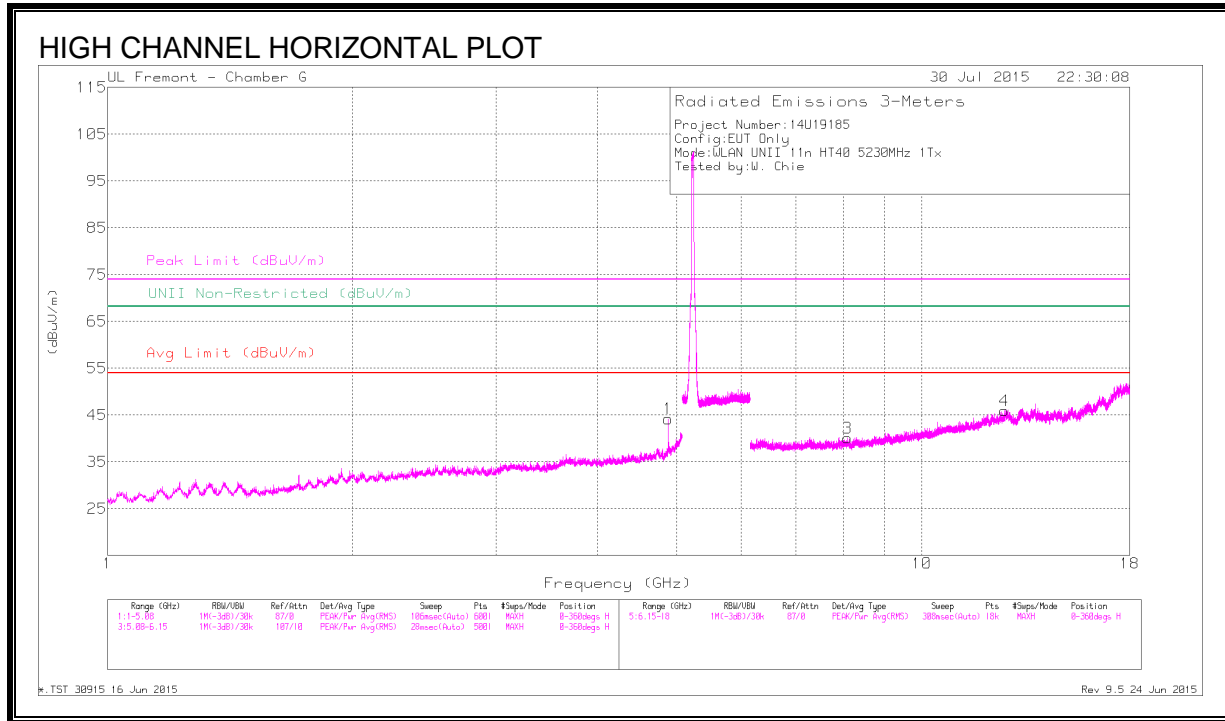
Marker	Frequency (GHz)	Meter Reading (dBuV)	Det	AF T862 (dB/m)	Amp/Cbl/Fit r/Pad (dB)	Corrected Reading (dBuV/m)	Avg Limit (dBuV/m)	Margin (dB)	Peak Limit (dBuV/m)	PK Margin (dB)	UNII Non-Restricted (dBuV/m)	PK Margin (dB)	Azimuth (Degs)	Height (cm)	Polarity
1	* 4.902	46.42	PK-U	34.1	-31.5	49.02	-	-	74	-24.98	-	-	133	105	H
	* 4.902	36.73	ADR	34.1	-31.5	39.33	54	-14.67	-	-	-	-	133	105	H
2	* 4.901	44.41	PK-U	34.1	-31.5	47.01	-	-	74	-26.99	-	-	130	116	V
	* 4.902	33.73	ADR	34.1	-31.5	36.33	54	-17.67	-	-	-	-	130	116	V
3	6.343	45.7	PK-U	35.7	-32.1	49.3	-	-	-	-	68.2	-18.9	169	189	H
4	17.383	38.61	PK-U	41.4	-20.8	59.21	-	-	-	-	68.2	-8.99	195	118	H
5	10.394	39.54	PK-U	37.3	-27.2	49.64	-	-	-	-	68.2	-18.56	272	167	V
6	* 12.051	38.41	PK-U	38.9	-25.1	52.21	-	-	74	-21.79	-	-	250	400	V
	* 12.05	26.33	ADR	38.9	-25.1	40.13	54	-13.87	-	-	-	-	250	400	V

\* - indicates frequency in CFR15.205/IC8.10 Restricted Band

PK-U - U-NII: Maximum Peak

ADR - U-NII AD primary method, RMS average

**HIGH CHANNEL HARMONICS AND SPURIOUS EMISSIONS**



**DATA**

Marker	Frequency (GHz)	Meter Reading (dBuV)	Det	AF T862 (dB/m)	Amp/Cbl/Fit r/Pad (dB)	Corrected Reading (dBuV/m)	Avg Limit (dBuV/m)	Margin (dB)	Peak Limit (dBuV/m)	PK Margin (dB)	UNII Non-Restricted (dBuV/m)	PK Margin (dB)	Azimuth (Degs)	Height (cm)	Polarity
1	* 4.881	46.08	PK-U	34	-31.6	48.48	-	-	74	-25.52	-	-	56	105	H
	* 4.881	39.35	ADR	34	-31.6	41.75	54	-12.25	-	-	-	-	56	105	H
2	* 4.881	44.8	PK-U	34	-31.6	47.2	-	-	74	-26.8	-	-	135	180	V
	* 4.881	35.99	ADR	34	-31.6	38.39	54	-15.61	-	-	-	-	135	180	V
3	* 8.104	40.87	PK-U	35.7	-29.6	46.97	-	-	74	-27.03	-	-	69	301	H
	* 8.104	28.58	ADR	35.7	-29.6	34.68	54	-19.32	-	-	-	-	69	301	H
4	* 12.637	38.6	PK-U	39.3	-25.3	52.6	-	-	74	-21.4	-	-	229	333	H
	* 12.638	26.59	ADR	39.3	-25.3	40.59	54	-13.41	-	-	-	-	229	333	H
5	* 12.222	38.56	PK-U	39	-24.8	52.76	-	-	74	-21.24	-	-	248	336	V
	* 12.223	26.12	ADR	39	-24.8	40.32	54	-13.68	-	-	-	-	248	336	V
6	* 13.291	38.66	PK-U	39.6	-24.6	53.66	-	-	74	-20.34	-	-	145	325	V
	* 13.29	26.52	ADR	39.6	-24.6	41.52	54	-12.48	-	-	-	-	145	325	V

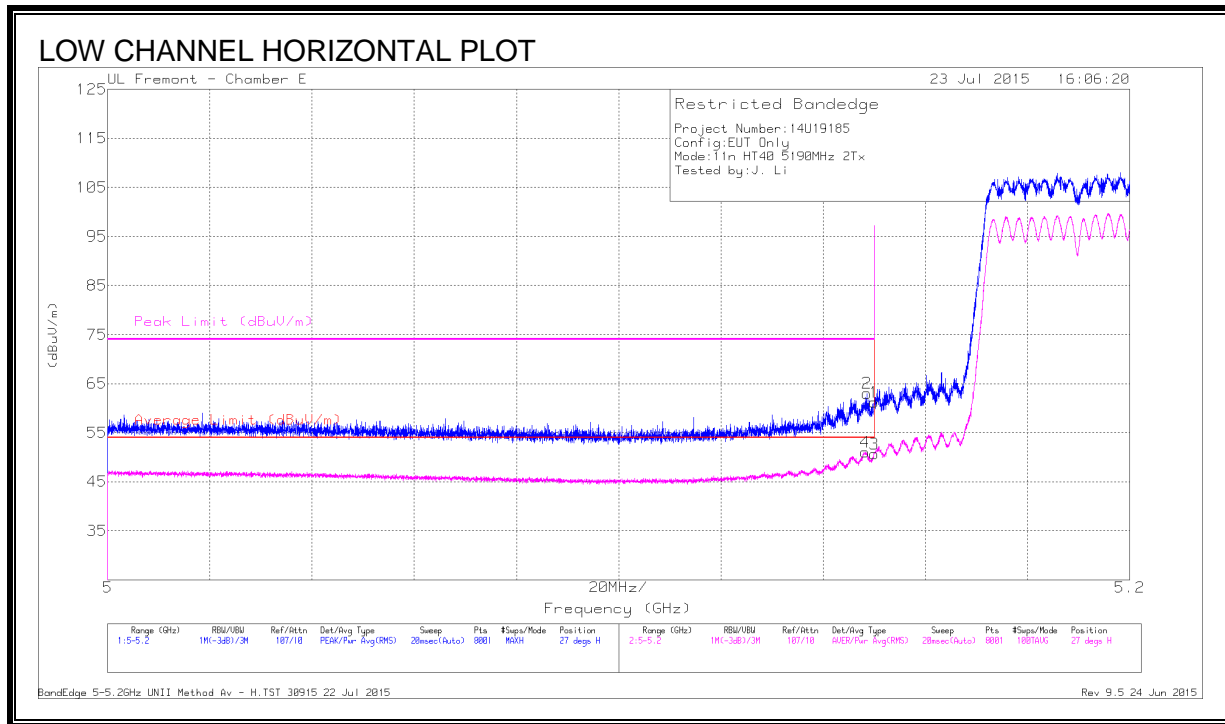
\* - indicates frequency in CFR15.205/IC8.10 Restricted Band

PK-U - U-NII: Maximum Peak

ADR - U-NII AD primary method, RMS average

### 9.5. 802.11n HT40 2Tx CDD MODE IN THE 5.2 GHz BAND

#### RESTRICTED BANDEDGE (LOW CHANNEL)



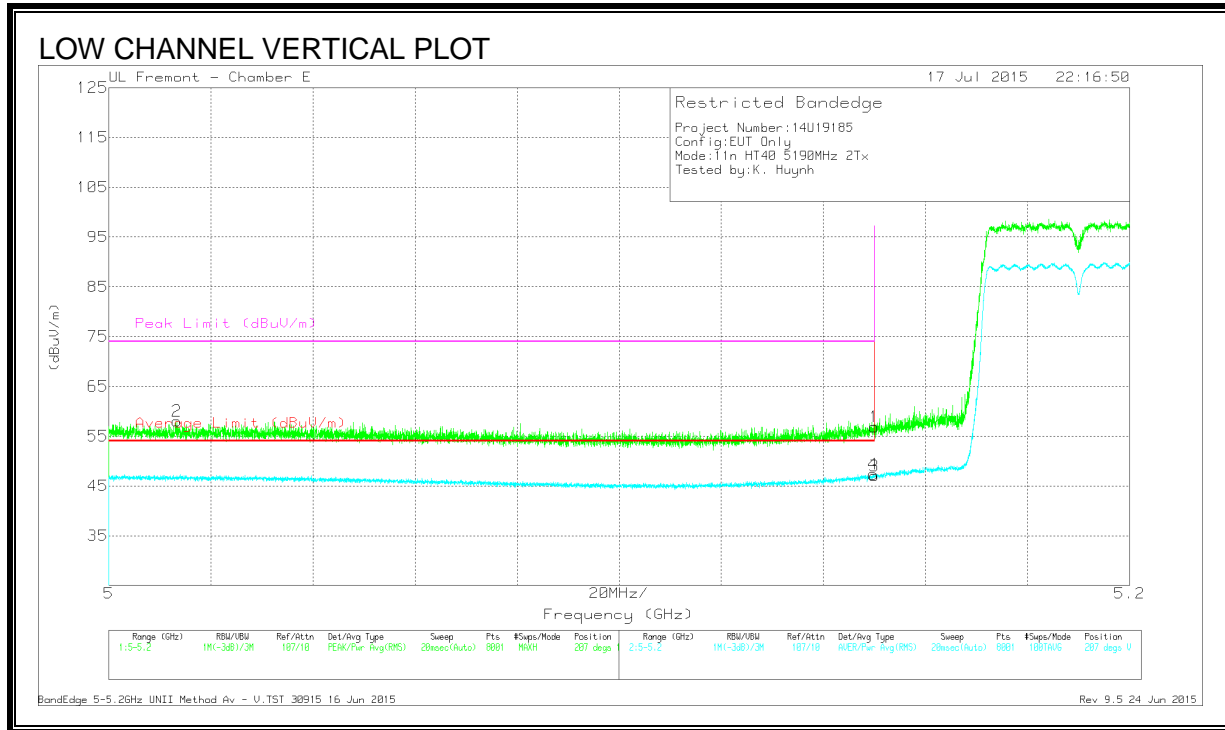
#### DATA

Marker	Frequency (GHz)	Meter Reading (dBuV)	Det	AF T346 (dB/m)	Amp/Cbl/ Filt/Pad (dB)	Corrected Reading (dBuV/m)	Average Limit (dBuV/m)	Margin (dB)	Peak Limit (dBuV/m)	PK Margin (dB)	Azimuth (Degs)	Height (cm)	Polarity
1	* 5.15	48.35	Pk	34.3	-21.4	61.25	-	-	74	-12.75	27	229	H
2	* 5.149	50.12	Pk	34.3	-21.4	63.02	-	-	74	-10.98	27	229	H
3	* 5.15	37.79	RMS	34.3	-21.4	50.69	54	-3.31	-	-	27	229	H
4	* 5.148	38.08	RMS	34.3	-21.4	50.98	54	-3.02	-	-	27	229	H

\* - indicates frequency in CFR15.205/IC8.10 Restricted Band

Pk - Peak detector

RMS - RMS detection



**DATA**

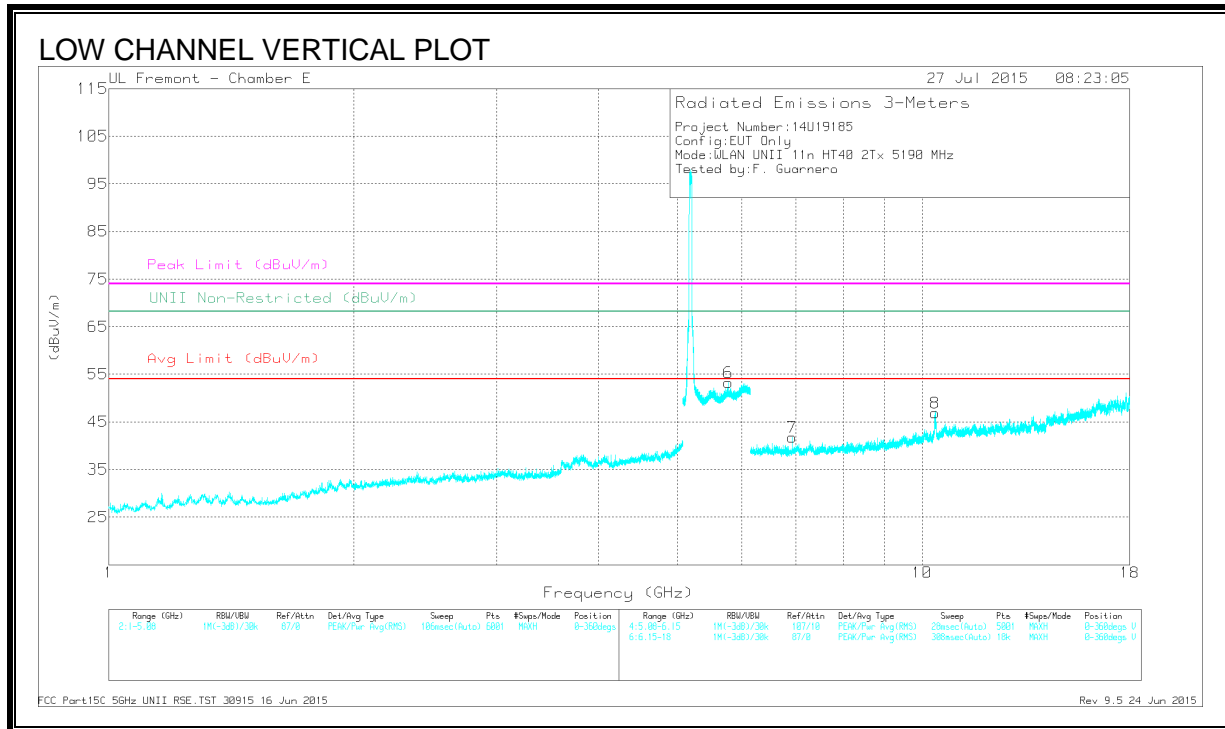
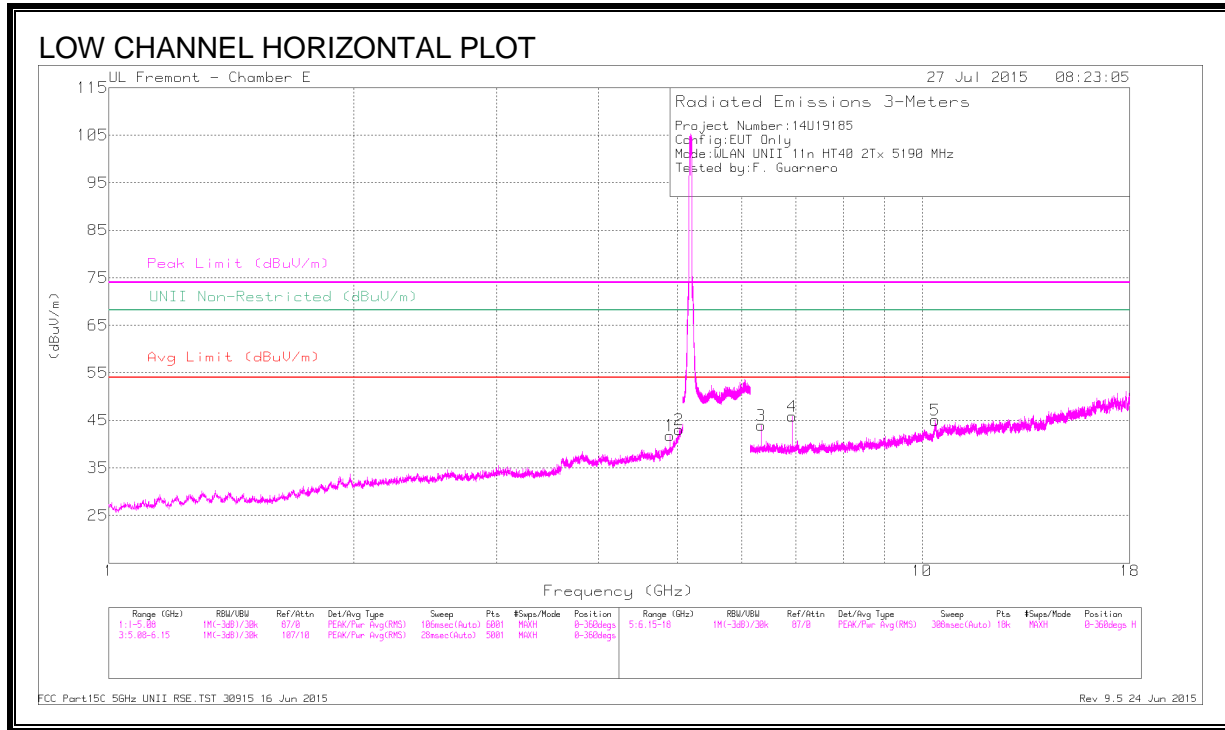
Marker	Frequency (GHz)	Meter Reading (dBuV)	Det	AF T346 (dB/m)	Amp/Cbl/Filtr/Pad (dB)	Corrected Reading (dBuV/m)	Average Limit (dBuV/m)	Margin (dB)	Peak Limit (dBuV/m)	PK Margin (dB)	Azimuth (Degs)	Height (cm)	Polarity
1	* 5.15	43.98	PK	34.3	-21.4	56.88	-	-	74	-17.12	207	152	V
2	* 5.013	45.74	PK	34.2	-21.9	58.04	-	-	74	-15.96	207	152	V
3	* 5.15	34.13	RMS	34.3	-21.4	47.03	54	-6.97	-	-	207	152	V
4	* 5.15	34.45	RMS	34.3	-21.4	47.35	54	--6.65	-	-	207	152	V

\* - indicates frequency in CFR15.205/IC8.10 Restricted Band

Pk - Peak detector

RMS - RMS detection

**LOW CHANNEL HARMONICS AND SPURIOUS EMISSIONS**





**DATA**

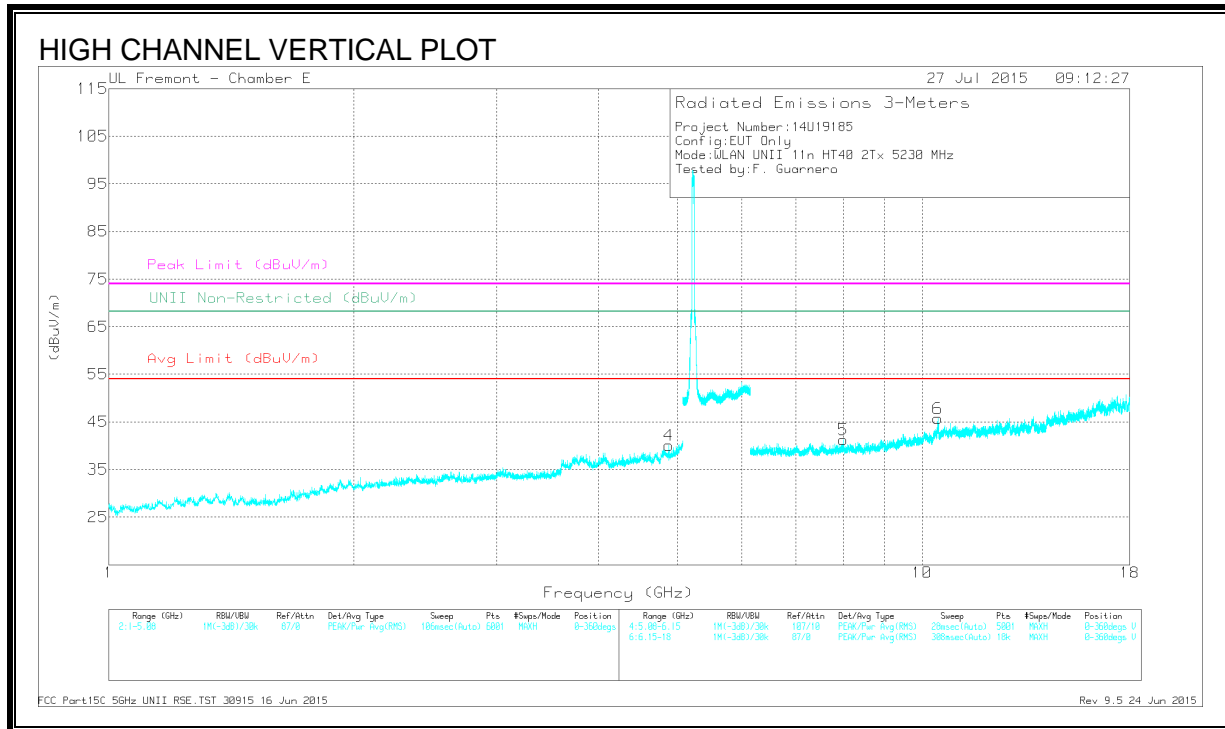
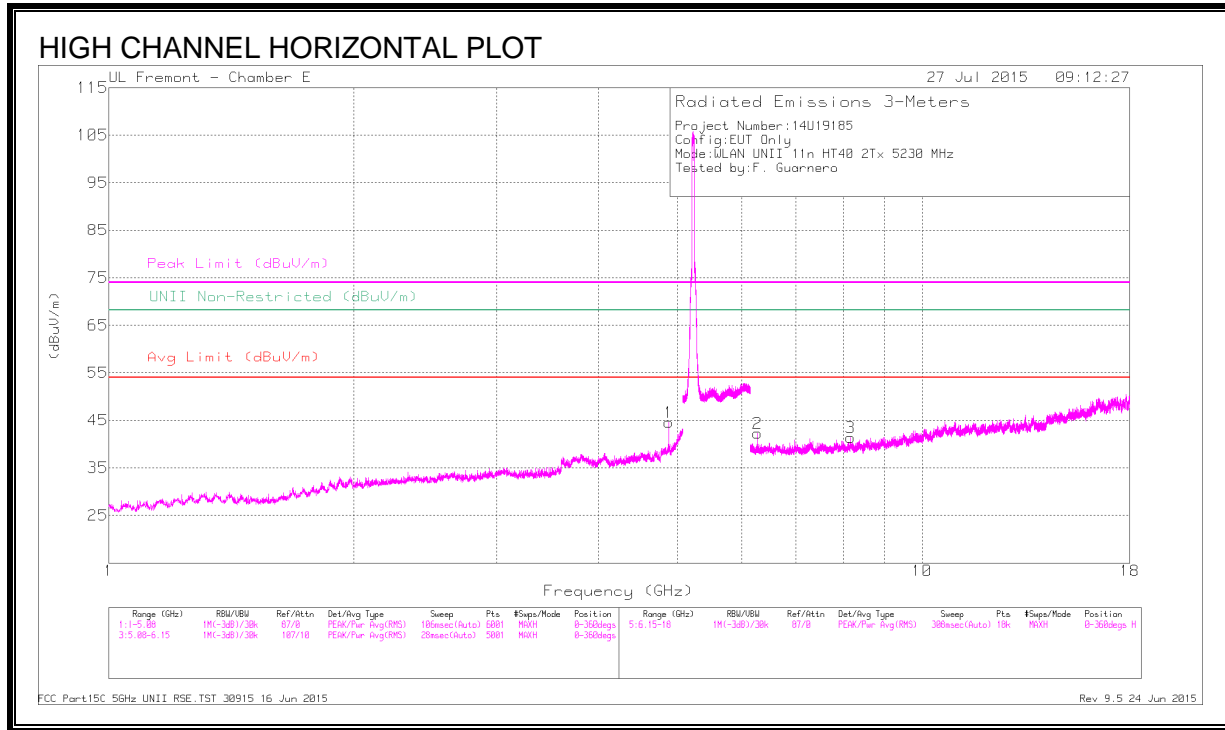
Marker	Frequency (GHz)	Meter Reading (dBuV)	Det	AF T346 (dB/m)	Amp/Cb/FI tr/Pad (dB)	Corrected Reading (dBuV/m)	Avg Limit (dBuV/m)	Margin (dB)	Peak Limit (dBuV/m)	PK Margin (dB)	UNII Non-Restricted (dBuV/m)	PK Margin (dB)	Azimuth (Degs)	Height (cm)	Polarity
1	* 4.902	45.23	PK-U	34.1	-30.6	48.73	-	-	74	-25.27	-	-	218	117	H
	* 4.902	34.56	ADR	34.1	-30.6	38.06	54	-15.94	-	-	-	-	218	117	H
2	* 5.035	46.23	PK-U	34.2	-29.4	51.03	-	-	74	-22.97	-	-	211	169	H
	* 5.029	34.58	ADR	34.2	-29.4	39.38	54	-14.62	-	-	-	-	211	169	H
3	6.343	43.94	PK-U	35.4	-29.8	49.54	-	-	-	-	68.2	-18.66	217	175	H
4	6.92	43.99	PK-U	35.6	-28.7	50.89	-	-	-	-	68.2	-17.31	217	132	H
5	10.371	43.28	PK-U	37.3	-24.7	55.88	-	-	-	-	68.2	-12.32	229	304	H
6	5.776	45.37	PK-U	34.8	-20.8	59.37	-	-	-	-	68.2	-8.83	62	300	V
7	6.92	41	PK-U	35.6	-28.7	47.9	-	-	-	-	68.2	-20.3	198	170	V
8	10.368	42.08	PK-U	37.3	-24.8	54.58	-	-	-	-	68.2	-13.62	205	101	V

\* - indicates frequency in CFR15.205/IC8.10 Restricted Band

PK-U - U-NII: Maximum Peak

ADR - U-NII AD primary method, RMS average

**HIGH CHANNEL HARMONICS AND SPURIOUS EMISSIONS**



**DATA**

Marker	Frequency (GHz)	Meter Reading (dBuV)	Det	AF T346 (dB/m)	Amp/Cb/Fl tr/Pad (dB)	Corrected Reading (dBuV/m)	Avg Limit (dBuV/m)	Margin (dB)	Peak Limit (dBuV/m)	PK Margin (dB)	UNII Non-Restricted (dBuV/m)	PK Margin (dB)	Azimuth (Degs)	Height (cm)	Polarity
1	* 4.881	45.74	PK-U	34.1	-30.7	49.14	-	-	74	-24.86	-	-	148	100	H
	* 4.881	38.39	ADR	34.1	-30.7	41.79	54	-12.21	-	-	-	-	148	100	H
2	6.276	42.88	PK-U	35.4	-29.2	49.08	-	-	-	-	68.2	-19.12	206	142	H
3	* 8.165	39.43	PK-U	35.7	-27.2	47.93	-	-	74	-26.07	-	-	193	276	H
	* 8.167	27.36	ADR	35.7	-27.2	35.86	54	-18.14	-	-	-	-	193	276	H
4	* 4.882	42.71	PK-U	34.1	-30.7	46.11	-	-	74	-27.89	-	-	227	232	V
	* 4.881	33.82	ADR	34.1	-30.7	37.22	54	-16.78	-	-	-	-	227	232	V
5	8.003	38.41	PK-U	35.8	-27.3	46.91	-	-	-	-	68.2	-21.29	151	374	V
6	10.454	40.98	PK-U	37.5	-25	53.48	-	-	-	-	68.2	-14.72	236	149	V

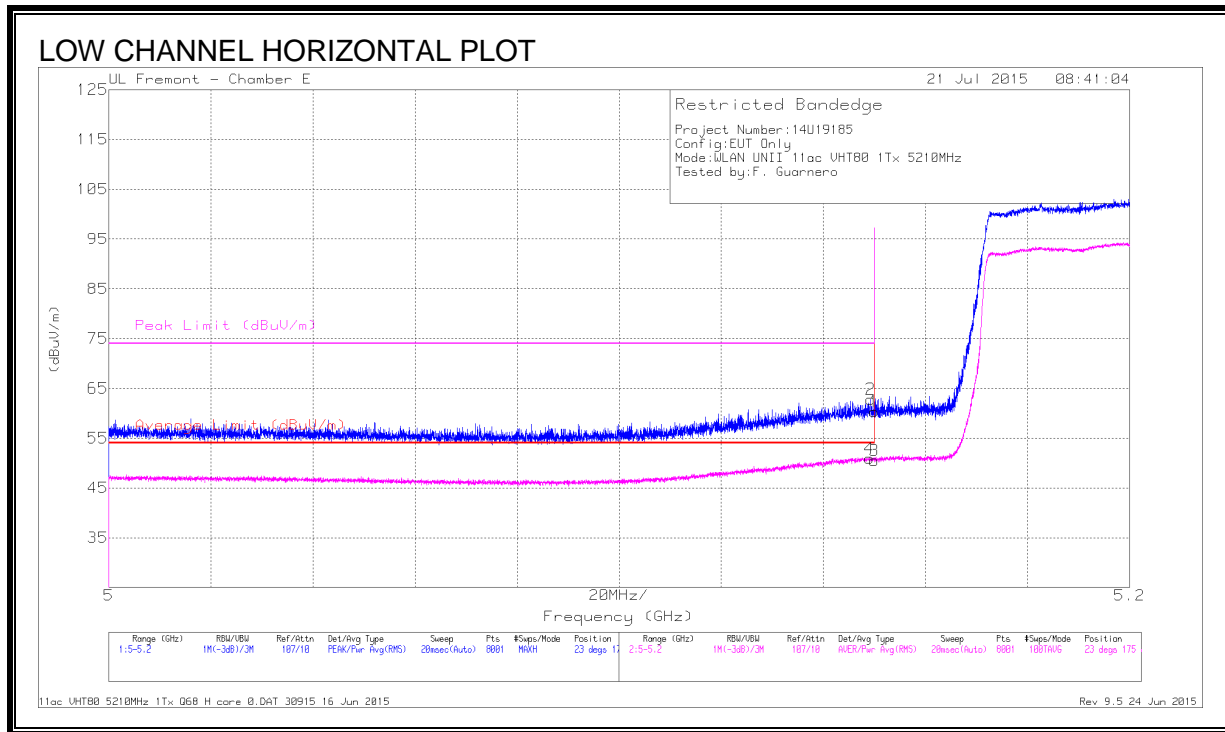
\* - indicates frequency in CFR15.205/IC8.10 Restricted Band

PK-U - U-NII: Maximum Peak

ADR - U-NII AD primary method, RMS average

### 9.6. 802.11ac VHT80 1Tx MODE IN THE 5.2 GHz BAND

#### RESTRICTED BANDEDGE, CHAIN 0 (LOW CHANNEL, CH 42)



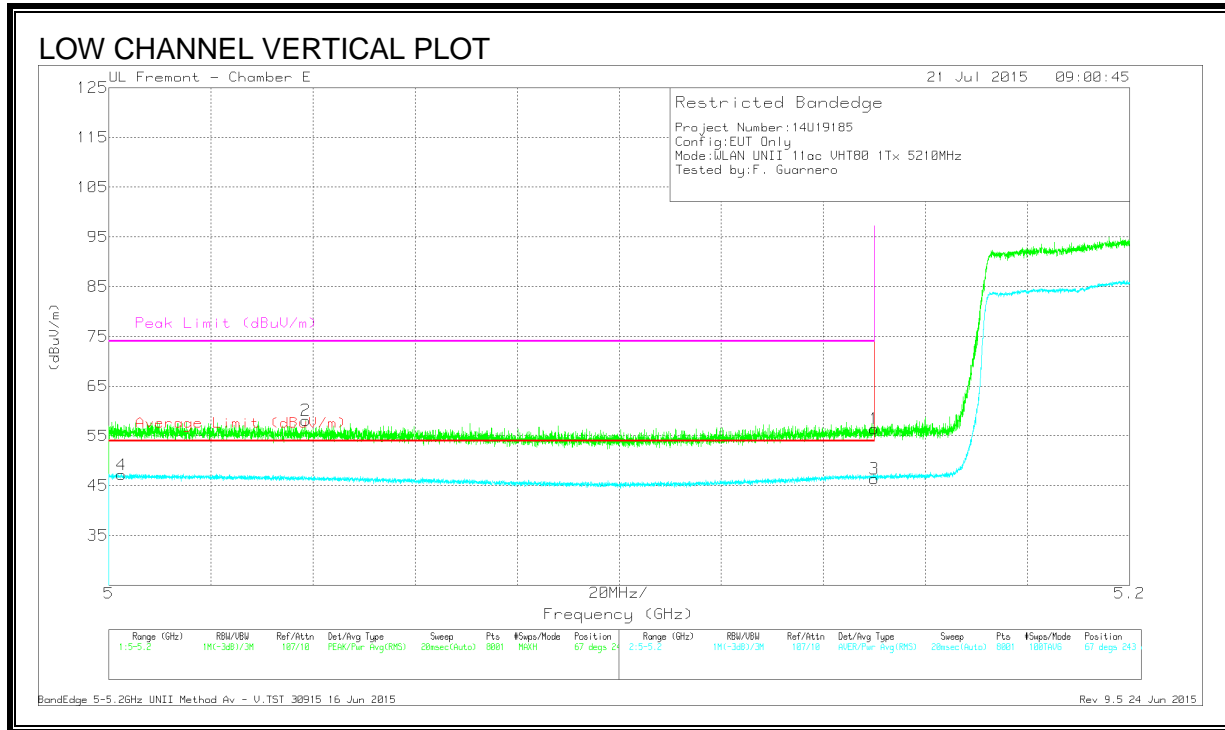
#### DATA

Marker	Frequency (GHz)	Meter Reading (dBuV)	Det	AFT346 (dB/m)	Amp/Cbl/Fit r/Pad (dB)	DC Corr (dB)	Corrected Reading (dBuV/m)	Average Limit (dBuV/m)	Margin (dB)	Peak Limit (dBuV/m)	PK Margin (dB)	Azimuth (Degs)	Height (cm)	Polarity
1	* 5.15	47.48	Pk	34.3	-21.4	0	60.38	-	-	74	-13.62	23	175	H
2	* 5.149	49.91	Pk	34.3	-21.4	0	62.81	-	-	74	-11.19	23	175	H
3	* 5.15	37.62	RMS	34.3	-21.4	.19	50.71	54	-3.29	-	-	23	175	H
4	* 5.149	38.02	RMS	34.3	-21.4	.19	51.11	54	-2.89	-	-	23	175	H

\* - indicates frequency in CFR15.205/IC8.10 Restricted Band

Pk - Peak detector

RMS - RMS detection



**DATA**

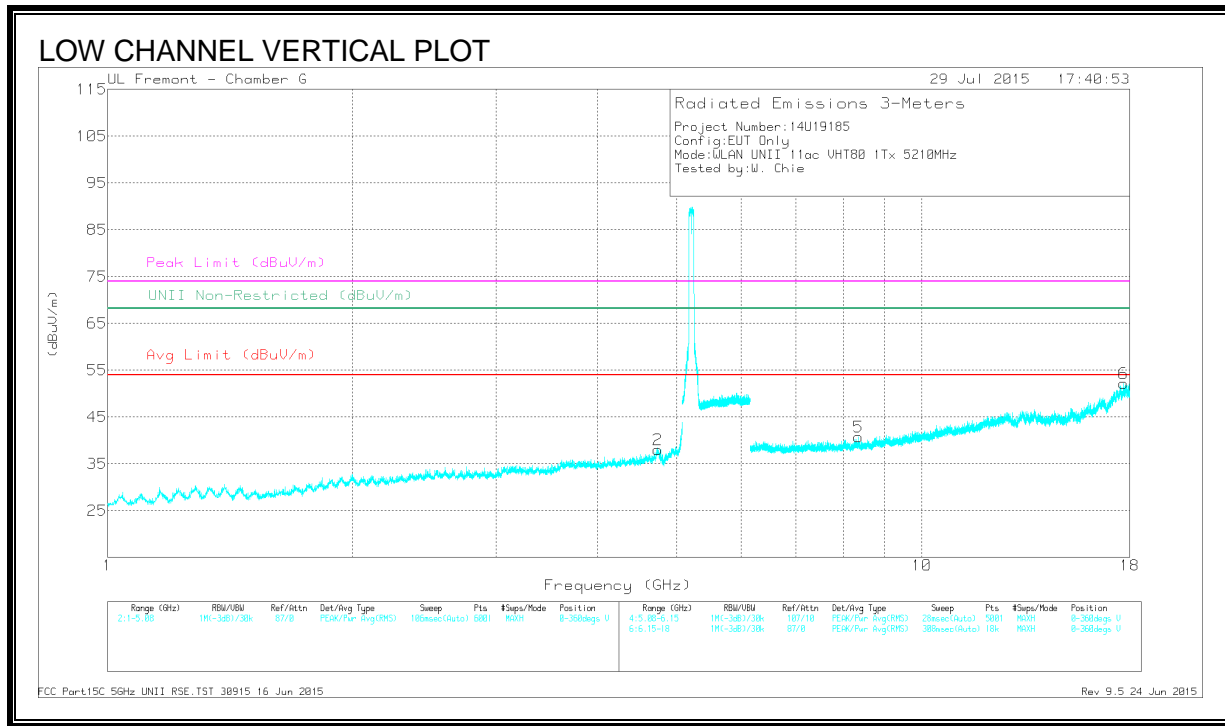
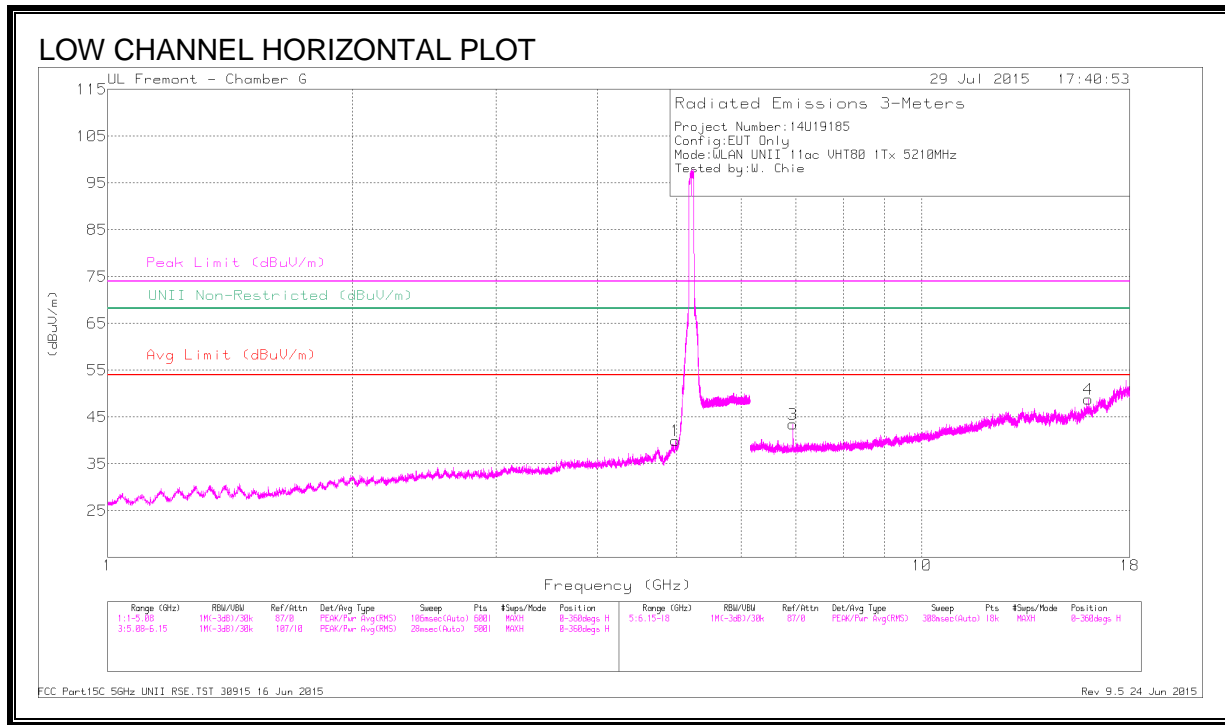
Marker	Frequency (GHz)	Meter Reading (dBuV)	Det	AFT346 (dB/m)	Amp/Cbl/Fit r/Pad (dB)	DC Corr (dB)	Corrected Reading (dBuV/m)	Average Limit (dBuV/m)	Margin (dB)	Peak Limit (dBuV/m)	PK Margin (dB)	Azimuth (Degs)	Height (cm)	Polarity
1	* 5.15	43.51	Pk	34.3	-21.4	0	56.41	-	-	74	-17.59	67	243	V
2	* 5.039	45.64	Pk	34.2	-21.7	0	58.14	-	-	74	-15.86	67	243	V
3	* 5.15	33.5	RMS	34.3	-21.4	.19	46.59	54	-7.41	-	-	67	243	V
4	* 5.002	34.88	RMS	34.2	-21.9	.19	47.37	54	-6.63	-	-	67	243	V

\* - indicates frequency in CFR15.205/IC8.10 Restricted Band

Pk - Peak detector

RMS - RMS detection

**LOW CHANNEL HARMONICS AND SPURIOUS EMISSIONS**



**DATA**

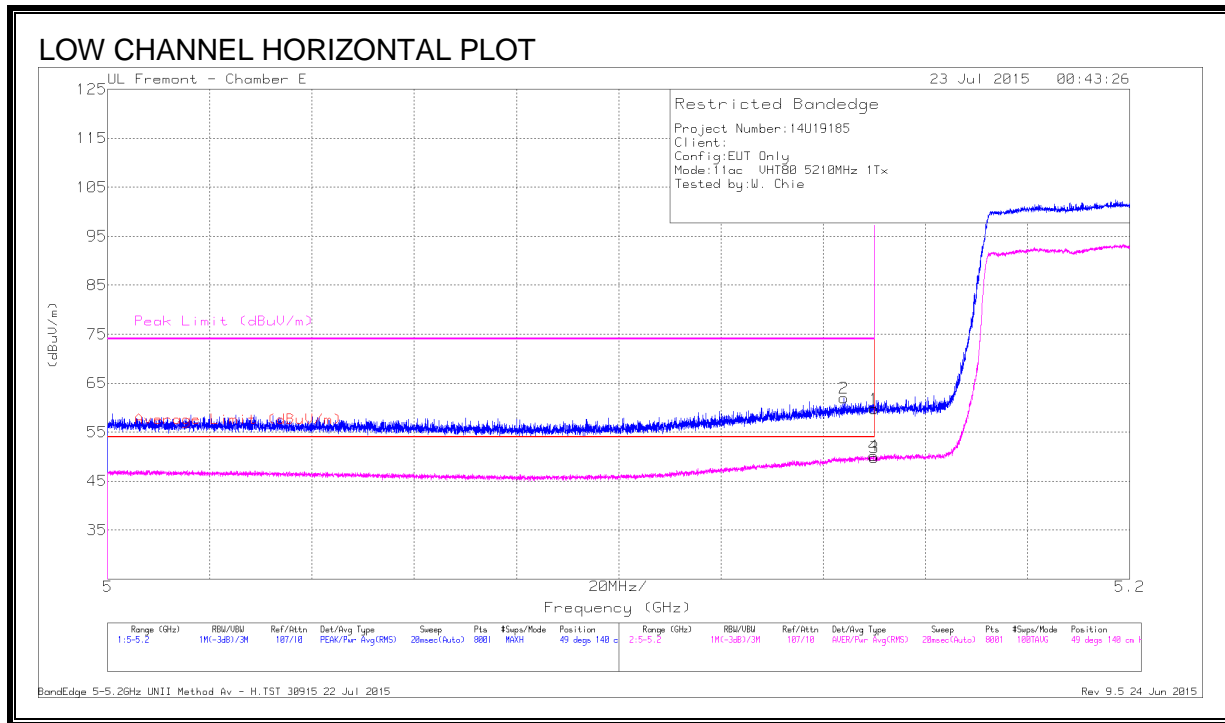
Marker	Frequency (GHz)	Meter Reading (dBuV)	Det	AF T862 (dB/m)	Amp/Cb/Fitr /Pad (dB)	DC Corr (dB)	Corrected Reading (dBuV/m)	Avg Limit (dBuV/m)	Margin (dB)	Peak Limit (dBuV/m)	PK Margin (dB)	UNII Non-Restricted (dBuV/m)	PK Margin (dB)	Azimuth (Degs)	Height (cm)	Polarity
1	* 4.984	44.37	PK-U	34.2	-31.4	0	47.17	-	-	74	-26.83	-	-	290	230	H
	* 4.986	32.62	ADR	34.2	-31.4	.19	35.61	54	-18.39	-	-	-	-	290	230	H
2	* 4.741	44.56	PK-U	33.9	-31.9	0	46.56	-	-	74	-27.44	-	-	245	113	V
	* 4.742	32.59	ADR	33.9	-31.9	.19	34.78	54	-19.22	-	-	-	-	245	113	V
3	6.947	42.83	PK-U	35.5	-31.3	0	47.03	-	-	-	-	68.2	-21.17	191	134	H
4	* 16.00	40.47	PK-U	40.4	-24.8	0	56.07	-	-	74	-17.93	-	-	212	135	H
	* 15.999	27.65	ADR	40.4	-24.8	.19	43.44	54	-10.56	-	-	-	-	212	135	H
5	* 8.356	41.17	PK-U	35.7	-29.2	0	47.67	-	-	74	-26.33	-	-	299	190	V
	* 8.354	28.6	ADR	35.7	-29.2	.19	35.29	54	-18.71	-	-	-	-	299	190	V
6	17.689	37.88	PK-U	41.5	-20.2	0	59.18	-	-	-	-	68.2	-9.02	256	167	V

\* - indicates frequency in CFR15.205/IC8.10 Restricted Band

PK-U - U-NII: Maximum Peak

ADR - U-NII AD primary method, RMS average

**RESTRICTED BANDEDGE, CHAIN 1 (LOW CHANNEL, CH 42)**



**DATA**

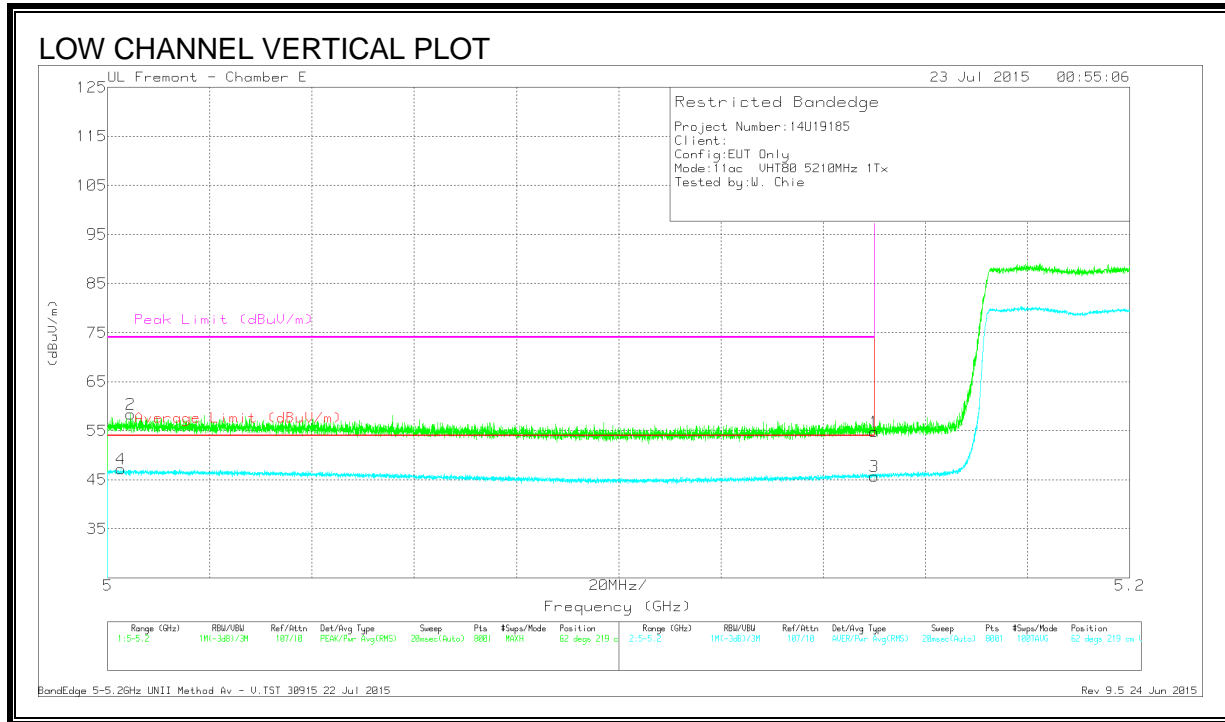
Marker	Frequency (GHz)	Meter Reading (dBuV)	Det	AF T346 (dB/m)	Amp/Cbl/F ltr/Pad (dB)	DC Corr (dB)	Corrected Reading (dBuV/m)	Average Limit (dBuV/m)	Margin (dB)	Peak Limit (dBuV/m)	PK Margin (dB)	Azimuth (Degs)	Height (cm)	Polarity
1	* 5.15	46.82	PK	34.3	-21.4	0	59.72	-	-	74	-14.28	49	140	H
2	* 5.144	49.03	PK	34.3	-21.4	0	61.93	-	-	74	-12.07	49	140	H
3	* 5.15	36.87	RMS	34.3	-21.4	.19	49.96	54	-4.04	-	-	49	140	H
4	* 5.15	37.3	RMS	34.3	-21.4	.19	50.39	54	-3.61	-	-	49	140	H

\* - indicates frequency in CFR15.205/IC8.10 Restricted Band

Pk - Peak detector

RMS - RMS detection





**DATA**

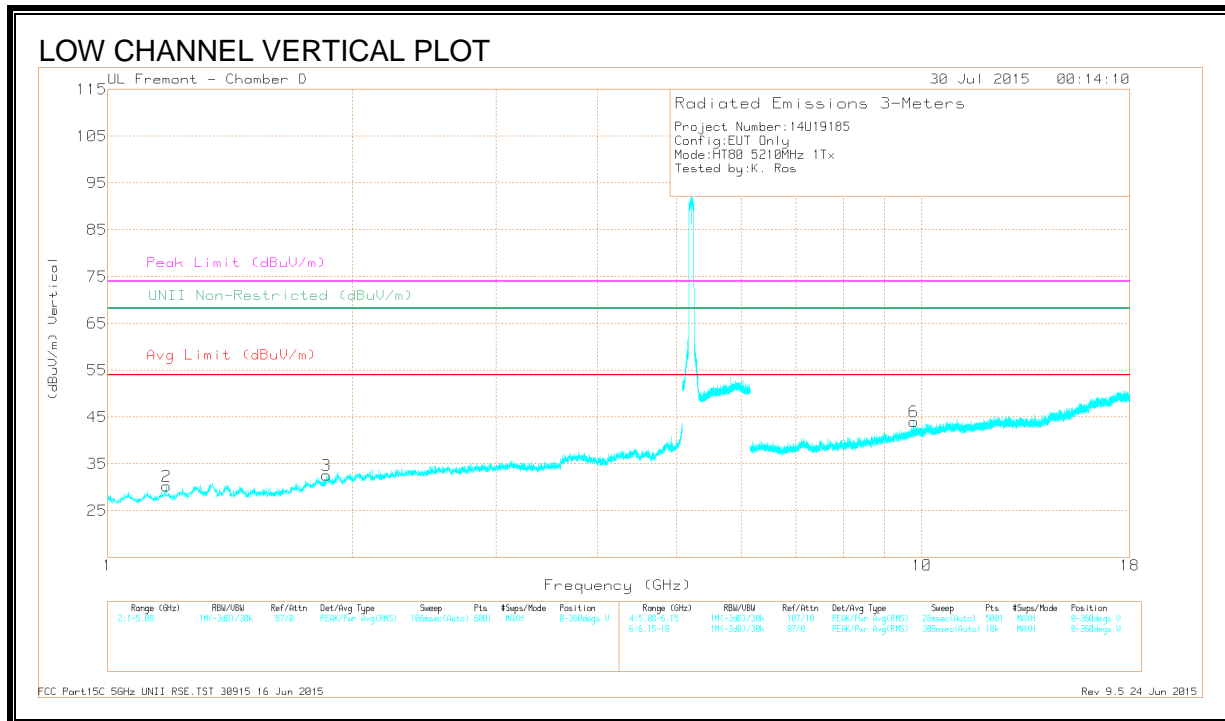
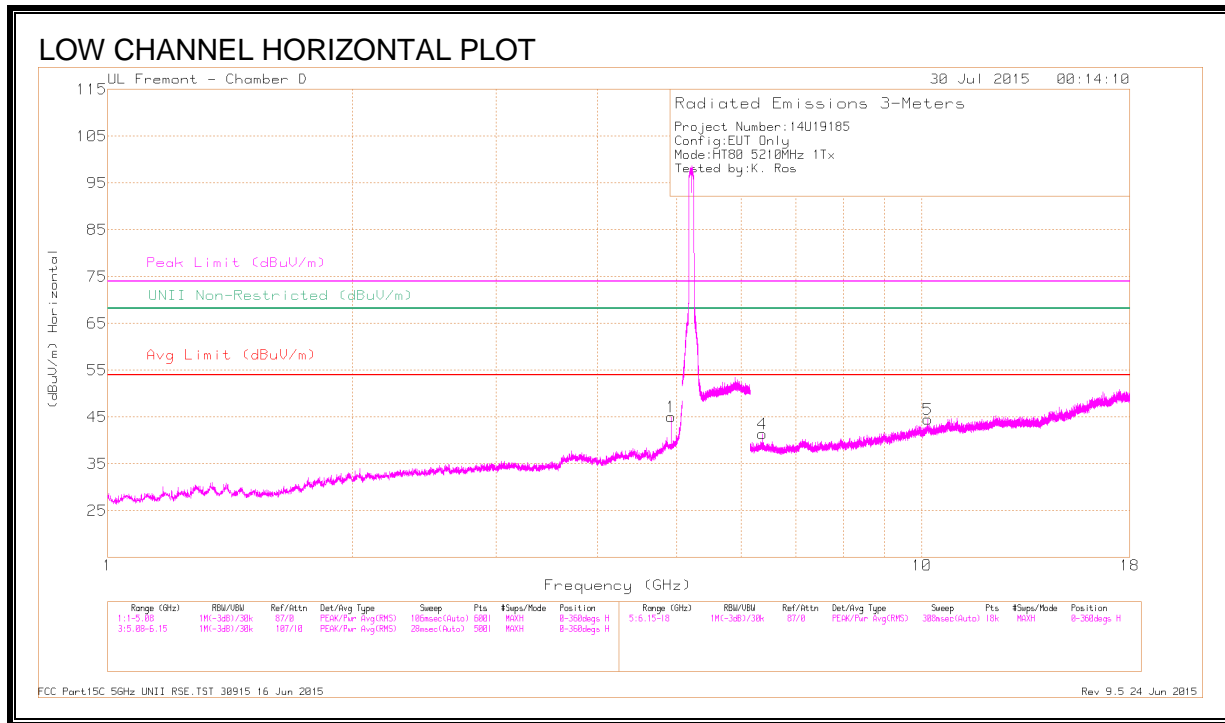
Marker	Frequency (GHz)	Meter Reading (dBuV)	Det	AF T346 (dB/m)	Amp/Cbl/F Itr/Pad (dB)	DC Corr (dB)	Corrected Reading (dBuV/m)	Average Limit (dBuV/m)	Margin (dB)	Peak Limit (dBuV/m)	PK Margin (dB)	Azimuth (Degs)	Height (cm)	Polarity
1	* 5.15	41.88	Pk	34.3	-21.4	0	54.78	-	-	74	-19.22	62	219	V
2	* 5.005	46.08	Pk	34.2	-21.9	0	58.38	-	-	74	-15.62	62	219	V
3	* 5.15	32.78	RMS	34.3	-21.4	.19	45.87	54	-8.13	-	-	62	219	V
4	* 5.003	34.9	RMS	34.2	-21.9	.19	47.39	54	-6.61	-	-	62	219	V

\* - indicates frequency in CFR15.205/IC8.10 Restricted Band

Pk - Peak detector

RMS - RMS detection

**LOW CHANNEL HARMONICS AND SPURIOUS EMISSIONS**



**DATA**

Marker	Frequency (GHz)	Meter Reading (dBuV)	Det	AF T344 (dB/m)	Amp/Cbl/Fitr /Pad (dB)	DC Corr (dB)	Corrected Reading (dBuV/m)	Avg Limit (dBuV/m)	Margin (dB)	Peak Limit (dBuV/m)	PK Margin (dB)	UNII Non-Restricted (dBuV/m)	PK Margin (dB)	Azimuth (Degs)	Height (cm)	Polarity
1	* 4.92	41.78	PK-U	34.1	-26.5	0	49.38	-	-	74	-24.62	-	-	330	209	H
	* 4.921	33.47	ADR	34.1	-26.5	.19	41.26	54	-12.74	-	-	-	-	330	209	H
2	* 1.18	41.31	PK-U	27.9	-32.3	0	36.91	-	-	74	-37.09	-	-	197	227	V
	* 1.181	29.56	ADR	27.9	-32.3	.19	25.35	54	-28.65	-	-	-	-	197	227	V
3	1.859	41.09	PK-U	30.5	-31.4	0	40.19	-	-	-	-	68.2	-28.01	121	205	V
4	6.368	38.87	PK-U	35.4	-26.1	0	48.17	-	-	-	-	68.2	-20.03	30	101	H
6	9.777	34.59	PK-U	36.9	-22.4	0	49.09	-	-	-	-	68.2	-19.11	160	150	V
5	10.161	33.64	PK-U	37.1	-20.5	0	50.24	-	-	-	-	68.2	-17.96	65	146	H

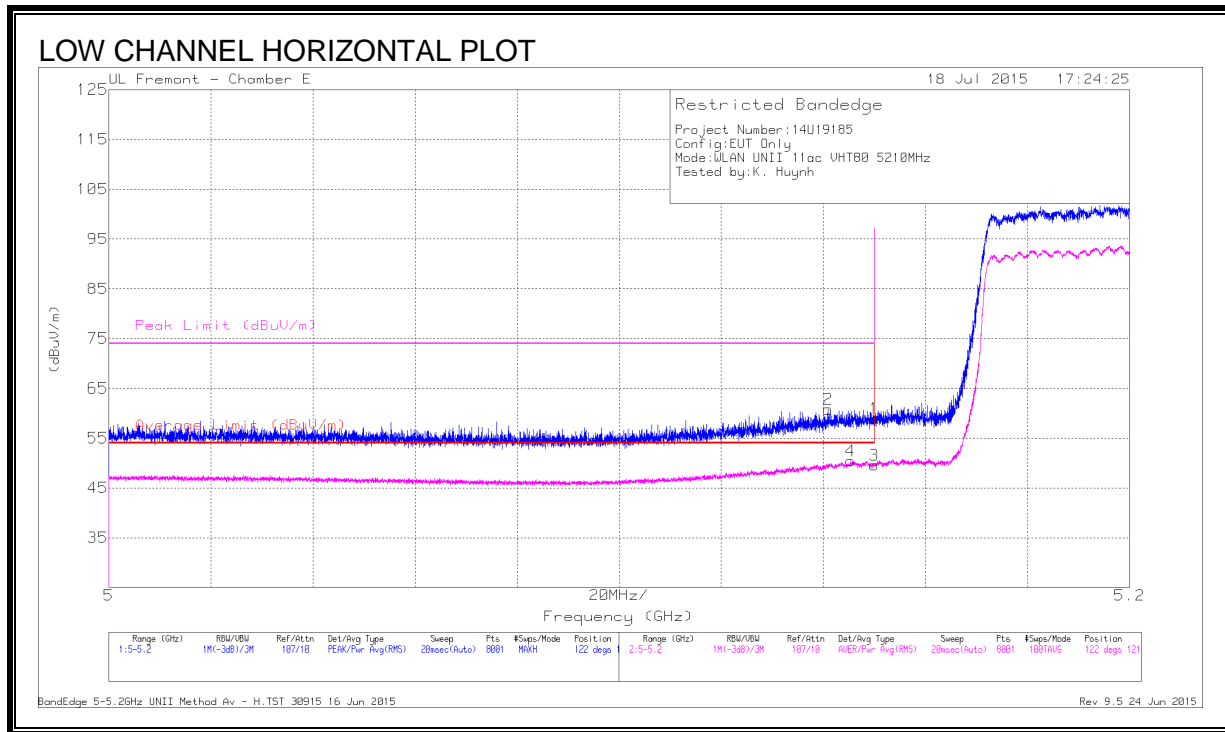
\* - indicates frequency in CFR15.205/IC8.10 Restricted Band

PK-U - U-NII: Maximum Peak

ADR - U-NII AD primary method, RMS average

### 9.7. 802.11ac VHT80 2Tx CDD MODE IN THE 5.2 GHz BAND

#### RESTRICTED BANDEDGE (LOW CHANNEL, CH 42)



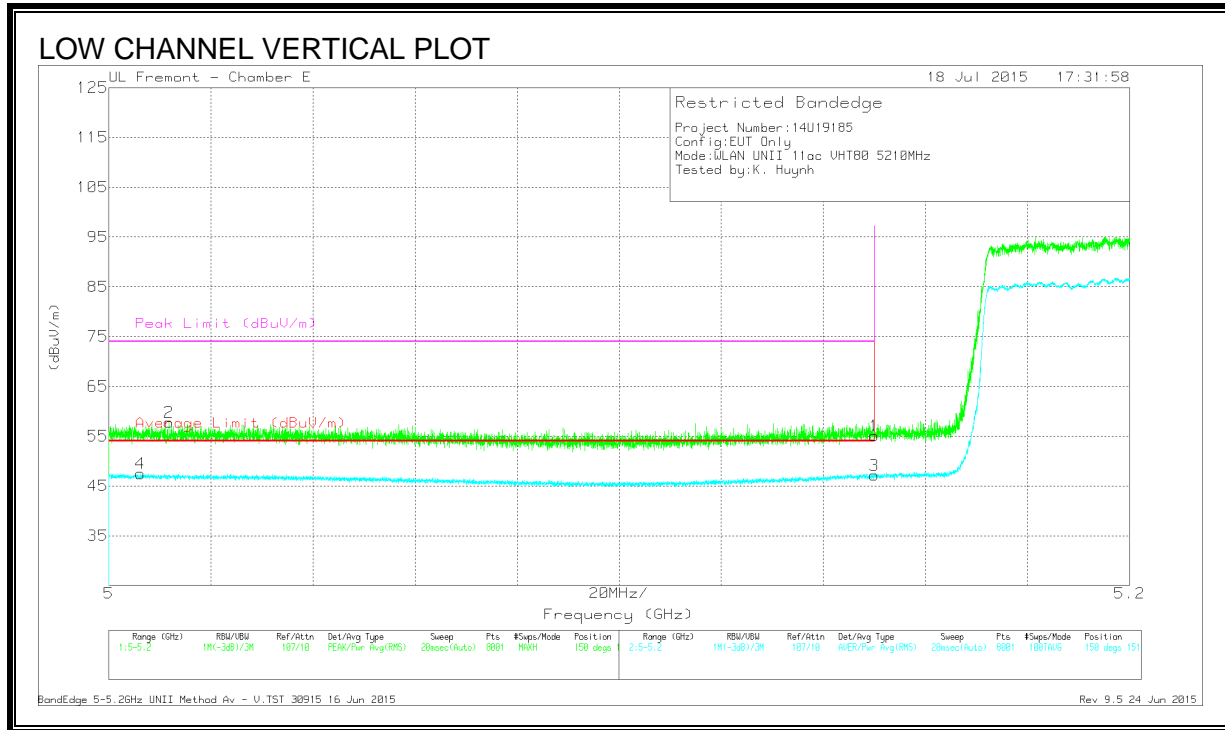
#### DATA

Marker	Frequency (GHz)	Meter Reading (dBuV)	Det	AFT346 (dB/m)	Amp/Cbl/Fit r/Pad (dB)	DC Corr (dB)	Corrected Reading (dBuV/m)	Average Limit (dBuV/m)	Margin (dB)	Peak Limit (dBuV/m)	PK Margin (dB)	Azimuth (Degs)	Height (cm)	Polarity
1	* 5.15	46.01	Pk	34.3	-21.4	0	58.91	-	-	74	-15.09	122	121	H
2	* 5.141	47.89	Pk	34.3	-21.4	0	60.79	-	-	74	-13.21	122	121	H
3	* 5.15	36.48	RMS	34.3	-21.4	.22	49.6	54	-4.4	-	-	122	121	H
4	* 5.145	37.32	RMS	34.3	-21.4	.22	50.44	54	-3.56	-	-	122	121	H

\* - indicates frequency in CFR15.205/IC8.10 Restricted Band

Pk - Peak detector

RMS - RMS detection



**DATA**

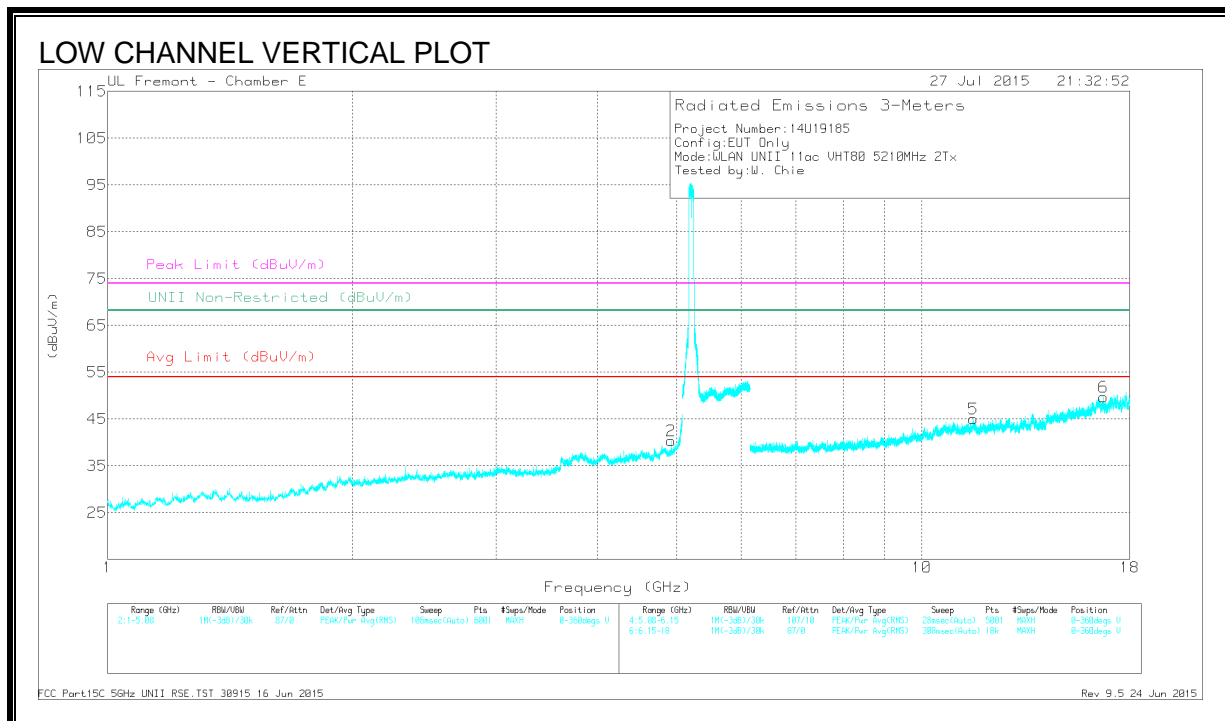
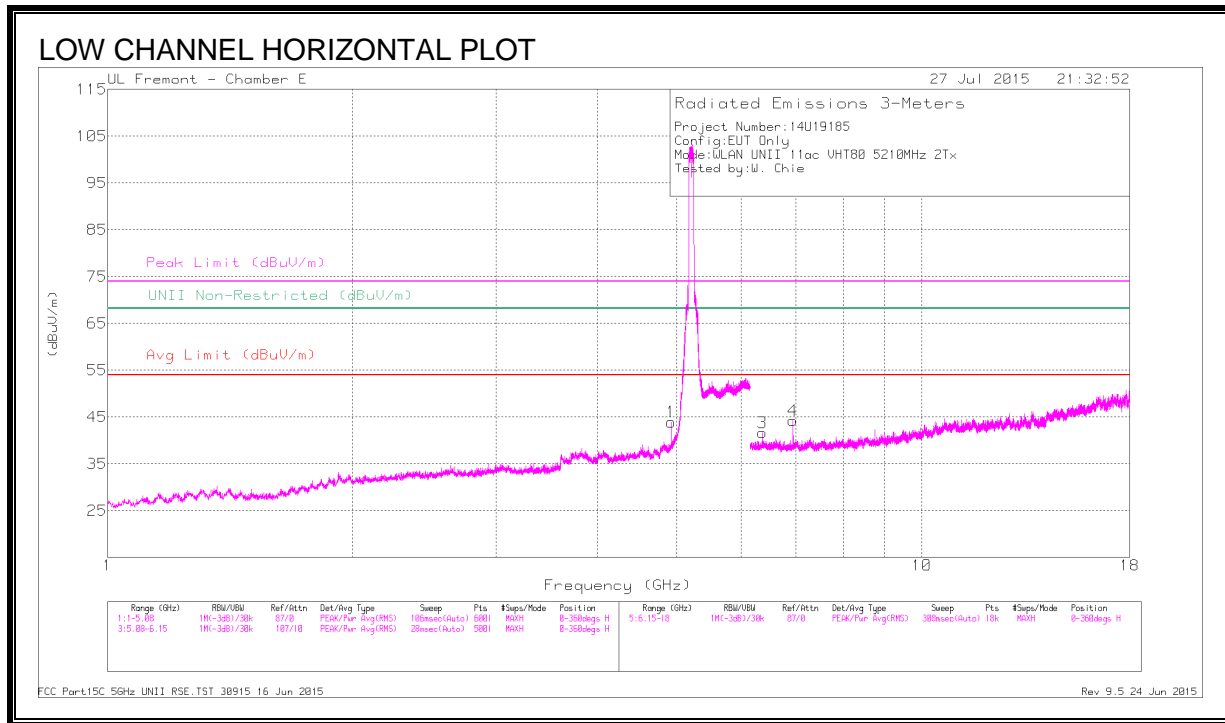
Marker	Frequency (GHz)	Meter Reading (dBuV)	Det	AFT346 (dB/m)	Amp/Cbl/Fit r/Pad (dB)	DC Corr (dB)	Corrected Reading (dBuV/m)	Average Limit (dBuV/m)	Margin (dB)	Peak Limit (dBuV/m)	PK Margin (dB)	Azimuth (Degs)	Height (cm)	Polarity
1	* 5.15	42.18	Pk	34.3	-21.4	0	55.08	-	-	74	-18.92	150	151	V
2	* 5.012	45.48	Pk	34.2	-21.9	0	57.78	-	-	74	-16.22	150	151	V
3	* 5.15	34.01	RMS	34.3	-21.4	.22	47.13	54	-6.87	-	-	150	151	V
4	* 5.006	34.96	RMS	34.2	-21.9	.22	47.48	54	-6.52	-	-	150	151	V

\* - indicates frequency in CFR15.205/IC8.10 Restricted Band

Pk - Peak detector

RMS - RMS detection

**LOW CHANNEL HARMONICS AND SPURIOUS EMISSIONS**



**DATA**

Marker	Frequency (GHz)	Meter Reading (dBuV)	Det	AF T346 (dB/m)	Amp/Cbl/FI tr/Pad (dB)	DC Corr (dB)	Corrected Reading (dBuV/m)	Avg Limit (dBuV/m)	Margin (dB)	Peak Limit (dBuV/m)	PK Margin (dB)	UNII Non-Restricted (dBuV/m)	PK Margin (dB)	Azimuth (Degs)	Height (cm)	Polarity
1	* 4.92	47.16	PK-U	34.1	-30.3	0	50.96	-	-	74	-23.04	-	-	13	121	H
	* 4.921	37.01	ADR	34.1	-30.3	.22	41.03	54	-12.97	-	-	-	-	13	121	H
2	* 4.921	43.74	PK-U	34.1	-30.3	0	47.54	-	-	74	-26.46	-	-	55	133	V
	* 4.921	33.75	ADR	34.1	-30.3	.22	37.77	54	-16.23	-	-	-	-	55	133	V
3	6.367	41.3	PK-U	35.5	-29.2	0	47.6	-	-	-	-	68.2	-20.6	136	159	H
4	6.947	43.65	PK-U	35.6	-29.1	0	50.15	-	-	-	-	68.2	-18.05	42	164	H
5	* 11.559	37.39	PK-U	38.1	-23.7	0	51.79	-	-	74	-22.21	-	-	167	162	V
	* 11.558	25.34	ADR	38.1	-23.8	.22	39.86	54	-14.14	-	-	-	-	167	162	V
6	16.723	37.77	PK-U	41.1	-23.1	0	55.77	-	-	-	-	68.2	-12.43	184	164	V

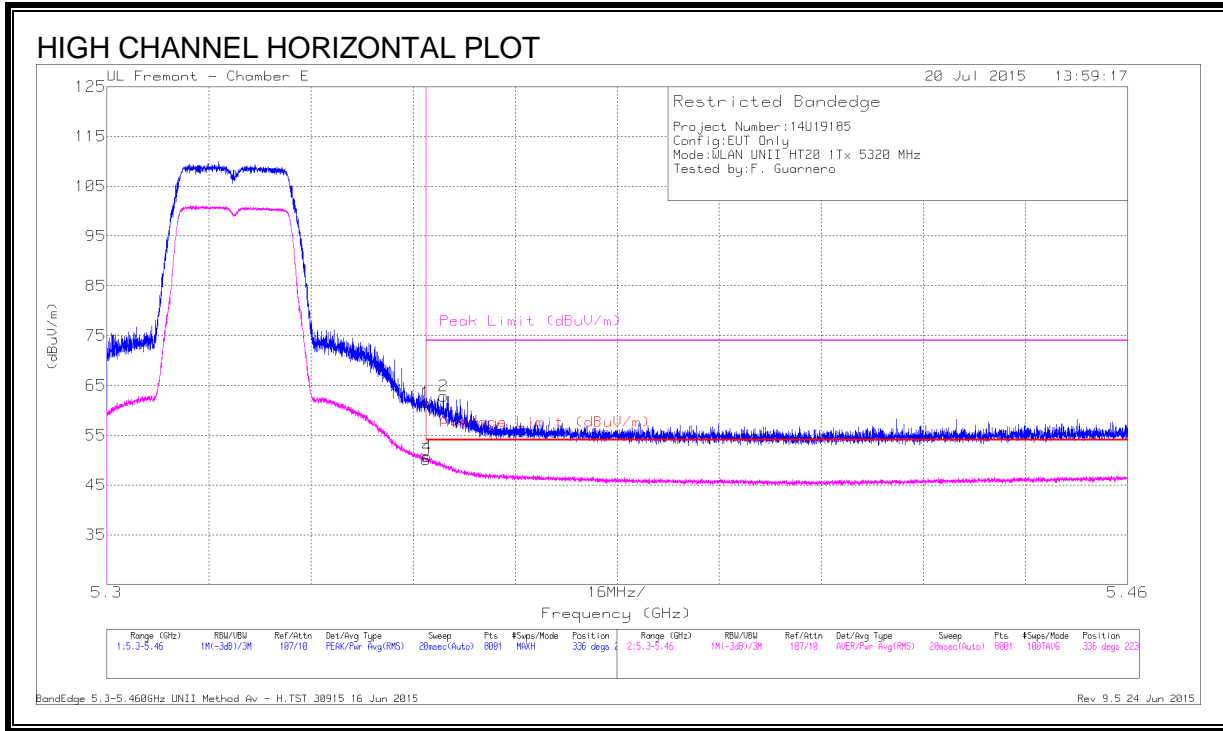
\* - indicates frequency in CFR15.205/IC8.10 Restricted Band

PK-U - U-NII: Maximum Peak

ADR - U-NII AD primary method, RMS average

### 9.8. 802.11n HT20 1Tx MODE IN THE 5.3 GHz BAND

#### RESTRICTED BANDEDGE, CHAIN 0 (HIGH CHANNEL)



#### DATA

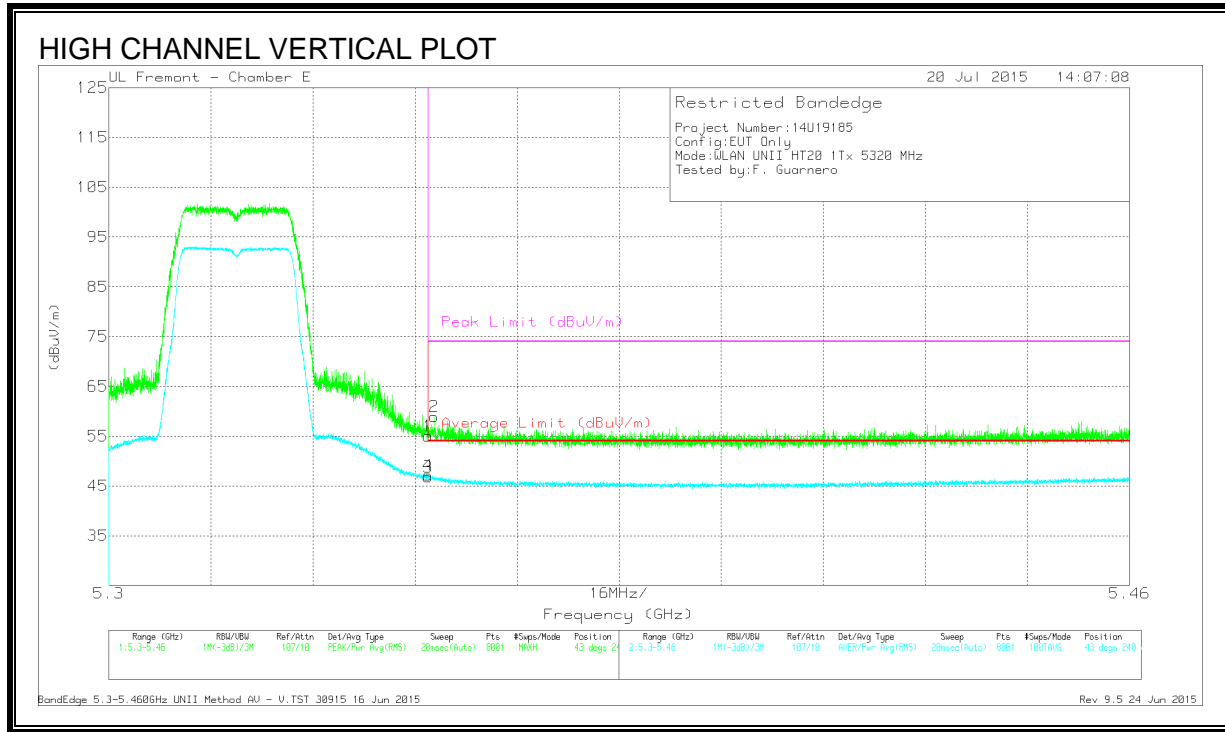
Marker	Frequency (GHz)	Meter Reading (dBuV)	Det	AF T346 (dB/m)	Amp/Cbl/Filtr/Pad (dB)	Corrected Reading (dBuV/m)	Average Limit (dBuV/m)	Margin (dB)	Peak Limit (dBuV/m)	PK Margin (dB)	Azimuth (Degs)	Height (cm)	Polarity
1	* 5.35	48.57	PK	34.5	-21.5	61.57	-	-	74	-12.43	336	223	H
2	* 5.353	49.86	PK	34.5	-21.5	62.86	-	-	74	-11.14	336	223	H
3	* 5.35	37.12	RMS	34.5	-21.5	50.12	54	-3.88	-	-	336	223	H
4	* 5.35	37.67	RMS	34.5	-21.5	50.67	54	-3.33	-	-	336	223	H

\* - indicates frequency in CFR15.205/IC8.10 Restricted Band

Pk - Peak detector

RMS - RMS detection





**DATA**

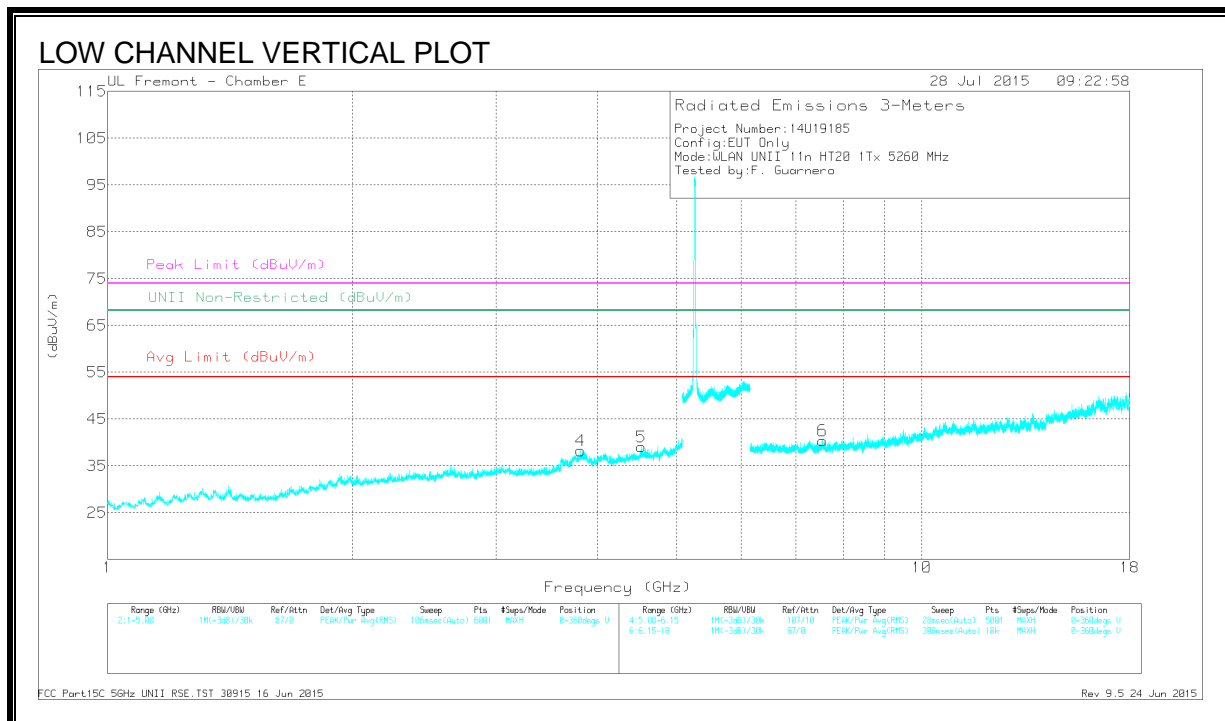
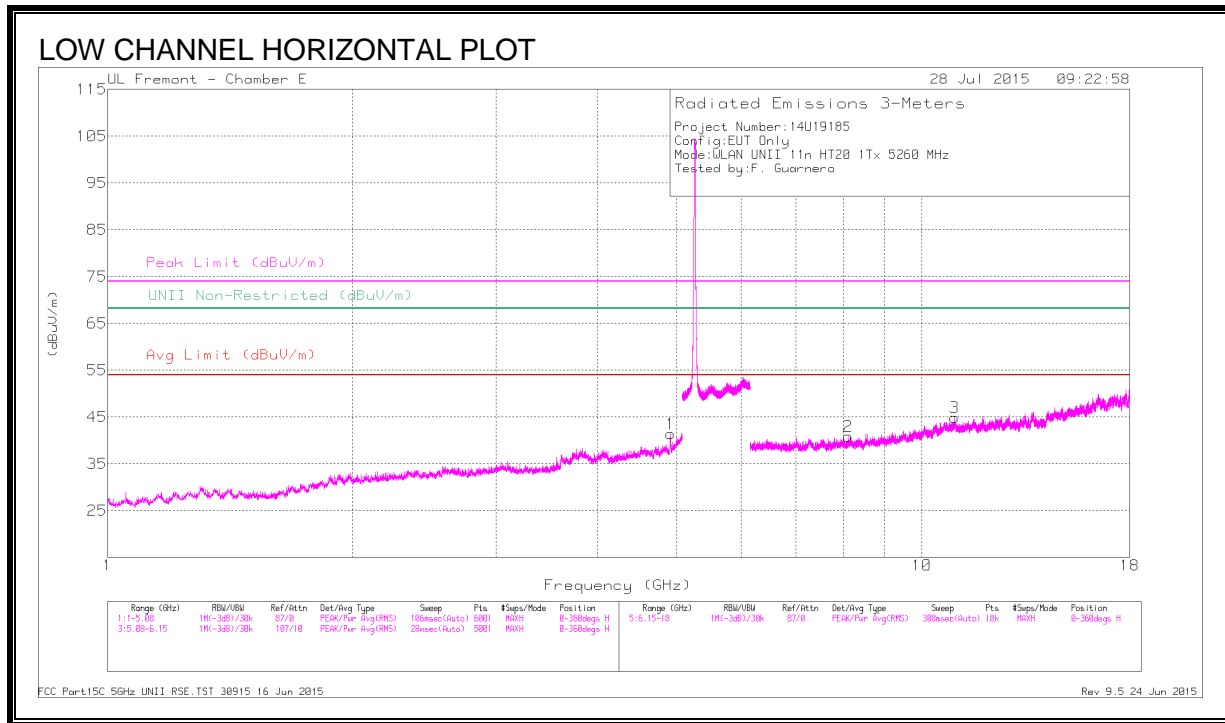
Marker	Frequency (GHz)	Meter Reading (dBuV)	Det	AF T346 (dB/m)	Amp/Cbl/Filtr/Pad (dB)	Corrected Reading (dBuV/m)	Average Limit (dBuV/m)	Margin (dB)	Peak Limit (dBuV/m)	PK Margin (dB)	Azimuth (Degs)	Height (cm)	Polarity
1	* 5.35	42.04	PK	34.5	-21.5	55.04	-	-	74	-18.96	43	240	V
2	* 5.351	45.94	PK	34.5	-21.5	58.94	-	-	74	-15.06	43	240	V
3	* 5.35	33.8	RMS	34.5	-21.5	46.8	54	-7.2	-	-	43	240	V
4	* 5.35	34.16	RMS	34.5	-21.5	47.16	54	-6.84	-	-	43	240	V

\* - indicates frequency in CFR15.205/IC8.10 Restricted Band

Pk - Peak detector

RMS - RMS detection

**LOW CHANNEL HARMONICS AND SPURIOUS EMISSIONS**



**DATA**

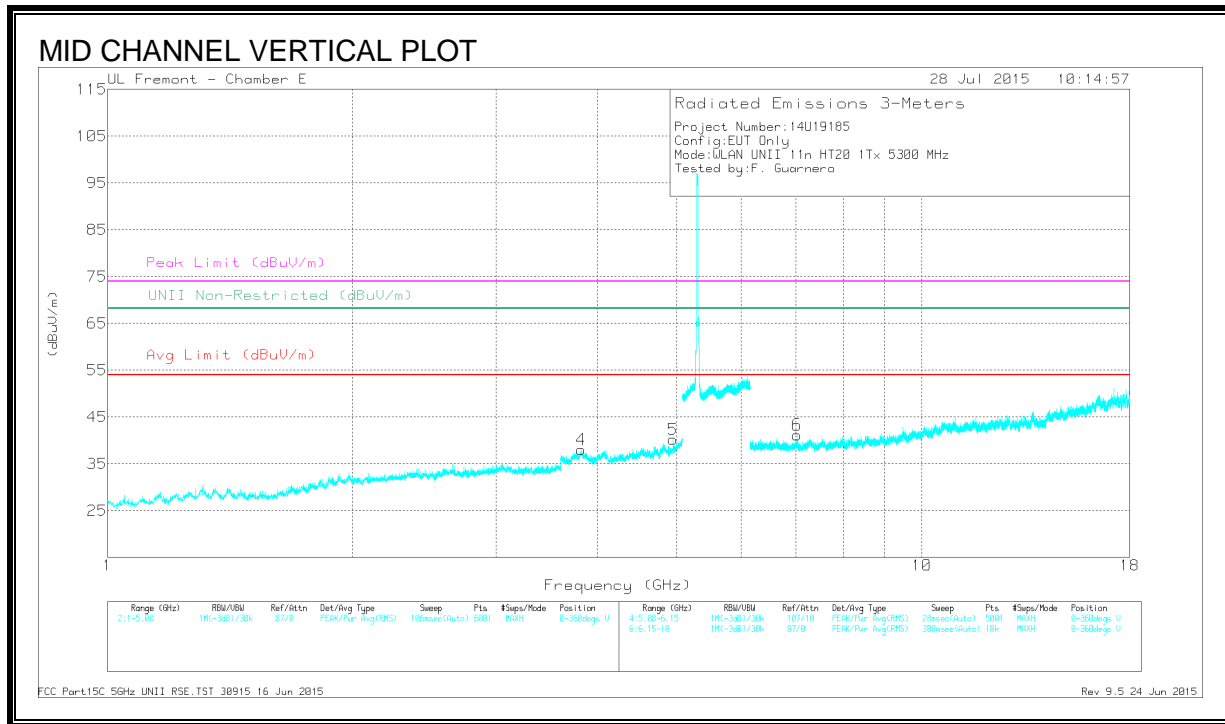
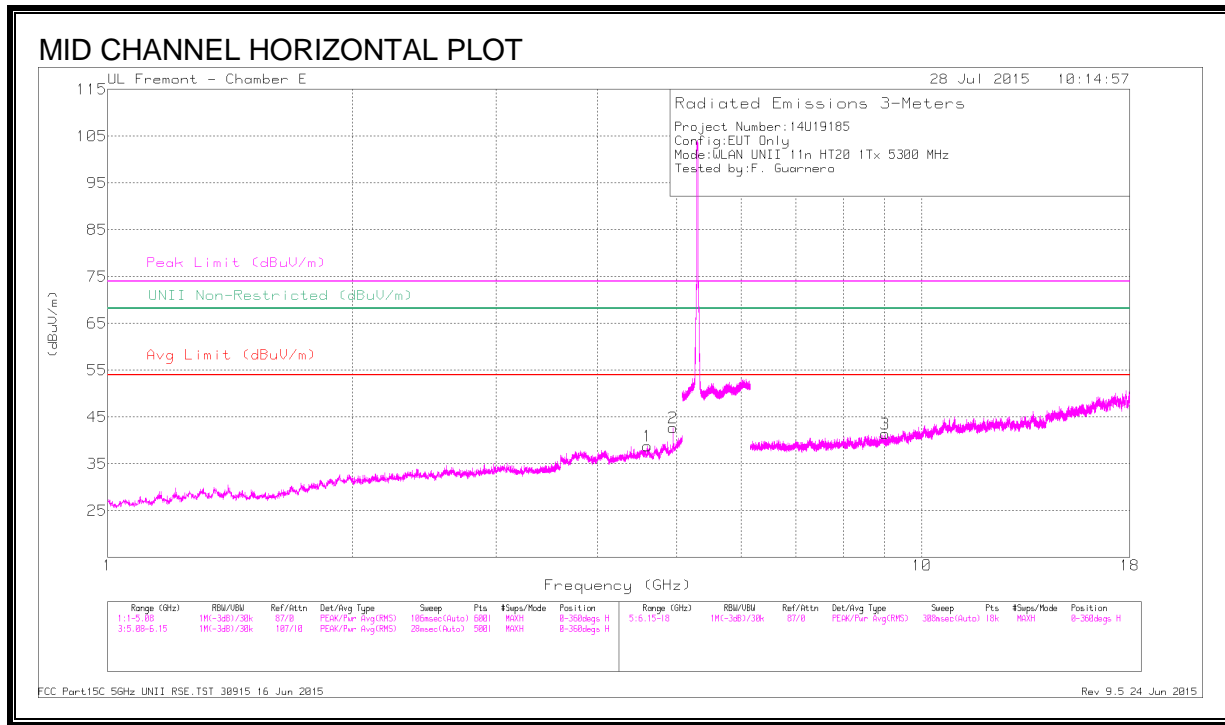
Marker	Frequency (GHz)	Meter Reading (dBuV)	Det	AF T346 (dB/m)	Amp/Cbl/FI tr/Pad (dB)	Corrected Reading (dBuV/m)	Avg Limit (dBuV/m)	Margin (dB)	Peak Limit (dBuV/m)	PK Margin (dB)	UNII Non-Restricted (dBuV/m)	PK Margin (dB)	Azimuth (Degs)	Height (cm)	Polarity
1	* 4.909	44.31	PK-U	34.1	-30.5	47.91	-	-	74	-26.09	-	-	152	214	H
	* 4.909	35.72	ADR	34.1	-30.5	39.32	54	-14.68	-	-	-	-	152	214	H
2	* 8.114	38.61	PK-U	35.7	-27.3	47.01	-	-	74	-26.99	-	-	60	233	H
	* 8.112	27.14	ADR	35.7	-27.3	35.54	54	-18.46	-	-	-	-	60	233	H
3	* 10.966	36.71	PK-U	37.9	-23.9	50.71	-	-	74	-23.29	-	-	193	312	H
	* 10.965	25.01	ADR	37.9	-24	38.91	54	-15.09	-	-	-	-	193	312	H
4	* 3.809	42.51	PK-U	33.5	-30.9	45.11	-	-	74	-28.89	-	-	47	231	V
	* 3.81	30.91	ADR	33.5	-30.9	33.51	54	-20.49	-	-	-	-	47	231	V
5	* 4.525	41.93	PK-U	34	-30.5	45.43	-	-	74	-28.57	-	-	189	187	V
	* 4.526	30.53	ADR	34	-30.5	34.03	54	-19.97	-	-	-	-	189	187	V
6	* 7.557	38.54	PK-U	35.7	-27.3	46.94	-	-	74	-27.06	-	-	327	258	V
	* 7.556	26.84	ADR	35.7	-27.3	35.24	54	-18.76	-	-	-	-	327	258	V

\* - indicates frequency in CFR15.205/IC8.10 Restricted Band

PK-U - U-NII: Maximum Peak

ADR - U-NII AD primary method, RMS average

**MID CHANNEL HARMONICS AND SPURIOUS EMISSIONS**



**DATA**

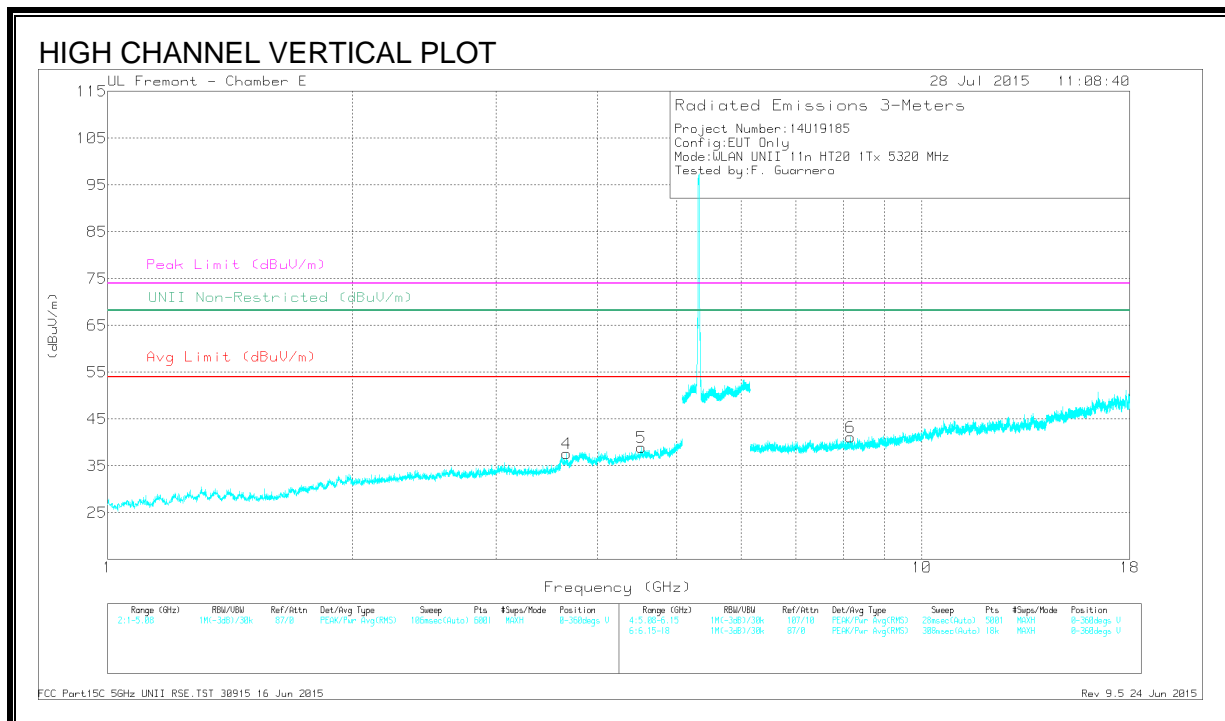
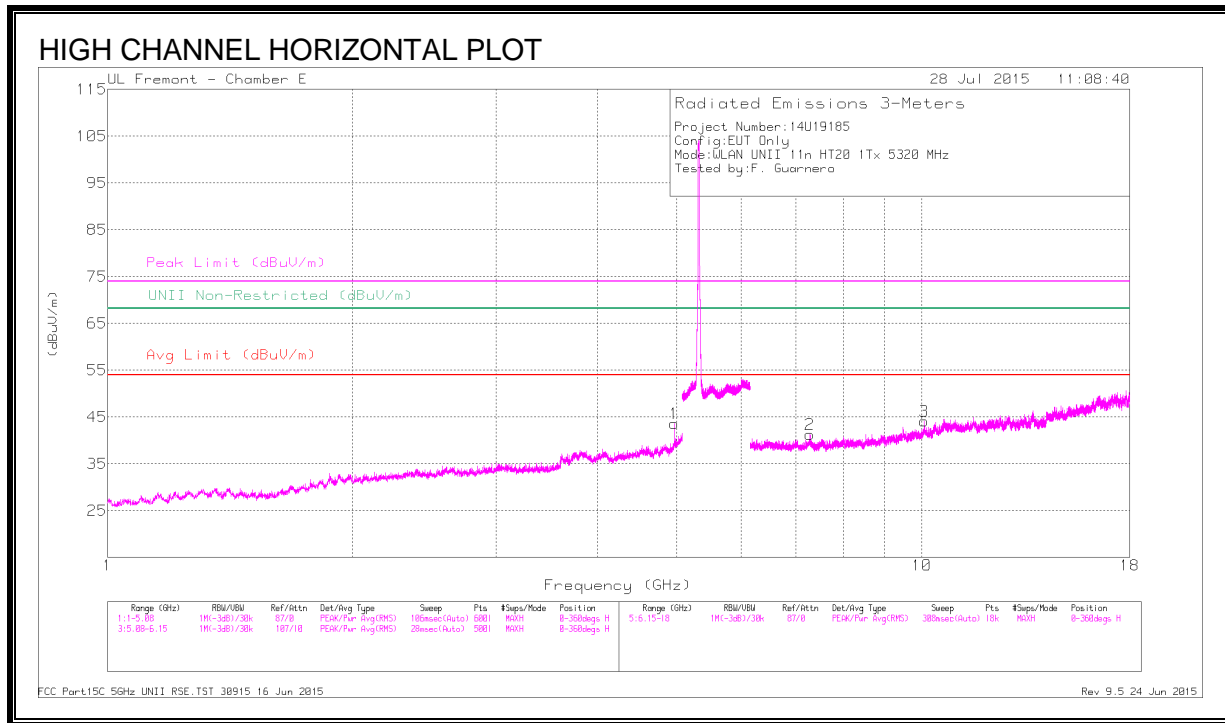
Marker	Frequency (GHz)	Meter Reading (dBuV)	Det	AF T346 (dB/m)	Amp/Cb/Fl tr/Pad (dB)	Corrected Reading (dBuV/m)	Avg Limit (dBuV/m)	Margin (dB)	Peak Limit (dBuV/m)	PK Margin (dB)	UNII Non-Restricted (dBuV/m)	PK Margin (dB)	Azimuth (Degs)	Height (cm)	Polarity
1	* 4.607	42.55	PK-U	34.1	-30.5	46.15	-	-	74	-27.85	-	-	4	109	H
	* 4.607	30.52	ADR	34.1	-30.5	34.12	54	-19.88	-	-	-	-	4	109	H
2	* 4.947	46.02	PK-U	34.1	-30.5	49.62	-	-	74	-24.38	-	-	150	215	H
	* 4.947	38.32	ADR	34.1	-30.5	41.92	54	-12.08	-	-	-	-	150	215	H
3	* 9.008	38.09	PK-U	36.3	-26.9	47.49	-	-	74	-26.51	-	-	136	264	H
	* 9.008	26.22	ADR	36.3	-26.9	35.62	54	-18.38	-	-	-	-	136	264	H
4	* 3.816	43.05	PK-U	33.5	-30.8	45.75	-	-	74	-28.25	-	-	56	164	V
	* 3.814	30.84	ADR	33.5	-30.8	33.54	54	-20.46	-	-	-	-	56	164	V
5	* 4.947	44.22	PK-U	34.1	-30.5	47.82	-	-	74	-26.18	-	-	172	112	V
	* 4.947	33.75	ADR	34.1	-30.5	37.35	54	-16.65	-	-	-	-	172	112	V
6	7.022	39.09	PK-U	35.6	-27.6	47.09	-	-	-	-	68.2	-21.11	269	138	V

\* - indicates frequency in CFR15.205/IC8.10 Restricted Band

PK-U - U-NII: Maximum Peak

ADR - U-NII AD primary method, RMS average

**HIGH CHANNEL HARMONICS AND SPURIOUS EMISSIONS**



**DATA**

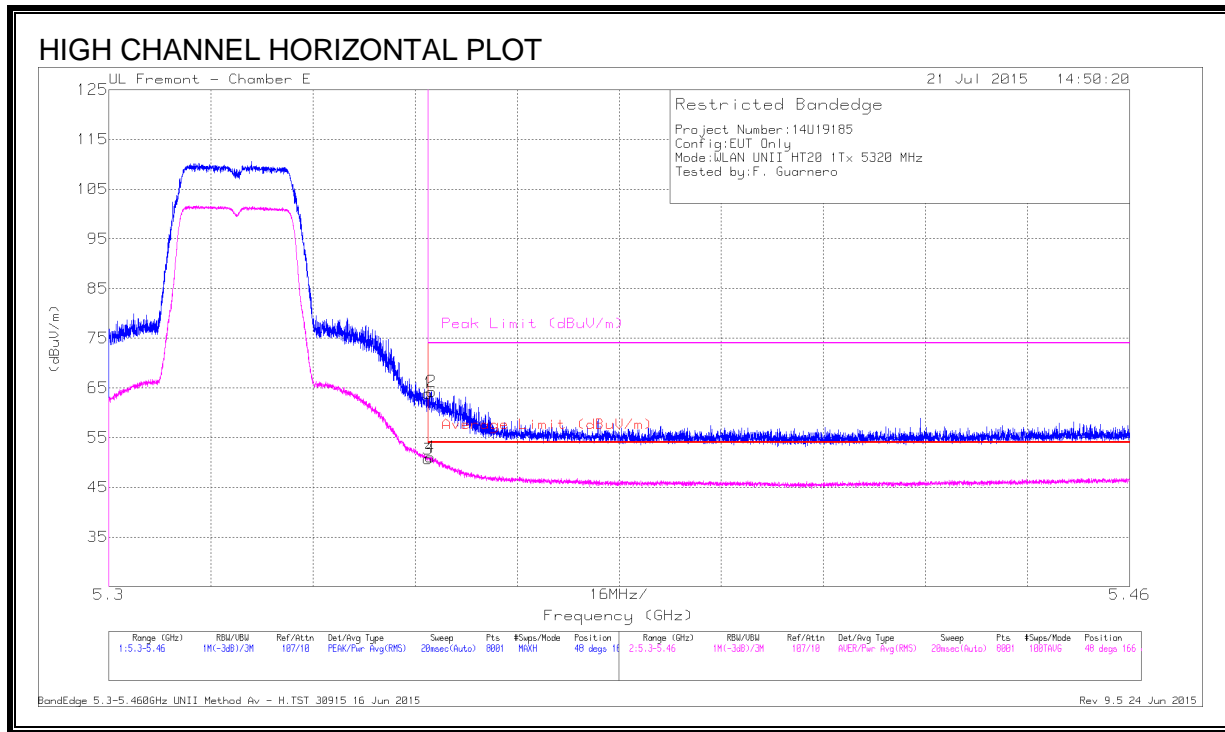
Marker	Frequency (GHz)	Meter Reading (dBuV)	Det	AF T346 (dB/m)	Amp/Cb/Fl tr/Pad (dB)	Corrected Reading (dBuV/m)	Avg Limit (dBuV/m)	Margin (dB)	Peak Limit (dBuV/m)	PK Margin (dB)	UNII Non-Restricted (dBuV/m)	PK Margin (dB)	Azimuth (Degs)	Height (cm)	Polarity
1	* 4.965	46.41	PK-U	34.1	-30.5	50.01	-	-	74	-23.99	-	-	151	205	H
	* 4.965	38.31	ADR	34.1	-30.5	41.91	54	-12.09	-	-	-	-	151	205	H
2	* 7.289	38.74	PK-U	35.5	-27	47.24	-	-	74	-26.76	-	-	21	242	H
	* 7.288	26.97	ADR	35.5	-27	35.47	54	-18.53	-	-	-	-	21	242	H
3	10.072	35.72	PK-U	37.1	-23.6	49.22	-	-	-	-	68.2	-18.98	330	257	H
4	* 3.664	42.5	PK-U	33.2	-31.5	44.2	-	-	74	-29.8	-	-	30	221	V
	* 3.662	30.67	ADR	33.2	-31.5	32.37	54	-21.63	-	-	-	-	30	221	V
5	* 4.525	43.21	PK-U	34	-30.5	46.71	-	-	74	-27.29	-	-	108	142	V
	* 4.524	30.53	ADR	34	-30.5	34.03	54	-19.97	-	-	-	-	108	142	V
6	* 8.169	38.87	PK-U	35.7	-27.3	47.27	-	-	74	-26.73	-	-	168	183	V
	* 8.169	27.24	ADR	35.7	-27.3	35.64	54	-18.36	-	-	-	-	168	183	V

\* - indicates frequency in CFR15.205/IC8.10 Restricted Band

PK-U - U-NII: Maximum Peak

ADR - U-NII AD primary method, RMS average

**RESTRICTED BANDEDGE, CHAIN 1 (HIGH CHANNEL)**



**DATA**

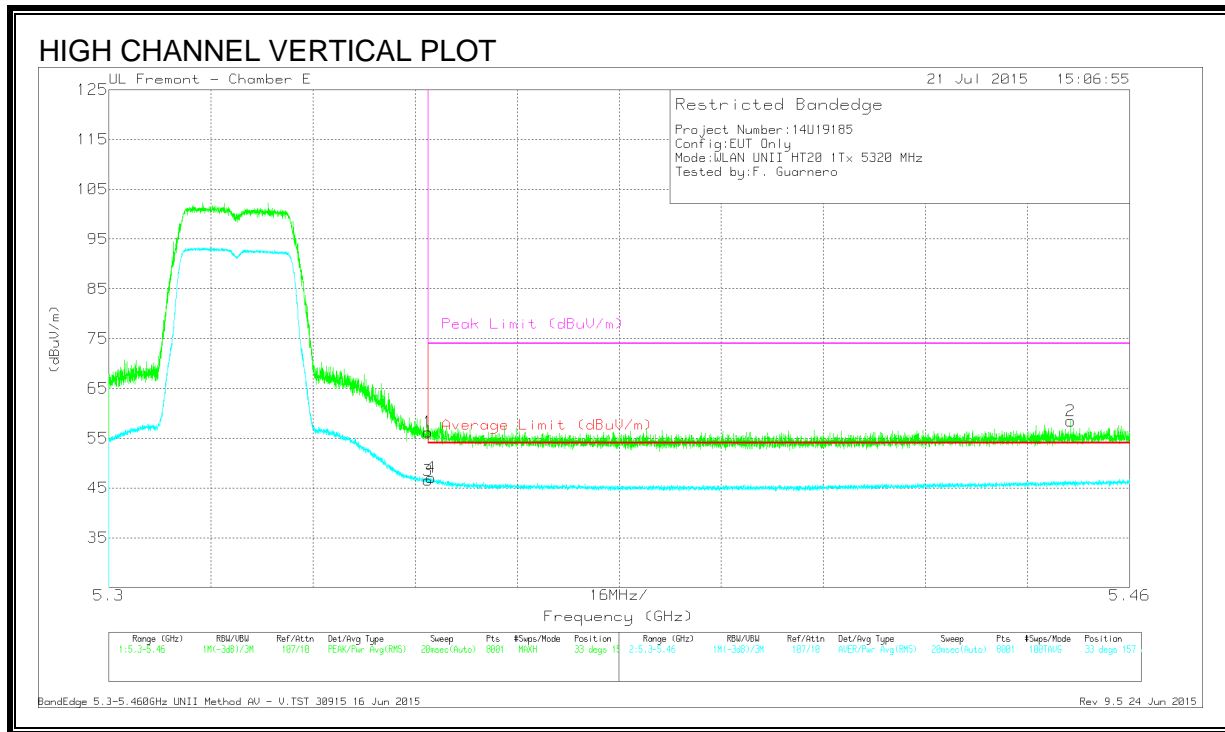
Marker	Frequency (GHz)	Meter Reading (dBuV)	Det	AF T346 (dB/m)	Amp/Cbl/Filtr/Pad (dB)	Corrected Reading (dBuV/m)	Average Limit (dBuV/m)	Margin (dB)	Peak Limit (dBuV/m)	PK Margin (dB)	Azimuth (Degs)	Height (cm)	Polarity
1	* 5.35	50.94	Pk	34.5	-21.5	63.94	-	-	74	-10.06	48	166	H
2	* 5.351	51.28	Pk	34.5	-21.5	64.28	-	-	74	-9.72	48	166	H
3	* 5.35	37.67	RMS	34.5	-21.5	50.67	54	-3.33	-	-	48	166	H
4	* 5.35	38.09	RMS	34.5	-21.5	51.09	54	-2.91	-	-	48	166	H

\* - indicates frequency in CFR15.205/IC8.10 Restricted Band

Pk - Peak detector

RMS - RMS detection





**DATA**

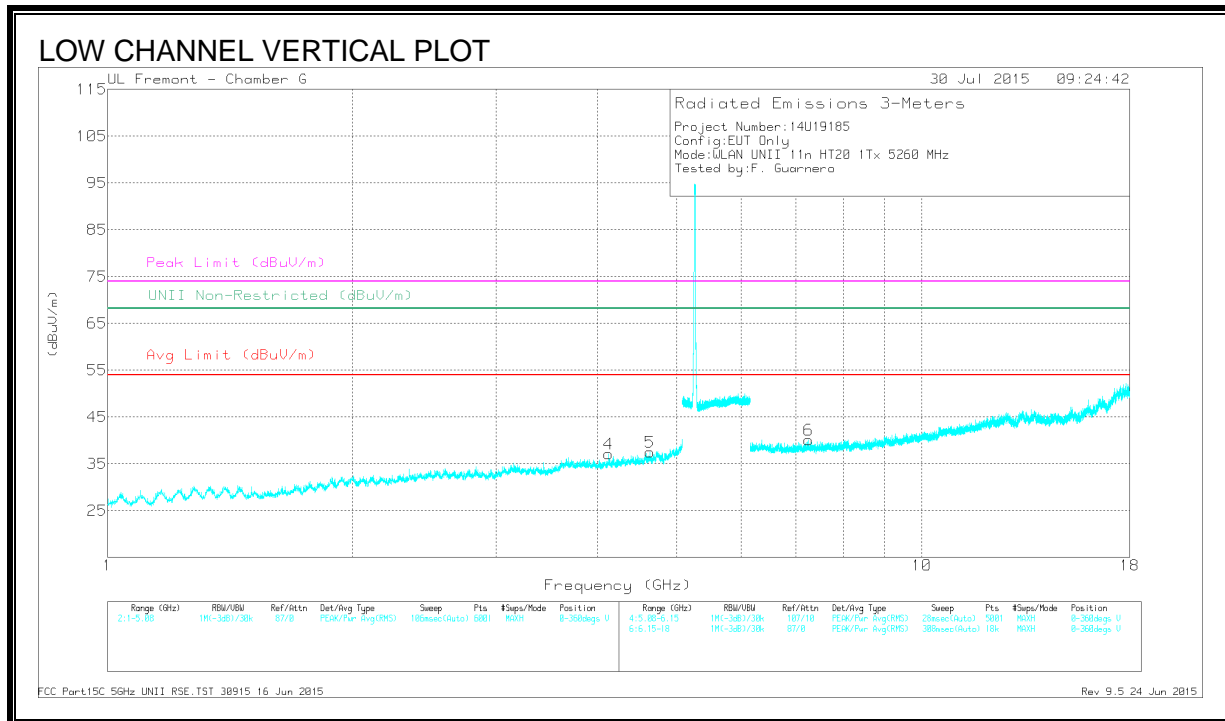
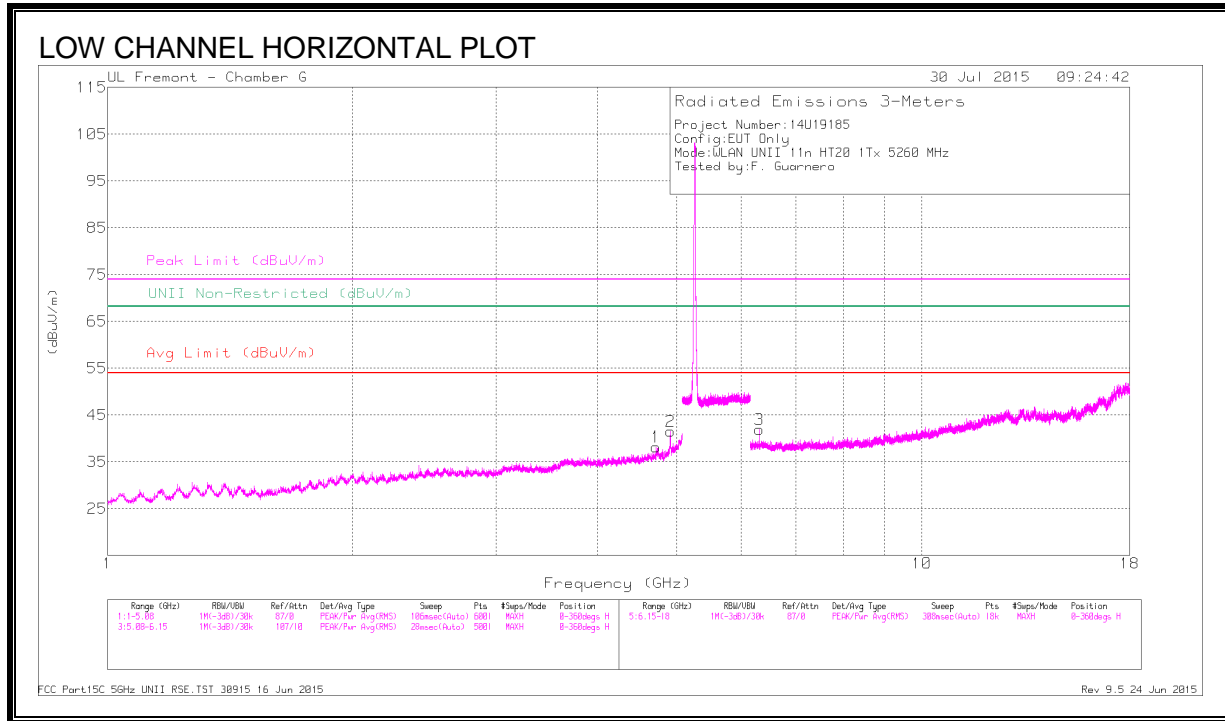
Marker	Frequency (GHz)	Meter Reading (dBuV)	Det	AF T346 (dB/m)	Amp/Cbl/Filtr/Pad (dB)	Corrected Reading (dBuV/m)	Average Limit (dBuV/m)	Margin (dB)	Peak Limit (dBuV/m)	PK Margin (dB)	Azimuth (Degs)	Height (cm)	Polarity
1	* 5.35	43.23	PK	34.5	-21.5	56.23	-	-	74	-17.77	33	157	V
2	* 5.451	45.27	PK	34.6	-21.4	58.47	-	-	74	-15.53	33	157	V
3	* 5.35	33.55	RMS	34.5	-21.5	46.55	54	-7.45	-	-	33	157	V
4	* 5.35	34.09	RMS	34.5	-21.5	47.09	54	-6.91	-	-	33	157	V

\* - indicates frequency in CFR15.205/IC8.10 Restricted Band

Pk - Peak detector

RMS - RMS detection

**LOW CHANNEL HARMONICS AND SPURIOUS EMISSIONS**



**DATA**

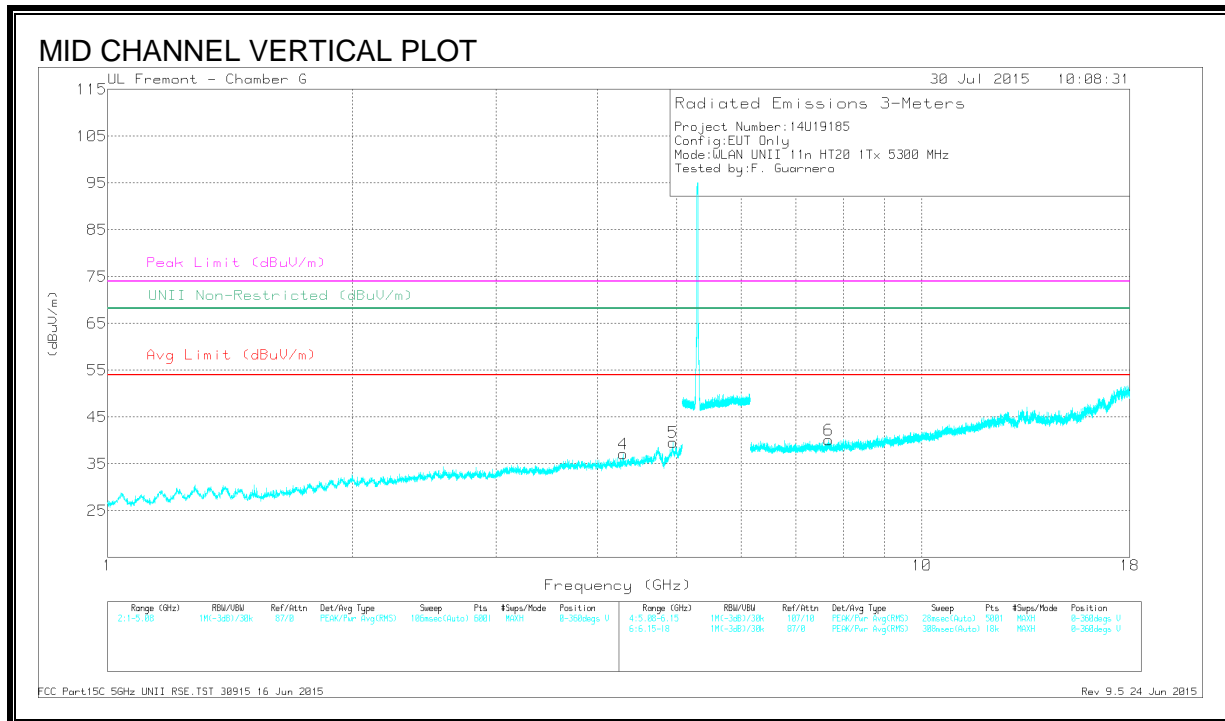
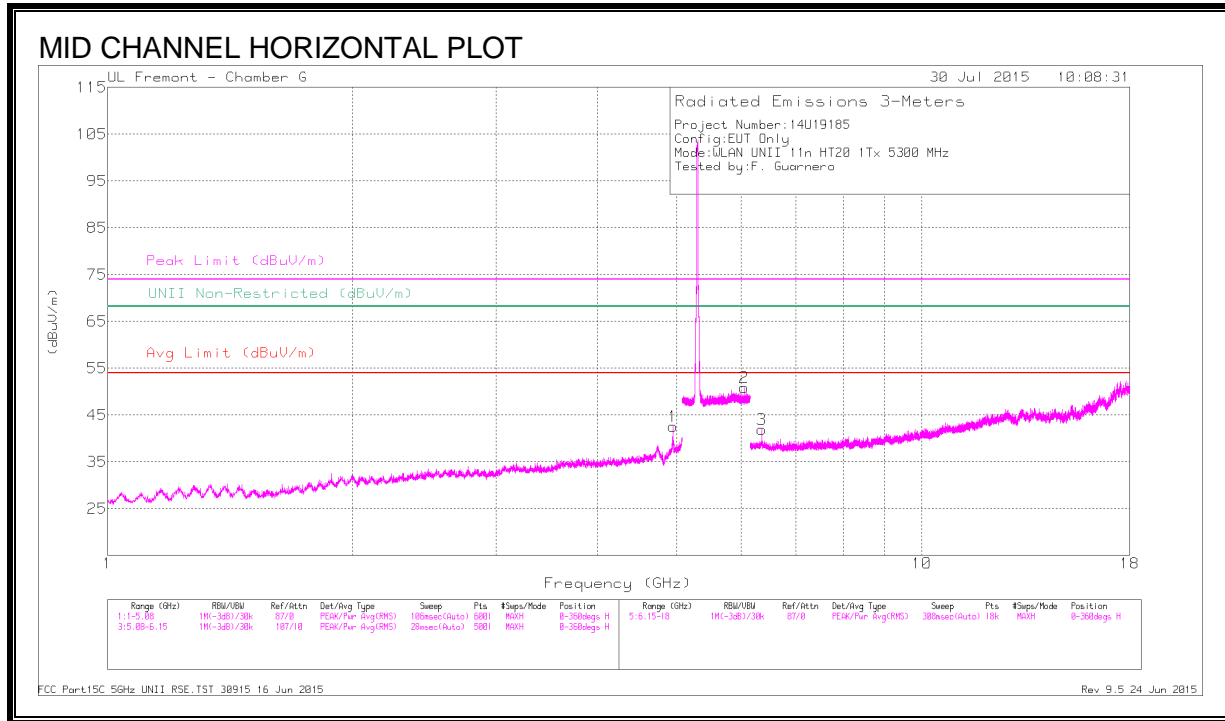
Marker	Frequency (GHz)	Meter Reading (dBuV)	Det	AF T862 (dB/m)	Amp/Cb/Filtr /Pad (dB)	Corrected Reading (dBuV/m)	Avg Limit (dBuV/m)	Margin (dB)	Peak Limit (dBuV/m)	PK Margin (dB)	UNII Non-Restricted (dBuV/m)	PK Margin (dB)	Azimuth (Degs)	Height (cm)	Polarity
1	* 4.719	43.25	PK-U	33.9	-31.9	45.25	-	-	74	-28.75	-	-	49	250	H
	* 4.72	31.67	ADR	33.9	-31.9	33.67	54	-20.33	-	-	-	-	49	250	H
2	* 4.909	44.04	PK-U	34.1	-31.5	46.64	-	-	74	-27.36	-	-	54	100	H
	* 4.909	35.71	ADR	34.1	-31.5	38.31	54	-15.69	-	-	-	-	54	100	H
4	* 4.122	42.38	PK-U	33.3	-32.9	42.78	-	-	74	-31.22	-	-	103	258	V
	* 4.125	30.62	ADR	33.3	-32.9	31.02	54	-22.98	-	-	-	-	103	258	V
5	* 4.632	43.19	PK-U	33.8	-32.3	44.69	-	-	74	-29.31	-	-	87	279	V
	* 4.632	30.81	ADR	33.8	-32.3	32.31	54	-21.69	-	-	-	-	87	279	V
6	* 7.256	40.5	PK-U	35.6	-30.2	45.9	-	-	74	-28.1	-	-	224	265	V
	* 7.259	29.21	ADR	35.6	-30.3	34.51	54	-19.49	-	-	-	-	224	265	V
3	6.312	44.51	PK-U	35.7	-31.9	48.31	-	-	-	-	68.2	-19.89	130	142	H

\* - indicates frequency in CFR15.205/IC8.10 Restricted Band

PK-U - U-NII: Maximum Peak

ADR - U-NII AD primary method, RMS average

**MID CHANNEL HARMONICS AND SPURIOUS EMISSIONS**



**DATA**

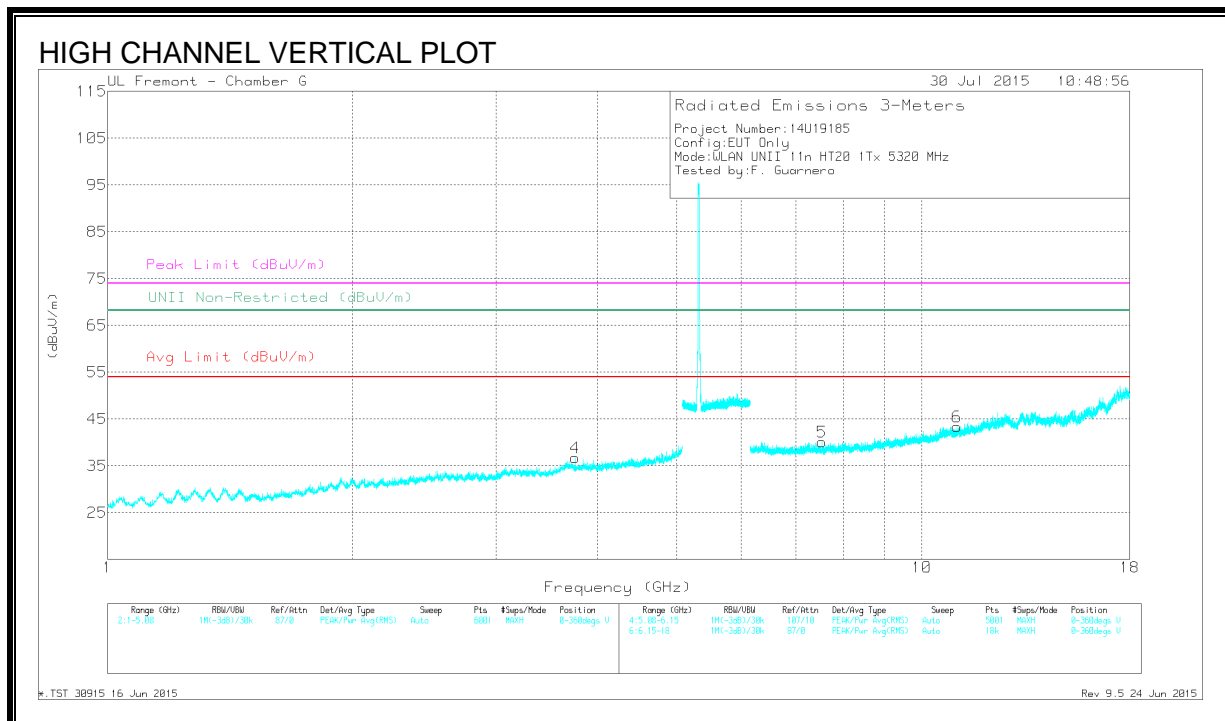
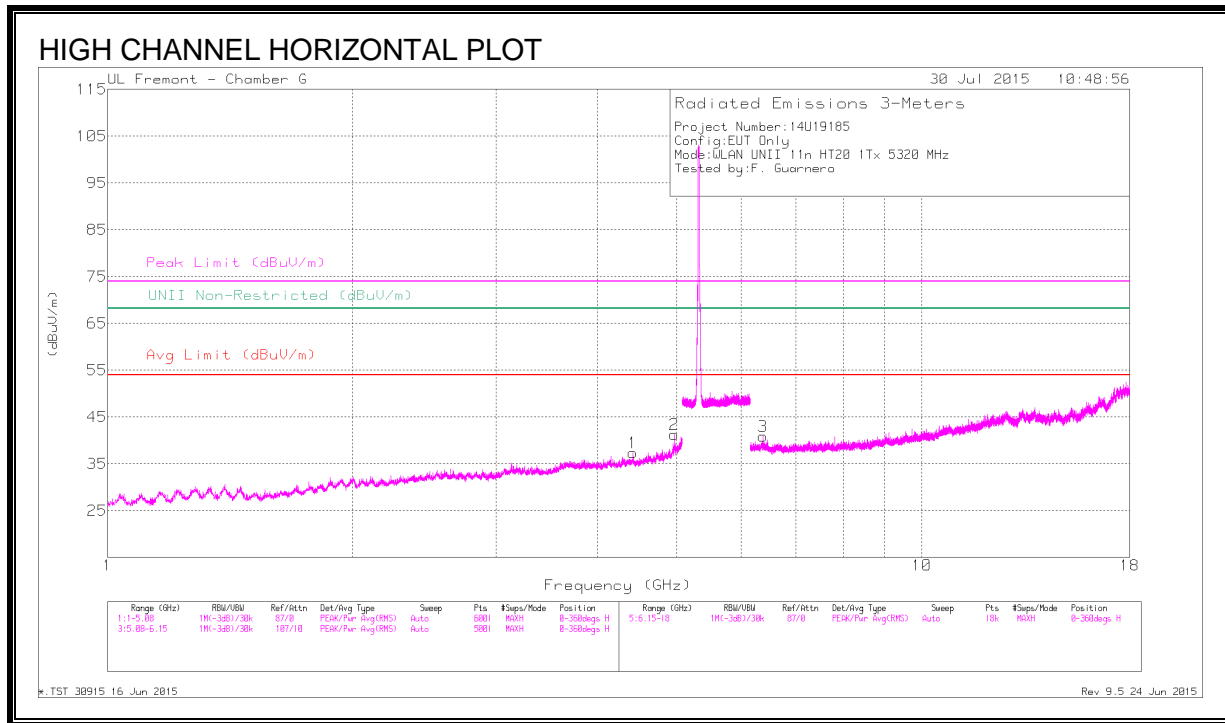
Marker	Frequency (GHz)	Meter Reading (dBuV)	Det	AF T862 (dB/m)	Amp/Cbl/Filtr /Pad (dB)	Corrected Reading (dBuV/m)	Avg Limit (dBuV/m)	Margin (dB)	Peak Limit (dBuV/m)	PK Margin (dB)	UNII Non-Restricted (dBuV/m)	PK Margin (dB)	Azimuth (Degs)	Height (cm)	Polarity
1	* 4.947	46.1	PK-U	34.1	-31.2	49	-	-	74	-25	-	-	74	112	H
	* 4.947	38.05	ADR	34.1	-31.2	40.95	54	-13.05	-	-	-	-	74	112	H
2	6.043	44.22	PK-U	35.3	-23	56.52	-	-	-	-	68.2	-11.68	244	231	H
3	6.36	44.68	PK-U	35.8	-31.7	48.78	-	-	-	-	68.2	-19.42	116	185	H
4	* 4.3	42.38	PK-U	33.5	-32.4	43.48	-	-	74	-30.52	-	-	168	122	V
	* 4.298	30.51	ADR	33.5	-32.4	31.61	54	-22.39	-	-	-	-	168	122	V
5	* 4.947	43.8	PK-U	34.1	-31.2	46.7	-	-	74	-27.3	-	-	131	201	V
	* 4.947	33.93	ADR	34.1	-31.2	36.83	54	-17.17	-	-	-	-	131	201	V
6	* 7.676	41.05	PK-U	35.6	-30.2	46.45	-	-	74	-27.55	-	-	19	277	V
	* 7.678	29.14	ADR	35.6	-30.2	34.54	54	-19.46	-	-	-	-	19	277	V

\* - indicates frequency in CFR15.205/IC8.10 Restricted Band

PK-U - U-NII: Maximum Peak

ADR - U-NII AD primary method, RMS average

**HIGH CHANNEL HARMONICS AND SPURIOUS EMISSIONS**



**DATA**

Marker	Frequency (GHz)	Meter Reading (dBuV)	Det	AF T862 (dB/m)	Amp/Cbl/Filtr /Pad (dB)	Corrected Reading (dBuV/m)	Avg Limit (dBuV/m)	Margin (dB)	Peak Limit (dBuV/m)	PK Margin (dB)	UNII Non-Restricted (dBuV/m)	PK Margin (dB)	Azimuth (Degs)	Height (cm)	Polarity
1	4.414	41.84	PK-U	33.6	-32.2	43.24	-	-	-	-	68.2	-24.96	122	258	H
2	* 4.966	45.84	PK-U	34.2	-31.4	48.64	-	-	74	-25.36	-	-	50	191	H
	* 4.965	36.7	ADR	34.2	-31.4	39.5	54	-14.5	-	-	-	-	50	191	H
3	6.384	43.97	PK-U	35.8	-31.7	48.07	-	-	-	-	68.2	-20.13	122	135	H
4	* 3.749	41.68	PK-U	33.1	-33	41.78	-	-	74	-32.22	-	-	16	280	V
	* 3.751	30.01	ADR	33.1	-33	30.11	54	-23.89	-	-	-	-	16	280	V
5	* 7.54	40.85	PK-U	35.6	-30.3	46.15	-	-	74	-27.85	-	-	360	271	V
	* 7.539	28.95	ADR	35.6	-30.3	34.25	54	-19.75	-	-	-	-	360	271	V
6	* 11.045	38.45	PK-U	37.9	-26.3	50.05	-	-	74	-23.95	-	-	123	254	V
	* 11.043	26.46	ADR	37.9	-26.3	38.06	54	-15.94	-	-	-	-	123	254	V

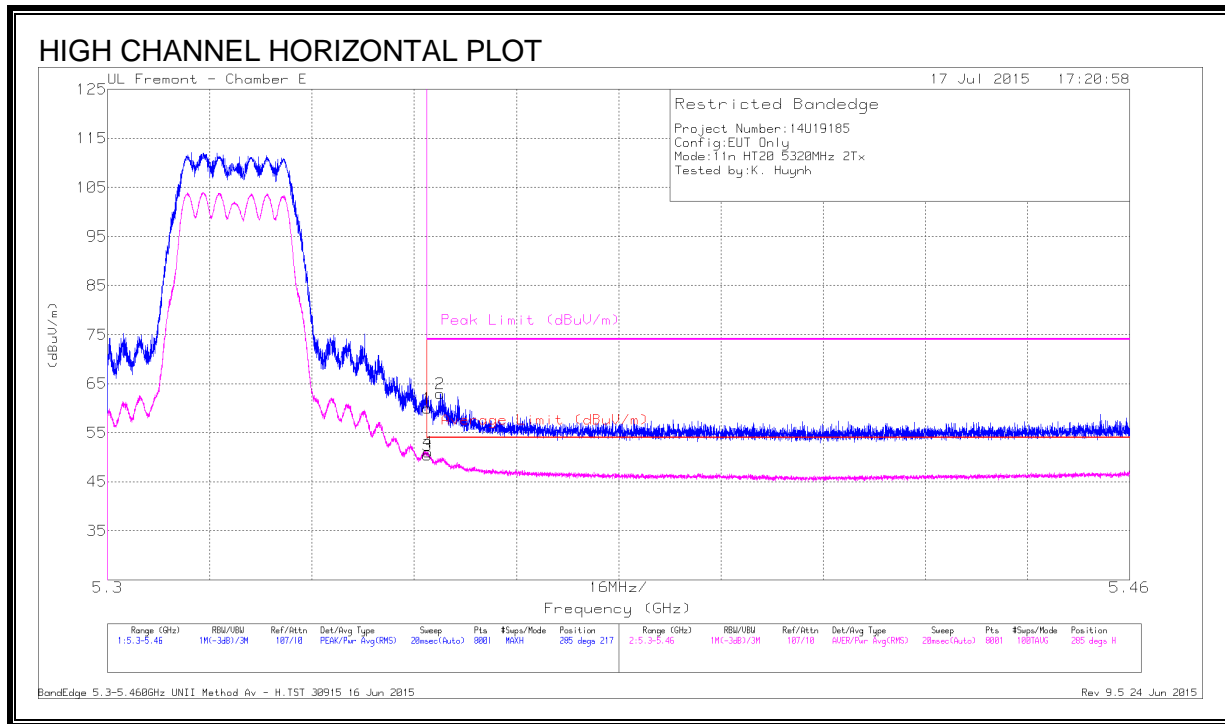
\* - indicates frequency in CFR15.205/IC8.10 Restricted Band

PK-U - U-NII: Maximum Peak

ADR - U-NII AD primary method, RMS average

### 9.9. 802.11n HT20 2Tx CDD MODE IN THE 5.3 GHz BAND

#### RESTRICTED BANDEDGE (HIGH CHANNEL)



#### DATA

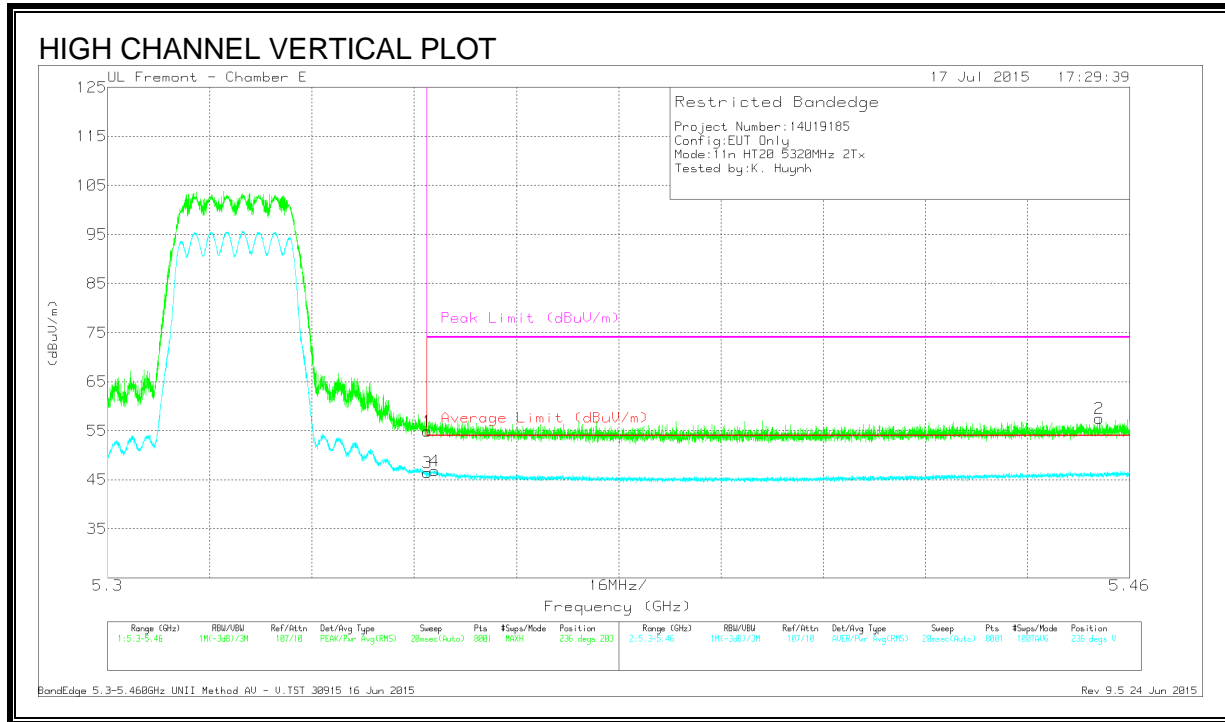
Marker	Frequency (GHz)	Meter Reading (dBuV)	Det	AF T346 (dB/m)	Amp/Cbl/ Filt/Pad (dB)	Corrected Reading (dBuV/m)	Average Limit (dBuV/m)	Margin (dB)	Peak Limit (dBuV/m)	PK Margin (dB)	Azimuth (Degs)	Height (cm)	Polarity
1	* 5.35	46.95	Pk	34.5	-21.5	59.95	-	-	74	-14.05	285	217	H
2	* 5.352	50	Pk	34.5	-21.5	63	-	-	74	-11	285	217	H
3	* 5.35	37.47	RMS	34.5	-21.5	50.47	54	-3.53	-	-	285	217	H
4	* 5.35	38.09	RMS	34.5	-21.5	51.09	54	-2.91	-	-	285	217	H

\* - indicates frequency in CFR15.205/IC8.10 Restricted Band

Pk - Peak detector

RMS - RMS detection





**DATA**

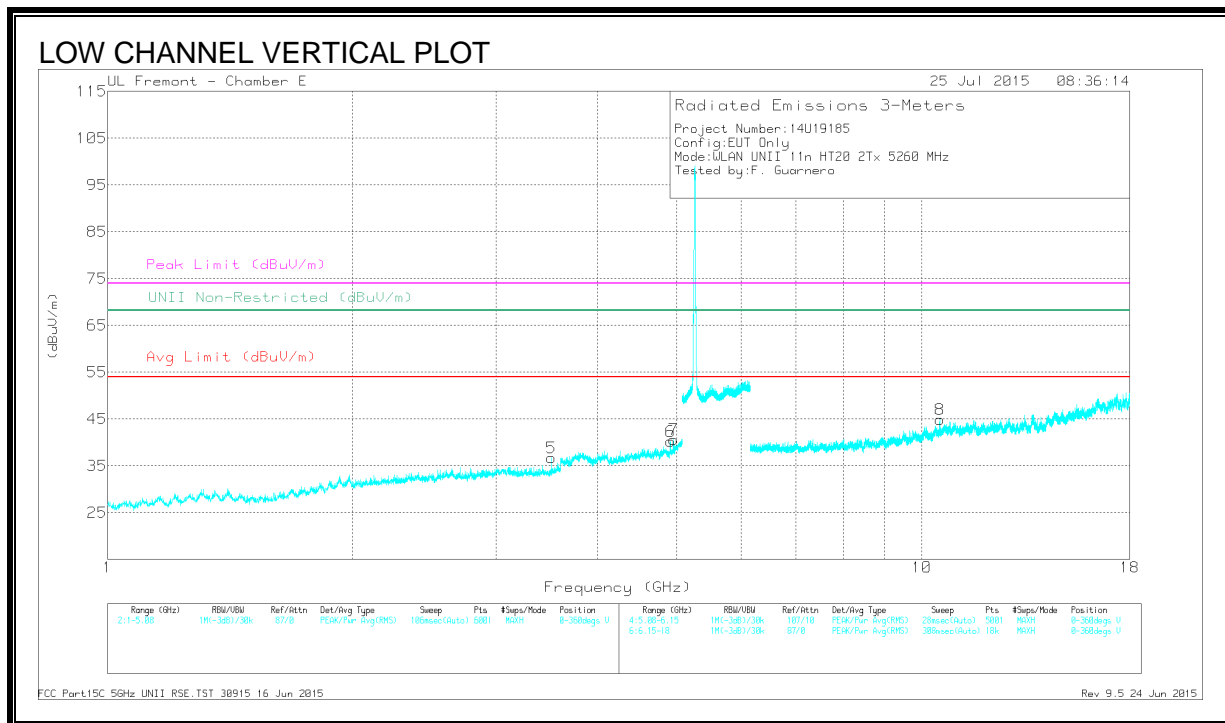
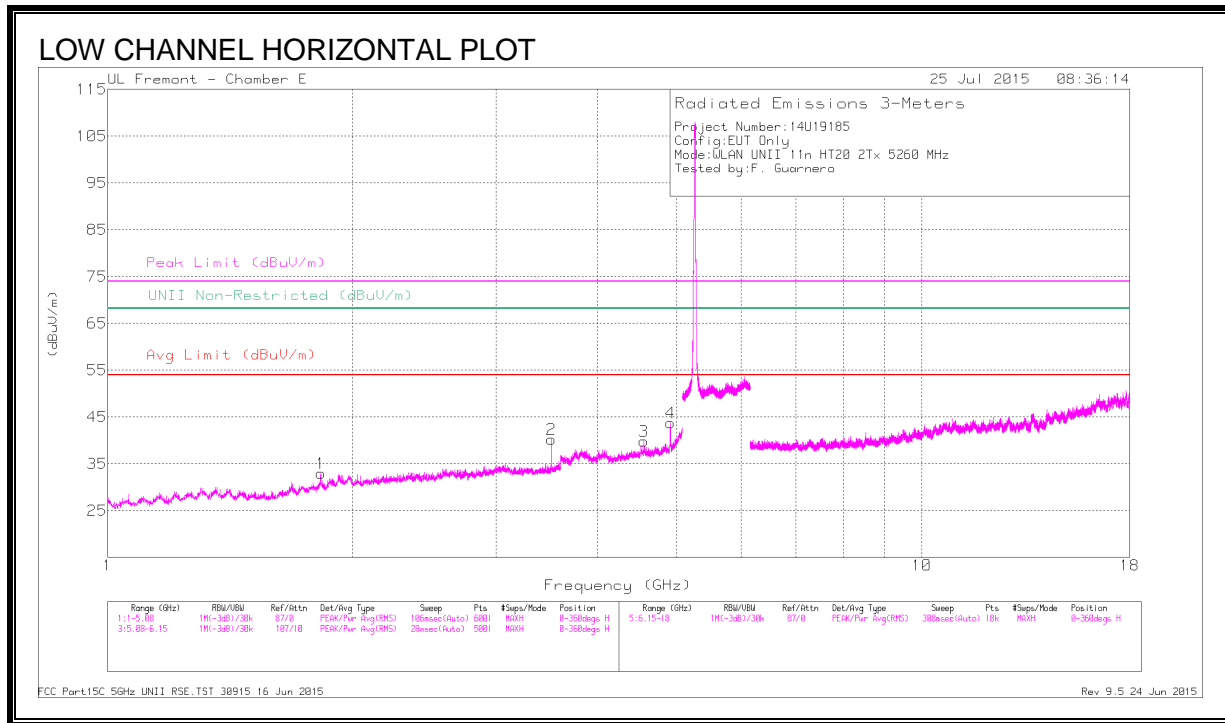
Marker	Frequency (GHz)	Meter Reading (dBuV)	Det	AF T346 (dB/m)	Amp/Cbl/Filtr/Pad (dB)	Corrected Reading (dBuV/m)	Average Limit (dBuV/m)	Margin (dB)	Peak Limit (dBuV/m)	PK Margin (dB)	Azimuth (Degs)	Height (cm)	Polarity
1	* 5.35	41.93	Pk	34.5	-21.5	54.93	-	-	74	-19.07	236	203	V
2	* 5.455	44.3	Pk	34.6	-21.4	57.5	-	-	74	-16.5	236	203	V
3	* 5.35	33.4	RMS	34.5	-21.5	46.4	54	-7.6	-	-	236	203	V
4	* 5.351	33.85	RMS	34.5	-21.5	46.85	54	-7.15	-	-	236	203	V

\* - indicates frequency in CFR15.205/IC8.10 Restricted Band

Pk - Peak detector

RMS - RMS detection

**LOW CHANNEL HARMONICS AND SPURIOUS EMISSIONS**



**DATA**

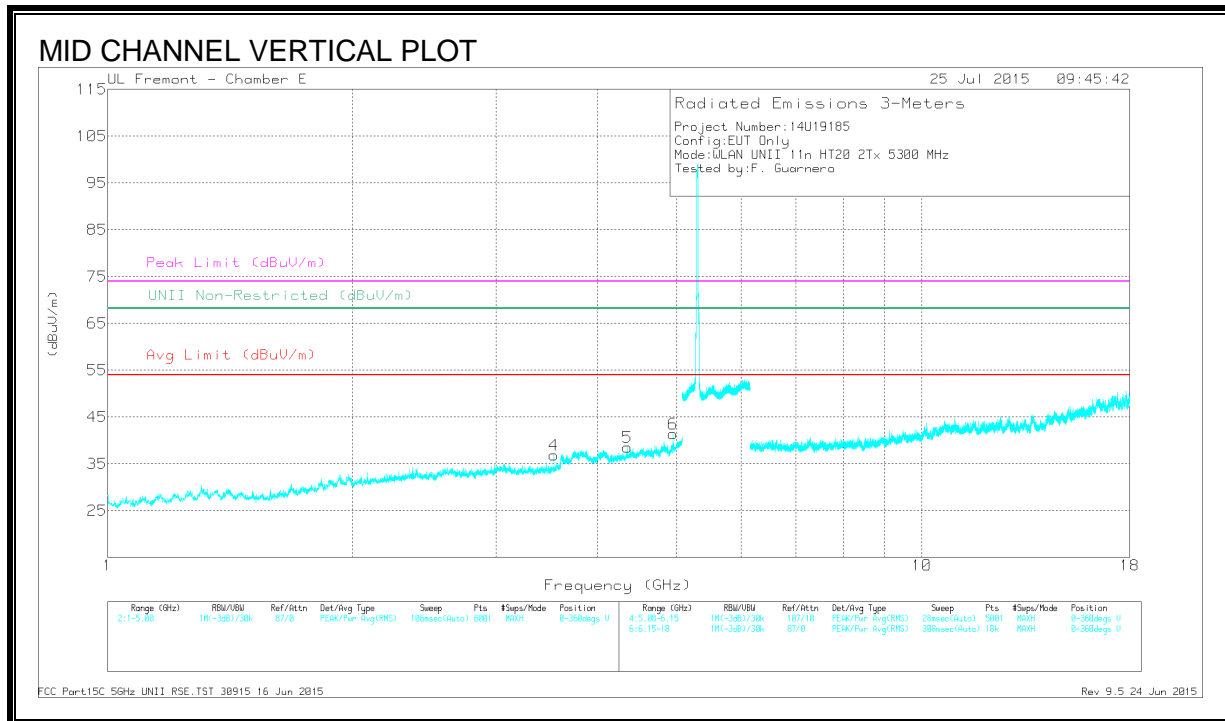
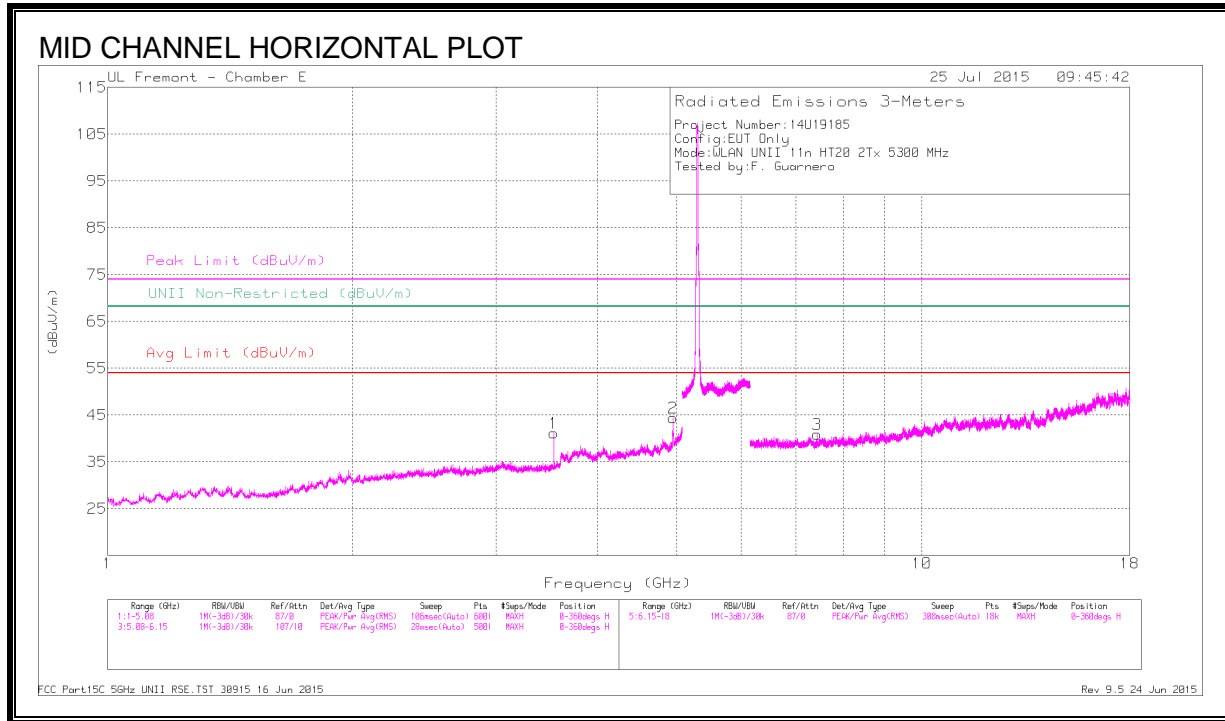
Marker	Frequency (GHz)	Meter Reading (dBuV)	Det	AF T346 (dB/m)	Amp/Cb/FI tr/Pad (dB)	Corrected Reading (dBuV/m)	Avg Limit (dBuV/m)	Margin (dB)	Peak Limit (dBuV/m)	PK Margin (dB)	UNII Non-Restricted (dBuV/m)	PK Margin (dB)	Azimuth (Degs)	Height (cm)	Polarity
1	1.827	43.55	PK-U	30.4	-35.3	38.65	-	-	-	-	68.2	-29.55	43	136	H
2	* 3.507	46.21	PK-U	32.9	-32.4	46.71	-	-	74	-27.29	-	-	230	133	H
	* 3.507	39.48	ADR	32.9	-32.5	39.88	54	-14.12	-	-	-	-	230	133	H
3	* 4.559	43.47	PK-U	34.1	-30.4	47.17	-	-	74	-26.83	-	-	207	163	H
	* 4.559	33.65	ADR	34.1	-30.4	37.35	54	-16.65	-	-	-	-	207	163	H
4	* 4.91	45.69	PK-U	34.1	-30.5	49.29	-	-	74	-24.71	-	-	230	137	H
	* 4.909	38.03	ADR	34.1	-30.5	41.63	54	-12.37	-	-	-	-	230	137	H
5	* 3.507	43.54	PK-U	32.9	-32.4	44.04	-	-	74	-29.96	-	-	280	188	V
	* 3.507	34.66	ADR	32.9	-32.4	35.16	54	-18.84	-	-	-	-	280	188	V
6	* 4.957	43.19	PK-U	34.1	-30.5	46.79	-	-	74	-27.21	-	-	236	131	V
	* 4.956	31.28	ADR	34.1	-30.5	34.88	54	-19.12	-	-	-	-	236	131	V
7	* 4.909	44.68	PK-U	34.1	-30.5	48.28	-	-	74	-25.72	-	-	222	126	V
	* 4.909	35.39	ADR	34.1	-30.5	38.99	54	-15.01	-	-	-	-	222	126	V
8	10.523	38.86	PK-U	37.6	-25	51.46	-	-	-	-	68.2	-16.74	183	188	V

\* - indicates frequency in CFR15.205/IC8.10 Restricted Band

PK-U - U-NII: Maximum Peak

ADR - U-NII AD primary method, RMS average

**MID CHANNEL HARMONICS AND SPURIOUS EMISSIONS**



**DATA**

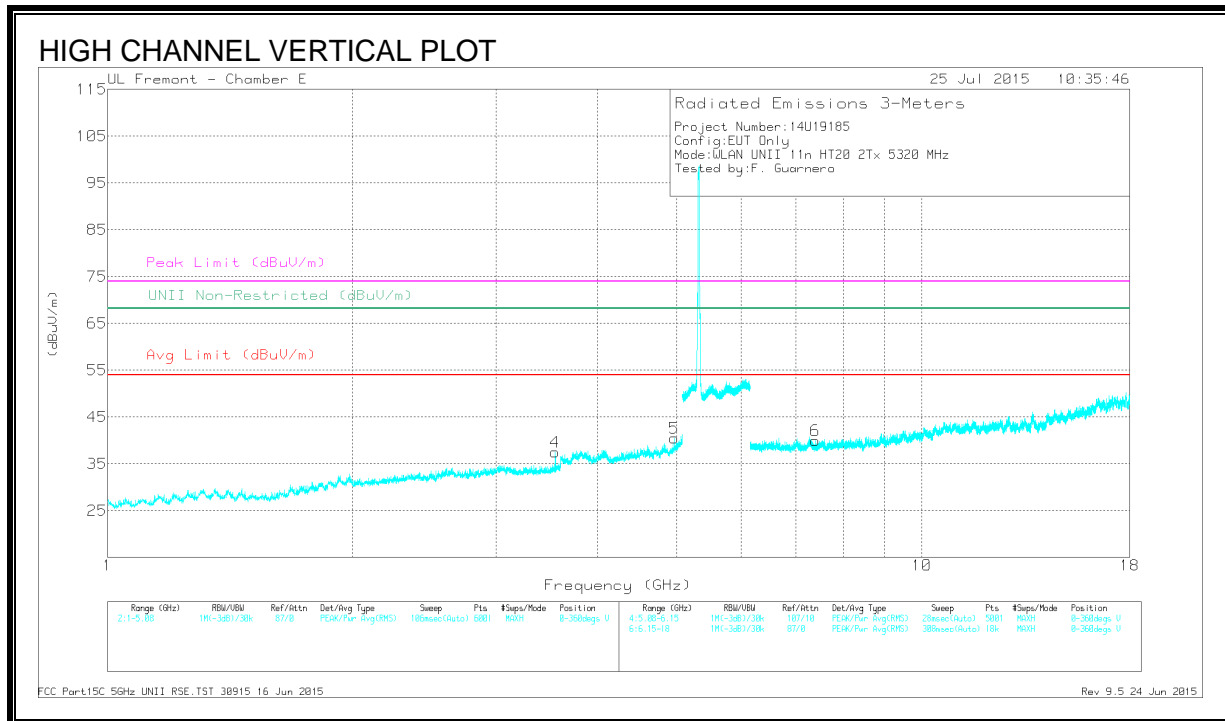
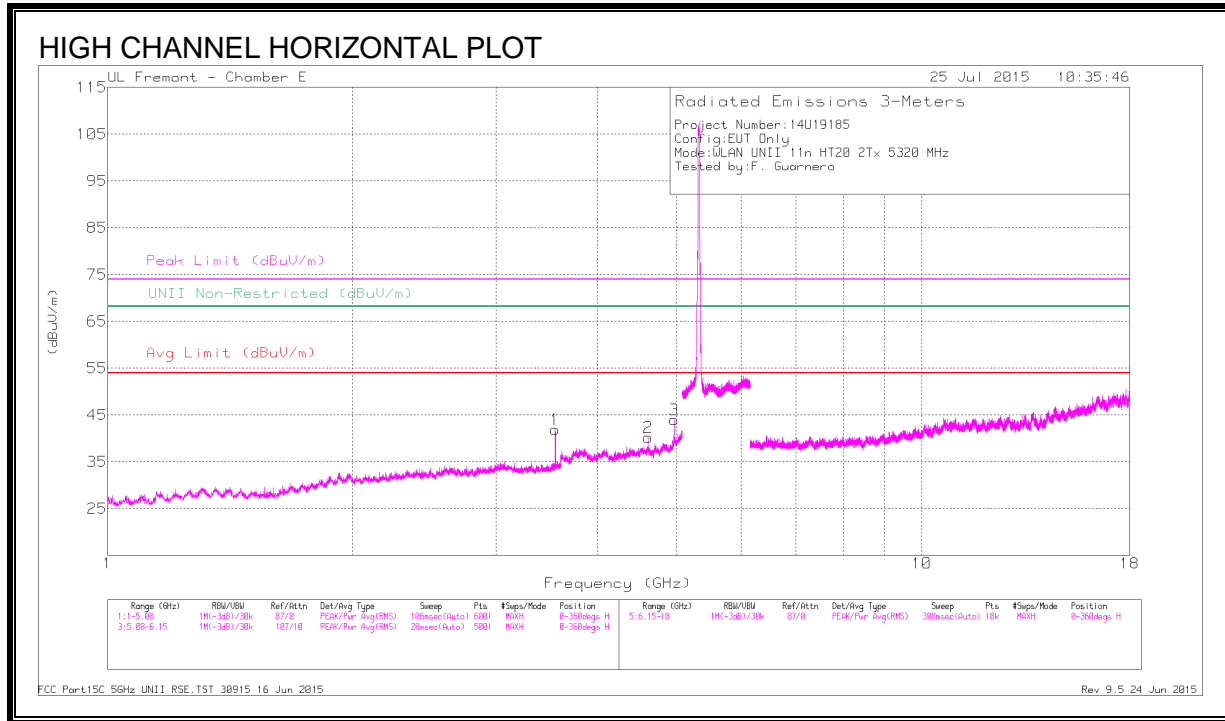
Marker	Frequency (GHz)	Meter Reading (dBuV)	Det	AF T346 (dB/m)	Amp/Cb/FI tr/Pad (dB)	Corrected Reading (dBuV/m)	Avg Limit (dBuV/m)	Margin (dB)	Peak Limit (dBuV/m)	PK Margin (dB)	UNII Non-Restricted (dBuV/m)	PK Margin (dB)	Azimuth (Degs)	Height (cm)	Polarity
1	* 3.533	46.26	PK-U	32.9	-31.9	47.26	-	-	74	-26.74	-	-	216	138	H
	* 3.533	40.12	ADR	32.9	-31.9	41.12	54	-12.88	-	-	-	-	216	138	H
2	* 4.947	46.72	PK-U	34.1	-30.5	50.32	-	-	74	-23.68	-	-	246	147	H
	* 4.947	38.95	ADR	34.1	-30.5	42.55	54	-11.45	-	-	-	-	246	147	H
3	* 7.442	38.93	PK-U	35.6	-28.3	46.23	-	-	74	-27.77	-	-	8	358	H
	* 7.441	27.29	ADR	35.6	-28.3	34.59	54	-19.41	-	-	-	-	8	358	H
4	* 3.533	42.83	PK-U	32.9	-31.9	43.83	-	-	74	-30.17	-	-	280	198	V
	* 3.533	34.12	ADR	32.9	-31.9	35.12	54	-18.88	-	-	-	-	280	198	V
5	* 4.351	43.05	PK-U	33.6	-31	45.65	-	-	74	-28.35	-	-	0	197	V
	* 4.35	30.36	ADR	33.6	-31.1	32.86	54	-21.14	-	-	-	-	0	197	V
6	* 4.947	45.52	PK-U	34.1	-30.5	49.12	-	-	74	-24.88	-	-	226	106	V
	* 4.947	36.24	ADR	34.1	-30.5	39.84	54	-14.16	-	-	-	-	226	106	V

\* - indicates frequency in CFR15.205/IC8.10 Restricted Band

PK-U - U-NII: Maximum Peak

ADR - U-NII AD primary method, RMS average

**HIGH CHANNEL HARMONICS AND SPURIOUS EMISSIONS**



**DATA**

Marker	Frequency (GHz)	Meter Reading (dBuV)	Det	AF T346 (dB/m)	Amp/Cb/FI tr/Pad (dB)	Corrected Reading (dBuV/m)	Avg Limit (dBuV/m)	Margin (dB)	Peak Limit (dBuV/m)	PK Margin (dB)	UNII Non-Restricted (dBuV/m)	PK Margin (dB)	Azimuth (Degs)	Height (cm)	Polarity
1	* 3.547	46.8	PK-U	32.9	-31.7	48	-	-	74	-26	-	-	232	145	H
	* 3.547	41.39	ADR	32.9	-31.7	42.59	54	-11.41	-	-	-	-	232	145	H
2	* 4.611	44	PK-U	34.1	-30.6	47.5	-	-	74	-26.5	-	-	237	124	H
	* 4.611	34.47	ADR	34.1	-30.6	37.97	54	-16.03	-	-	-	-	237	124	H
3	* 4.965	46.38	PK-U	34.1	-30.5	49.98	-	-	74	-24.02	-	-	223	213	H
	* 4.965	39.08	ADR	34.1	-30.5	42.68	54	-11.32	-	-	-	-	223	213	H
4	* 3.546	43.3	PK-U	32.9	-31.7	44.5	-	-	74	-29.5	-	-	285	198	V
	* 3.547	34.2	ADR	32.9	-31.7	35.4	54	-18.6	-	-	-	-	285	198	V
5	* 4.966	45.23	PK-U	34.1	-30.5	48.83	-	-	74	-25.17	-	-	225	111	V
	* 4.965	36.32	ADR	34.1	-30.5	39.92	54	-14.08	-	-	-	-	225	111	V
6	* 7.403	39.92	PK-U	35.5	-28.7	46.72	-	-	74	-27.28	-	-	32	123	V
	* 7.401	27.63	ADR	35.5	-28.7	34.43	54	-19.57	-	-	-	-	32	123	V

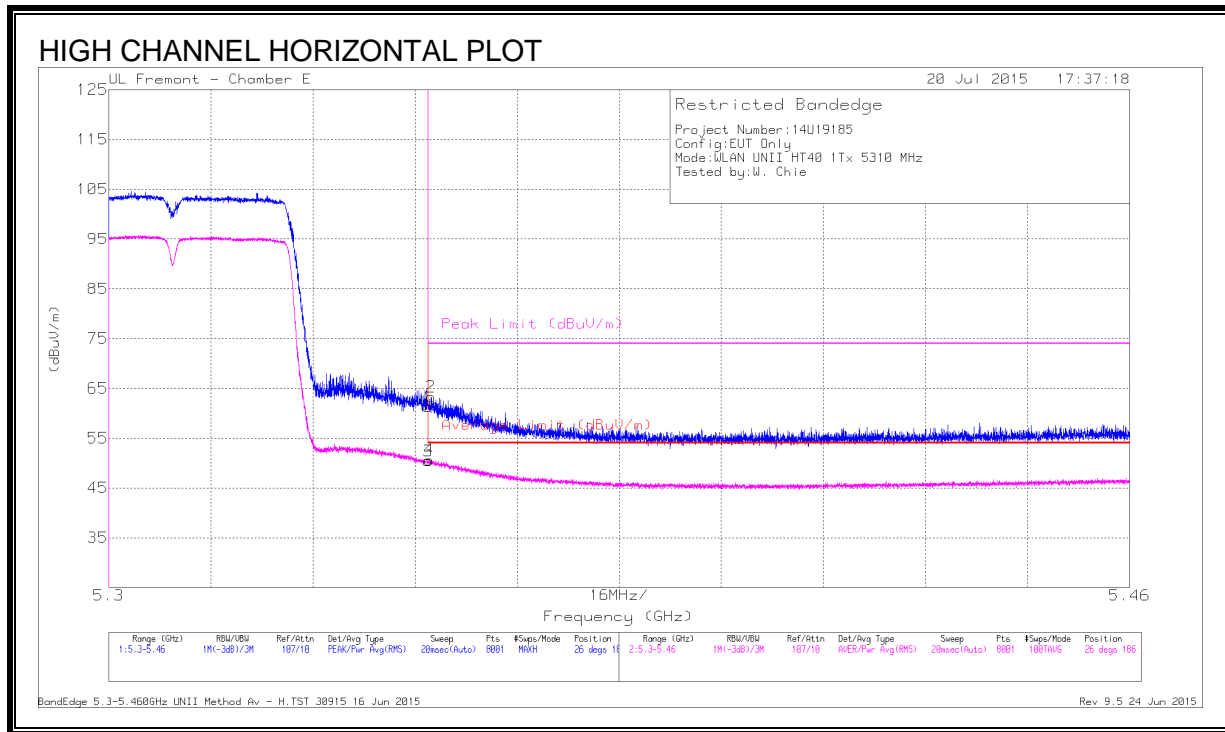
\* - indicates frequency in CFR15.205/IC8.10 Restricted Band

PK-U - U-NII: Maximum Peak

ADR - U-NII AD primary method, RMS average

### 9.10. 802.11n HT40 1Tx MODE IN THE 5.3 GHZ BAND

#### RESTRICTED BANDEDGE, CHAIN 0 (HIGH CHANNEL)



#### DATA

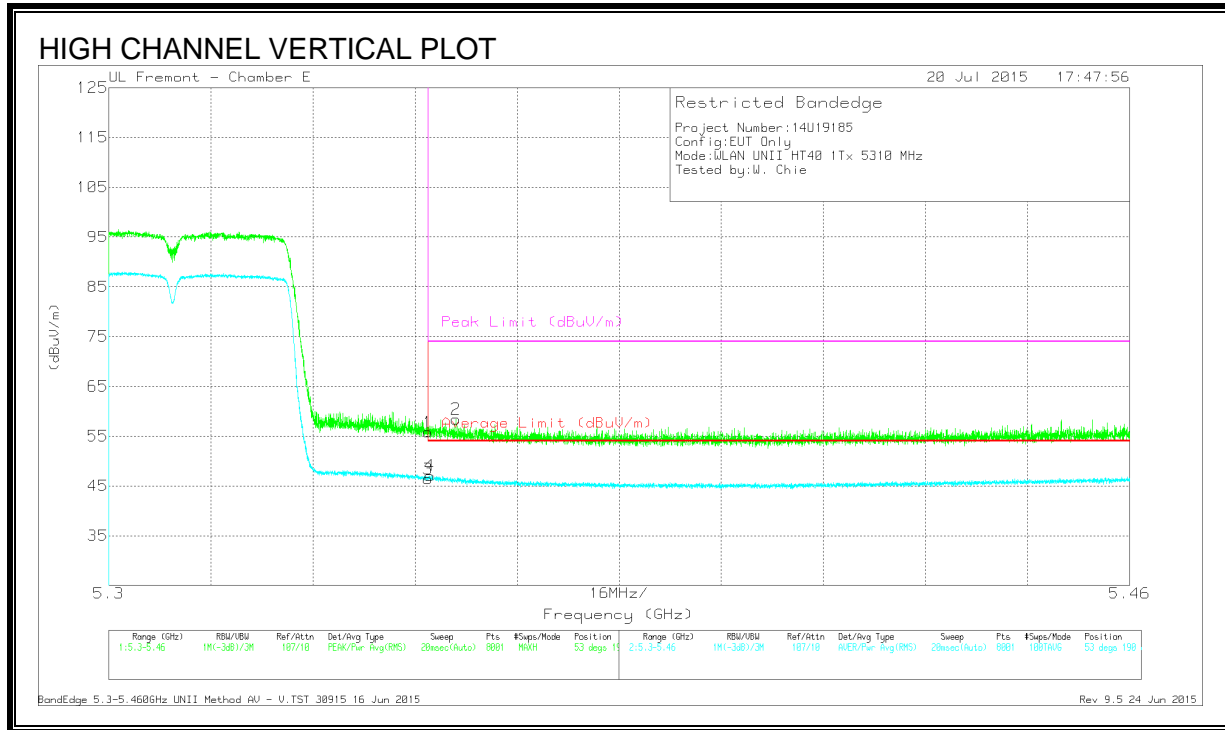
Marker	Frequency (GHz)	Meter Reading (dBuV)	Det	AF T346 (dB/m)	Amp/Cbl/Filtr/Pad (dB)	Corrected Reading (dBuV/m)	Average Limit (dBuV/m)	Margin (dB)	Peak Limit (dBuV/m)	PK Margin (dB)	Azimuth (Degs)	Height (cm)	Polarity
1	* 5.35	48.31	PK	34.5	-21.5	61.31	-	-	74	-12.69	26	186	H
2	* 5.351	50.31	PK	34.5	-21.5	63.31	-	-	74	-10.69	26	186	H
3	* 5.35	37.44	RMS	34.5	-21.5	50.44	54	-3.56	-	-	26	186	H
4	* 5.35	37.62	RMS	34.5	-21.5	50.62	54	-3.38	-	-	26	186	H

\* - indicates frequency in CFR15.205/IC8.10 Restricted Band

Pk - Peak detector

RMS - RMS detection





**DATA**

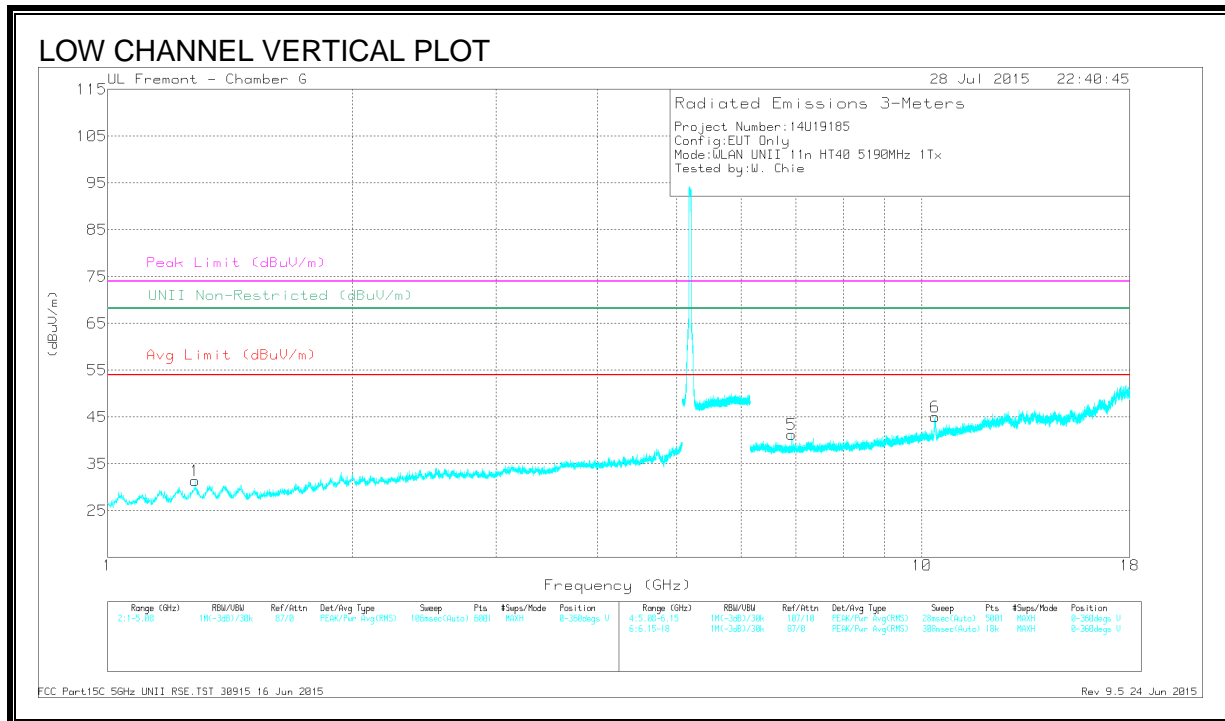
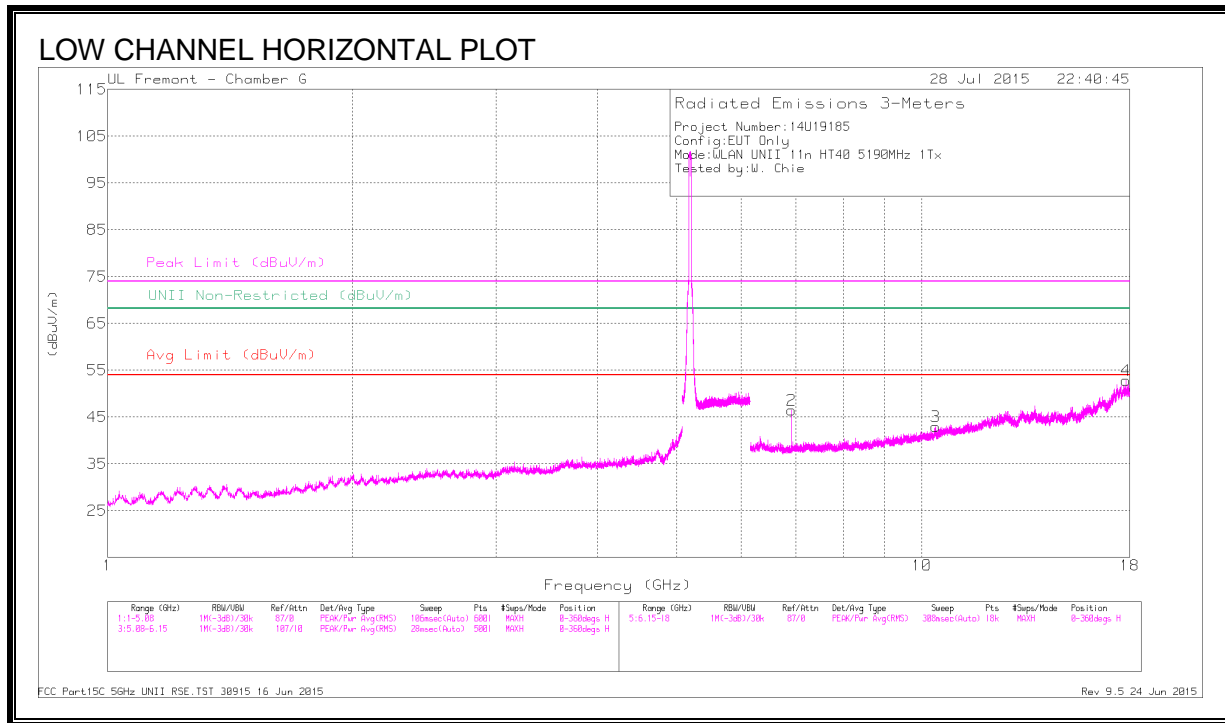
Marker	Frequency (GHz)	Meter Reading (dBuV)	Det	AF T346 (dB/m)	Amp/Cbl/Filtr/Pad (dB)	Corrected Reading (dBuV/m)	Average Limit (dBuV/m)	Margin (dB)	Peak Limit (dBuV/m)	PK Margin (dB)	Azimuth (Degs)	Height (cm)	Polarity
1	* 5.35	42.8	PK	34.5	-21.5	55.8	-	-	74	-18.2	53	190	V
2	* 5.354	45.42	PK	34.5	-21.5	58.42	-	-	74	-15.58	53	190	V
3	* 5.35	33.42	RMS	34.5	-21.5	46.42	54	-7.58	-	-	53	190	V
4	* 5.35	34.09	RMS	34.5	-21.5	47.09	54	-6.91	-	-	53	190	V

\* - indicates frequency in CFR15.205/IC8.10 Restricted Band

Pk - Peak detector

RMS - RMS detection

**LOW CHANNEL HARMONICS AND SPURIOUS EMISSIONS**



**DATA**

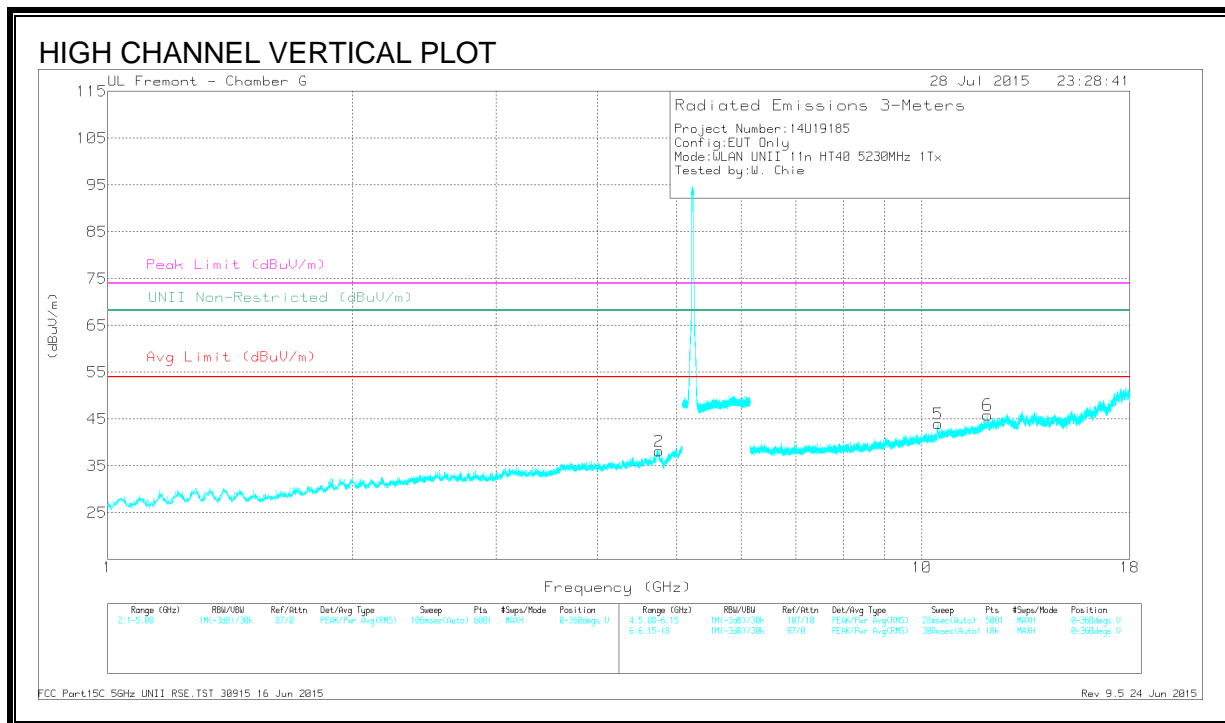
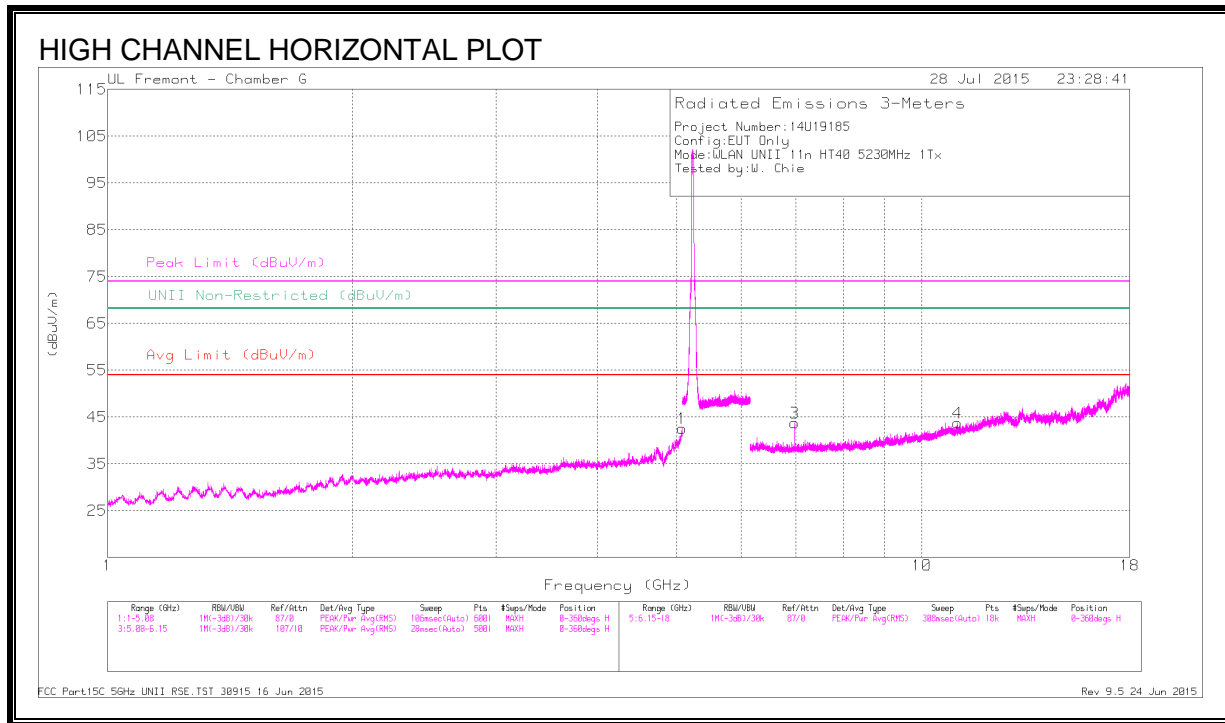
Marker	Frequency (GHz)	Meter Reading (dBuV)	Det	AF T862 (dB/m)	Amp/Cbl/Fitter/Pad (dB)	Corrected Reading (dBuV/m)	Avg Limit (dBuV/m)	Margin (dB)	Peak Limit (dBuV/m)	PK Margin (dB)	UNII Non-Restricted (dBuV/m)	PK Margin (dB)	Azimuth (Degs)	Height (cm)	Polarity
1	* 1.28	44.76	PK-U	29.2	-35.5	38.46	-	-	74	-35.54	-	-	283	219	V
	* 1.281	32.11	ADR	29.2	-35.5	25.81	54	-28.19	-	-	-	-	283	219	V
2	6.92	47.29	PK-U	35.5	-31.2	51.59	-	-	-	-	68.2	-16.61	38	113	H
3	10.392	39.53	PK-U	37.3	-27.2	49.63	-	-	-	-	68.2	-18.57	121	166	H
4	* 17.808	37.23	PK-U	41.4	-19.5	59.13	-	-	74	-14.87	-	-	24	216	H
	* 17.807	25.16	ADR	41.4	-19.5	47.06	54	-6.94	-	-	-	-	24	216	H
5	6.92	44.75	PK-U	35.5	-31.2	49.05	-	-	-	-	68.2	-19.15	52	136	V
6	10.379	39.5	PK-U	37.3	-27.1	49.7	-	-	-	-	68.2	-18.5	126	142	V

\* - indicates frequency in CFR15.205/IC8.10 Restricted Band

PK-U - U-NII: Maximum Peak

ADR - U-NII AD primary method, RMS average

**HIGH CHANNEL HARMONICS AND SPURIOUS EMISSIONS**



**DATA**

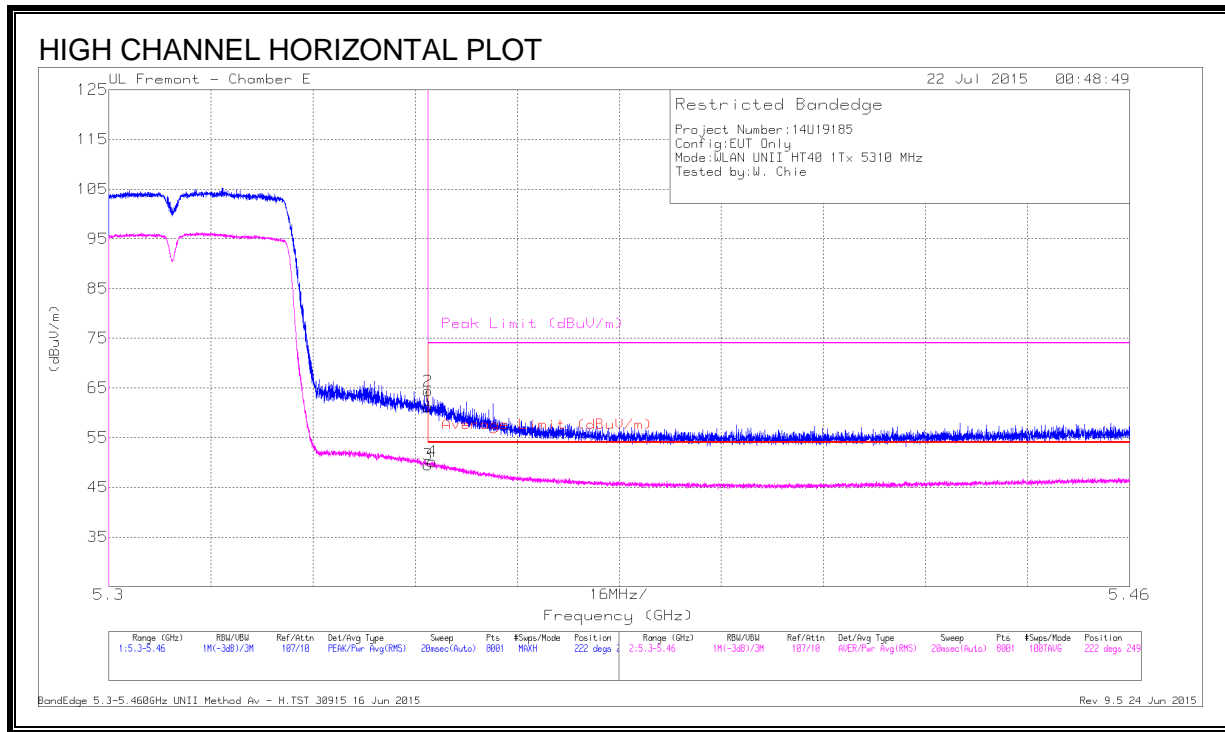
Marker	Frequency (GHz)	Meter Reading (dBuV)	Det	AF T862 (dB/m)	Amp/Cbl/Filtr/Pad (dB)	Corrected Reading (dBuV/m)	Avg Limit (dBuV/m)	Margin (dB)	Peak Limit (dBuV/m)	PK Margin (dB)	UNII Non-Restricted (dBuV/m)	PK Margin (dB)	Azimuth (Degs)	Height (cm)	Polarity
1	* 5.073	45	PK-U	34.2	-30.1	49.1	-	-	74	-24.9	-	-	32	194	H
	* 5.073	33.14	ADR	34.2	-30	37.34	54	-16.66	-	-	-	-	32	194	H
2	* 4.759	44.6	PK-U	33.9	-32.1	46.4	-	-	74	-27.6	-	-	326	189	V
	* 4.76	32.35	ADR	34	-32.1	34.25	54	-19.75	-	-	-	-	326	189	V
3	6.973	45.54	PK-U	35.5	-31.1	49.94	-	-	-	-	68.2	-18.26	48	144	H
4	* 11.059	38.94	PK-U	37.9	-26.5	50.34	-	-	74	-23.66	-	-	206	204	H
	* 11.059	26.53	ADR	37.9	-26.5	37.93	54	-16.07	-	-	-	-	206	204	H
5	10.464	38.89	PK-U	37.4	-27.6	48.69	-	-	-	-	68.2	-19.51	160	121	V
6	* 12.045	38.51	PK-U	38.9	-25.2	52.21	-	-	74	-21.79	-	-	28	113	V
	* 12.044	26.48	ADR	38.9	-25.2	40.18	54	-13.82	-	-	-	-	28	113	V

\* - indicates frequency in CFR15.205/IC8.10 Restricted Band

PK-U - U-NII: Maximum Peak

ADR - U-NII AD primary method, RMS average

**RESTRICTED BANDEDGE, CHAIN 1 (HIGH CHANNEL)**



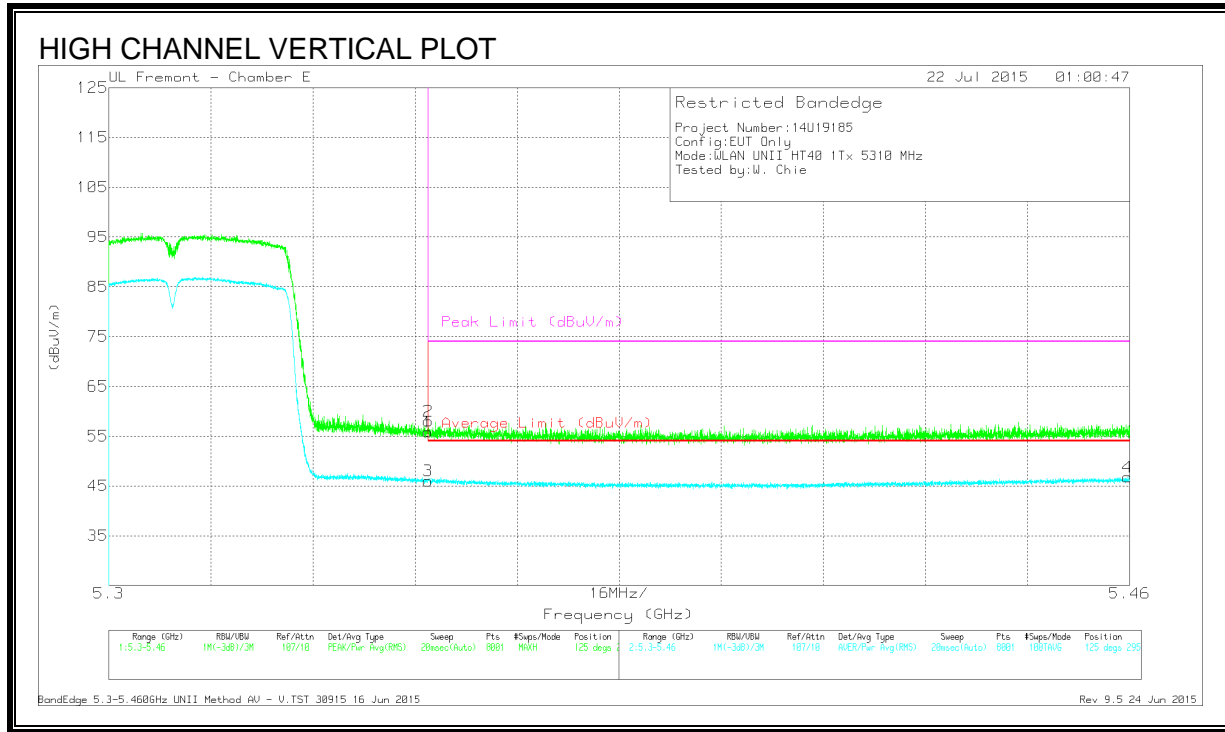
**DATA**

Marker	Frequency (GHz)	Meter Reading (dBuV)	Det	AF T346 (dB/m)	Amp/Cbl/Filtr/Pad (dB)	Corrected Reading (dBuV/m)	Average Limit (dBuV/m)	Margin (dB)	Peak Limit (dBuV/m)	PK Margin (dB)	Azimuth (Degs)	Height (cm)	Polarity
1	* 5.35	48.2	Pk	34.5	-21.5	61.2	-	-	74	-12.8	222	249	H
2	* 5.35	51.35	Pk	34.5	-21.5	64.35	-	-	74	-9.65	222	249	H
3	* 5.35	36.53	RMS	34.5	-21.5	49.53	54	-4.47	-	-	222	249	H
4	* 5.351	37.15	RMS	34.5	-21.5	50.15	54	-3.85	-	-	222	249	H

\* - indicates frequency in CFR15.205/IC8.10 Restricted Band

Pk - Peak detector

RMS - RMS detection



**DATA**

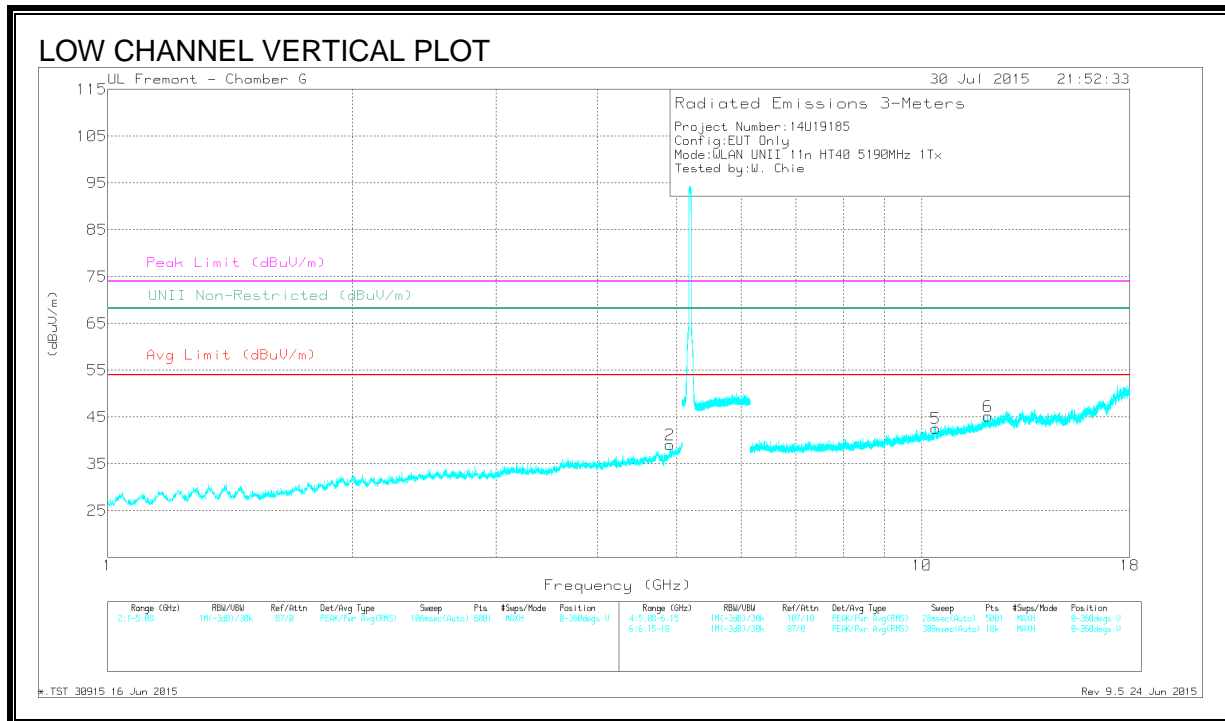
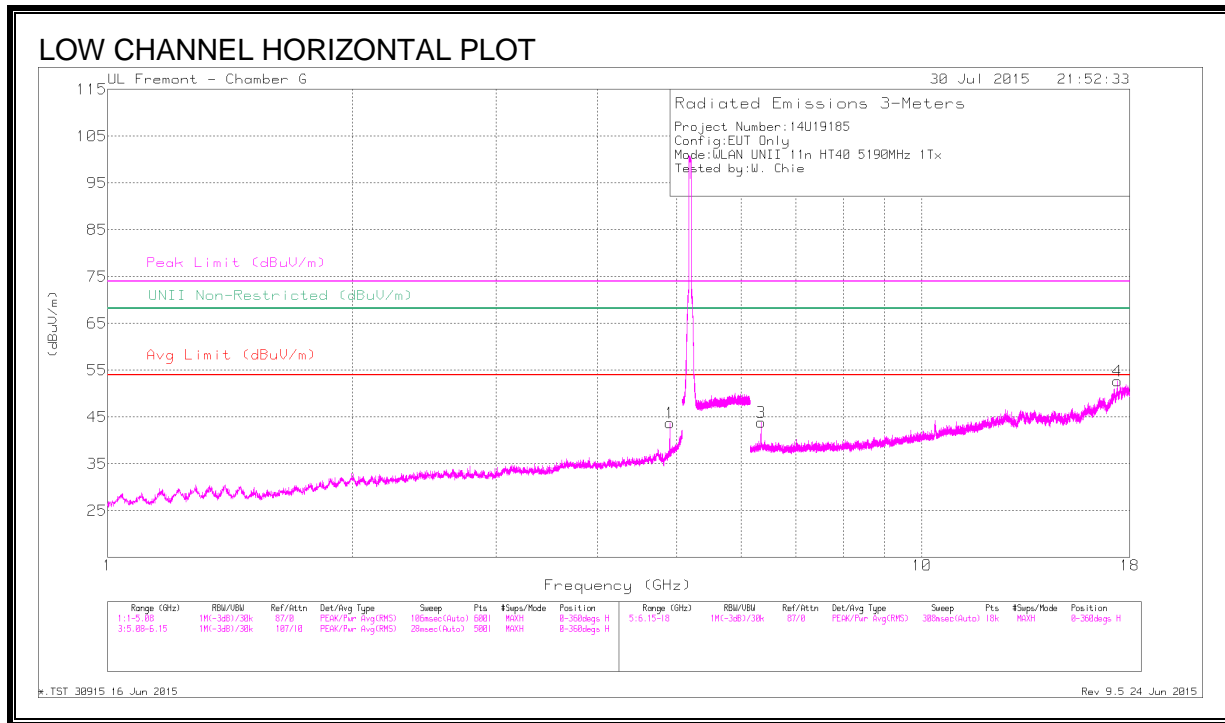
Marker	Frequency (GHz)	Meter Reading (dBuV)	Det	AF T346 (dB/m)	Amp/Cbl/Filtr/Pad (dB)	Corrected Reading (dBuV/m)	Average Limit (dBuV/m)	Margin (dB)	Peak Limit (dBuV/m)	PK Margin (dB)	Azimuth (Degs)	Height (cm)	Polarity
1	* 5.35	42.82	PK	34.5	-21.5	55.82	-	-	74	-18.18	125	295	V
2	* 5.35	44.99	PK	34.5	-21.5	57.99	-	-	74	-16.01	125	295	V
3	* 5.35	33	RMS	34.5	-21.5	46	54	-8	-	-	125	295	V
4	* 5.46	33.46	RMS	34.6	-21.3	46.76	54	-7.24	-	-	125	295	V

\* - indicates frequency in CFR15.205/IC8.10 Restricted Band

Pk - Peak detector

RMS - RMS detection

**LOW CHANNEL HARMONICS AND SPURIOUS EMISSIONS**





**DATA**

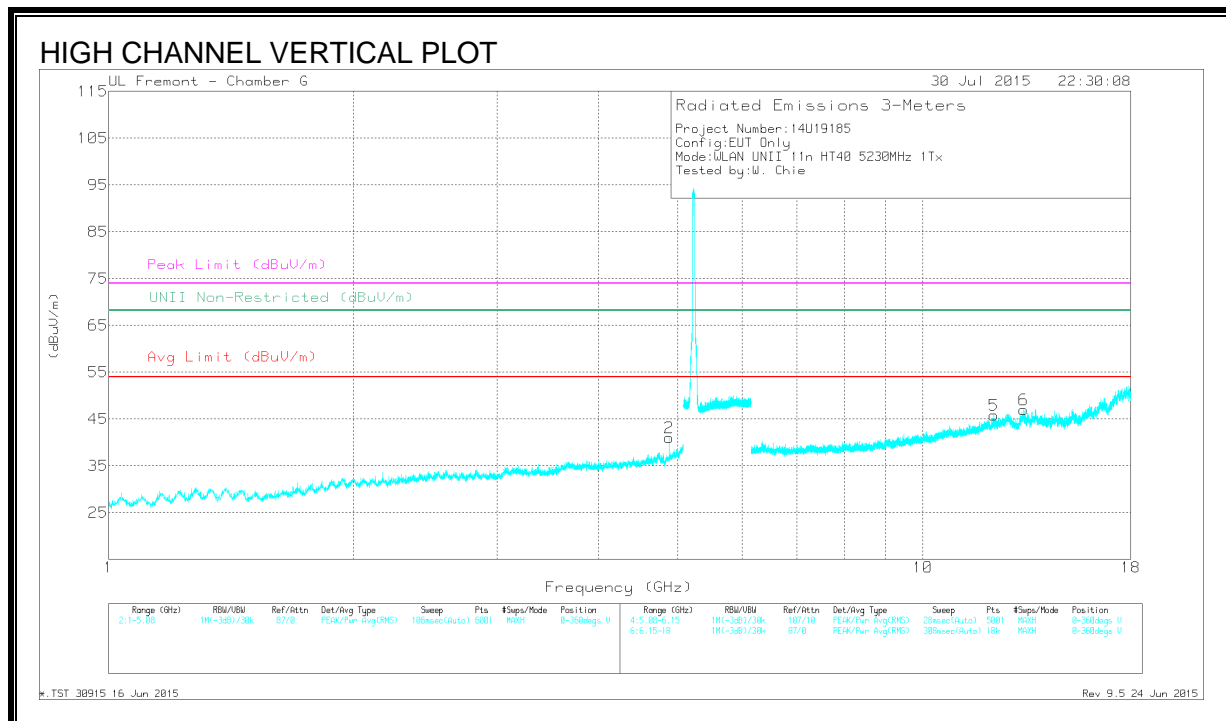
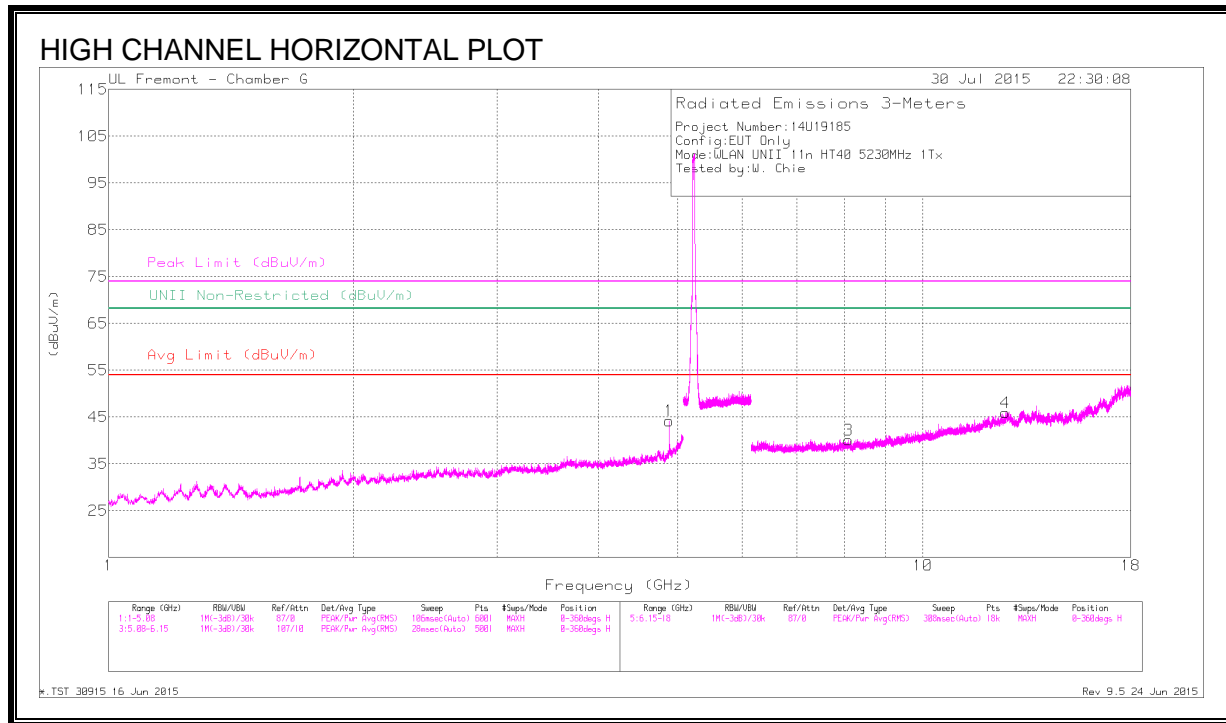
Marker	Frequency (GHz)	Meter Reading (dBuV)	Det	AF T862 (dB/m)	Amp/Cbl/Fitter/Pad (dB)	Corrected Reading (dBuV/m)	Avg Limit (dBuV/m)	Margin (dB)	Peak Limit (dBuV/m)	PK Margin (dB)	UNII Non-Restricted (dBuV/m)	PK Margin (dB)	Azimuth (Degs)	Height (cm)	Polarity
1	* 4.902	46.42	PK-U	34.1	-31.5	49.02	-	-	74	-24.98	-	-	133	105	H
	* 4.902	36.73	ADR	34.1	-31.5	39.33	54	-14.67	-	-	-	-	133	105	H
2	* 4.901	44.41	PK-U	34.1	-31.5	47.01	-	-	74	-26.99	-	-	130	116	V
	* 4.902	33.73	ADR	34.1	-31.5	36.33	54	-17.67	-	-	-	-	130	116	V
6	* 12.051	38.41	PK-U	38.9	-25.1	52.21	-	-	74	-21.79	-	-	250	400	V
	* 12.05	26.33	ADR	38.9	-25.1	40.13	54	-13.87	-	-	-	-	250	400	V
3	6.343	45.7	PK-U	35.7	-32.1	49.3	-	-	-	-	68.2	-18.9	169	189	H
5	10.394	39.54	PK-U	37.3	-27.2	49.64	-	-	-	-	68.2	-18.56	272	167	V
4	17.383	38.61	PK-U	41.4	-20.8	59.21	-	-	-	-	68.2	-8.99	195	118	H

\* - indicates frequency in CFR15.205/IC8.10 Restricted Band

PK-U - U-NII: Maximum Peak

ADR - U-NII AD primary method, RMS average

**HIGH CHANNEL HARMONICS AND SPURIOUS EMISSIONS**



**DATA**

Marker	Frequency (GHz)	Meter Reading (dBuV)	Det	AF T862 (dB/m)	Amp/Cbl/Fitter/Pad (dB)	Corrected Reading (dBuV/m)	Avg Limit (dBuV/m)	Margin (dB)	Peak Limit (dBuV/m)	PK Margin (dB)	UNII Non-Restricted (dBuV/m)	PK Margin (dB)	Azimuth (Degs)	Height (cm)	Polarity
1	* 4.881	46.08	PK-U	34	-31.6	48.48	-	-	74	-25.52	-	-	56	105	H
	* 4.881	39.35	ADR	34	-31.6	41.75	54	-12.25	-	-	-	-	56	105	H
2	* 4.881	44.8	PK-U	34	-31.6	47.2	-	-	74	-26.8	-	-	135	180	V
	* 4.881	35.99	ADR	34	-31.6	38.39	54	-15.61	-	-	-	-	135	180	V
3	* 8.104	40.87	PK-U	35.7	-29.6	46.97	-	-	74	-27.03	-	-	69	301	H
	* 8.104	28.58	ADR	35.7	-29.6	34.68	54	-19.32	-	-	-	-	69	301	H
4	* 12.637	38.6	PK-U	39.3	-25.3	52.6	-	-	74	-21.4	-	-	229	333	H
	* 12.638	26.59	ADR	39.3	-25.3	40.59	54	-13.41	-	-	-	-	229	333	H
5	* 12.222	38.56	PK-U	39	-24.8	52.76	-	-	74	-21.24	-	-	248	336	V
	* 12.223	26.12	ADR	39	-24.8	40.32	54	-13.68	-	-	-	-	248	336	V
6	* 13.291	38.66	PK-U	39.6	-24.6	53.66	-	-	74	-20.34	-	-	145	325	V
	* 13.29	26.52	ADR	39.6	-24.6	41.52	54	-12.48	-	-	-	-	145	325	V

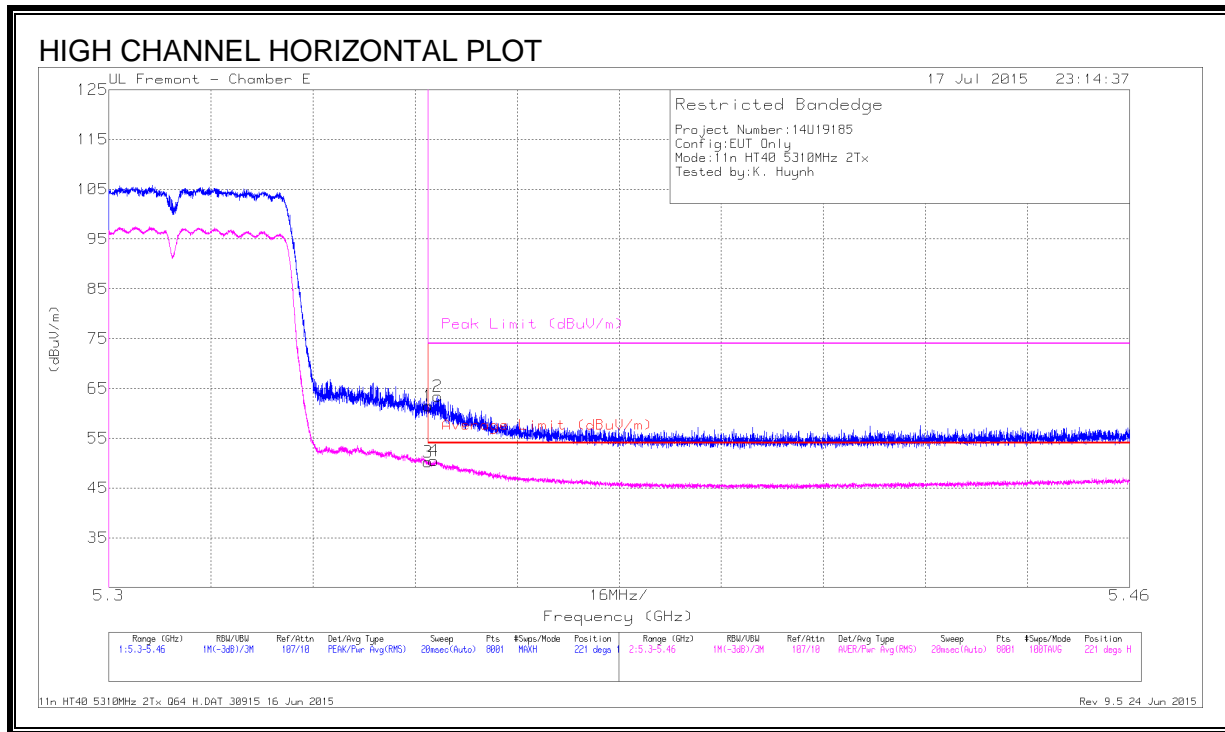
\* - indicates frequency in CFR15.205/IC8.10 Restricted Band

PK-U - U-NII: Maximum Peak

ADR - U-NII AD primary method, RMS average

### 9.11. 802.11n HT40 2Tx CDD MODE IN THE 5.3 GHz BAND

#### RESTRICTED BANDEDGE (HIGH CHANNEL)



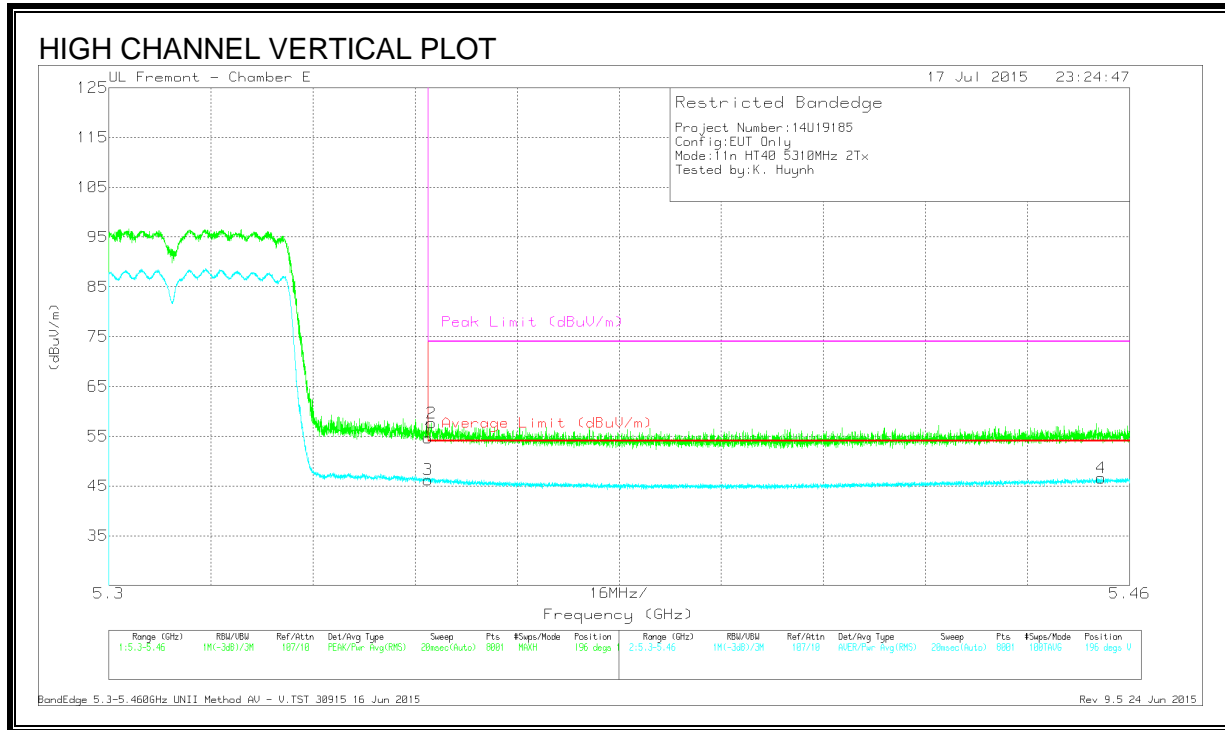
#### DATA

Marker	Frequency (GHz)	Meter Reading (dBuV)	Det	AF T346 (dB/m)	Amp/Cbl/Filtr/Pad (dB)	Corrected Reading (dBuV/m)	Average Limit (dBuV/m)	Margin (dB)	Peak Limit (dBuV/m)	PK Margin (dB)	Azimuth (Degs)	Height (cm)	Polarity
1	* 5.35	48.47	PK	34.5	-21.5	61.47	-	-	74	-12.53	221	176	H
2	* 5.352	50.45	PK	34.5	-21.5	63.45	-	-	74	-10.55	221	176	H
3	* 5.35	37.23	RMS	34.5	-21.5	50.23	54	-3.77	-	-	221	176	H
4	* 5.351	37.5	RMS	34.5	-21.5	50.5	54	-3.5	-	-	221	176	H

\* - indicates frequency in CFR15.205/IC8.10 Restricted Band

Pk - Peak detector

RMS - RMS detection



**DATA**

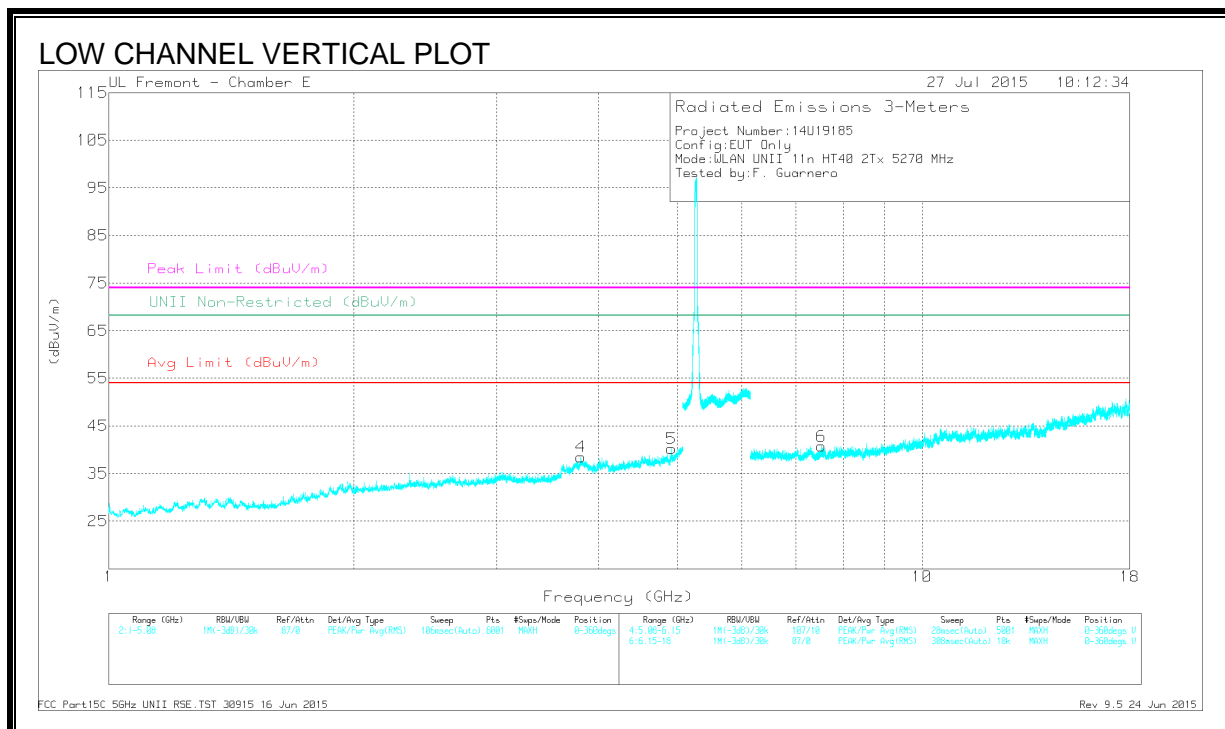
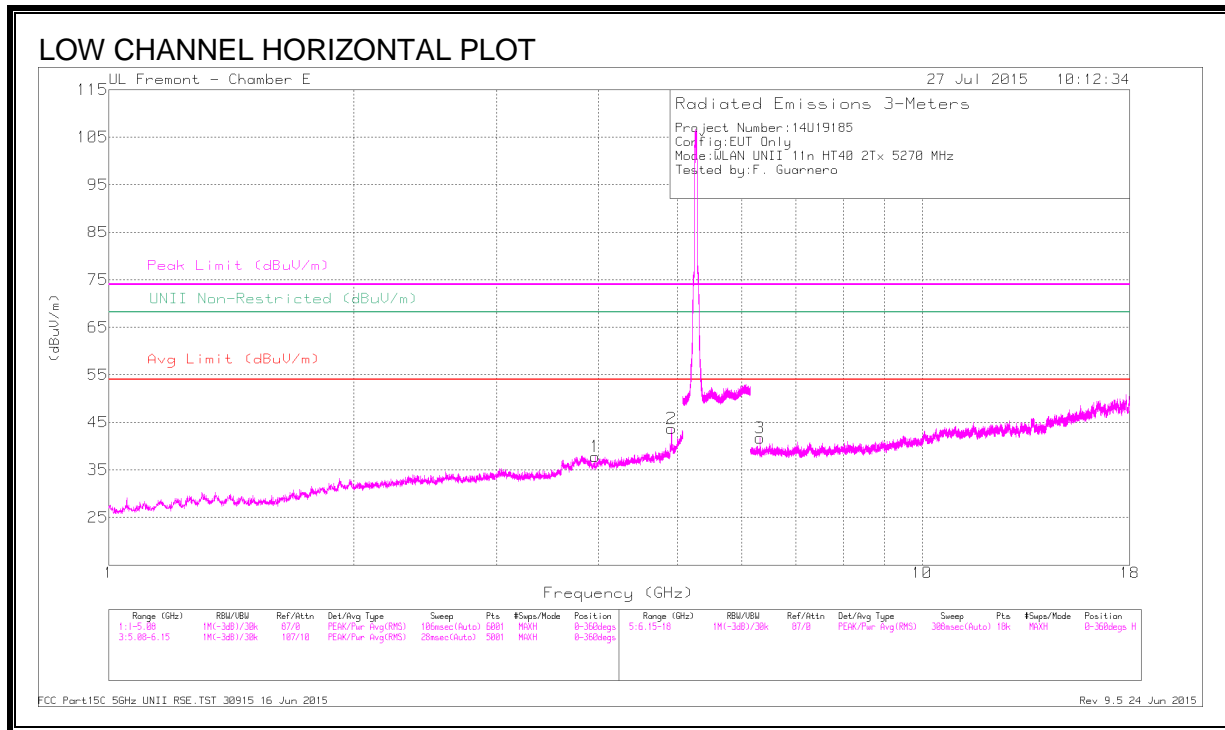
Marker	Frequency (GHz)	Meter Reading (dBuV)	Det	AF T346 (dB/m)	Amp/Cbl/ Fitr/Pad (dB)	Corrected Reading (dBuV/m)	Average Limit (dBuV/m)	Margin (dB)	Peak Limit (dBuV/m)	PK Margin (dB)	Azimuth (Degs)	Height (cm)	Polarity
1	* 5.35	41.62	PK	34.5	-21.5	54.62	-	-	74	-19.38	196	160	V
2	* 5.351	44.65	PK	34.5	-21.5	57.65	-	-	74	-16.35	196	160	V
3	* 5.35	33.23	RMS	34.5	-21.5	46.23	54	-7.77	-	-	196	160	V
4	* 5.456	33.41	RMS	34.6	-21.4	46.61	54	-7.39	-	-	196	160	V

\* - indicates frequency in CFR15.205/IC8.10 Restricted Band

Pk - Peak detector

RMS - RMS detection

**LOW CHANNEL HARMONICS AND SPURIOUS EMISSIONS**



**DATA**

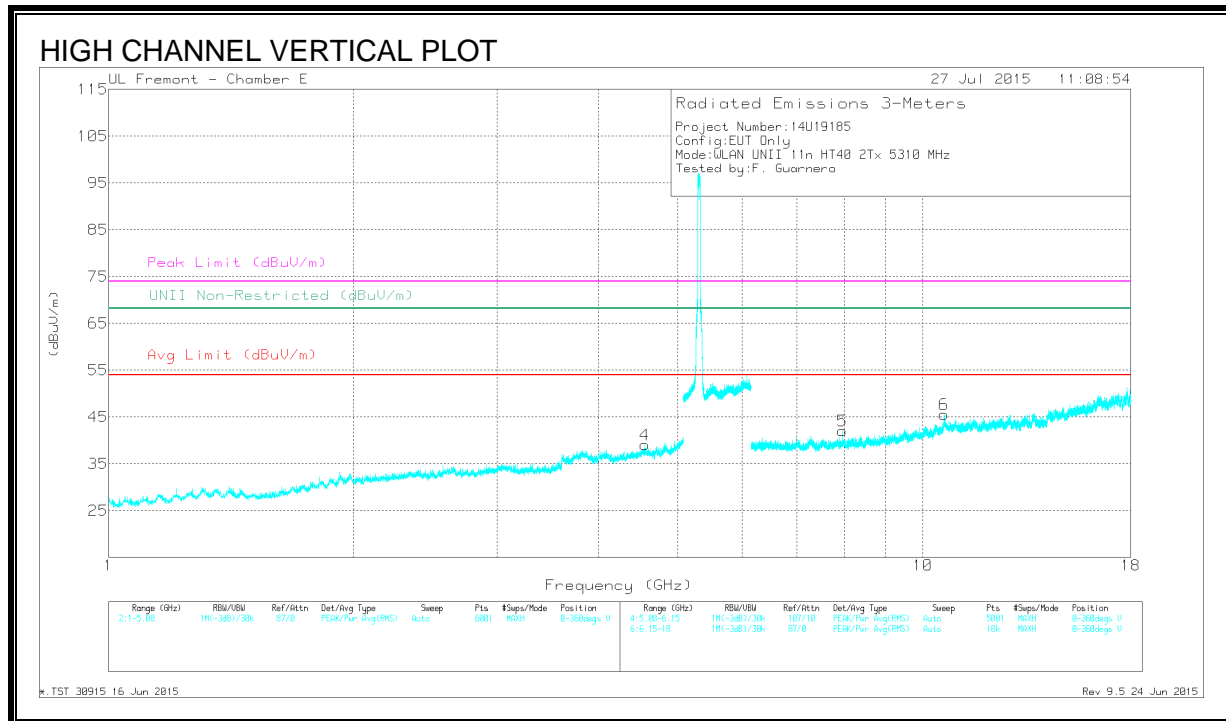
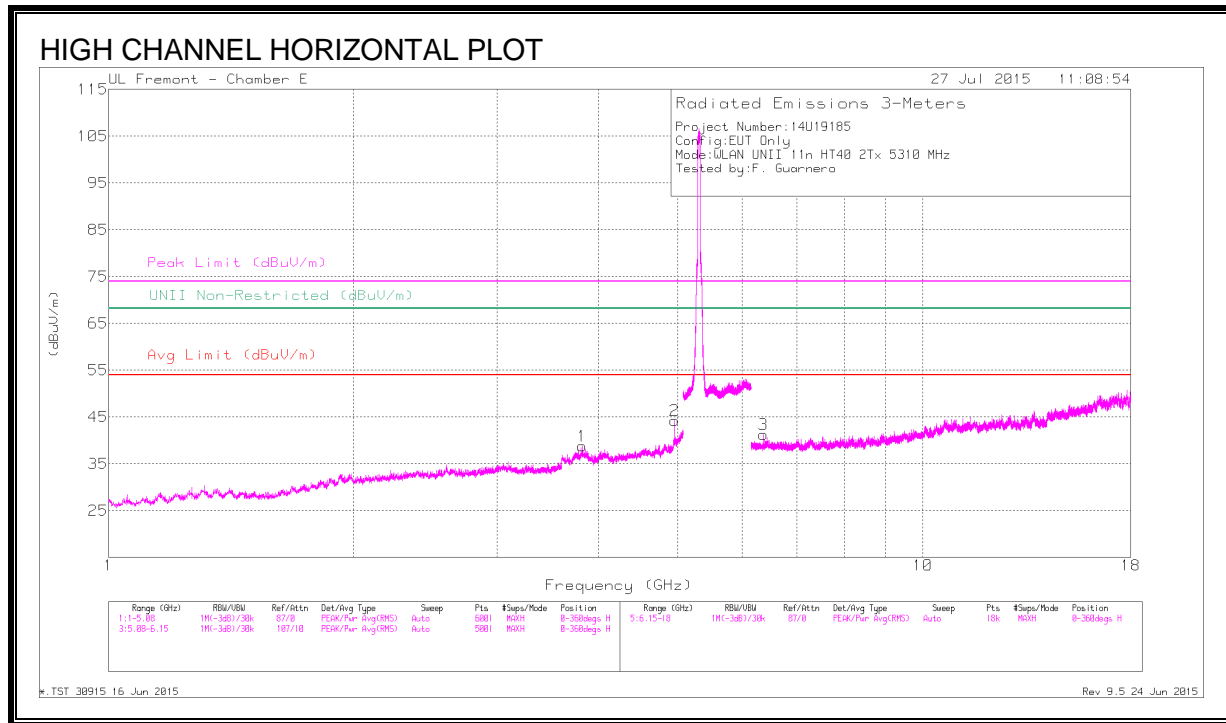
Markers	Frequency (GHz)	Meter Reading (dBuV)	Det	AF T346 (dB/m)	Amp/Cb/Fl tr/Pad (dB)	Corrected Reading (dBuV/m)	Avg Limit (dBuV/m)	Margin (dB)	Peak Limit (dBuV/m)	PK Margin (dB)	UNII Non-Restricted (dBuV/m)	PK Margin (dB)	Azimuth (Degs)	Height (cm)	Polarity
1	* 3.963	42.22	PK-U	33.4	-31.8	43.82	-	-	74	-30.18	-	-	198	133	H
	* 3.963	30.61	ADR	33.4	-31.8	32.21	54	-21.79	-	-	-	-	198	133	H
2	* 4.919	45.03	PK-U	34.1	-30.3	48.83	-	-	74	-25.17	-	-	144	117	H
	* 4.919	37.34	ADR	34.1	-30.3	41.14	54	-12.86	-	-	-	-	144	117	H
3	6.324	43.05	PK-U	35.4	-29.6	48.85	-	-	-	-	68.2	-19.35	210	163	H
4	* 3.806	42.37	PK-U	33.5	-31	44.87	-	-	74	-29.13	-	-	43	342	V
	* 3.807	30.95	ADR	33.5	-31	33.45	54	-20.55	-	-	-	-	43	342	V
5	* 4.919	43.46	PK-U	34.1	-30.3	47.26	-	-	74	-26.74	-	-	236	214	V
	* 4.919	33.74	ADR	34.1	-30.3	37.54	54	-16.46	-	-	-	-	236	214	V
6	* 7.515	38.69	PK-U	35.6	-28	46.29	-	-	74	-27.71	-	-	279	339	V
	* 7.515	27.34	ADR	35.6	-28	34.94	54	-19.06	-	-	-	-	279	339	V

\* - indicates frequency in CFR15.205/IC8.10 Restricted Band

PK-U - U-NII: Maximum Peak

ADR - U-NII AD primary method, RMS average

**HIGH CHANNEL HARMONICS AND SPURIOUS EMISSIONS**





**DATA**

Marker	Frequency (GHz)	Meter Reading (dBuV)	Det	AF T346 (dB/m)	Amp/Cbl/FI tr/Pad (dB)	Corrected Reading (dBuV/m)	Avg Limit (dBuV/m)	Margin (dB)	Peak Limit (dBuV/m)	PK Margin (dB)	UNII Non-Restricted (dBuV/m)	PK Margin (dB)	Azimuth (Degs)	Height (cm)	Polarity
1	* 3.817	43.31	PK-U	33.5	-30.7	46.11	-	-	74	-27.89	-	-	93	163	H
	* 3.82	30.81	ADR	33.5	-30.7	33.61	54	-20.39	-	-	-	-	93	163	H
2	* 4.956	46.95	PK-U	34.1	-30.5	50.55	-	-	74	-23.45	-	-	206	109	H
	* 4.956	39.63	ADR	34.1	-30.5	43.23	54	-10.77	-	-	-	-	206	109	H
3	6.372	41.96	PK-U	35.5	-29	48.46	-	-	-	-	68.2	-19.74	208	166	H
4	* 4.559	41.91	PK-U	34.1	-30.4	45.61	-	-	74	-28.39	-	-	60	384	V
	* 4.561	30.2	ADR	34.1	-30.4	33.9	54	-20.1	-	-	-	-	60	384	V
5	7.962	39.26	PK-U	35.8	-27.8	47.26	-	-	-	-	68.2	-20.94	211	229	V
6	* 10.612	39.52	PK-U	37.7	-25.3	51.92	-	-	74	-22.08	-	-	186	128	V
	* 10.615	28.26	ADR	37.7	-25.2	40.76	54	-13.24	-	-	-	-	186	128	V

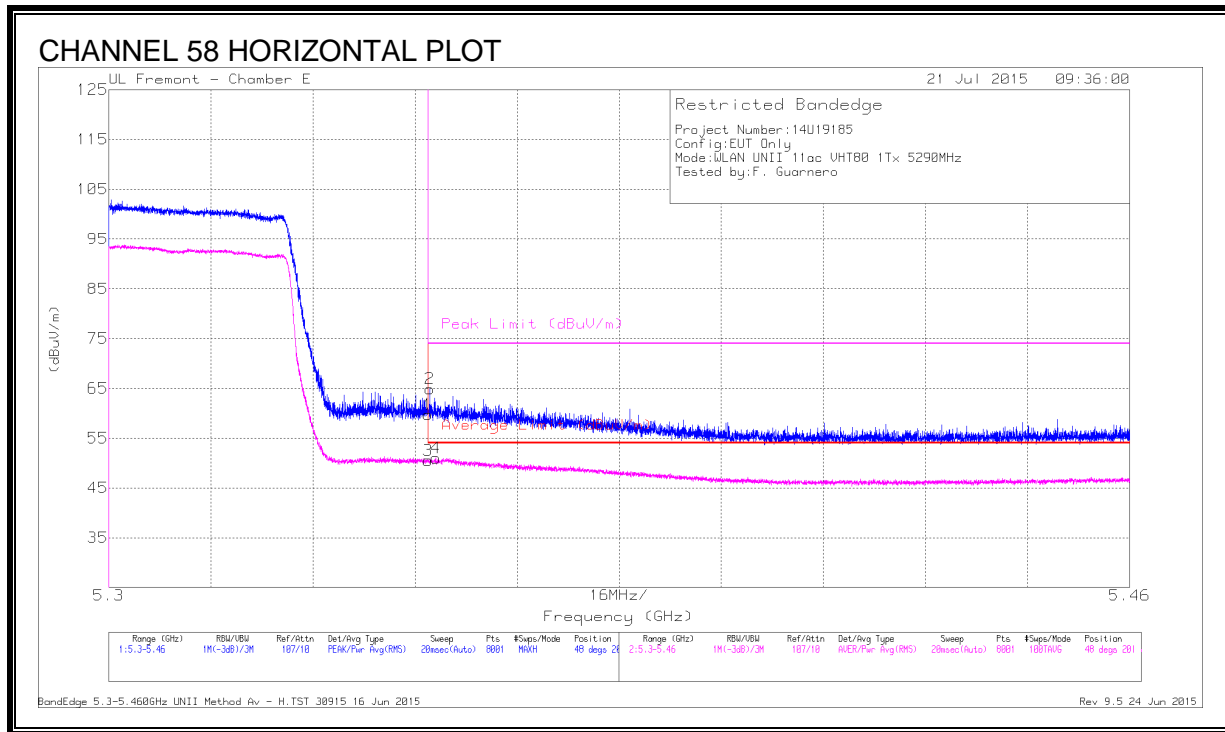
\* - indicates frequency in CFR15.205/IC8.10 Restricted Band

PK-U - U-NII: Maximum Peak

ADR - U-NII AD primary method, RMS average

### 9.12. 802.11ac VHT80 1Tx MODE IN THE 5.3 GHz BAND

#### RESTRICTED BANDEDGE, CHAIN 0 (HIGH CHANNEL, CH 58)



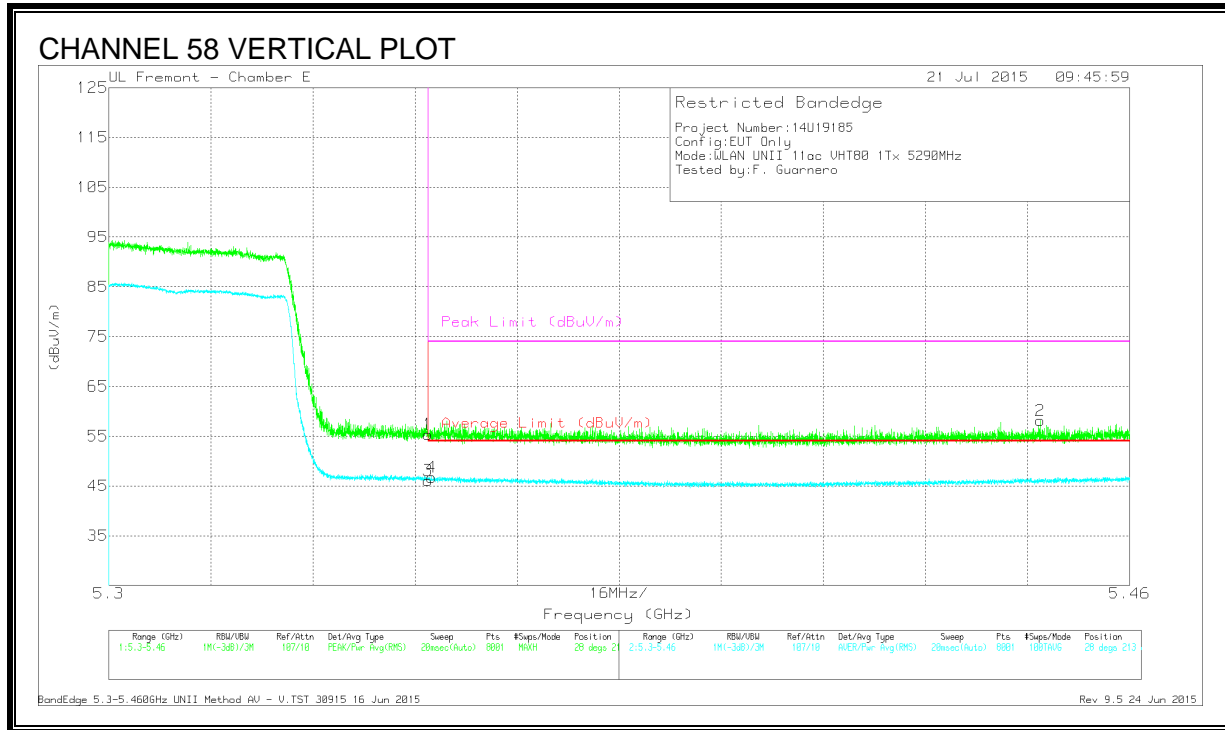
#### DATA

Marker	Frequency (GHz)	Meter Reading (dBuV)	Det	AFT346 (dB/m)	Amp/Cbl/Fit r/Pad (dB)	DC Corr (dB)	Corrected Reading (dBuV/m)	Average Limit (dBuV/m)	Margin (dB)	Peak Limit (dBuV/m)	PK Margin (dB)	Azimuth (Degs)	Height (cm)	Polarity
1	* 5.35	46.75	Pk	34.5	-21.5	0	59.75	-	-	74	-14.25	48	201	H
2	* 5.35	51.92	Pk	34.5	-21.5	0	64.92	-	-	74	-9.08	48	201	H
3	* 5.35	37.33	RMS	34.5	-21.5	.19	50.52	54	-3.48	-	-	48	201	H
4	* 5.351	37.82	RMS	34.5	-21.5	.19	51.01	54	-2.99	-	-	48	201	H

\* - indicates frequency in CFR15.205/IC8.10 Restricted Band

Pk - Peak detector

RMS - RMS detection



**DATA**

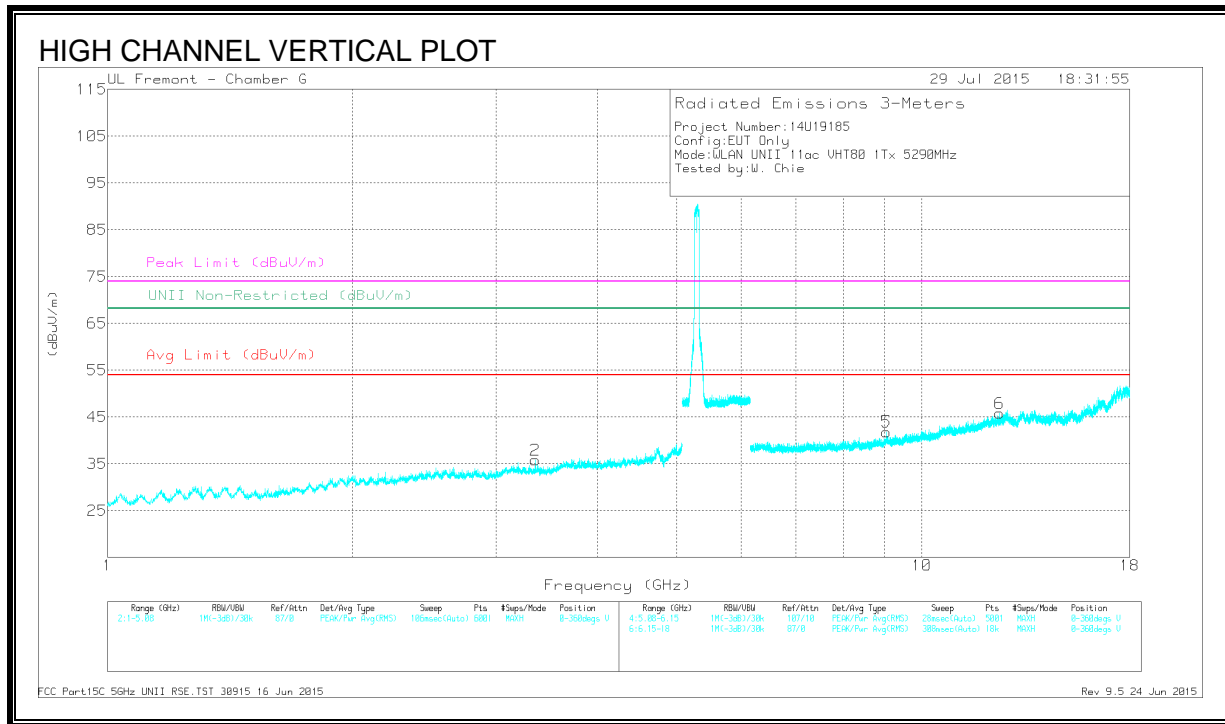
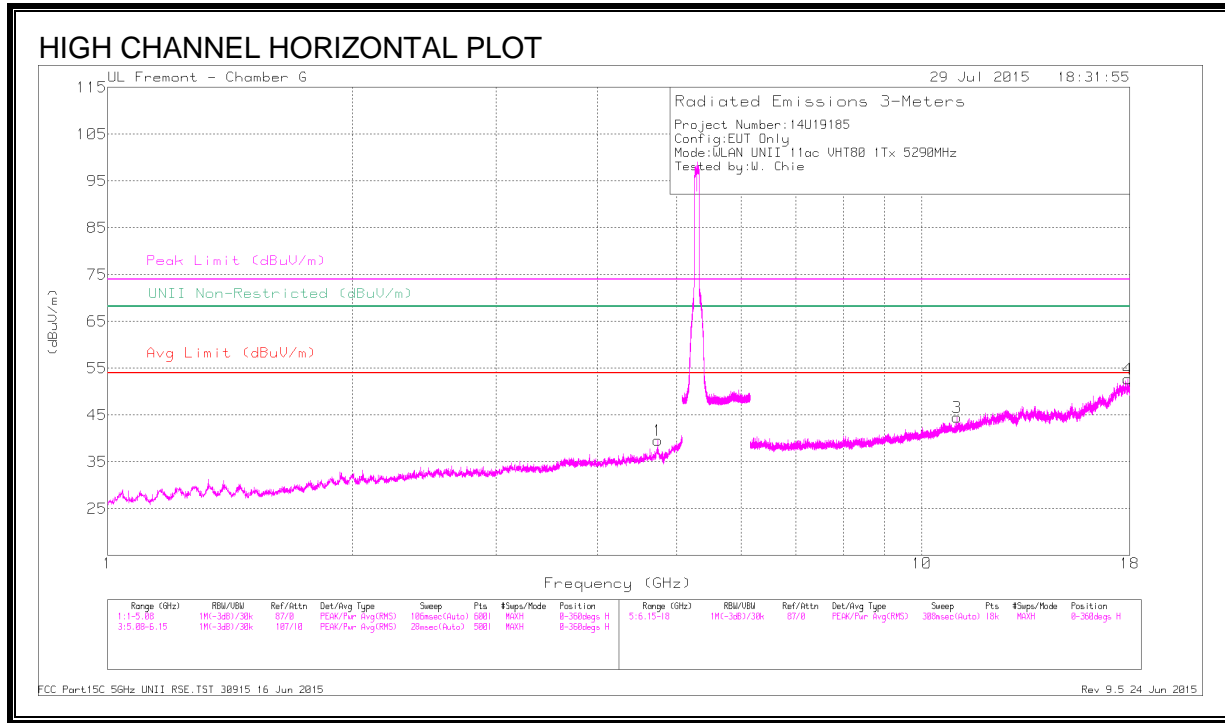
Marker	Frequency (GHz)	Meter Reading (dBuV)	Det	AFT346 (dB/m)	Amp/Cbl/Fit r/Pad (dB)	DC Corr (dB)	Corrected Reading (dBuV/m)	Average Limit (dBuV/m)	Margin (dB)	Peak Limit (dBuV/m)	PK Margin (dB)	Azimuth (Degs)	Height (cm)	Polarity
1	* 5.35	42.36	Pk	34.5	-21.5	0	55.36	-	-	74	-18.64	28	213	V
2	* 5.446	44.95	Pk	34.6	-21.4	0	58.15	-	-	74	-15.85	28	213	V
3	* 5.35	33.1	RMS	34.5	-21.5	.19	46.29	54	-7.71	-	-	28	213	V
4	* 5.351	33.73	RMS	34.5	-21.5	.19	46.92	54	-7.08	-	-	28	213	V

\* - indicates frequency in CFR15.205/IC8.10 Restricted Band

Pk - Peak detector

RMS - RMS detection

**HIGH CHANNEL HARMONICS AND SPURIOUS EMISSIONS**



**DATA**

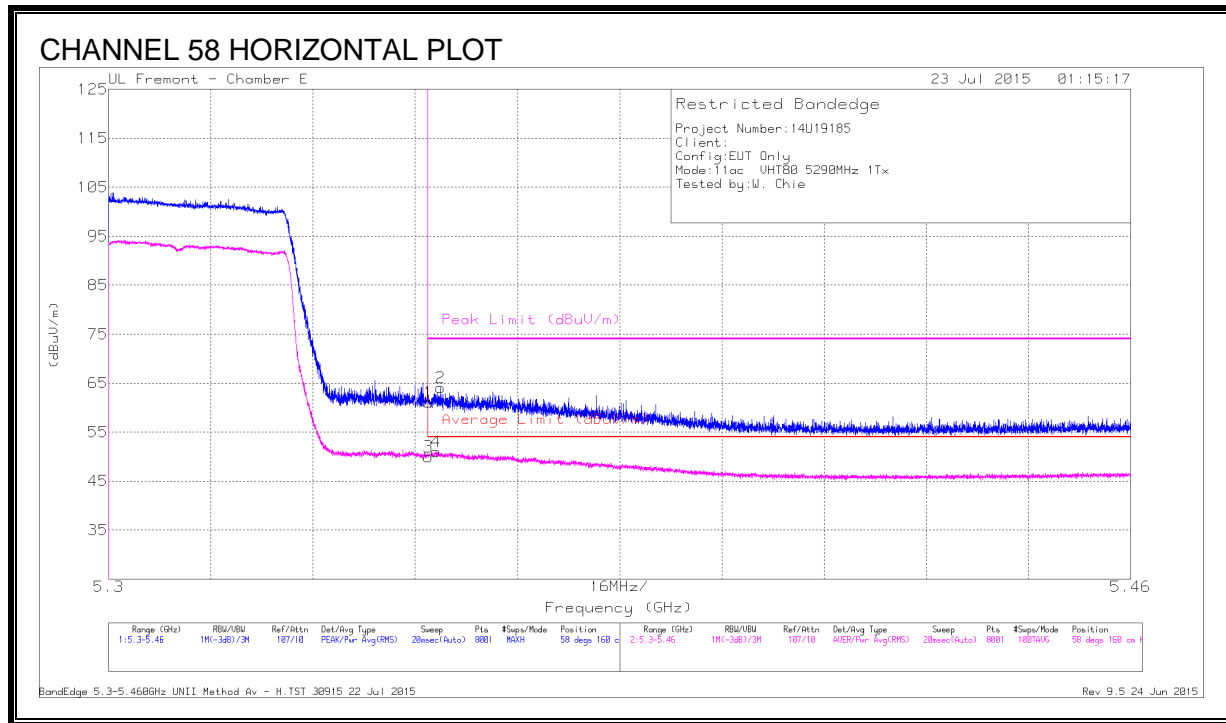
Marker	Frequency (GHz)	Meter Reading (dBuV)	Det	AF T862 (dB/m)	Amp/Cbl/Fitr/Pad (dB)	DC Corr (dB)	Corrected Reading (dBuV/m)	Avg Limit (dBuV/m)	Margin (dB)	Peak Limit (dBuV/m)	PK Margin (dB)	UNII Non-Restricted (dBuV/m)	PK Margin (dB)	Azimuth (Degs)	Height (cm)	Polarity
1	* 4.741	45.22	PK-U	33.9	-31.9	0	47.22	-	-	74	-26.78	-	-	10	149	H
	* 4.74	32.68	ADR	33.9	-31.8	.19	34.97	54	-19.03	-	-	-	-	10	149	H
2	* 3.351	42.22	PK-U	32.7	-32.8	0	42.12	-	-	74	-31.88	-	-	113	219	V
	* 3.352	29.93	ADR	32.7	-32.8	.19	30.02	54	-23.98	-	-	-	-	113	219	V
3	* 11.041	38.97	PK-U	37.9	-26.3	0	50.57	-	-	74	-23.43	-	-	56	394	H
	* 11.041	26.37	ADR	37.9	-26.3	.19	38.16	54	-15.84	-	-	-	-	56	394	H
4	* 17.902	36.95	PK-U	41.4	-19.3	0	59.05	-	-	74	-14.95	-	-	138	110	H
	* 17.901	24.72	ADR	41.4	-19.3	.19	47.01	54	-6.99	-	-	-	-	138	110	H
5	* 9.047	39.94	PK-U	36.2	-28.2	0	47.94	-	-	74	-26.06	-	-	323	133	V
	* 9.046	27.99	ADR	36.2	-28.2	.19	36.18	54	-17.82	-	-	-	-	323	133	V
6	* 12.45	38.73	PK-U	39.1	-25.4	0	52.43	-	-	74	-21.57	-	-	177	366	V
	* 12.449	26.66	ADR	39.1	-25.4	.19	40.55	54	-13.45	-	-	-	-	177	366	V

\* - indicates frequency in CFR15.205/IC8.10 Restricted Band

PK-U - U-NII: Maximum Peak

ADR - U-NII AD primary method, RMS average

**RESTRICTED BANDEDGE, CHAIN 1 (HIGH CHANNEL, CH 58)**



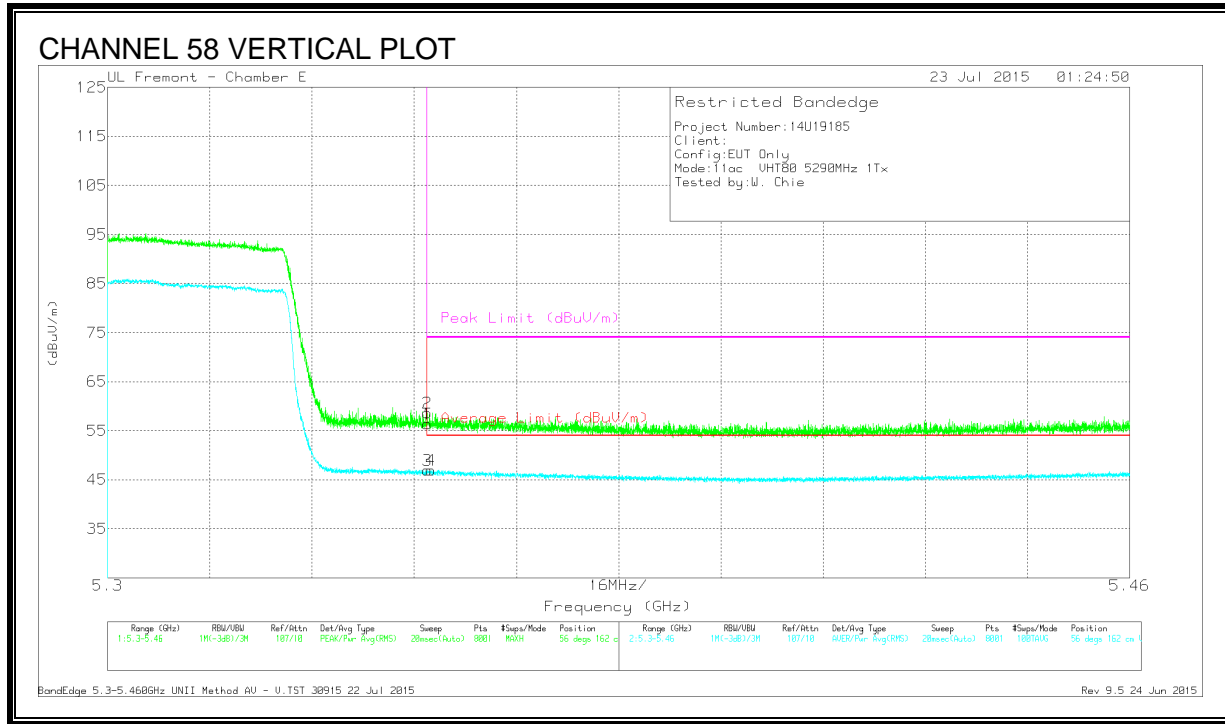
**DATA**

Marker	Frequency (GHz)	Meter Reading (dBuV)	Det	AF T346 (dB/m)	Amp/Cbl/Filtr/Pad (dB)	DC Corr (dB)	Corrected Reading (dBuV/m)	Average Limit (dBuV/m)	Margin (dB)	Peak Limit (dBuV/m)	PK Margin (dB)	Azimuth (Degs)	Height (cm)	Polarity
1	* 5.35	48.06	Pk	34.5	-21.5	0	61.06	-	-	74	-12.94	58	160	H
2	* 5.352	51.11	Pk	34.5	-21.5	0	64.11	-	-	74	-9.89	58	160	H
3	* 5.35	36.98	RMS	34.5	-21.5	.19	50.17	54	-3.83	-	-	58	160	H
4	* 5.351	38	RMS	34.5	-21.5	.19	51.19	54	-2.81	-	-	58	160	H

\* - indicates frequency in CFR15.205/IC8.10 Restricted Band

Pk - Peak detector

RMS - RMS detection



**DATA**

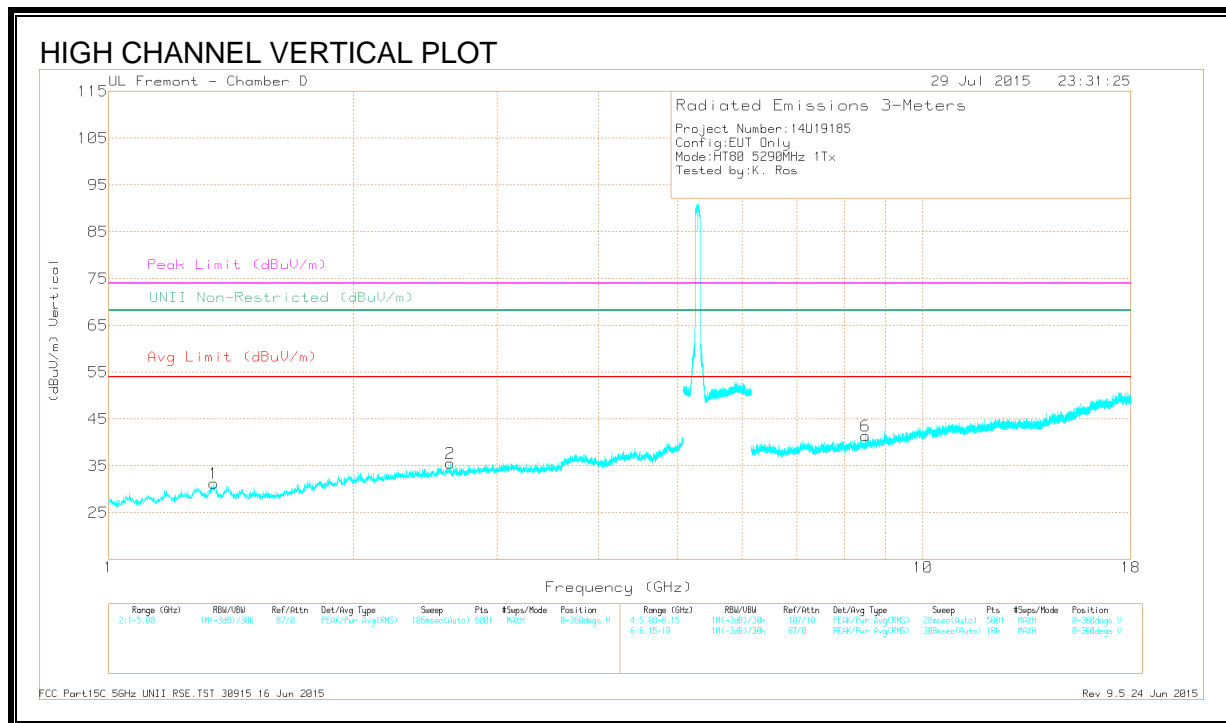
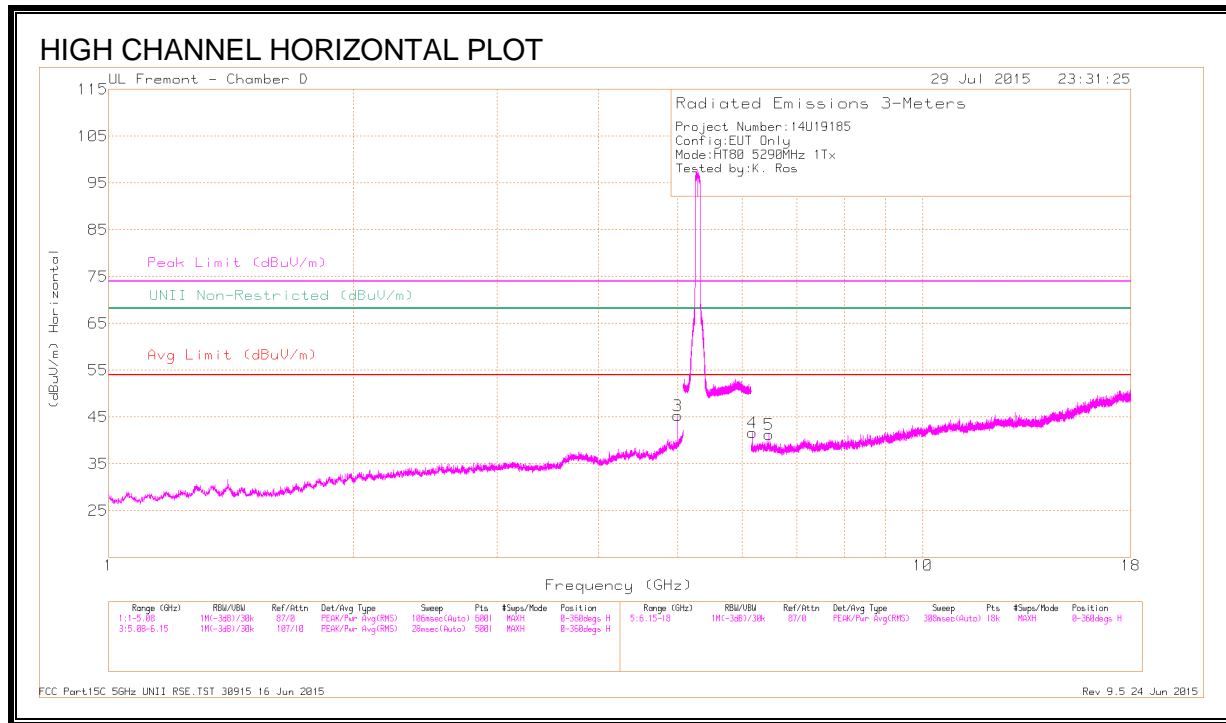
Marker	Frequency (GHz)	Meter Reading (dBuV)	Det	AF T346 (dB/m)	Amp/Cbl/Filtr/Pad (dB)	DC Corr (dB)	Corrected Reading (dBuV/m)	Average Limit (dBuV/m)	Margin (dB)	Peak Limit (dBuV/m)	PK Margin (dB)	Azimuth (Degs)	Height (cm)	Polarity
1	* 5.35	43.43	Pk	34.5	-21.5	0	56.43	-	-	74	-17.57	56	162	V
2	* 5.35	45.6	Pk	34.5	-21.5	0	58.6	-	-	74	-15.4	56	162	V
3	* 5.35	33.97	RMS	34.5	-21.5	.19	47.16	54	-6.84	-	-	56	162	V
4	* 5.351	33.98	RMS	34.5	-21.5	.19	47.17	54	-6.83	-	-	56	162	V

\* - indicates frequency in CFR15.205/IC8.10 Restricted Band

Pk - Peak detector

RMS - RMS detection

**HIGH CHANNEL HARMONICS AND SPURIOUS EMISSIONS**





**DATA**

Marker	Frequency (GHz)	Meter Reading (dBuV)	Det	AF T344 (dB/m)	Amp/Cbl/Fitr /Pad (dB)	DC Corr (dB)	Corrected Reading (dBuV/m)	Avg Limit (dBuV/m)	Margin (dB)	Peak Limit (dBuV/m)	PK Margin (dB)	UNII Non-Restricted (dBuV/m)	PK Margin (dB)	Azimuth (Degs)	Height (cm)	Polarity
1	* 1.346	40.99	PK-U	28.8	-31.5	0	38.29	-	-	74	-35.71	-	-	19	368	V
	* 1.345	28.93	ADR	28.8	-31.5	.19	26.42	54	-27.58	-	-	-	-	19	368	V
2	2.627	39.97	PK-U	32.4	-30.1	0	42.27	-	-	-	-	68.2	-25.93	286	322	V
3	* 4.996	42.03	PK-U	34.3	-26.8	0	49.53	-	-	74	-24.47	-	-	302	245	H
	* 4.996	33.81	ADR	34.3	-26.8	.19	41.5	54	-12.5	-	-	-	-	302	245	H
6	* 8.496	35.62	PK-U	35.7	-24.1	0	47.22	-	-	74	-26.78	-	-	199	177	V
	* 8.497	24.05	ADR	35.7	-24.1	.19	35.84	54	-18.16	-	-	-	-	199	177	V
5	6.466	37.88	PK-U	35.5	-25.9	0	47.48	-	-	-	-	68.2	-20.72	25	106	H
4	6.172	38.87	PK-U	35.5	-26.4	0	47.97	-	-	-	-	68.2	-20.23	325	124	H

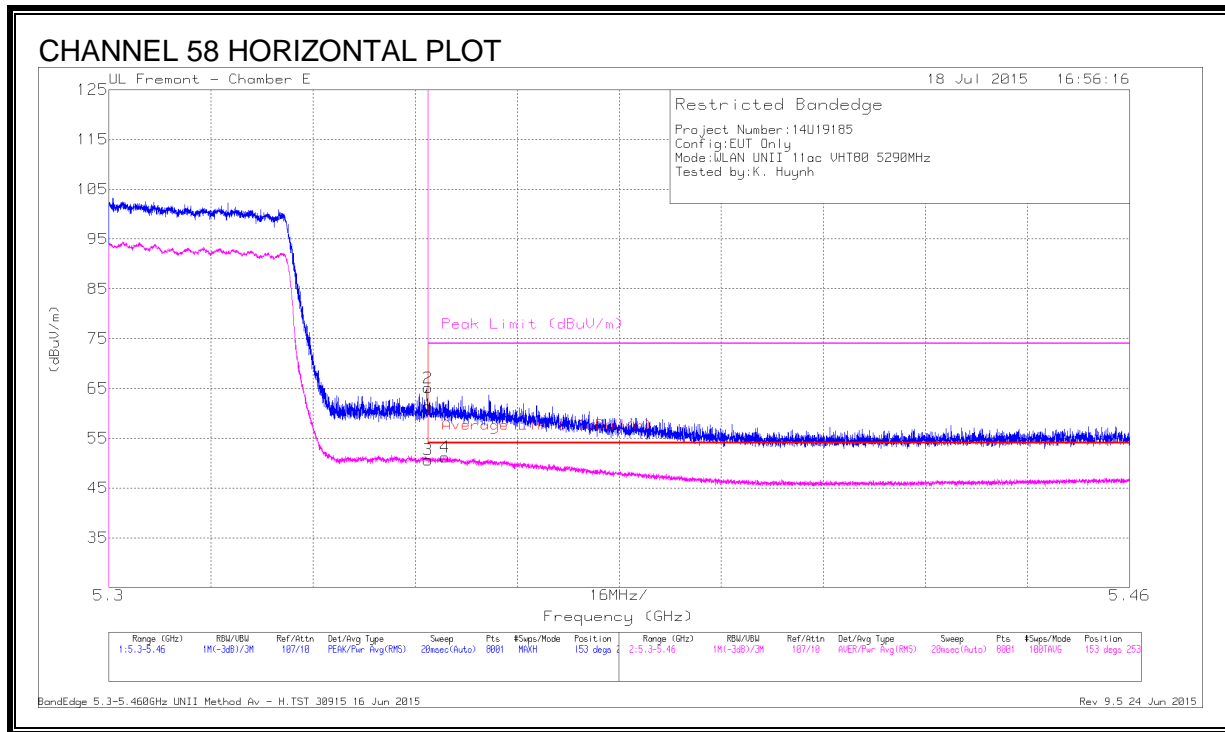
\* - indicates frequency in CFR15.205/IC8.10 Restricted Band

PK-U - U-NII: Maximum Peak

ADR - U-NII AD primary method, RMS average

### 9.13. 802.11ac VHT80 2Tx CDD MODE IN THE 5.3 GHz BAND

#### RESTRICTED BANDEDGE (HIGH CHANNEL, CH 58)



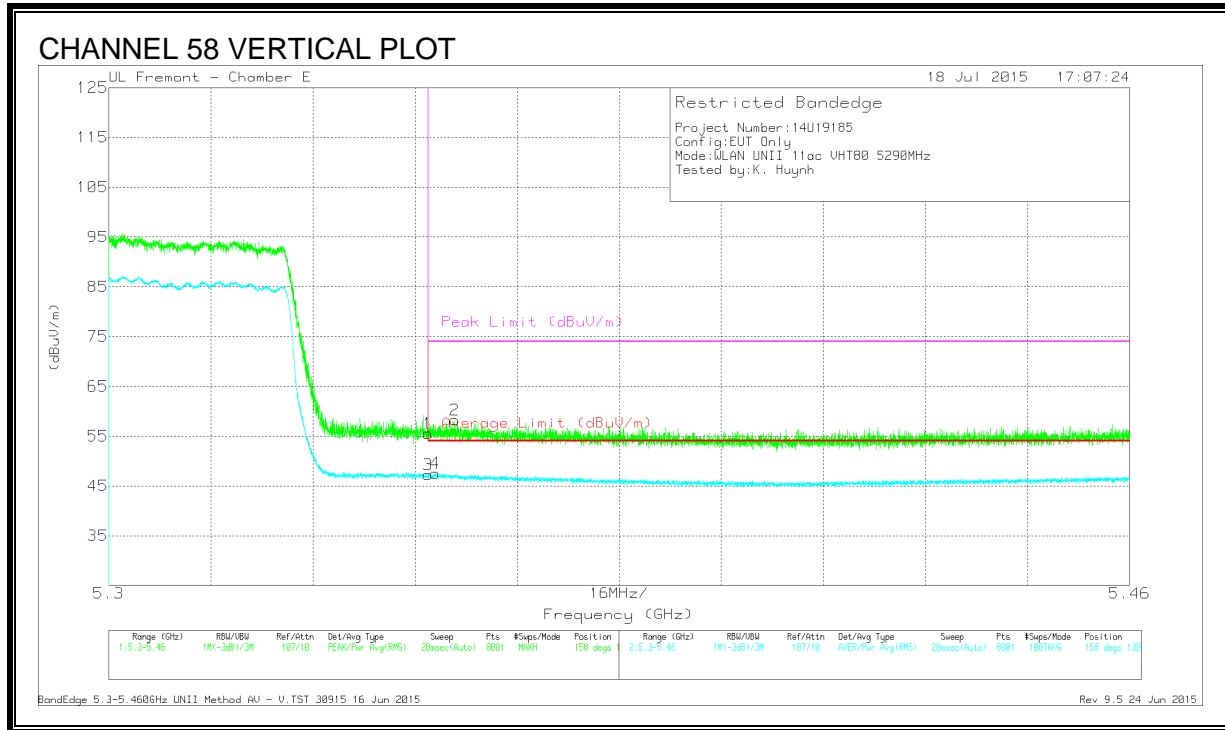
#### DATA

Marker	Frequency (GHz)	Meter Reading (dBuV)	Det	AFT346 (dB/m)	Amp/Cbl/Fit r/Pad (dB)	DC Corr (dB)	Corrected Reading (dBuV/m)	Average Limit (dBuV/m)	Margin (dB)	Peak Limit (dBuV/m)	PK Margin (dB)	Azimuth (Degs)	Height (cm)	Polarity
1	* 5.35	48.48	Pk	34.5	-21.5	0	61.48	-	-	74	-12.52	153	253	H
2	* 5.35	52.11	Pk	34.5	-21.5	0	65.11	-	-	74	-8.89	153	253	H
3	* 5.35	37.43	RMS	34.5	-21.5	.22	50.65	54	-3.35	-	-	153	253	H
4	* 5.353	38	RMS	34.5	-21.5	.22	51.22	54	-2.78	-	-	153	253	H

\* - indicates frequency in CFR15.205/IC8.10 Restricted Band

Pk - Peak detector

RMS - RMS detection



**DATA**

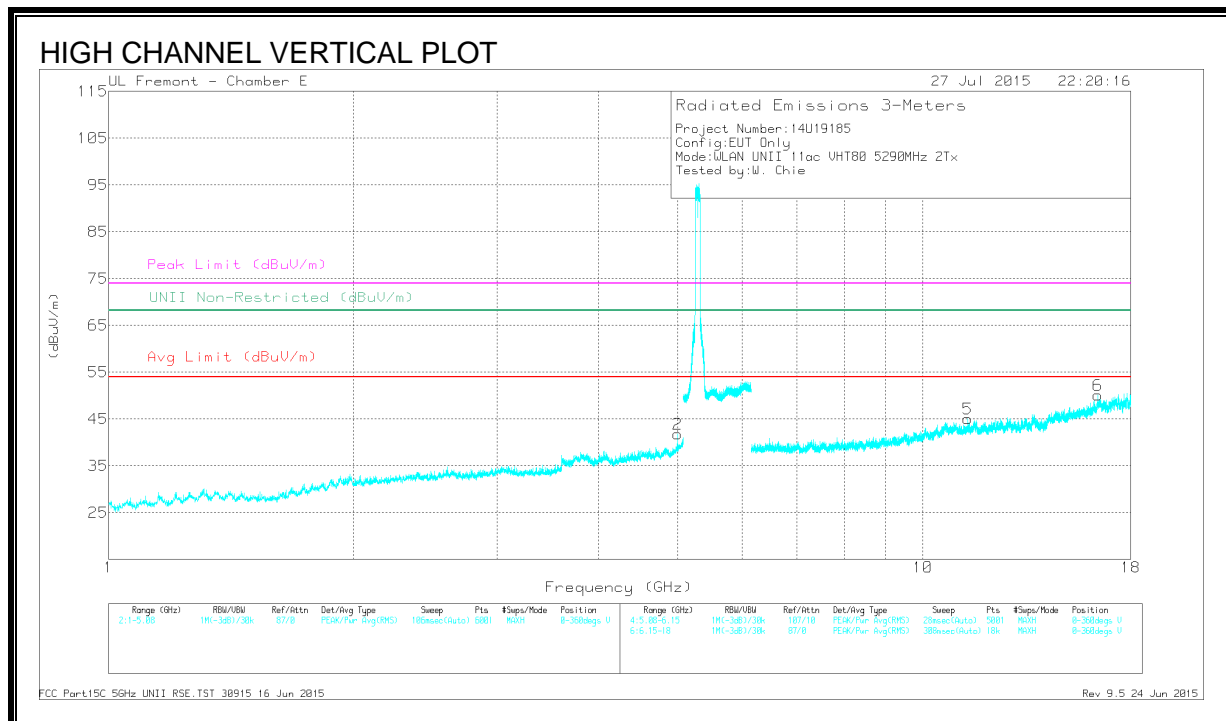
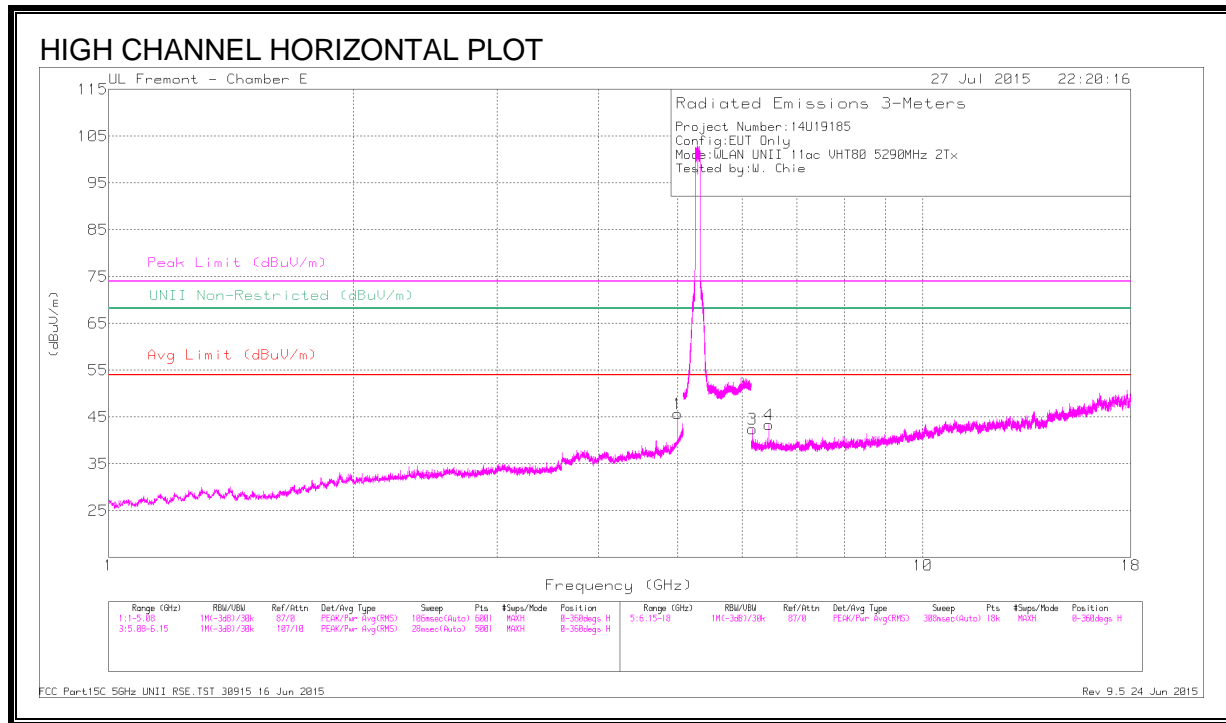
Marker	Frequency (GHz)	Meter Reading (dBuV)	Det	AFT346 (dB/m)	Amp/Cbl/Fit r/Pad (dB)	DC Corr (dB)	Corrected Reading (dBuV/m)	Average Limit (dBuV/m)	Margin (dB)	Peak Limit (dBuV/m)	PK Margin (dB)	Azimuth (Degs)	Height (cm)	Polarity
1	* 5.35	42.54	Pk	34.5	-21.5	0	55.54	-	-	74	-18.46	158	130	V
2	* 5.354	45.24	Pk	34.5	-21.5	0	58.24	-	-	74	-15.76	158	130	V
3	* 5.35	34.05	RMS	34.5	-21.5	.22	47.27	54	-6.73	-	-	158	130	V
4	* 5.351	34.33	RMS	34.5	-21.5	.22	47.55	54	-6.45	-	-	158	130	V

\* - indicates frequency in CFR15.205/IC8.10 Restricted Band

Pk - Peak detector

RMS - RMS detection

**HIGH CHANNEL HARMONICS AND SPURIOUS EMISSIONS**



**DATA**

Marker	Frequency (GHz)	Meter Reading (dBuV)	Det	AF T346 (dB/m)	Amp/Cbl/FI tr/Pad (dB)	DC Corr (dB)	Corrected Reading (dBuV/m)	Avg Limit (dBuV/m)	Margin (dB)	Peak Limit (dBuV/m)	PK Margin (dB)	UNII Non-Restricted (dBuV/m)	PK Margin (dB)	Azimuth (Degs)	Height (cm)	Polarity
1	* 4.996	47.71	PK-U	34.2	-29.9	0	52.01	-	-	74	-21.99	-	-	39	123	H
	* 4.996	38.54	ADR	34.2	-29.9	.22	43.06	54	-10.94	-	-	-	-	39	123	H
2	* 4.996	44.76	PK-U	34.2	-29.9	0	49.06	-	-	74	-24.94	-	-	50	117	V
	* 4.996	34.68	ADR	34.2	-29.9	.22	39.2	54	-14.8	-	-	-	-	50	117	V
5	* 11.359	37.83	PK-U	38	-25	0	50.83	-	-	74	-23.17	-	-	0	281	V
	* 11.358	25.91	ADR	38	-25.1	.22	39.03	54	-14.97	-	-	-	-	0	281	V
3	6.172	42.66	PK-U	35.3	-29.2	0	48.76	-	-	-	-	68.2	-19.44	71	216	H
4	6.466	44.28	PK-U	35.5	-29.7	0	50.08	-	-	-	-	68.2	-18.12	49	173	H
6	16.389	38.02	PK-U	41	-22.6	0	56.42	-	-	-	-	68.2	-11.78	116	132	V

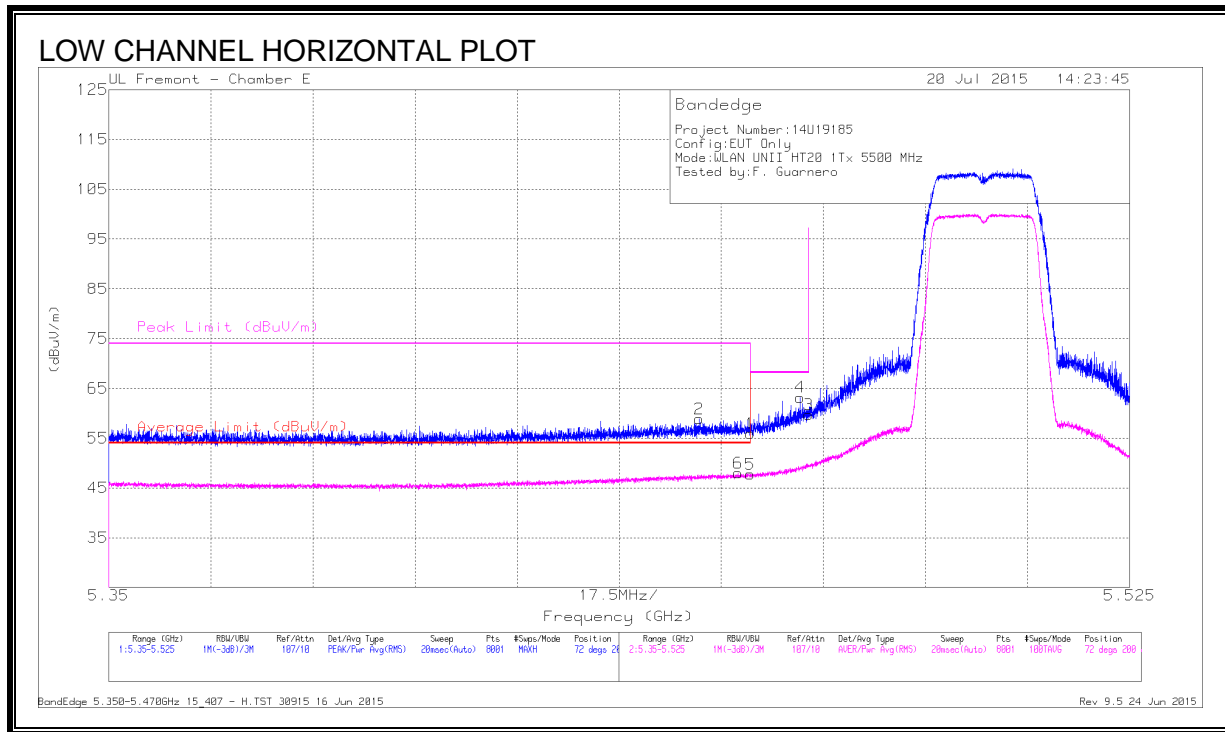
\* - indicates frequency in CFR15.205/IC8.10 Restricted Band

PK-U - U-NII: Maximum Peak

ADR - U-NII AD primary method, RMS average

### 9.14. 802.11n HT20 1Tx MODE IN THE 5.6 GHz BAND

#### RESTRICTED BANDEDGE, CHAIN 0 (LOW CHANNEL)



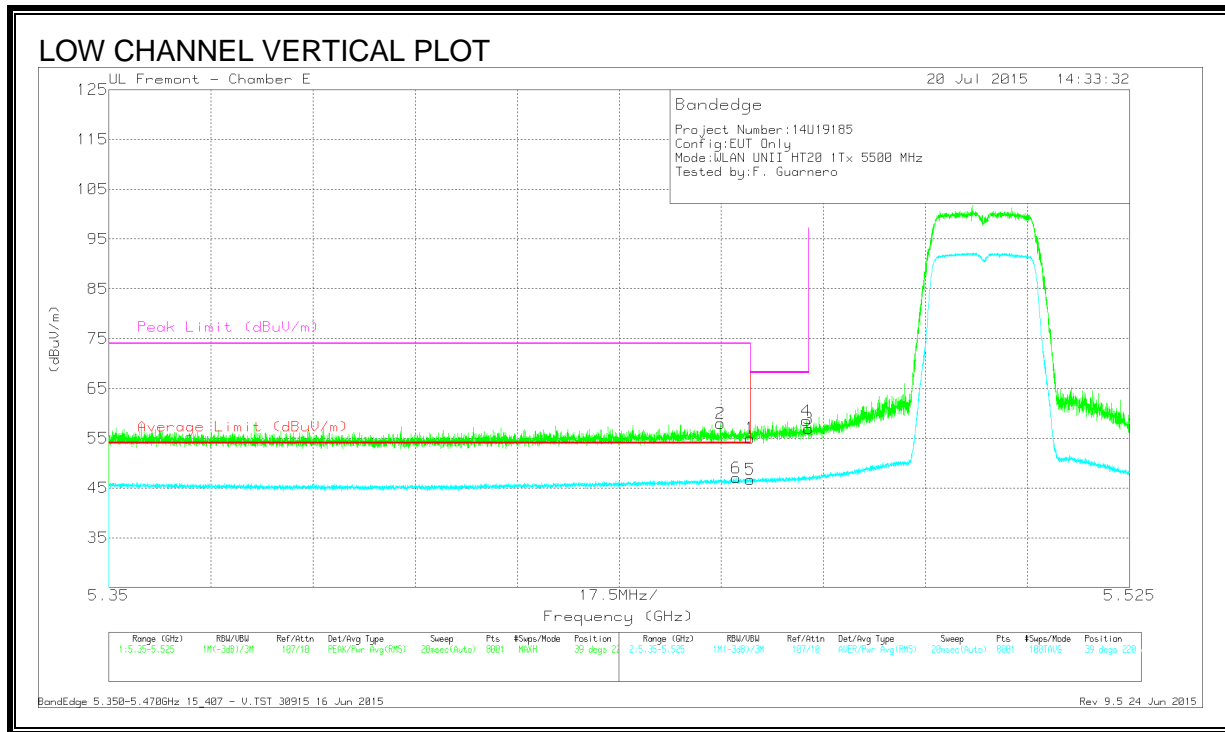
#### DATA

Marker	Frequency (GHz)	Meter Reading (dBuV)	Det	AF T346 (dB/m)	Amp/Cbl/Filtr/Pad (dB)	Corrected Reading (dBuV/m)	Average Limit (dBuV/m)	Margin (dB)	Peak Limit (dBuV/m)	PK Margin (dB)	Azimuth (Degs)	Height (cm)	Polarity
1	* 5.46	42.65	Pk	34.6	-21.3	55.95	-	-	74	-18.05	72	200	H
2	* 5.451	45.67	Pk	34.6	-21.4	58.87	-	-	74	-15.13	72	200	H
3	5.47	46.43	Pk	34.6	-21.3	59.73	-	-	68.2	-8.47	72	200	H
4	5.469	49.91	Pk	34.6	-21.3	63.21	-	-	68.2	-4.99	72	200	H
5	* 5.46	34.46	RMS	34.6	-21.3	47.76	54	-6.24	-	-	72	200	H
6	* 5.458	34.8	RMS	34.6	-21.4	48	54	-6	-	-	72	200	H

\* - indicates frequency in CFR15.205/IC8.10 Restricted Band

Pk - Peak detector

RMS - RMS detection



**DATA**

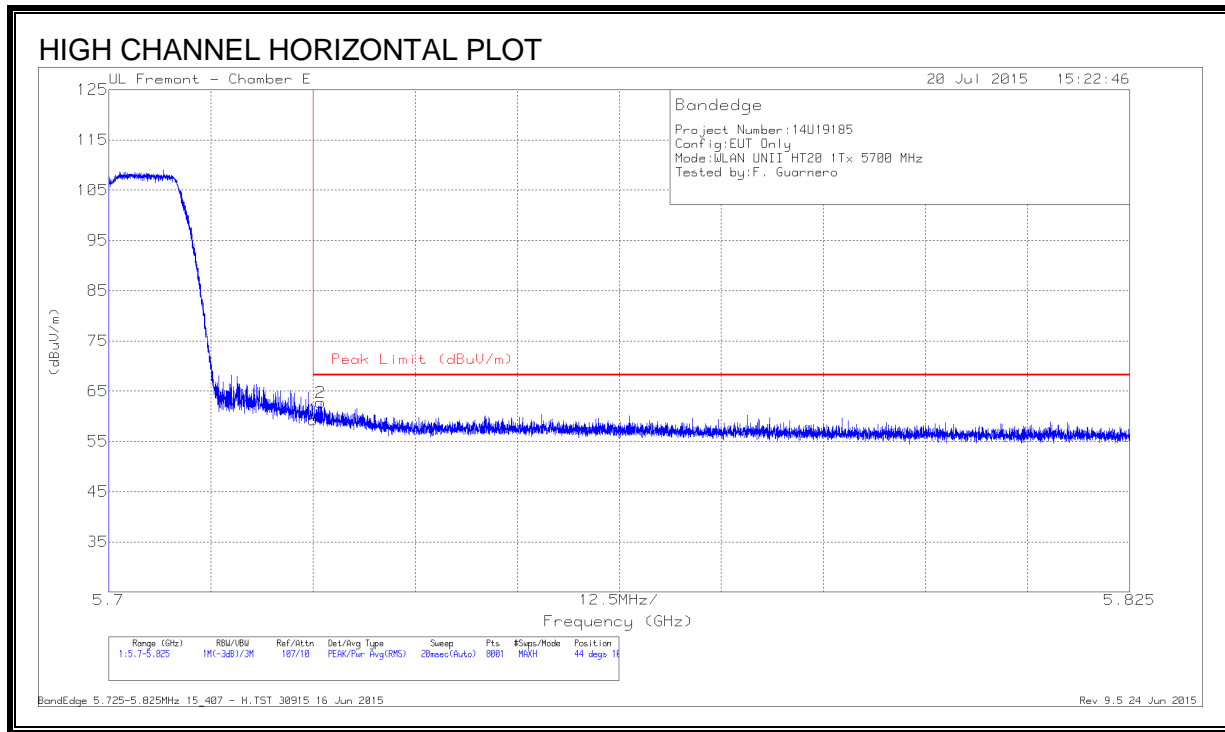
Marker	Frequency (GHz)	Meter Reading (dBuV)	Det	AF T346 (dB/m)	Amp/Cbl/Filtr/Pad (dB)	Corrected Reading (dBuV/m)	Average Limit (dBuV/m)	Margin (dB)	Peak Limit (dBuV/m)	PK Margin (dB)	Azimuth (Degs)	Height (cm)	Polarity
1	* 5.46	41.72	PK	34.6	-21.3	55.02	-	-	74	-18.98	39	220	V
2	* 5.455	44.77	PK	34.6	-21.4	57.97	-	-	74	-16.03	39	220	V
3	5.47	43.64	PK	34.6	-21.3	56.94	-	-	68.2	-11.26	39	220	V
4	5.47	45.22	PK	34.6	-21.3	58.52	-	-	68.2	-9.68	39	220	V
5	* 5.46	33.41	RMS	34.6	-21.3	46.71	54	-7.29	-	-	39	220	V
6	* 5.458	33.84	RMS	34.6	-21.4	47.04	54	-6.96	-	-	39	220	V

\* - indicates frequency in CFR15.205/IC8.10 Restricted Band

PK - Peak detector

RMS - RMS detection

**RESTRICTED BANDEDGE, CHAIN 0 (HIGH CHANNEL)**

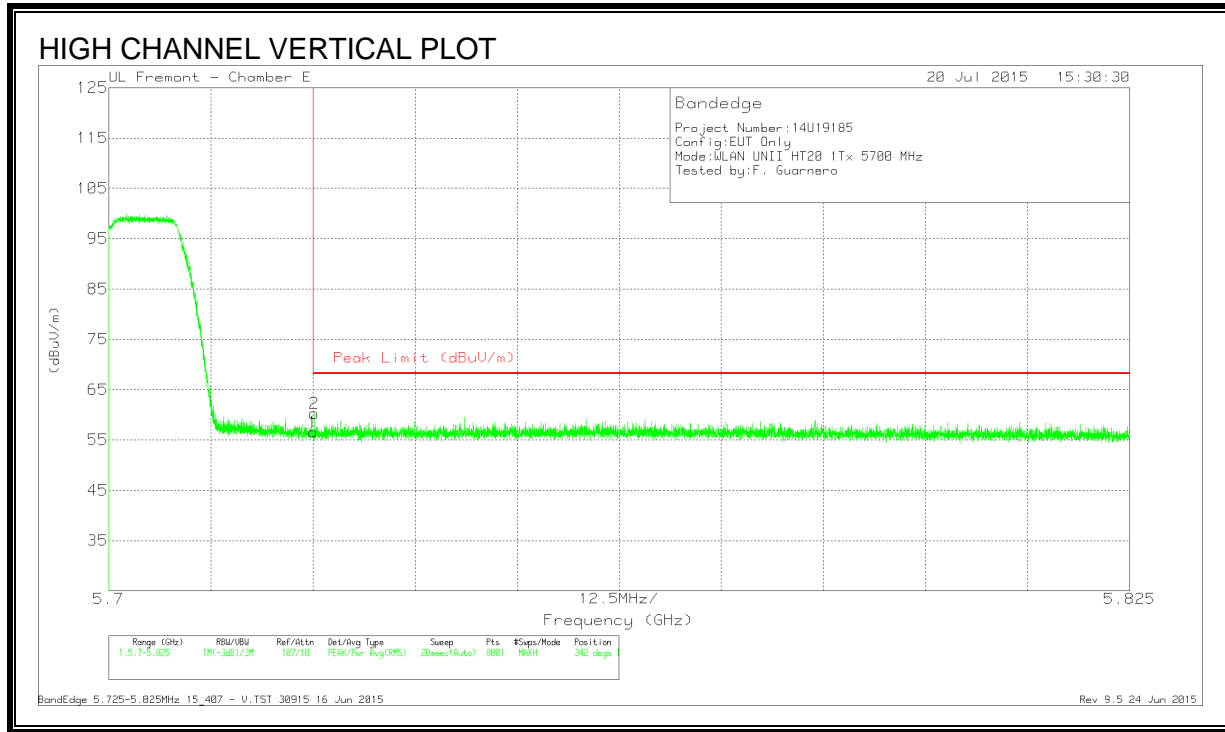


**DATA**

Marker	Frequency (GHz)	Meter Reading (dBuV)	Det	AF T346 (dB/m)	Amp/Cbl/Flt r/Pad (dB)	Corrected Reading (dBuV/m)	Peak Limit (dBuV/m)	PK Margin (dB)	Azimuth (Degs)	Height (cm)	Polarity
1	5.725	45.6	Pk	34.7	-21	59.3	68.2	-8.9	44	101	H
2	5.726	49.01	Pk	34.7	-21	62.71	68.2	-5.49	44	101	H

Pk - Peak detector



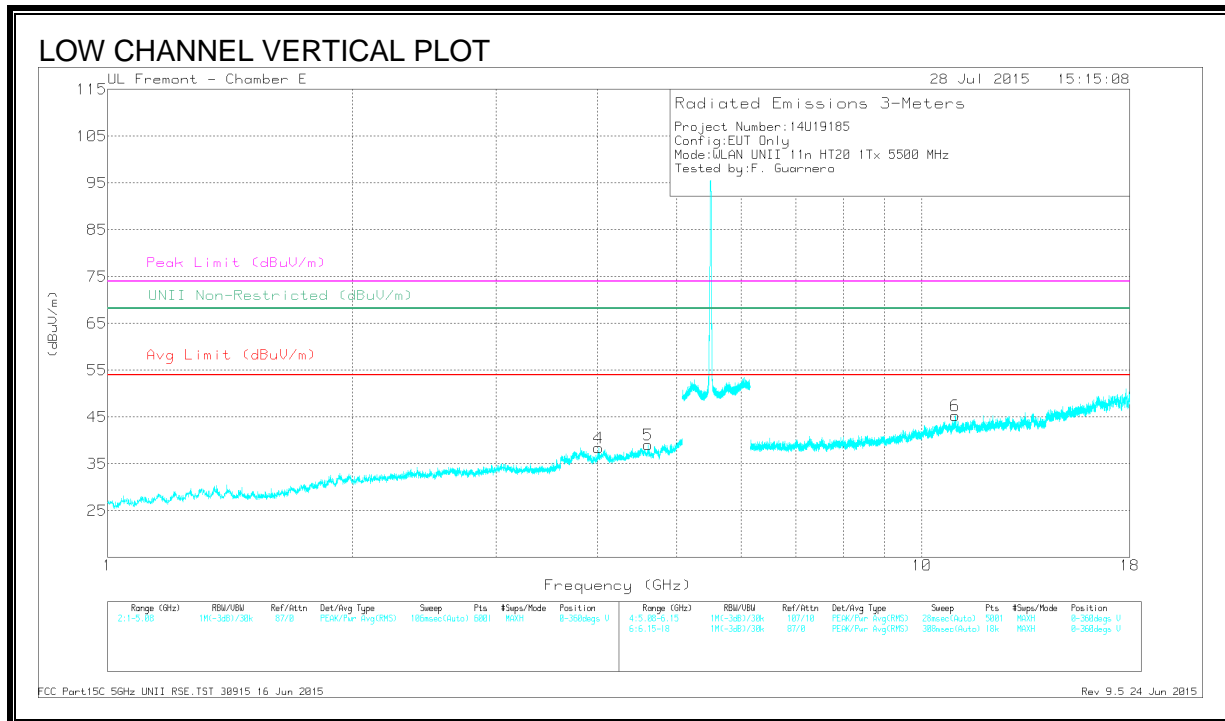
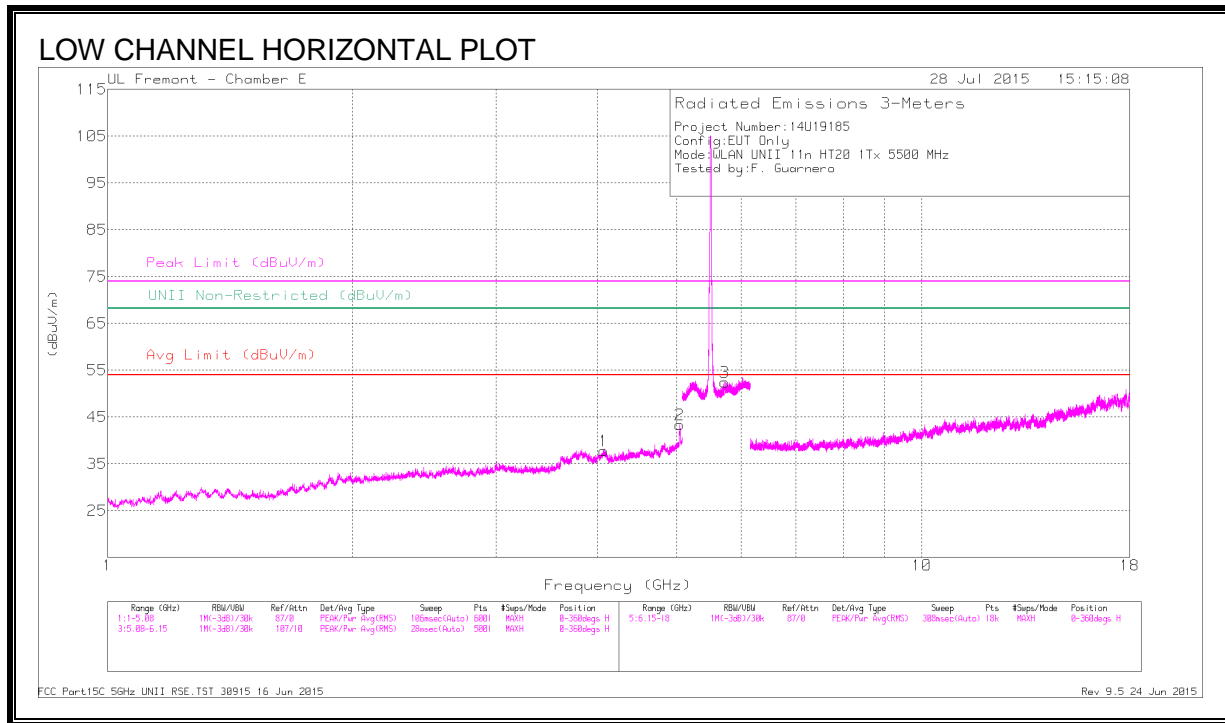


**DATA**

Marker	Frequency (GHz)	Meter Reading (dBuV)	Det	AF T346 (dB/m)	Amp/Cbl/Flt r/Pad (dB)	Corrected Reading (dBuV/m)	Peak Limit (dBuV/m)	PK Margin (dB)	Azimuth (Degs)	Height (cm)	Polarity
1	5.725	42.86	Pk	34.7	-21	56.56	68.2	-11.64	342	100	V
2	5.725	46.58	Pk	34.7	-21	60.28	68.2	-7.92	342	100	V

Pk - Peak detector

**LOW CHANNEL HARMONICS AND SPURIOUS EMISSIONS**



**DATA**

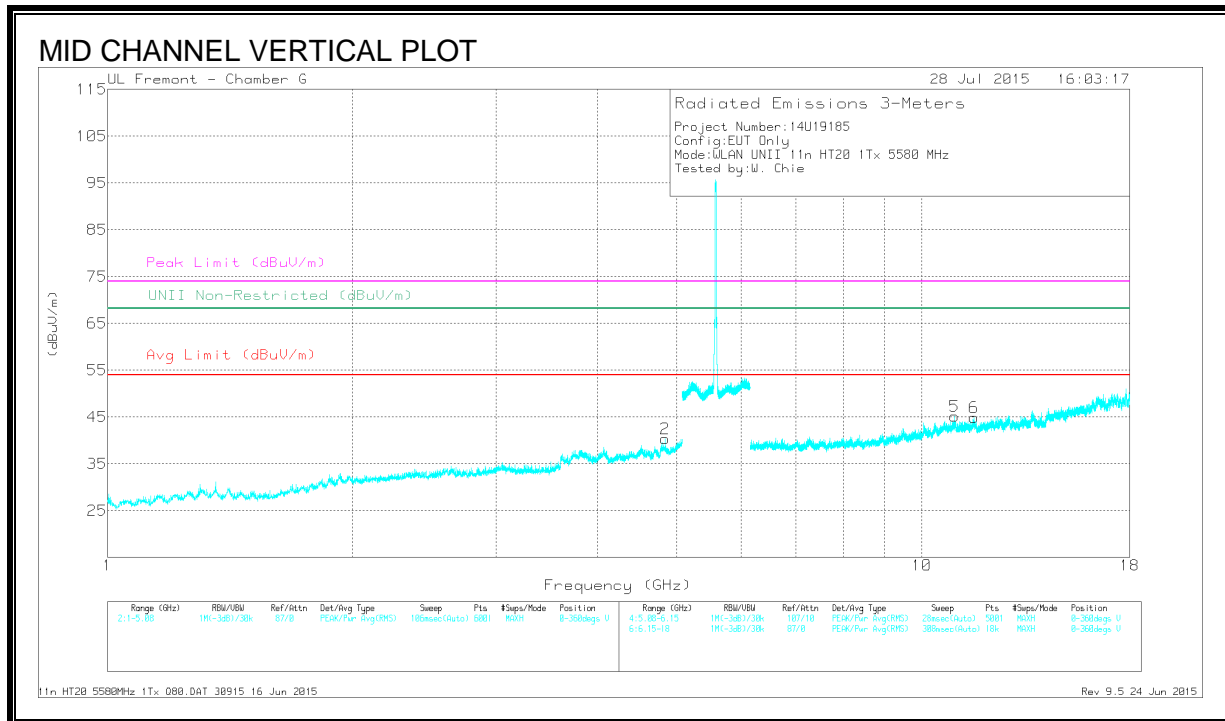
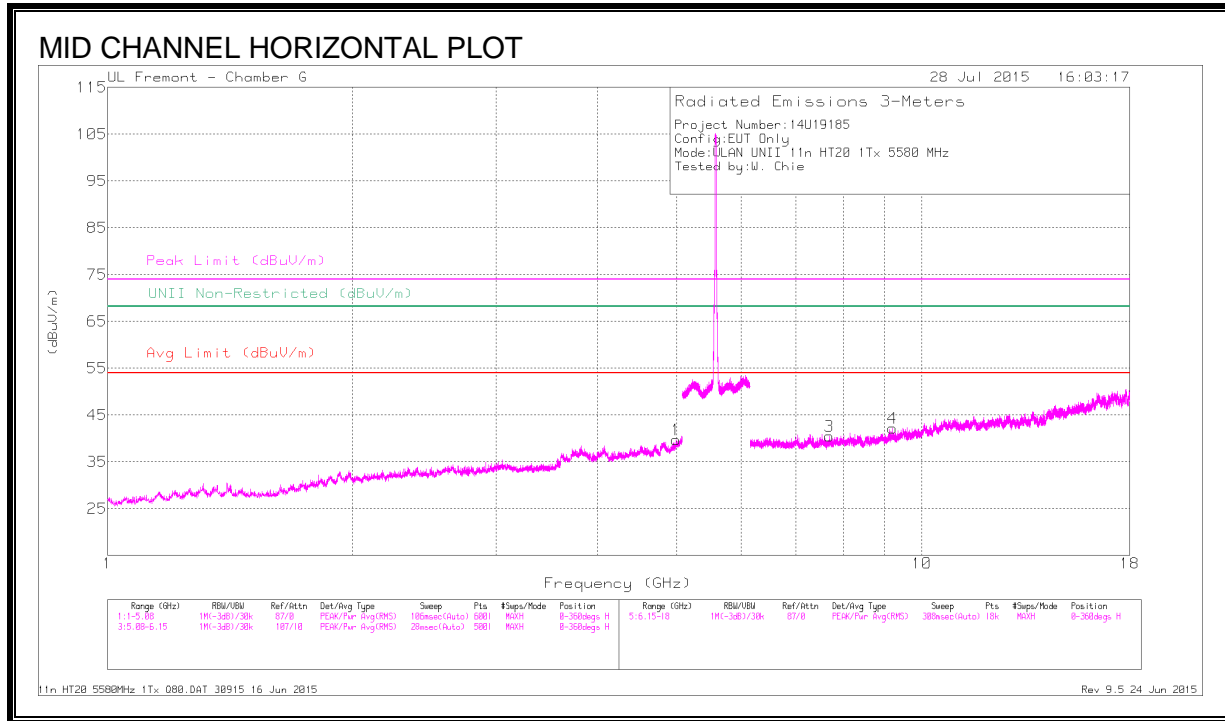
	Frequency (GHz)	Meter Reading (dBuV)	Det	AF T346 (dB/m)	Amp/Cbl/Filtr/Pad (dB)	Corrected Reading (dBuV/m)	Avg Limit (dBuV/m)	Margin (dB)	Peak Limit (dBuV/m)	PK Margin (dB)	UNII Non-Restricted (dBuV/m)	PK Margin (dB)	Azimuth (Degs)	Height (cm)	Polarity
1	* 4.066	42.47	PK-U	33.4	-31	44.87	-	-	74	-29.13	-	-	7	215	H
	* 4.066	30.89	ADR	33.4	-31	33.29	54	-20.71	-	-	-	-	7	215	H
2	* 5.041	46.69	PK-U	34.2	-29.3	51.59	-	-	74	-22.41	-	-	150	212	H
	* 5.042	37.07	ADR	34.2	-29.3	41.97	54	-12.03	-	-	-	-	150	212	H
3	5.729	46.39	PK-U	34.7	-20.9	60.19	-	-	-	-	68.2	-8.01	147	100	H
4	* 4.007	41.84	PK-U	33.4	-30.7	44.54	-	-	74	-29.46	-	-	235	137	V
	* 4.008	30.41	ADR	33.4	-30.7	33.11	54	-20.89	-	-	-	-	235	137	V
5	* 4.61	42.19	PK-U	34.1	-30.5	45.79	-	-	74	-28.21	-	-	181	177	V
	* 4.612	31.11	ADR	34.1	-30.6	34.61	54	-19.39	-	-	-	-	181	177	V
6	* 10.995	39.88	PK-U	37.9	-23.8	53.98	-	-	74	-20.02	-	-	222	156	V
	* 10.994	27.31	ADR	37.9	-23.7	41.51	54	-12.49	-	-	-	-	222	156	V

\* - indicates frequency in CFR15.205/IC8.10 Restricted Band

PK-U - U-NII: Maximum Peak

ADR - U-NII AD primary method, RMS average

**MID CHANNEL HARMONICS AND SPURIOUS EMISSIONS**



**DATA**

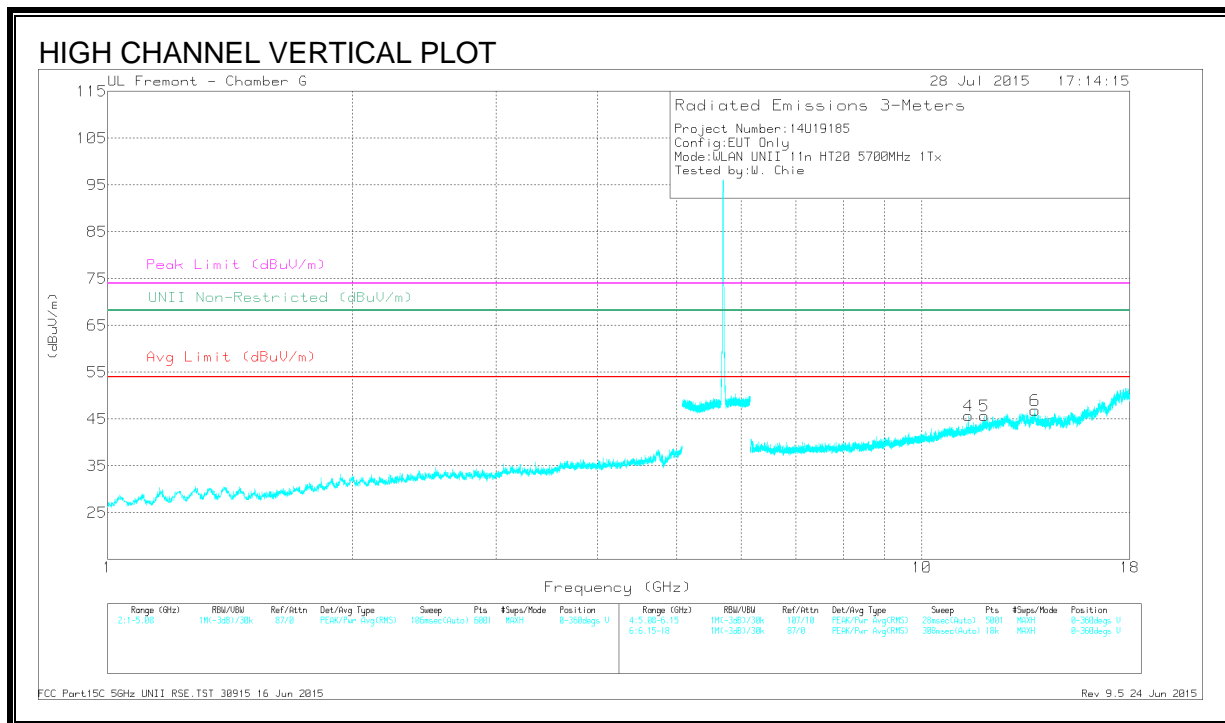
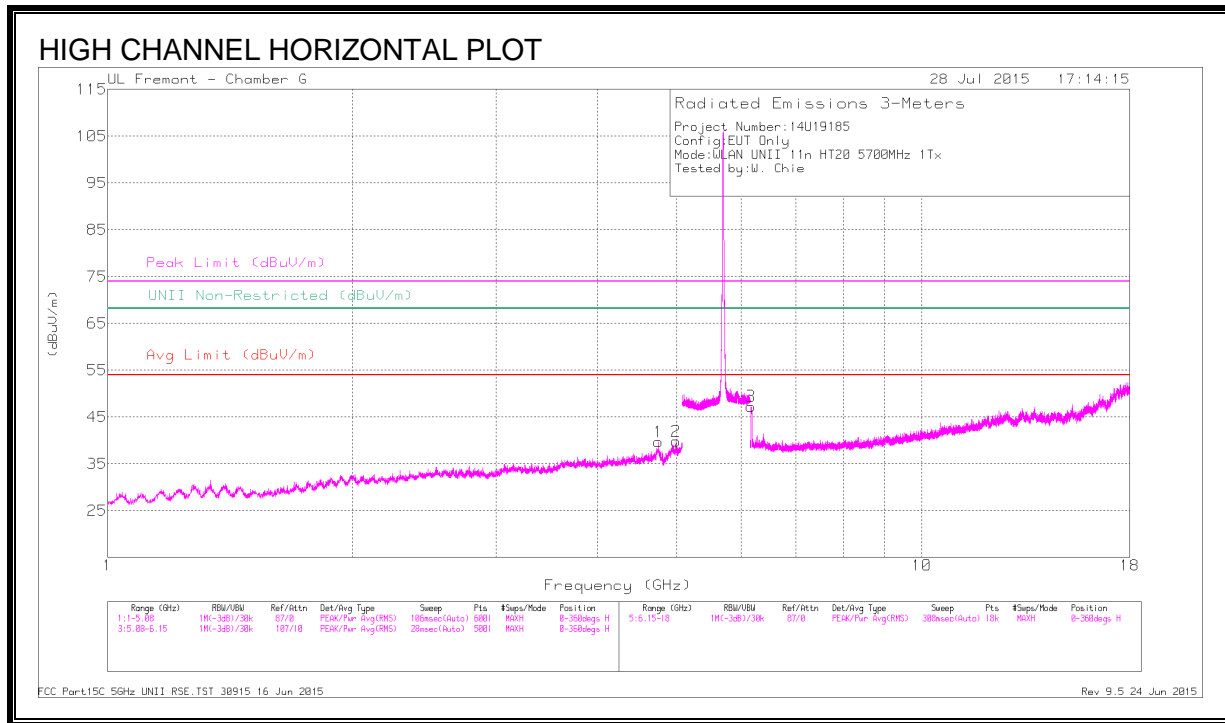
Marker	Frequency (GHz)	Meter Reading (dBuV)	Det	AF T346 (dB/m)	Amp/Cb/Fl tr/Pad (dB)	Corrected Reading (dBuV/m)	Avg Limit (dBuV/m)	Margin (dB)	Peak Limit (dBuV/m)	PK Margin (dB)	UNII Non-Restricted (dBuV/m)	PK Margin (dB)	Azimuth (Degs)	Height (cm)	Polarity
1	* 4.992	42.88	PK-U	34.2	-30	47.08	-	-	74	-26.92	-	-	26	243	H
	* 4.991	30.98	ADR	34.2	-30.1	35.08	54	-18.92	-	-	-	-	26	243	H
2	* 4.836	41.24	PK-U	34.1	-29.9	45.44	-	-	74	-28.56	-	-	272	320	V
	* 4.837	28.88	ADR	34.1	-29.9	33.08	54	-20.92	-	-	-	-	272	320	V
3	* 7.698	41.62	PK-U	35.8	-27.8	49.62	-	-	74	-24.38	-	-	272	272	H
	* 7.697	28.95	ADR	35.8	-27.8	36.95	54	-17.05	-	-	-	-	272	272	H
5	* 10.969	37.42	PK-U	37.9	-23.8	51.52	-	-	74	-22.48	-	-	37	242	V
	* 10.969	24.97	ADR	37.9	-23.8	39.07	54	-14.93	-	-	-	-	37	242	V
6	* 11.583	36.86	PK-U	38.1	-23.6	51.36	-	-	74	-22.64	-	-	21	186	V
	* 11.582	25.23	ADR	38.1	-23.6	39.73	54	-14.27	-	-	-	-	21	186	V
4	9.207	38.32	PK-U	36.4	-26.7	48.02	-	-	-	-	68.2	-20.18	194	160	H

\* - indicates frequency in CFR15.205/IC8.10 Restricted Band

PK-U - U-NII: Maximum Peak

ADR - U-NII AD primary method, RMS average

**HIGH CHANNEL HARMONICS AND SPURIOUS EMISSIONS**



**DATA**

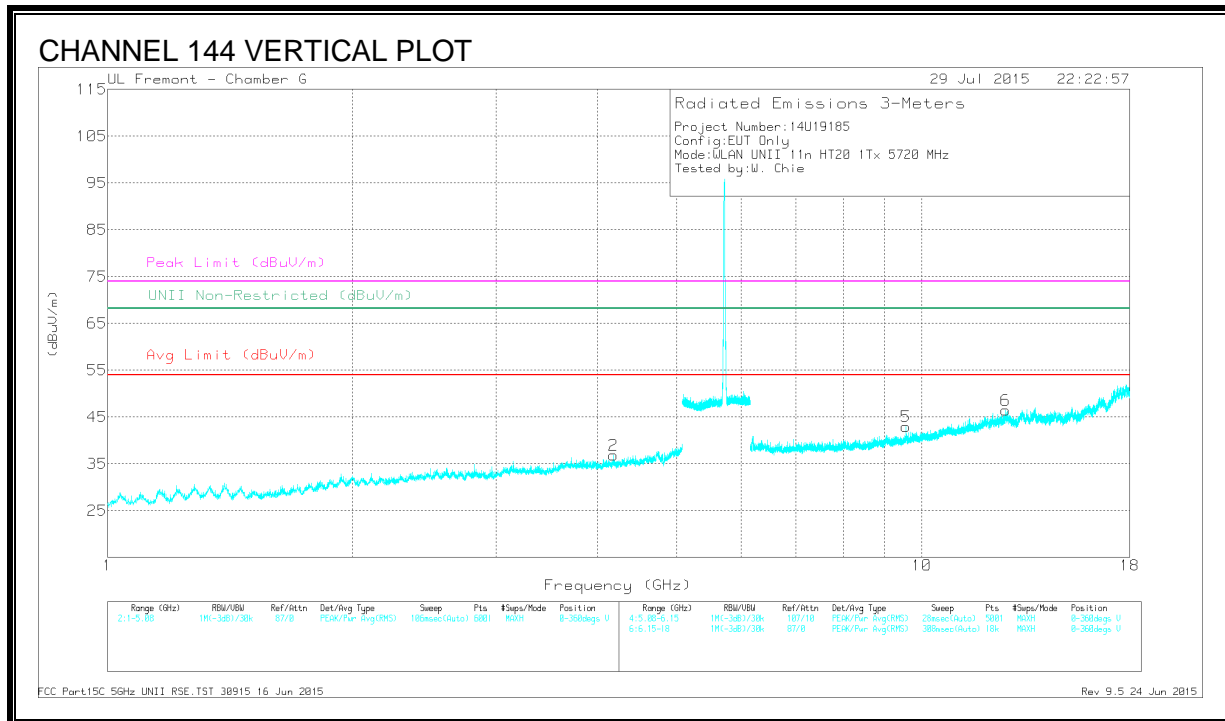
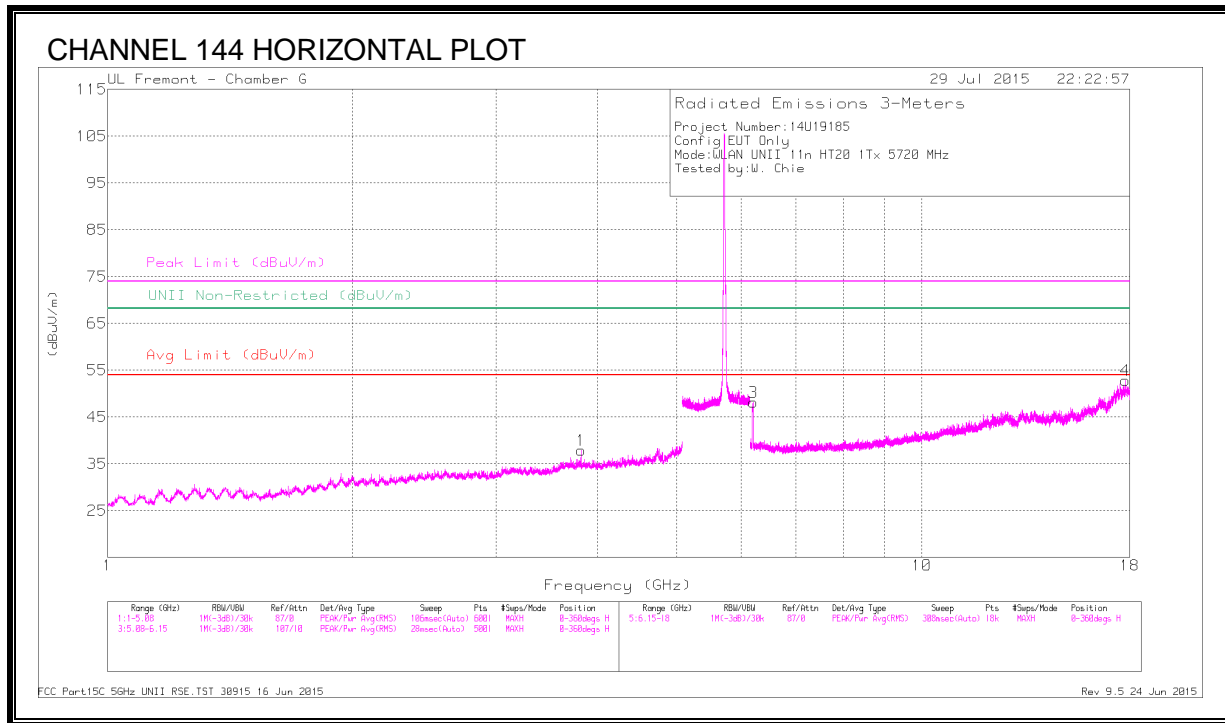
Marker	Frequency (GHz)	Meter Reading (dBuV)	Det	AF T862 (dB/m)	Amp/Cb/FI tr/Pad (dB)	Corrected Reading (dBuV/m)	Avg Limit (dBuV/m)	Margin (dB)	Peak Limit (dBuV/m)	PK Margin (dB)	UNII Non-Restricted (dBuV/m)	PK Margin (dB)	Azimuth (Degs)	Height (cm)	Polarity
1	* 4.75	46.55	PK-U	33.9	-32	48.45	-	-	74	-25.55	-	-	349	204	H
	* 4.75	36.62	ADR	33.9	-32	38.52	54	-15.48	-	-	-	-	349	204	H
2	* 4.988	45.22	PK-U	34.2	-31.4	48.02	-	-	74	-25.98	-	-	35	215	H
	* 4.988	33.89	ADR	34.2	-31.4	36.69	54	-17.31	-	-	-	-	35	215	H
4	* 11.4	42.7	PK-U	38.1	-26	54.8	-	-	74	-19.2	-	-	33	138	V
	* 11.401	29.66	ADR	38.1	-26	41.76	54	-12.24	-	-	-	-	33	138	V
5	* 11.923	38.62	PK-U	38.7	-25.2	52.12	-	-	74	-21.88	-	-	27	220	V
	* 11.922	26.59	ADR	38.7	-25.3	39.99	54	-14.01	-	-	-	-	27	220	V
3	6.168	50.08	PK-U	35.4	-31.7	53.78	-	-	-	-	68.2	-14.42	67	132	H
	13.774	40.07	PK-U	39.2	-24.9	54.37	-	-	-	-	68.2	-13.83	256	165	V

\* - indicates frequency in CFR15.205/IC8.10 Restricted Band

PK-U - U-NII: Maximum Peak

ADR - U-NII AD primary method, RMS average

**CHANNEL 144 HARMONICS AND SPURIOUS EMISSIONS**





**DATA**

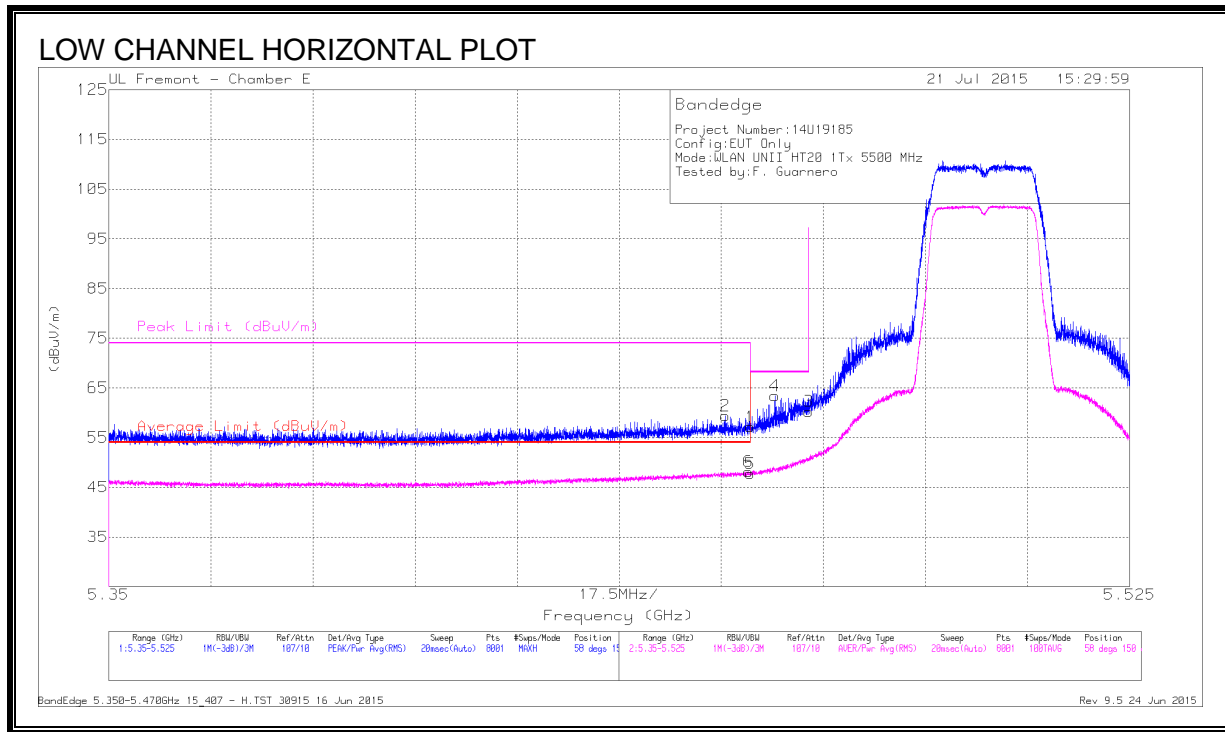
Marker	Frequency (GHz)	Meter Reading (dBuV)	Det	AF T862 (dB/m)	Amp/Cb/Fl tr/Pad (dB)	Corrected Reading (dBuV/m)	Avg Limit (dBuV/m)	Margin (dB)	Peak Limit (dBuV/m)	PK Margin (dB)	UNII Non-Restricted (dBuV/m)	PK Margin (dB)	Azimuth (Degs)	Height (cm)	Polarity
1	* 3.814	44.09	PK-U	33.1	-32.8	44.39	-	-	74	-29.61	-	-	128	117	H
	* 3.813	33.76	ADR	33.1	-32.8	34.06	54	-19.94	-	-	-	-	128	117	H
2	* 4.178	42.77	PK-U	33.3	-32.6	43.47	-	-	74	-30.53	-	-	282	203	V
	* 4.179	30.44	ADR	33.3	-32.6	31.14	54	-22.86	-	-	-	-	282	203	V
4	* 17.792	37.91	PK-U	41.4	-19.6	59.71	-	-	74	-14.29	-	-	57	129	H
	* 17.792	25.28	ADR	41.4	-19.5	47.18	54	-6.82	-	-	-	-	57	129	H
6	* 12.667	38.47	PK-U	39.3	-24.8	52.97	-	-	74	-21.03	-	-	224	196	V
	* 12.666	26.47	ADR	39.3	-24.8	40.97	54	-13.03	-	-	-	-	224	196	V
3	6.202	45.71	PK-U	35.5	-31.8	49.41	-	-	-	-	68.2	-18.79	245	185	H
	9.552	39.47	PK-U	36.7	-27.9	48.27	-	-	-	-	68.2	-19.93	110	148	V

\* - indicates frequency in CFR15.205/IC8.10 Restricted Band

PK-U - U-NII: Maximum Peak

ADR - U-NII AD primary method, RMS average

**RESTRICTED BANDEDGE, CHAIN 1 (LOW CHANNEL)**



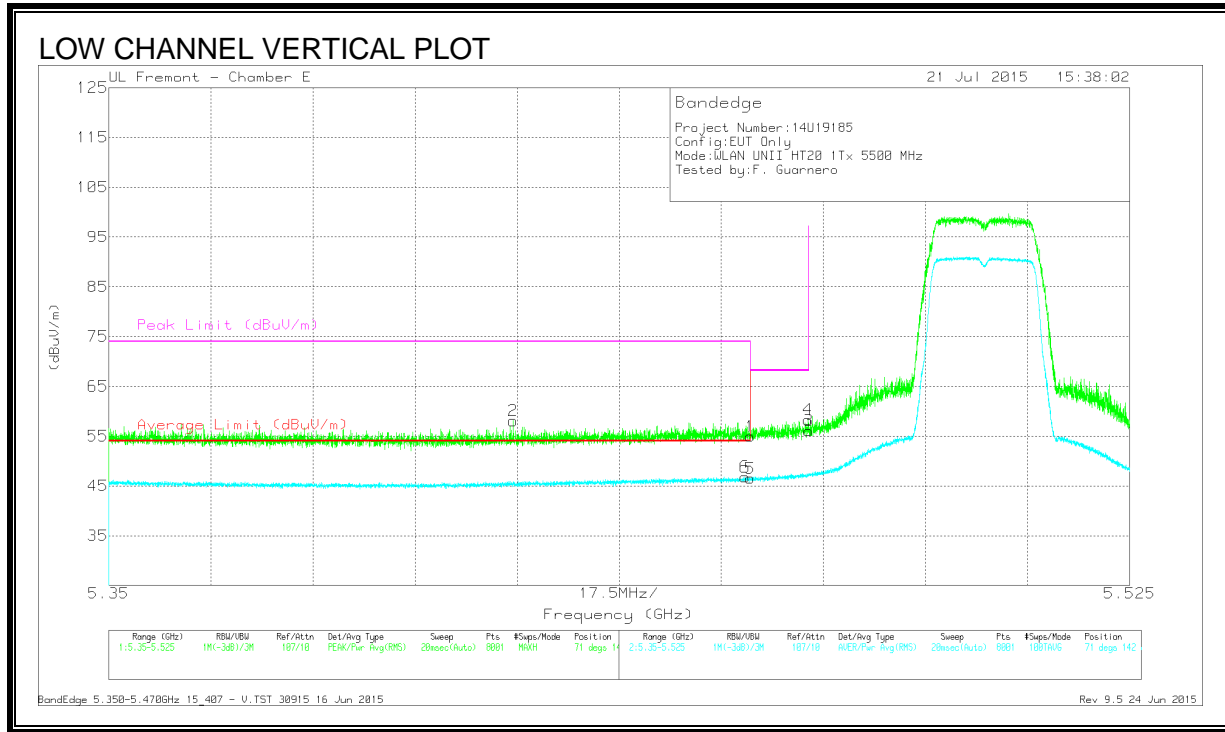
**DATA**

Marker	Frequency (GHz)	Meter Reading (dBuV)	Det	AF T346 (dB/m)	Amp/Cbl/ Filt/Pad (dB)	Corrected Reading (dBuV/m)	Average Limit (dBuV/m)	Margin (dB)	Peak Limit (dBuV/m)	PK Margin (dB)	Azimuth (Degs)	Height (cm)	Polarity
1	* 5.46	43.88	Pk	34.6	-21.3	57.18	-	-	74	-16.82	58	150	H
2	* 5.456	46.2	Pk	34.6	-21.4	59.4	-	-	74	-14.6	58	150	H
3	5.47	46.98	Pk	34.6	-21.3	60.28	-	-	68.2	-7.92	58	150	H
4	5.464	50.12	Pk	34.6	-21.3	63.42	-	-	68.2	-4.78	58	150	H
5	* 5.46	34.43	RMS	34.6	-21.3	47.73	54	-6.27	-	-	58	150	H
6	* 5.46	34.88	RMS	34.6	-21.3	48.18	54	-5.82	-	-	58	150	H

\* - indicates frequency in CFR15.205/IC8.10 Restricted Band

Pk - Peak detector

RMS - RMS detection



**DATA**

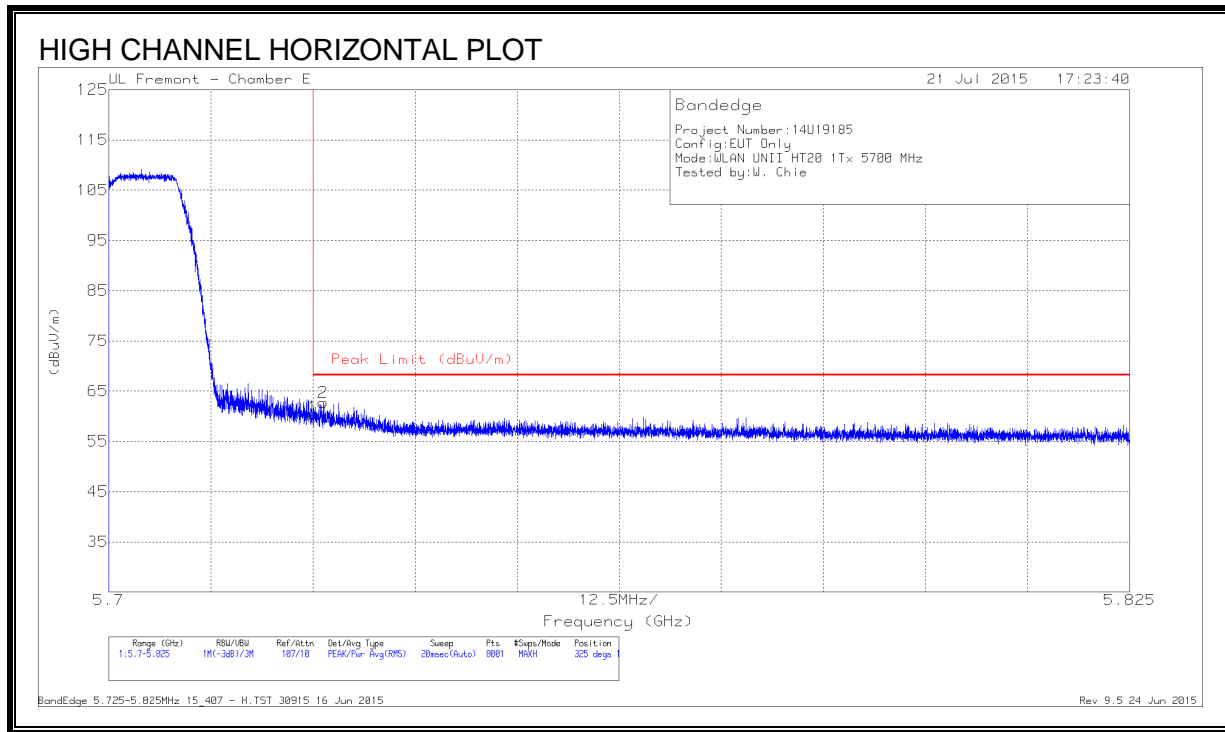
Marker	Frequency (GHz)	Meter Reading (dBuV)	Det	AF T346 (dB/m)	Amp/Cbl/Filtr/Pad (dB)	Corrected Reading (dBuV/m)	Average Limit (dBuV/m)	Margin (dB)	Peak Limit (dBuV/m)	PK Margin (dB)	Azimuth (Degs)	Height (cm)	Polarity
1	* 5.46	41.67	Pk	34.6	-21.3	54.97	-	-	74	-19.03	71	142	V
2	* 5.419	45	Pk	34.6	-21.5	58.1	-	-	74	-15.9	71	142	V
3	5.47	42.83	Pk	34.6	-21.3	56.13	-	-	68.2	-12.07	71	142	V
4	5.47	45.01	Pk	34.6	-21.3	58.31	-	-	68.2	-9.89	71	142	V
5	* 5.46	33.25	RMS	34.6	-21.3	46.55	54	-7.45	-	-	71	142	V
6	* 5.459	33.62	RMS	34.6	-21.4	46.82	54	-7.18	-	-	71	142	V

\* - indicates frequency in CFR15.205/IC8.10 Restricted Band

Pk - Peak detector

RMS - RMS detection

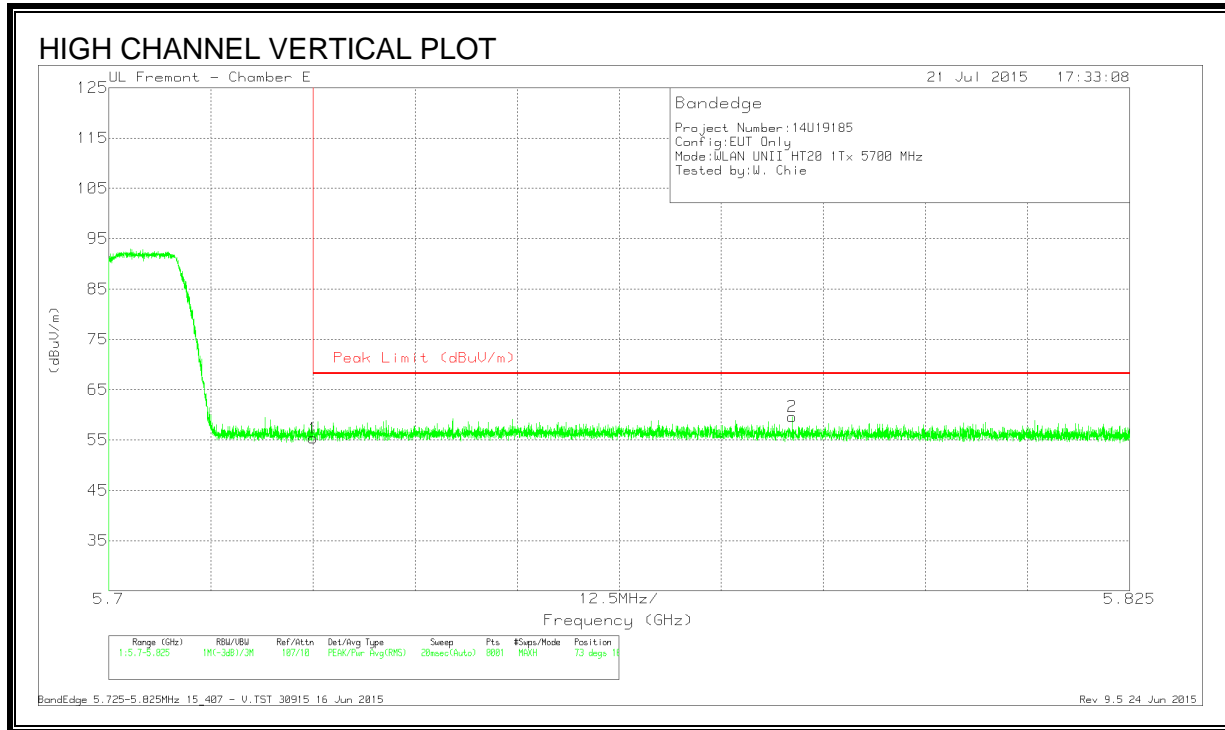
**RESTRICTED BANDEDGE, CHAIN 1 (HIGH CHANNEL)**



**DATA**

Marker	Frequency (GHz)	Meter Reading (dBuV)	Det	AF T346 (dB/m)	Amp/Cbl/Flt r/Pad (dB)	Corrected Reading (dBuV/m)	Peak Limit (dBuV/m)	PK Margin (dB)	Azimuth (Degs)	Height (cm)	Polarity
1	5.725	46.16	Pk	34.7	-21	59.86	68.2	-8.34	325	193	H
2	5.726	48.93	Pk	34.7	-20.9	62.73	68.2	-5.47	325	193	H

Pk - Peak detector

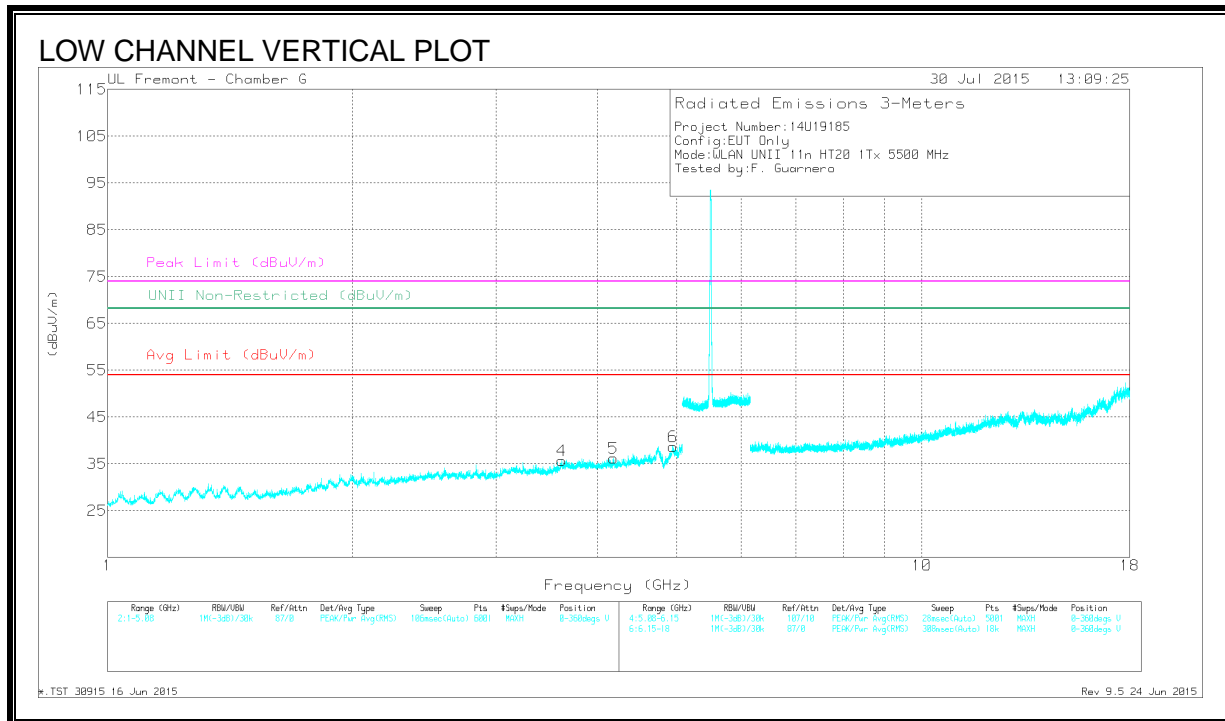
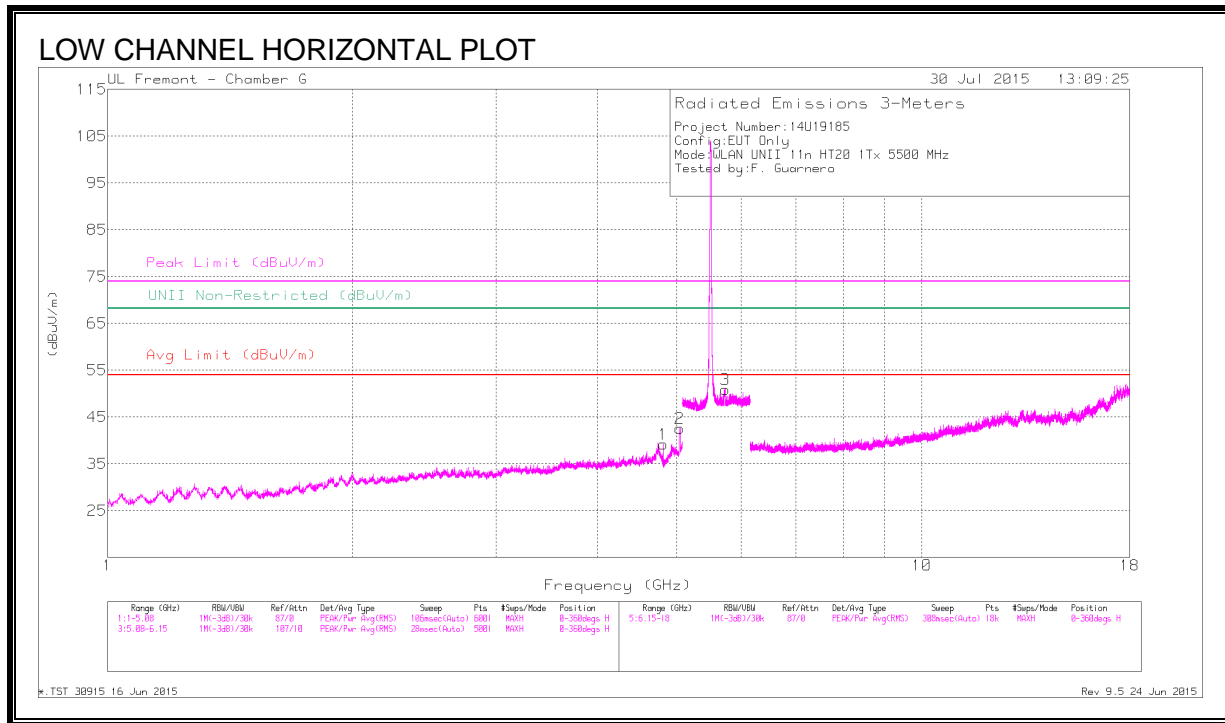


**DATA**

Marker	Frequency (GHz)	Meter Reading (dBuV)	Det	AF T346 (dB/m)	Amp/Cbl/Flt r/Pad (dB)	Corrected Reading (dBuV/m)	Peak Limit (dBuV/m)	PK Margin (dB)	Azimuth (Degs)	Height (cm)	Polarity
1	5.725	41.63	Pk	34.7	-21	55.33	68.2	-12.87	73	166	V
2	5.784	45.75	Pk	34.8	-20.9	59.65	68.2	-8.55	73	166	V

Pk - Peak detector

**LOW CHANNEL HARMONICS AND SPURIOUS EMISSIONS**



**DATA**

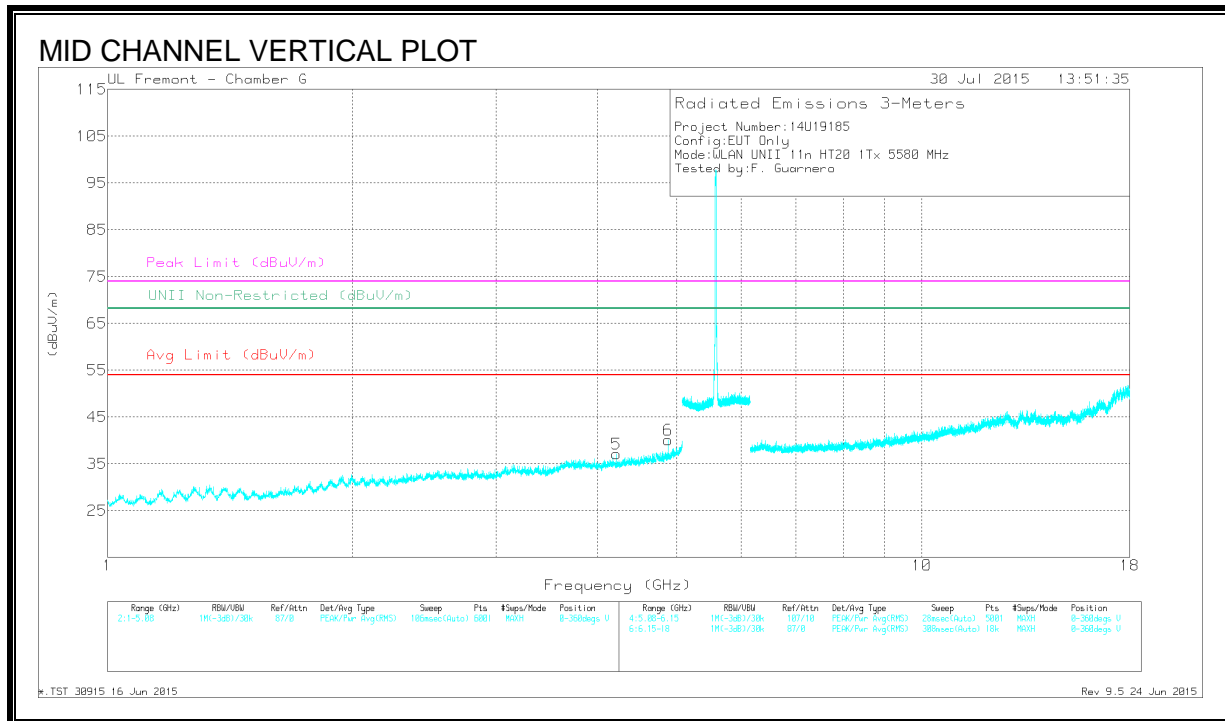
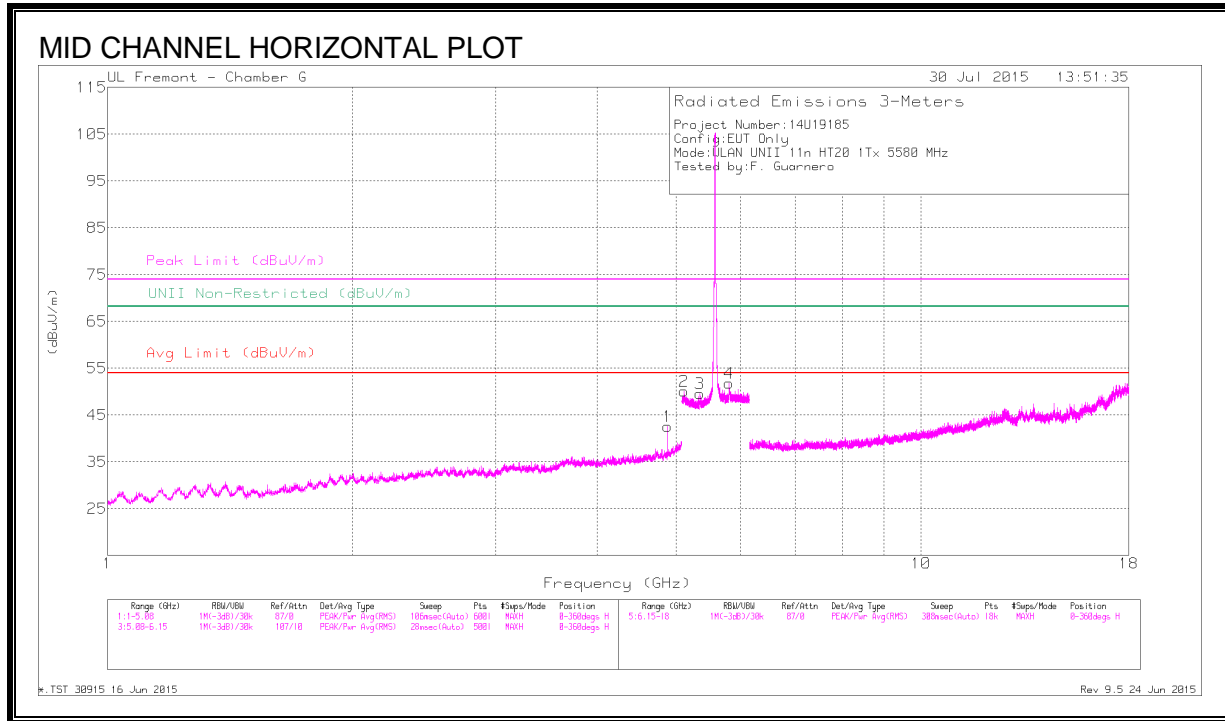
Marker	Frequency (GHz)	Meter Reading (dBuV)	Det	AF T862 (dB/m)	Amp/Cbl/Filtr /Pad (dB)	Corrected Reading (dBuV/m)	Avg Limit (dBuV/m)	Margin (dB)	Peak Limit (dBuV/m)	PK Margin (dB)	UNII Non-Restricted (dBuV/m)	PK Margin (dB)	Azimuth (Degs)	Height (cm)	Polarity
1	* 4.813	44.22	PK-U	34	-32.3	45.92	-	-	74	-28.08	-	-	323	106	H
	* 4.813	35.05	ADR	34	-32.3	36.75	54	-17.25	-	-	-	-	323	106	H
2	* 5.042	46.35	PK-U	34.2	-31.1	49.45	-	-	74	-24.55	-	-	330	157	H
	* 5.042	36.49	ADR	34.2	-31.1	39.59	54	-14.41	-	-	-	-	330	157	H
3	5.731	46.69	PK-U	35	-22.9	58.79	-	-	-	-	68.2	-9.41	341	162	H
4	* 3.606	42.02	PK-U	33.1	-32.8	42.32	-	-	74	-31.68	-	-	98	320	V
	* 3.61	30.04	ADR	33.1	-32.8	30.34	54	-23.66	-	-	-	-	98	320	V
5	* 4.176	42.71	PK-U	33.3	-32.6	43.41	-	-	74	-30.59	-	-	360	261	V
	* 4.177	30.17	ADR	33.3	-32.6	30.87	54	-23.13	-	-	-	-	360	261	V
6	* 4.947	42.22	PK-U	34.1	-31.2	45.12	-	-	74	-28.88	-	-	279	232	V
	* 4.943	31.05	ADR	34.1	-31.2	33.95	54	-20.05	-	-	-	-	279	232	V

\* - indicates frequency in CFR15.205/IC8.10 Restricted Band

PK-U - U-NII: Maximum Peak

ADR - U-NII AD primary method, RMS average

**MID CHANNEL HARMONICS AND SPURIOUS EMISSIONS**





**DATA**

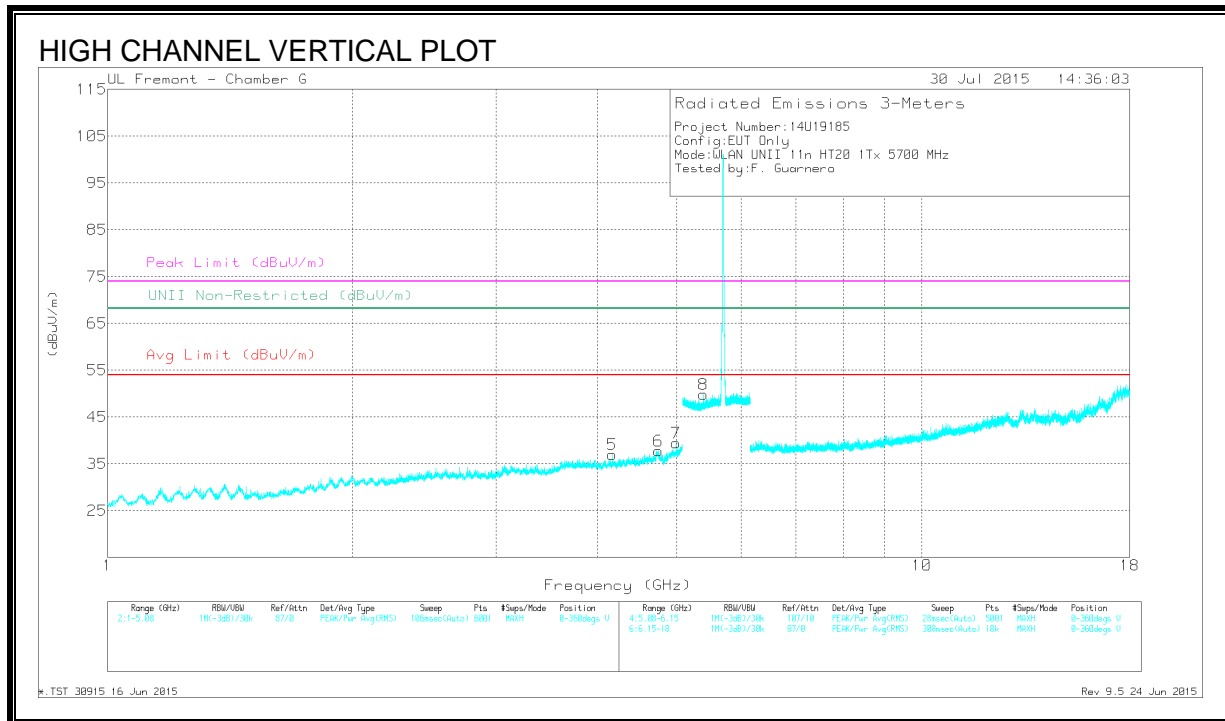
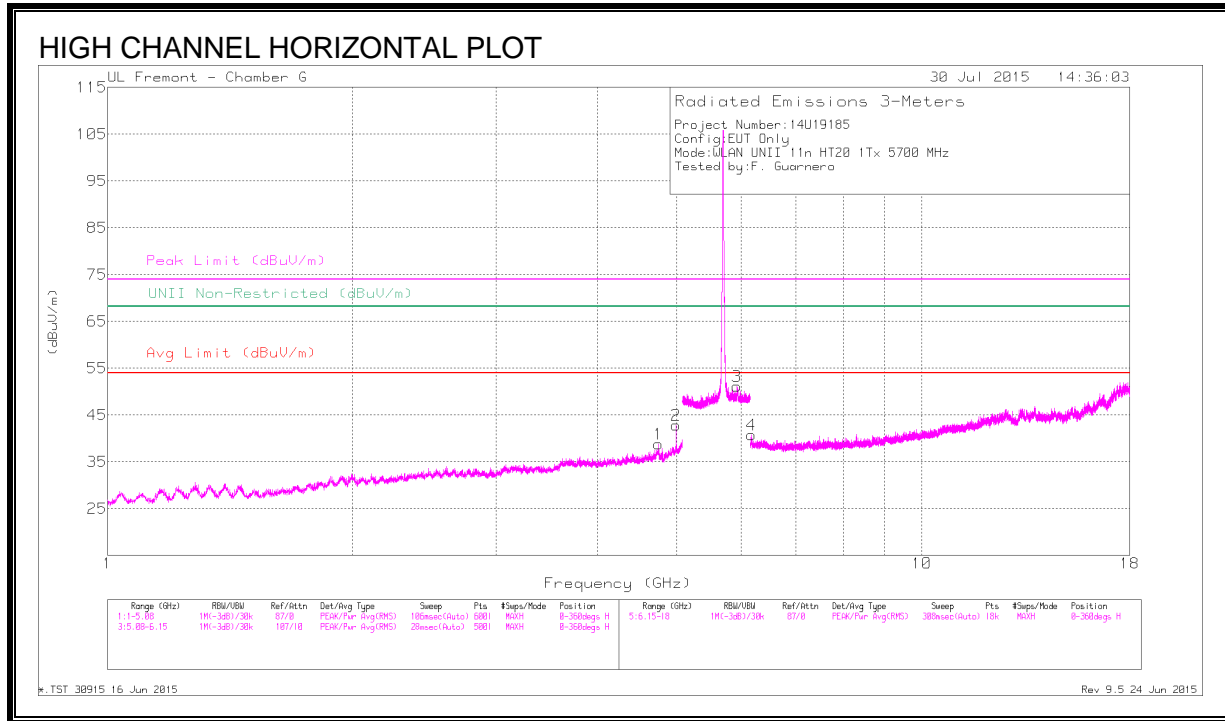
Marker	Frequency (GHz)	Meter Reading (dBuV)	Det	AF T862 (dB/m)	Amp/Cb/Filtr /Pad (dB)	Corrected Reading (dBuV/m)	Avg Limit (dBuV/m)	Margin (dB)	Peak Limit (dBuV/m)	PK Margin (dB)	UNII Non-Restricted (dBuV/m)	PK Margin (dB)	Azimuth (Degs)	Height (cm)	Polarity
1	* 4.882	43.91	PK-U	34	-31.6	46.31	-	-	74	-27.69	-	-	234	165	H
	* 4.882	36.69	ADR	34	-31.6	39.09	54	-14.91	-	-	-	-	234	165	H
2	* 5.115	45.49	PK-U	34.2	-23.1	56.59	-	-	74	-17.41	-	-	300	172	H
	* 5.115	34.58	ADR	34.2	-23.1	45.68	54	-8.32	-	-	-	-	300	172	H
3	5.348	45.28	PK-U	34.4	-23.1	56.58	-	-	-	-	68.2	-11.62	311	171	H
4	5.816	46.95	PK-U	35	-23.1	58.85	-	-	-	-	68.2	-9.35	315	200	H
5	* 4.214	42.29	PK-U	33.4	-32.9	42.79	-	-	74	-31.21	-	-	62	180	V
	* 4.217	30.35	ADR	33.4	-32.8	30.95	54	-23.05	-	-	-	-	62	180	V
6	* 4.883	42.69	PK-U	34	-31.6	45.09	-	-	74	-28.91	-	-	314	141	V
	* 4.883	33.15	ADR	34	-31.6	35.55	54	-18.45	-	-	-	-	314	141	V

\* - indicates frequency in CFR15.205/IC8.10 Restricted Band

PK-U - U-NII: Maximum Peak

ADR - U-NII AD primary method, RMS average

**HIGH CHANNEL HARMONICS AND SPURIOUS EMISSIONS**



**DATA**

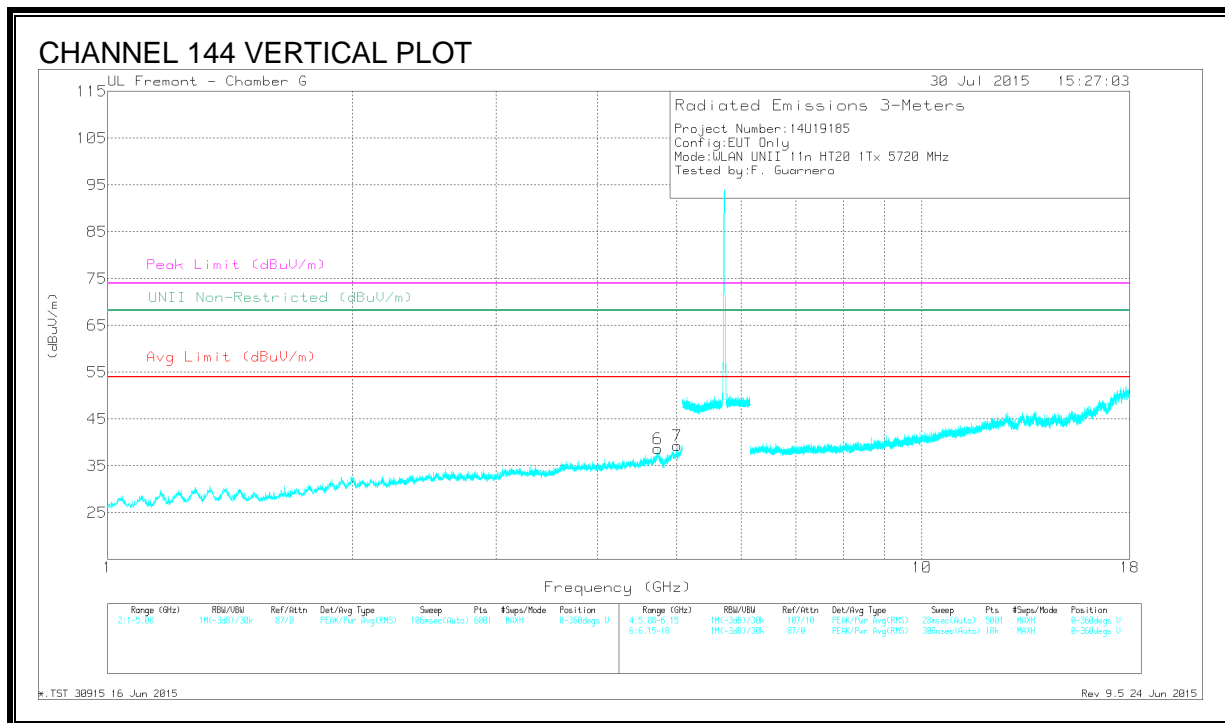
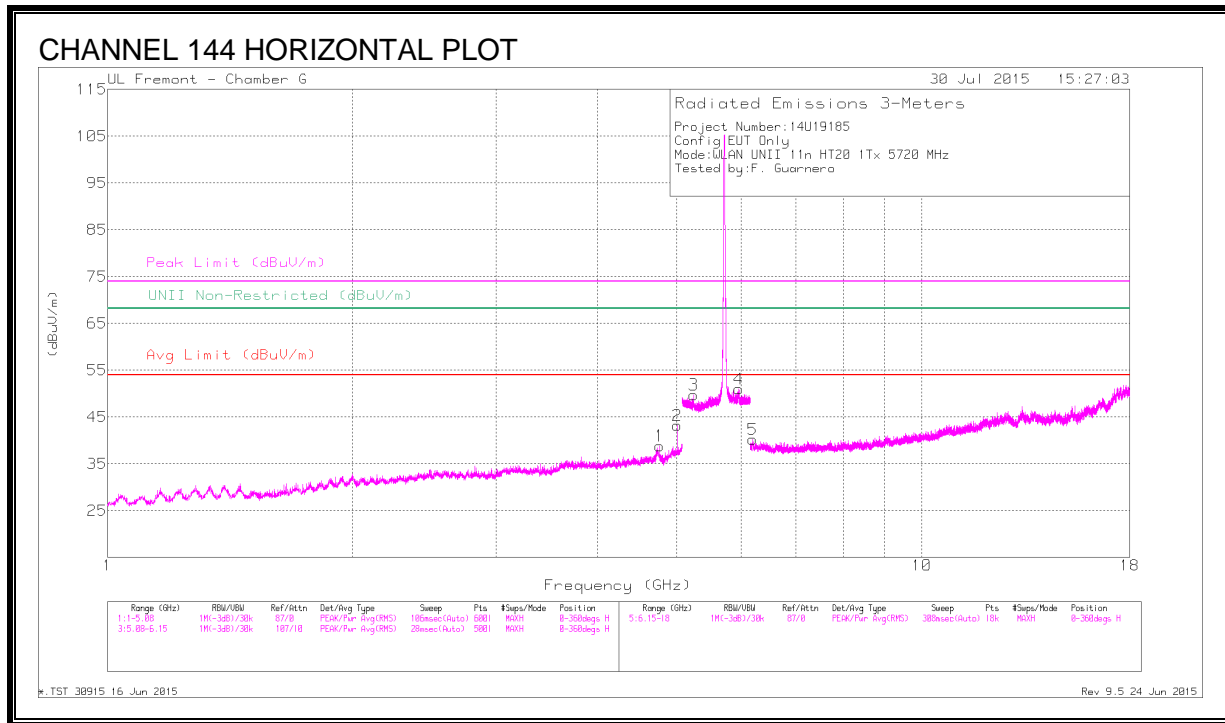
Marker	Frequency (GHz)	Meter Reading (dBuV)	Det	AF T862 (dB/m)	Amp/Cbl/Filtr /Pad (dB)	Corrected Reading (dBuV/m)	Avg Limit (dBuV/m)	Margin (dB)	Peak Limit (dBuV/m)	PK Margin (dB)	UNII Non-Restricted (dBuV/m)	PK Margin (dB)	Azimuth (Degs)	Height (cm)	Polarity
1	* 4.75	45.24	PK-U	33.9	-32	47.14	-	-	74	-26.86	-	-	297	160	H
	* 4.75	36.22	ADR	33.9	-32	38.12	54	-15.88	-	-	-	-	297	160	H
2	* 4.987	46.39	PK-U	34.2	-31.4	49.19	-	-	74	-24.81	-	-	297	198	H
	* 4.987	38.69	ADR	34.2	-31.4	41.49	54	-12.51	-	-	-	-	297	198	H
3	5.942	47.29	PK-U	35.2	-23.1	59.39	-	-	-	-	68.2	-8.81	229	177	H
4	6.173	44.79	PK-U	35.5	-31.7	48.59	-	-	-	-	68.2	-19.61	289	229	H
5	* 4.166	41.69	PK-U	33.3	-32.7	42.29	-	-	74	-31.71	-	-	325	295	V
	* 4.165	30.02	ADR	33.3	-32.7	30.62	54	-23.38	-	-	-	-	325	295	V
6	* 4.75	44.85	PK-U	33.9	-32	46.75	-	-	74	-27.25	-	-	288	244	V
	* 4.75	34.16	ADR	33.9	-32	36.06	54	-17.94	-	-	-	-	288	244	V
7	* 4.988	45.34	PK-U	34.2	-31.4	48.14	-	-	74	-25.86	-	-	312	134	V
	* 4.987	34.88	ADR	34.2	-31.4	37.68	54	-16.32	-	-	-	-	312	134	V
8	* 5.391	43.93	PK-U	34.5	-23	55.43	-	-	74	-18.57	-	-	247	210	V
	* 5.391	32.1	ADR	34.5	-23	43.6	54	-10.4	-	-	-	-	247	210	V

\* - indicates frequency in CFR15.205/IC8.10 Restricted Band

PK-U - U-NII: Maximum Peak

ADR - U-NII AD primary method, RMS average

**CHANNEL 144 HARMONICS AND SPURIOUS EMISSIONS**



**DATA**

Markers	Frequency (GHz)	Meter Reading (dBuV)	Det	AF T862 (dB/m)	Amp/Cb/Filtr /Pad (dB)	Corrected Reading (dBuV/m)	Avg Limit (dBuV/m)	Margin (dB)	Peak Limit (dBuV/m)	PK Margin (dB)	UNII Non-Restricted (dBuV/m)	PK Margin (dB)	Azimuth (Degs)	Height (cm)	Polarity
1	* 4.767	45.1	PK-U	34	-32.2	46.9	-	-	74	-27.1	-	-	273	165	H
	* 4.767	36.04	ADR	34	-32.2	37.84	54	-16.16	-	-	-	-	273	165	H
2	* 5.005	46.14	PK-U	34.2	-31.6	48.74	-	-	74	-25.26	-	-	305	149	H
	* 5.005	39.43	ADR	34.2	-31.6	42.03	54	-11.97	-	-	-	-	305	149	H
3	5.244	45.62	PK-U	34.4	-23.2	56.82	-	-	-	-	68.2	-11.38	326	143	H
4	5.96	46.42	PK-U	35.2	-23.1	58.52	-	-	-	-	68.2	-9.68	229	184	H
5	6.202	45.37	PK-U	35.5	-31.8	49.07	-	-	-	-	68.2	-19.13	290	235	H
6	* 4.739	44.26	PK-U	33.9	-31.9	46.26	-	-	74	-27.74	-	-	305	204	V
	* 4.74	32.59	ADR	33.9	-31.8	34.69	54	-19.31	-	-	-	-	305	204	V
7	* 5.005	44.41	PK-U	34.2	-31.6	47.01	-	-	74	-26.99	-	-	308	137	V
	* 5.005	34.68	ADR	34.2	-31.6	37.28	54	-16.72	-	-	-	-	308	137	V

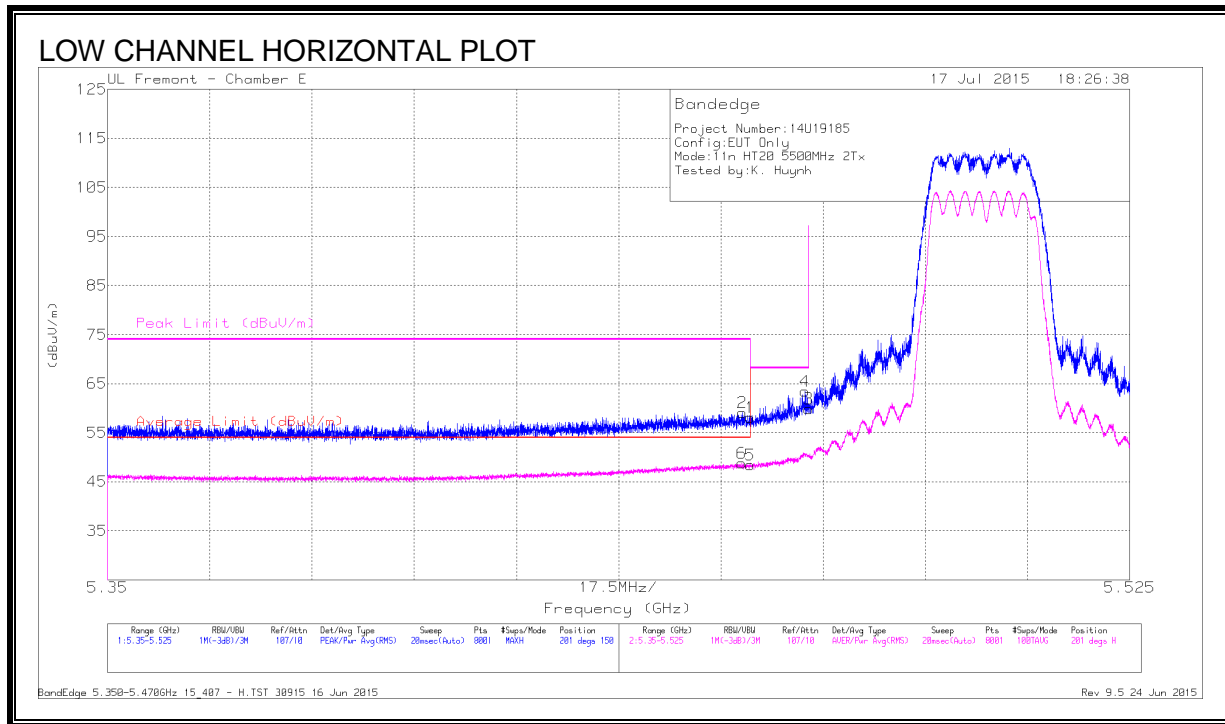
\* - indicates frequency in CFR15.205/IC8.10 Restricted Band

PK-U - U-NII: Maximum Peak

ADR - U-NII AD primary method, RMS average

### 9.15. 802.11n HT20 2Tx CDD MODE IN THE 5.6 GHz BAND

#### RESTRICTED BANDEDGE (LOW CHANNEL)



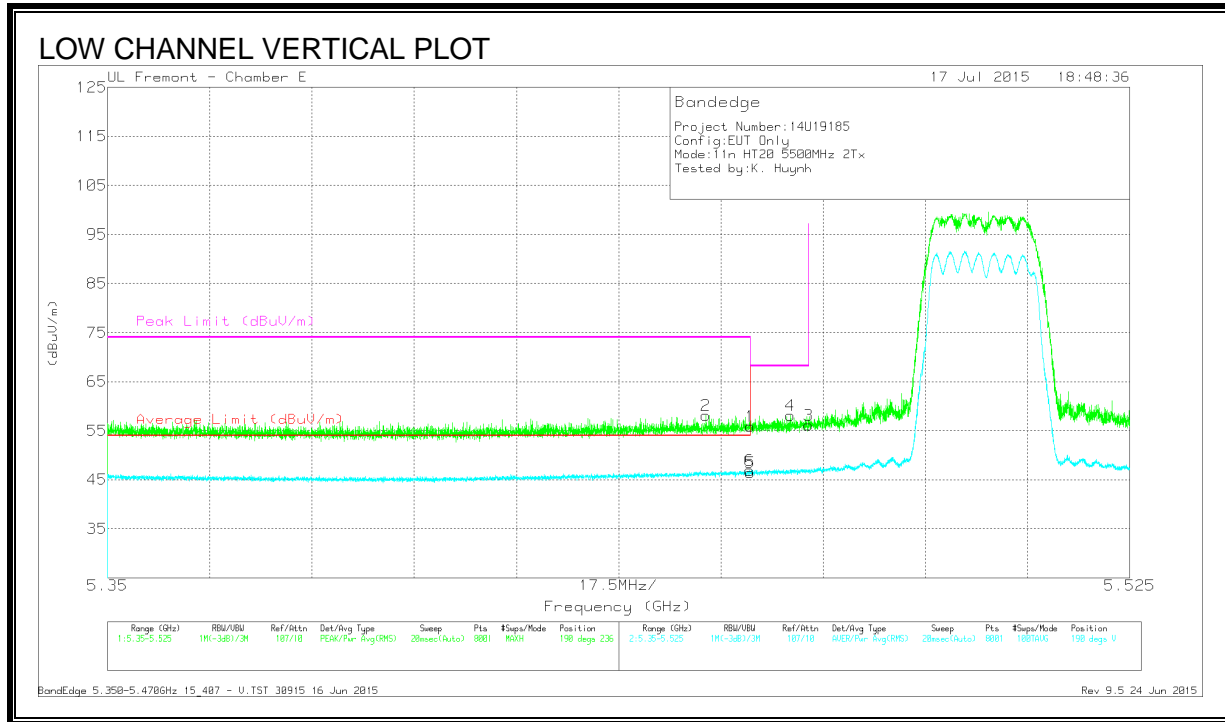
#### DATA

Marker	Frequency (GHz)	Meter Reading (dBuV)	Det	AF T346 (dB/m)	Amp/Cbl/ Filt/Pad (dB)	Corrected Reading (dBuV/m)	Average Limit (dBuV/m)	Margin (dB)	Peak Limit (dBuV/m)	PK Margin (dB)	Azimuth (Degs)	Height (cm)	Polarity
1	* 5.46	44.84	Pk	34.6	-21.3	58.14	-	-	74	-15.86	201	150	H
2	* 5.459	45.92	Pk	34.6	-21.4	59.12	-	-	74	-14.88	201	150	H
3	5.47	46.61	Pk	34.6	-21.3	59.91	-	-	68.2	-8.29	201	150	H
4	5.469	50.14	Pk	34.6	-21.3	63.44	-	-	68.2	-4.76	201	150	H
5	* 5.46	35.08	RMS	34.6	-21.3	48.38	54	-5.62	-	-	201	150	H
6	* 5.459	35.57	RMS	34.6	-21.4	48.77	54	-5.23	-	-	201	150	H

\* - indicates frequency in CFR15.205/IC8.10 Restricted Band

Pk - Peak detector

RMS - RMS detection



**DATA**

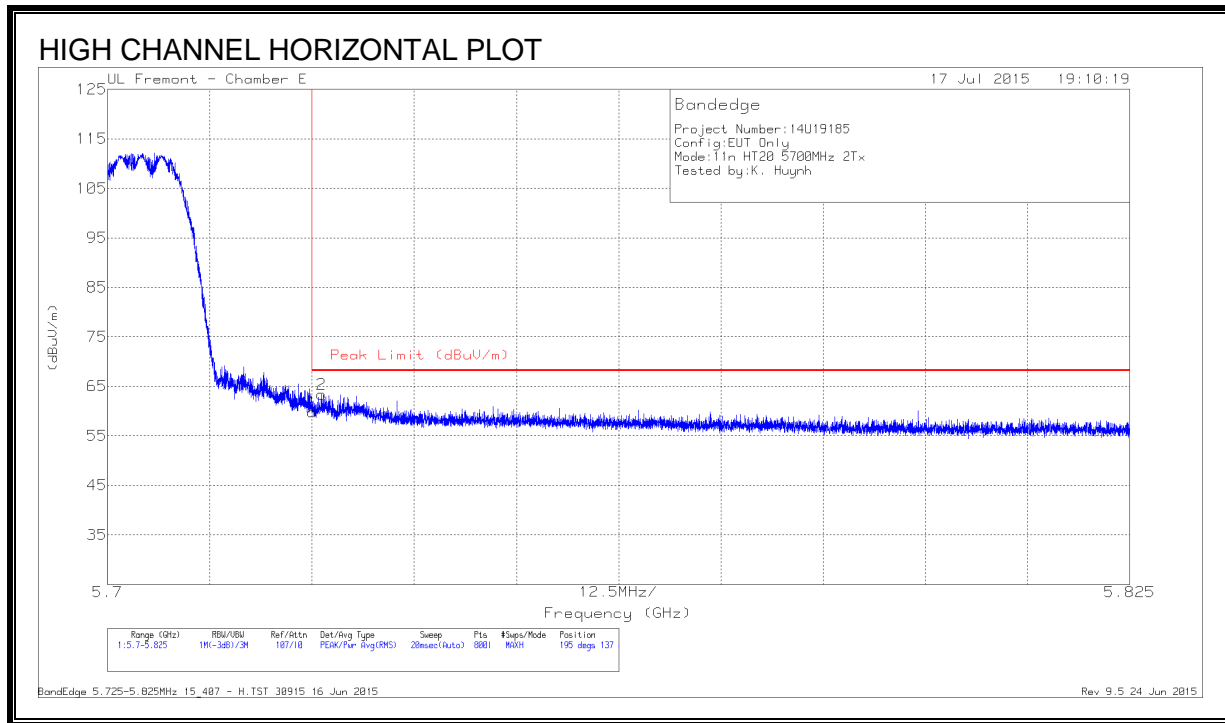
Marker	Frequency (GHz)	Meter Reading (dBuV)	Det	AF T346 (dB/m)	Amp/Cbl/ Filt/Pad (dB)	Corrected Reading (dBuV/m)	Average Limit (dBuV/m)	Margin (dB)	Peak Limit (dBuV/m)	PK Margin (dB)	Azimuth (Degs)	Height (cm)	Polarity
1	* 5.46	42.59	Pk	34.6	-21.3	55.89	-	-	74	-18.11	190	236	V
2	* 5.452	44.89	Pk	34.6	-21.4	58.09	-	-	74	-15.91	190	236	V
3	5.47	42.78	Pk	34.6	-21.3	56.08	-	-	68.2	-12.12	190	236	V
4	5.467	44.82	Pk	34.6	-21.3	58.12	-	-	68.2	-10.08	190	236	V
5	* 5.46	33.1	RMS	34.6	-21.3	46.4	54	-7.6	-	-	190	236	V
6	* 5.46	33.58	RMS	34.6	-21.3	46.88	54	-7.12	-	-	190	236	V

\* - indicates frequency in CFR15.205/IC8.10 Restricted Band

Pk - Peak detector

RMS - RMS detection

**RESTRICTED BANDEDGE (HIGH CHANNEL)**

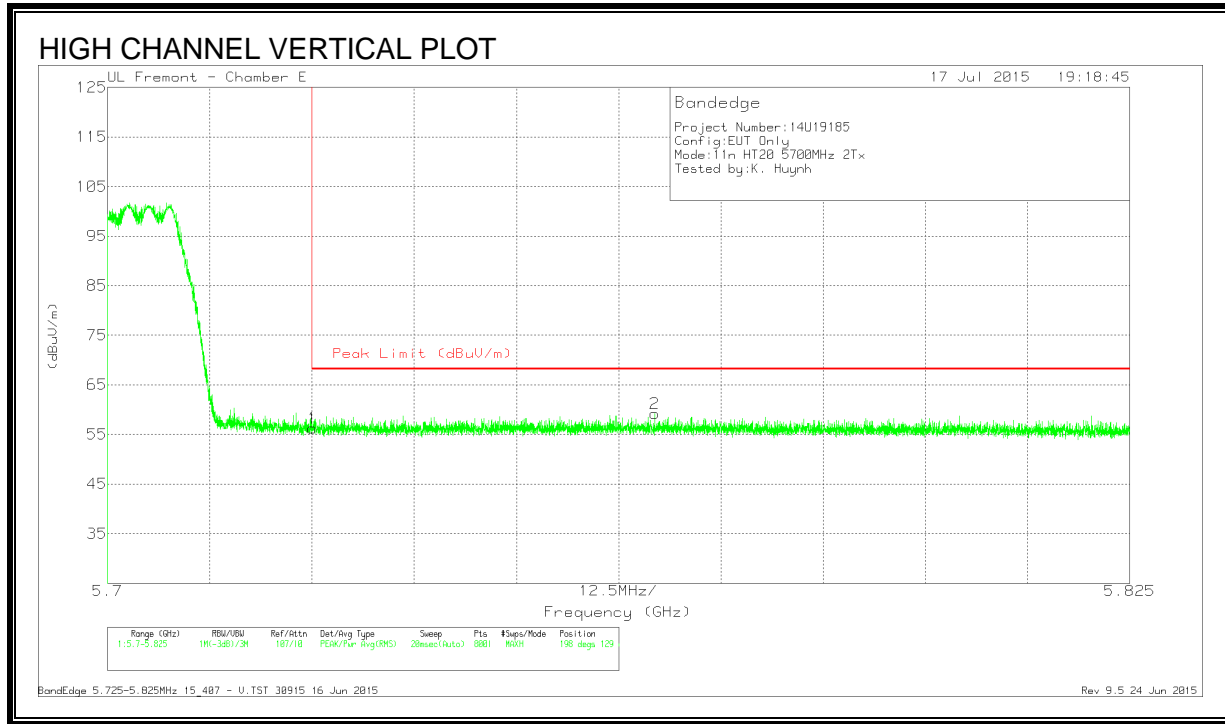


**DATA**

Marker	Frequency (GHz)	Meter Reading (dBuV)	Det	AF T346 (dB/m)	Amp/Cbl/Fit r/Pad (dB)	Corrected Reading (dBuV/m)	Peak Limit (dBuV/m)	PK Margin (dB)	Azimuth (Degs)	Height (cm)	Polarity
1	5.725	46.07	Pk	34.7	-21	59.77	68.2	-8.43	195	137	H
2	5.726	49.61	Pk	34.7	-20.9	63.41	68.2	-4.79	195	137	H

Pk - Peak detector



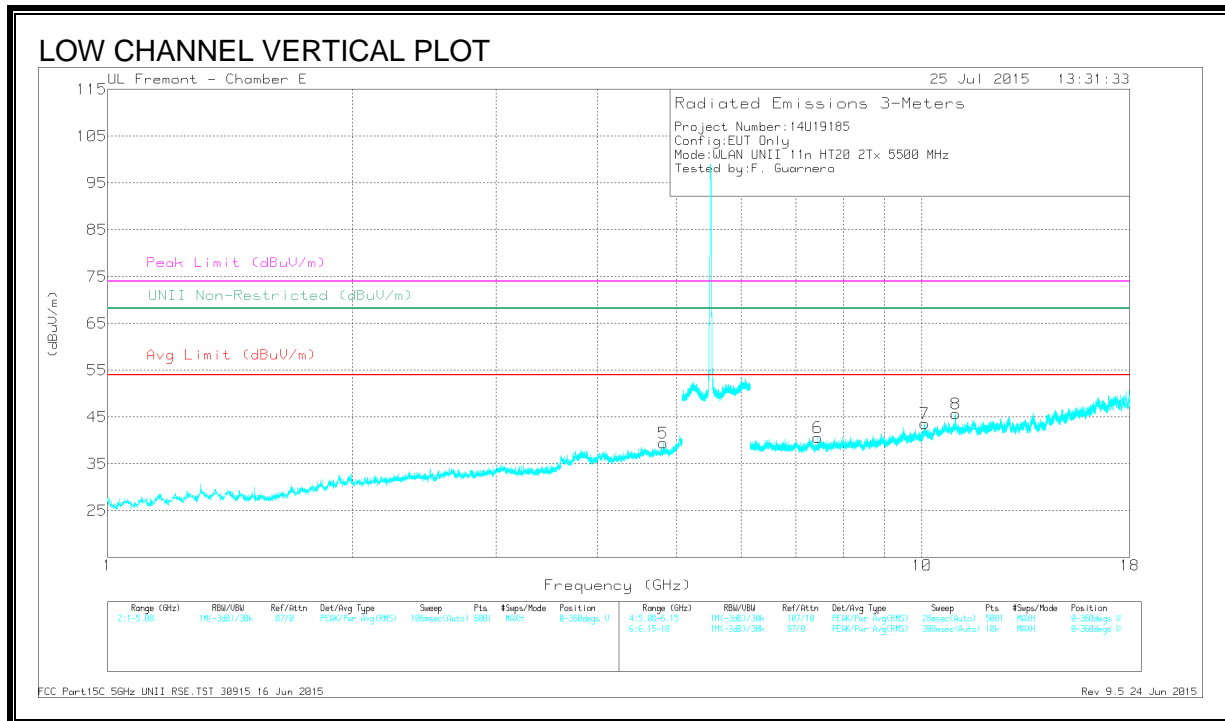
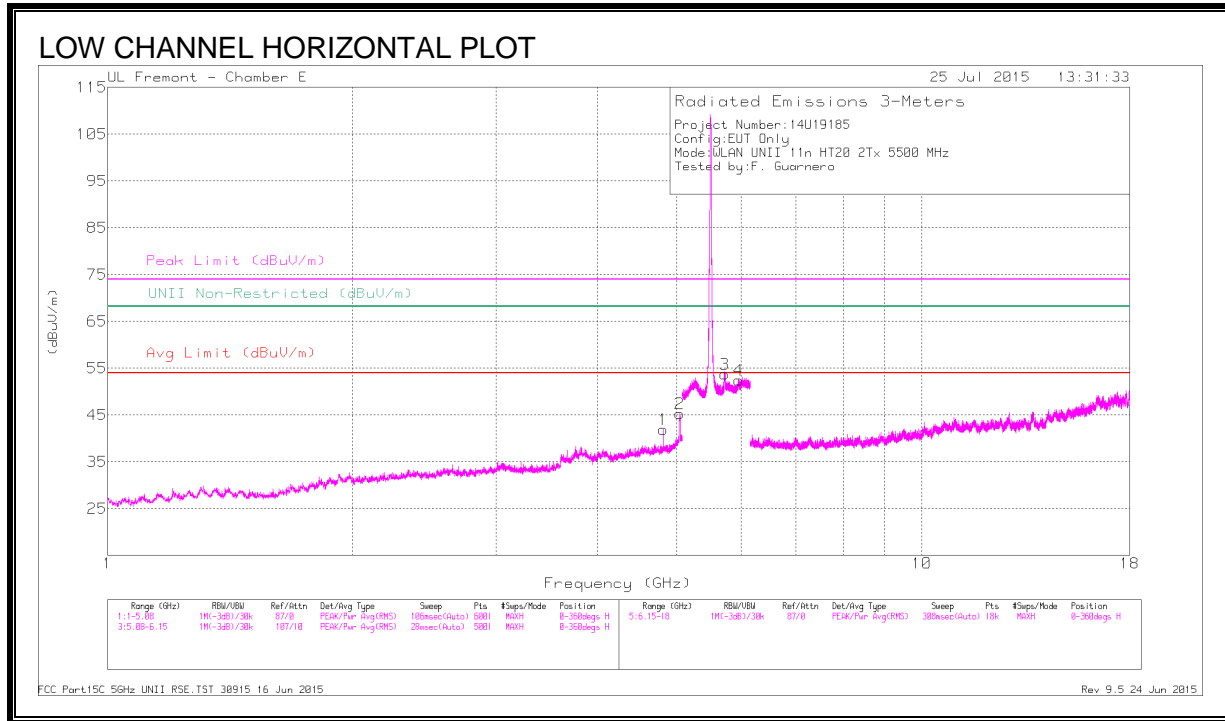


**DATA**

Marker	Frequency (GHz)	Meter Reading (dBuV)	Det	AF T346 (dB/m)	Amp/Cbl/Fit r/Pad (dB)	Corrected Reading (dBuV/m)	Peak Limit (dBuV/m)	PK Margin (dB)	Azimuth (Degs)	Height (cm)	Polarity
1	5.725	42.6	Pk	34.7	-21	56.3	68.2	-11.9	198	129	V
2	5.767	45.23	Pk	34.8	-20.8	59.23	68.2	-8.97	198	129	V

Pk - Peak detector

**LOW CHANNEL HARMONICS AND SPURIOUS EMISSIONS**



**DATA**

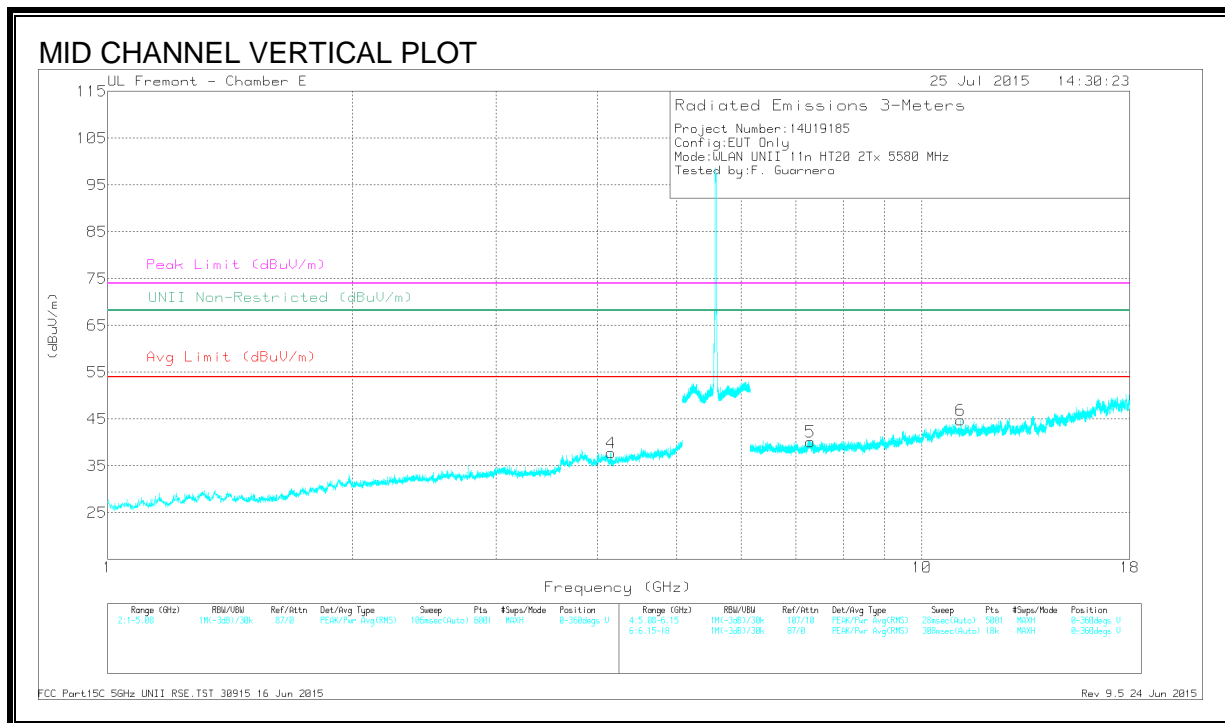
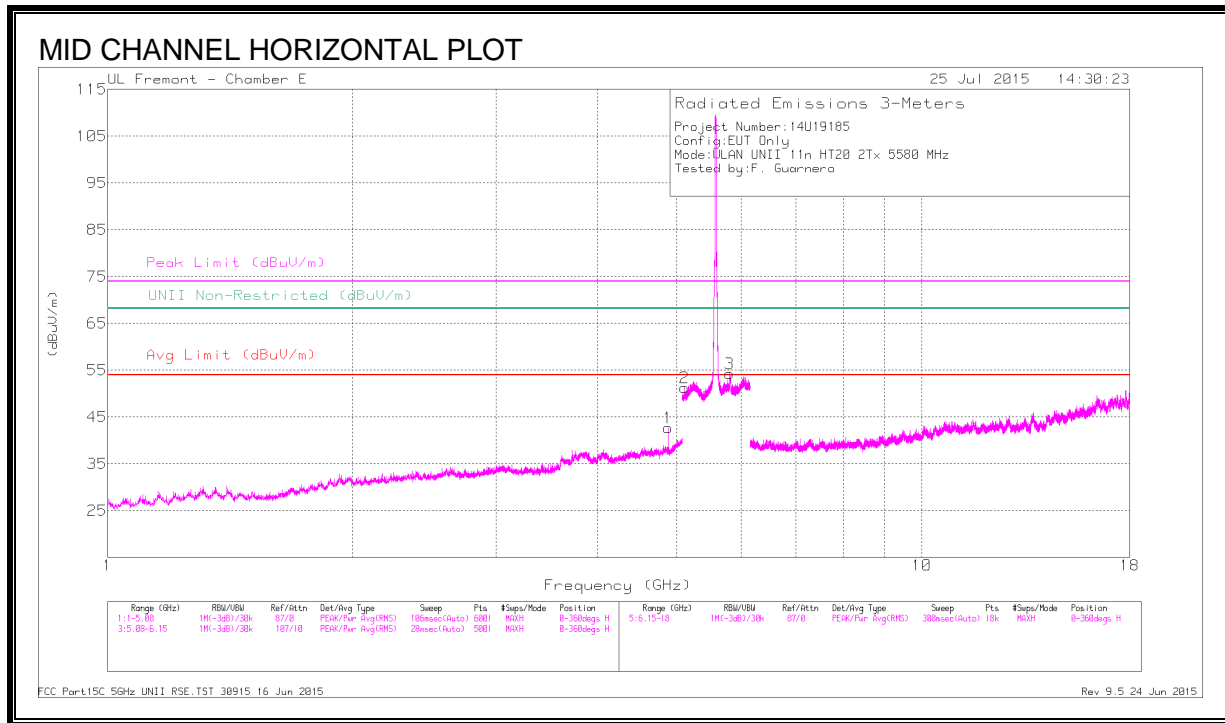
Marker	Frequency (GHz)	Meter Reading (dBuV)	Det	AF T346 (dB/m)	Amp/Cbl/FI tr/Pad (dB)	Corrected Reading (dBuV/m)	Avg Limit (dBuV/m)	Margin (dB)	Peak Limit (dBuV/m)	PK Margin (dB)	UNII Non-Restricted (dBuV/m)	PK Margin (dB)	Azimuth (Degs)	Height (cm)	Polarity
1	* 4.812	44.83	PK-U	34.1	-30.1	48.83	-	-	74	-25.17	-	-	37	132	H
	* 4.813	36.79	ADR	34.1	-30.1	40.79	54	-13.21	-	-	-	-	37	132	H
2	* 5.042	47.55	PK-U	34.2	-29.3	52.45	-	-	74	-21.55	-	-	53	111	H
	* 5.042	38.15	ADR	34.2	-29.3	43.05	54	-10.95	-	-	-	-	53	111	H
3	5.722	48.22	PK-U	34.7	-21	61.92	-	-	-	-	68.2	-6.28	33	173	H
4	5.959	47.1	PK-U	35	-21.1	61	-	-	-	-	68.2	-7.2	335	102	H
5	* 4.813	42.97	PK-U	34.1	-30.1	46.97	-	-	74	-27.03	-	-	28	212	V
	* 4.813	33.04	ADR	34.1	-30.1	37.04	54	-16.96	-	-	-	-	28	212	V
6	* 7.449	39.11	PK-U	35.6	-28.3	46.41	-	-	74	-27.59	-	-	69	152	V
	* 7.449	27.27	ADR	35.6	-28.3	34.57	54	-19.43	-	-	-	-	69	152	V
7	10.08	35.53	PK-U	37.1	-23.7	48.93	-	-	-	-	68.2	-19.27	261	120	V
8	* 11.001	42.23	PK-U	37.9	-23.9	56.23	-	-	74	-17.77	-	-	31	196	V
	* 11.001	29.53	ADR	37.9	-23.9	43.53	54	-10.47	-	-	-	-	31	196	V

\* - indicates frequency in CFR15.205/IC8.10 Restricted Band

PK-U - U-NII: Maximum Peak

ADR - U-NII AD primary method, RMS average

**MID CHANNEL HARMONICS AND SPURIOUS EMISSIONS**



**DATA**

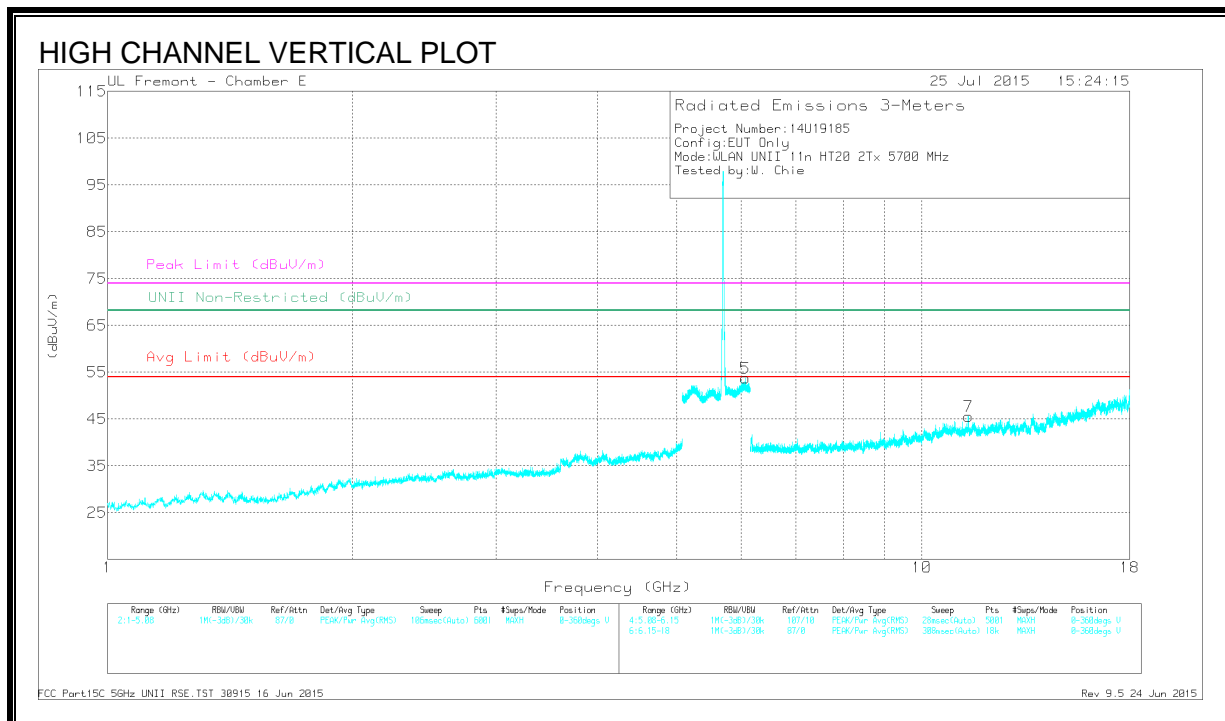
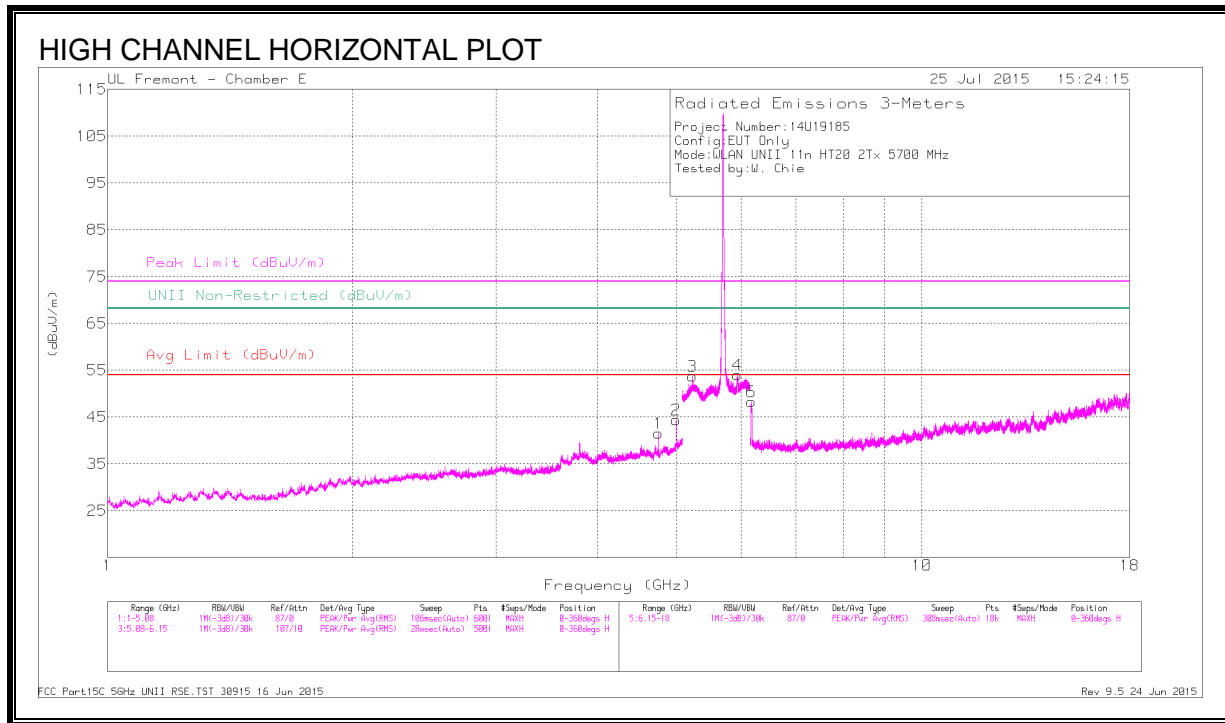
Marker	Frequency (GHz)	Meter Reading (dBuV)	Det	AF T346 (dB/m)	Amp/Cbl/FI tr/Pad (dB)	Corrected Reading (dBuV/m)	Avg Limit (dBuV/m)	Margin (dB)	Peak Limit (dBuV/m)	PK Margin (dB)	UNII Non-Restricted (dBuV/m)	PK Margin (dB)	Azimuth (Degs)	Height (cm)	Polarity
1	* 4.883	43.42	PK-U	34.1	-30.7	46.82	-	-	74	-27.18	-	-	332	146	H
	* 4.883	36.32	ADR	34.1	-30.7	39.72	54	-14.28	-	-	-	-	332	146	H
2	* 5.112	45.51	PK-U	34.2	-21.5	58.21	-	-	74	-15.79	-	-	337	212	H
	* 5.108	33.47	ADR	34.2	-21.6	46.07	54	-7.93	-	-	-	-	337	212	H
3	5.804	48.57	PK-U	34.9	-21	62.47	-	-	-	-	68.2	-5.73	33	184	H
4	* 4.149	42.16	PK-U	33.4	-31.4	44.16	-	-	74	-29.84	-	-	55	184	V
	* 4.146	30.12	ADR	33.4	-31.4	32.12	54	-21.88	-	-	-	-	55	184	V
5	* 7.293	38.7	PK-U	35.5	-27	47.2	-	-	74	-26.8	-	-	265	254	V
	* 7.294	26.86	ADR	35.5	-27.1	35.26	54	-18.74	-	-	-	-	265	254	V
6	* 11.158	40.11	PK-U	37.8	-25.1	52.81	-	-	74	-21.19	-	-	26	133	V
	* 11.16	28.3	ADR	37.8	-25.1	41	54	-13	-	-	-	-	26	133	V

\* - indicates frequency in CFR15.205/IC8.10 Restricted Band

PK-U - U-NII: Maximum Peak

ADR - U-NII AD primary method, RMS average

**HIGH CHANNEL HARMONICS AND SPURIOUS EMISSIONS**



**DATA**

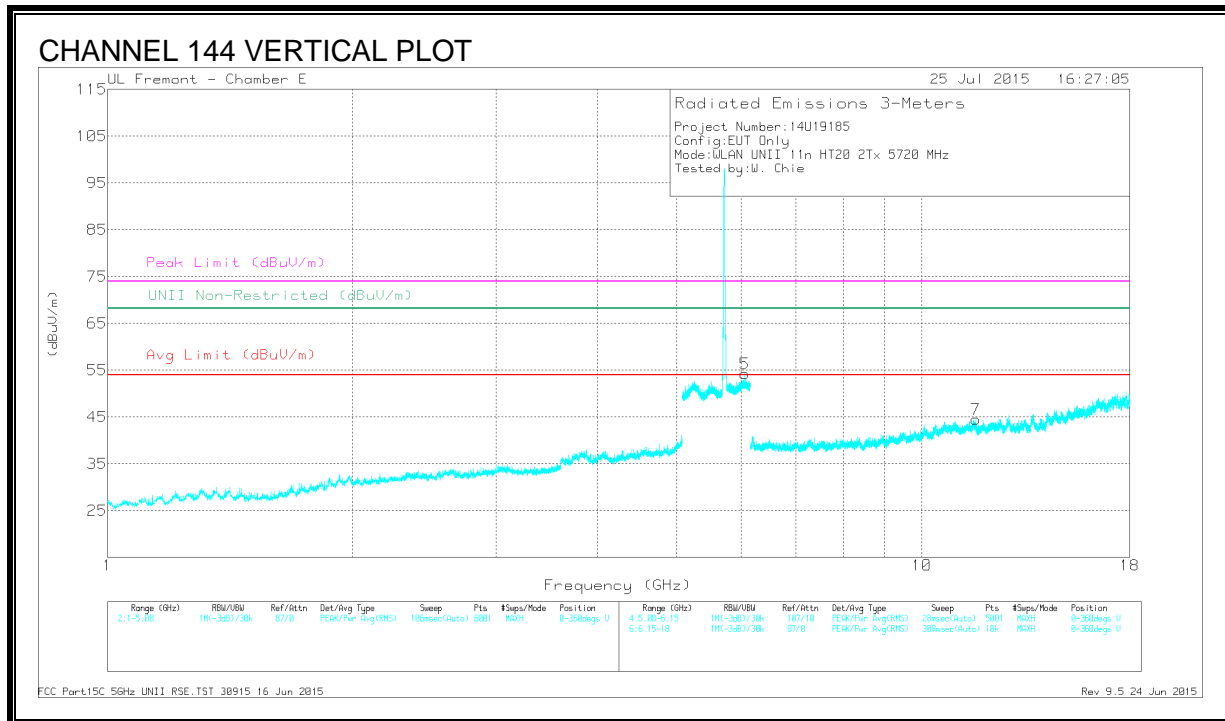
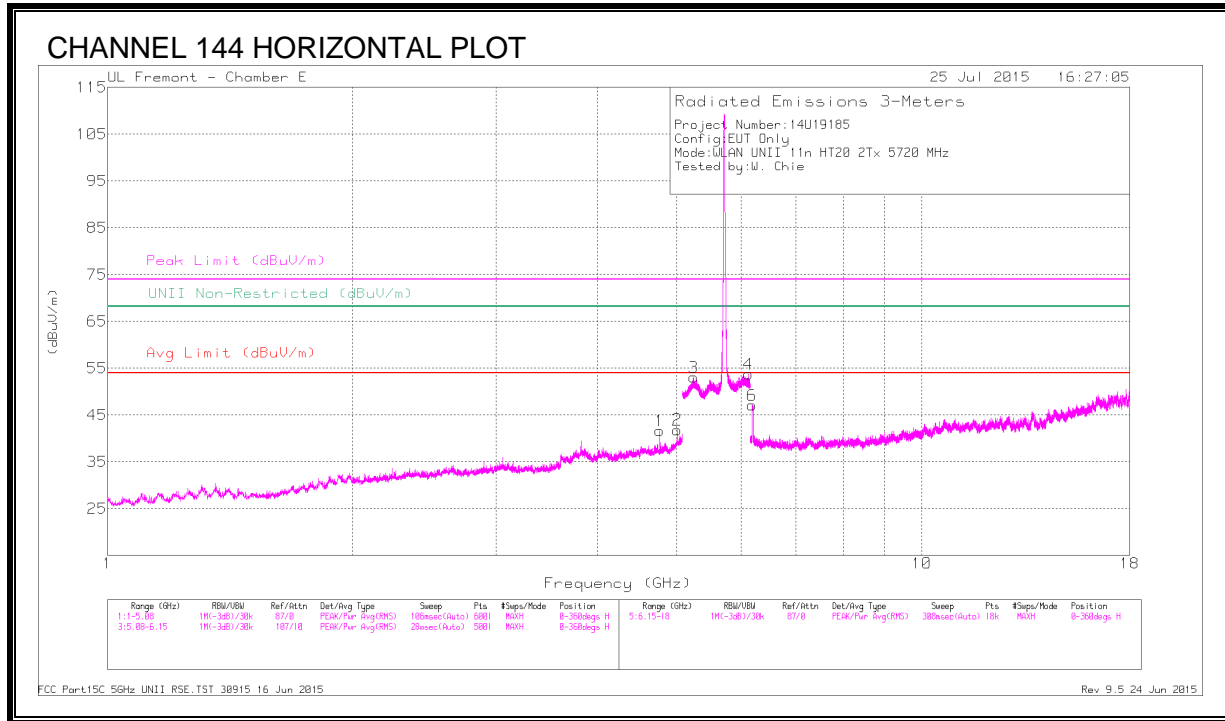
Marker	Frequency (GHz)	Meter Reading (dBuV)	Det	AF T346 (dB/m)	Amp/Cb/FI tr/Pad (dB)	Corrected Reading (dBuV/m)	Avg Limit (dBuV/m)	Margin (dB)	Peak Limit (dBuV/m)	PK Margin (dB)	UNII Non-Restricted (dBuV/m)	PK Margin (dB)	Azimuth (Degs)	Height (cm)	Polarity
1	* 4.75	44.24	PK-U	34.1	-30.2	48.14	-	-	74	-25.86	-	-	336	125	H
	* 4.75	35.91	ADR	34.1	-30.2	39.81	54	-14.19	-	-	-	-	336	125	H
2	* 4.988	47.17	PK-U	34.2	-30.2	51.17	-	-	74	-22.83	-	-	337	107	H
	* 4.987	39.69	ADR	34.2	-30.2	43.69	54	-10.31	-	-	-	-	337	107	H
7	* 11.409	39.57	PK-U	38	-24.3	53.27	-	-	74	-20.73	-	-	6	104	V
	* 11.41	27.02	ADR	38	-24.3	40.72	54	-13.28	-	-	-	-	6	104	V
3	5.225	47.78	PK-U	34.4	-21.2	60.98	-	-	-	-	68.2	-7.22	44	111	H
	5.932	48.7	PK-U	35	-21.1	62.6	-	-	-	-	68.2	-5.6	67	152	H
5	6.074	45.52	PK-U	35.2	-20.6	60.12	-	-	-	-	68.2	-8.08	30	188	V
	6.172	49.83	PK-U	35.3	-29.2	55.93	-	-	-	-	68.2	-12.27	336	109	H

\* - indicates frequency in CFR15.205/IC8.10 Restricted Band

PK-U - U-NII: Maximum Peak

ADR - U-NII AD primary method, RMS average

**CHANNEL 144 HARMONICS AND SPURIOUS EMISSIONS**





**DATA**

Marker	Frequency (GHz)	Meter Reading (dBuV)	Det	AF T346 (dB/m)	Amp/Cb/FI tr/Pad (dB)	Corrected Reading (dBuV/m)	Avg Limit (dBuV/m)	Margin (dB)	Peak Limit (dBuV/m)	PK Margin (dB)	UNII Non-Restricted (dBuV/m)	PK Margin (dB)	Azimuth (Degs)	Height (cm)	Polarity
1	* 4.766	44.8	PK-U	34.1	-30.5	48.4	-	-	74	-25.6	-	-	48	130	H
	* 4.767	36.88	ADR	34.1	-30.5	40.48	54	-13.52	-	-	-	-	48	130	H
2	* 5.005	45.56	PK-U	34.2	-29.7	50.06	-	-	74	-23.94	-	-	56	249	H
	* 5.005	37.06	ADR	34.2	-29.7	41.56	54	-12.44	-	-	-	-	56	249	H
7	* 11.643	37.33	PK-U	38.2	-24.8	50.73	-	-	74	-23.27	-	-	28	254	V
	* 11.643	25.29	ADR	38.2	-24.8	38.69	54	-15.31	-	-	-	-	28	254	V
3	5.244	47.33	PK-U	34.5	-21.2	60.63	-	-	-	-	68.2	-7.57	64	114	H
5	6.063	46.09	PK-U	35.2	-20.6	60.69	-	-	-	-	68.2	-7.51	344	238	V
4	6.123	45.59	PK-U	35.3	-20.3	60.59	-	-	-	-	68.2	-7.61	71	382	H
6	6.189	48.23	PK-U	35.3	-28.9	54.63	-	-	-	-	68.2	-13.57	325	104	H

\* - indicates frequency in CFR15.205/IC8.10 Restricted Band

PK-U - U-NII: Maximum Peak

ADR - U-NII AD primary method, RMS average