

Maximum Permissible Exposure (MPE) & Exposure evaluation



Report identification number: 1-3474/17-01-07_FCC_IC

Certification numbers and labeling requirements	
FCC ID	2AM6A- MRRE14HBW
IC number	23203-MRRE14HBW
HVIN (Hardware Version Identification Number)	M/N MRRe14HBW
PMN (Product Marketing Name)	MRRe14HBW
FVIN (Firmware Version Identification Number)	-/-
HMN (Host Marketing Name)	-/-

This test report is electronically signed and valid without handwriting signature. For verification of the electronic signatures, the public keys can be requested at the testing laboratory.

Document authorized:

Alexander Hnatovskiy
 Lab Manager
 Radio Communications & EMC



EUT technologies:

Technologies:	Applied averaged EIRP (P*G)
76 - 77 GHz	25.75 dBm

Prediction of MPE limit at given distance - FCC

Equation from page 18 of OET Bulletin 65, Edition 97-01

$$S = PG / 4\pi R^2$$

where: S = Power density
P = Power input to the antenna
G = Antenna gain
R = Distance to the center of radiation of the antenna

The table below is excerpted from Table 1B of 47 CFR 1.1310 titled "Limits for Maximum Permissible Exposure (MPE), Limits for General Population/Uncontrolled Exposure"

Frequency Range (MHz)	Power Density (mW/cm ²)	Averaging Time (minutes)
300 -1500	f/1500	30
1500 - 100000	1.0	30



where f = Frequency (MHz)

Prediction: worst case

		> 1500 MHz
	Technology - Radar	77 GHz
P	Applied averaged EIRP (P*G)	25.75 dBm
R	Distance	20 cm
S	MPE limit for uncontrolled exposure	1 mW/cm ²
	Calculated Power density:	0.0748 mW/cm ²

This prediction demonstrates the following:

The power density levels for FCC at a distance of 20 cm are below the maximum levels allowed by regulations.



Prediction of MPE limit at given distance - IC

RSS-102, Issue 5, 2.5.2

RF exposure evaluation is required if the separation distance between the user and/or bystander and the device's radiating element is greater than 20 cm, except when the device operates as follows:

- below 20 MHz and the source-based, time-averaged maximum e.i.r.p. of the device is equal to or less than 1 W (adjusted for tune-up tolerance);
- at or above 20 MHz and below 48 MHz and the source-based, time-averaged maximum e.i.r.p. of the device is equal to or less than $4.49/f^{0.5}$ W (adjusted for tune-up tolerance), where f is in MHz;
- at or above 48 MHz and below 300 MHz and the source-based, time-averaged maximum e.i.r.p. of the device is equal to or less than 0.6 W (adjusted for tune-up tolerance);
- at or above 300 MHz and below 6 GHz and the source-based, time-averaged maximum e.i.r.p. of the device is equal to or less than $1.31 \times 10^{-2} f^{0.6834}$ W (adjusted for tune-up tolerance), where f is in MHz;
- at or above 6 GHz and the source-based, time-averaged maximum e.i.r.p. of the device is equal to or less than 5 W (adjusted for tune-up tolerance).

Prediction: worst case

		above 6 GHz
	Technology - Radar	77 GHz
P	Applied averaged EIRP (P*G)	25.75 dBm
R	Distance	20 cm
	Maximum EIRP	375.8 mW
	Exclusion Limit from above:	5.00 W

Conclusion: RF exposure evaluation is not required.

For applications where minimum distance to radiating element is 20cm Annex C of RSS-102 should be filled out.