



Job Name: _____

Location: _____

Engineer: _____

Submitted To: _____

Submitted By: _____

Reference: _____

Date: _____

For: File Resubmit
 Approval Other _____

ClimaPure: Indoor Unit: CS-XE18WKUAW

Outdoor Unit: CU-XE18WKUA

Cooling Mode Capacity:

Nominal Capacity (BTU/h) Min./Rated/Max.)	5,800/17,200/19,800
Power Input (kW) (Min./Rated/Max.)	1.70/5.04/5.80

Heating Mode Capacity:

Nominal Capacity (BTU/h) (Min./Rated/Max.)	5,800/20,400/30,000
Power Input (kW) (Min./Rated/Max.)	1.70/5.97/8.79

Rating Standard AHRI 210/240:




	Min.	Rated	Max.
EER	13.45	13.20	12.35
COP	4.47	3.66	3.14

Power Supply:

Power Supply (V/PH/Hz)	208-230/1/60
Max Current (A) / Max Input Power (W)	11.9 / 2,610
Starting Current (A)	8.70

Power Supply:

Cooling Amps(A)	
- 208 (Mid)	6.90
- 230 (Mid)	6.20
Heating Amps	
- 208 (Mid)	8.70
- 230 (Mid)	7.70



Operating Capacity:

17°F: Rated Capacity (BTU/h) / I. Power (W)	14,000/1,400
5°F: Max. Capacity (BTU/h)	20,400

Compressor:

Type	Inverter driven Hermetic rotary
Motor Type	Brushless (4-poles)
Output Power (W)	1,700

Noise Levels: Cooling

Indoor Noise (H / L / QLo) (dB A)	47 / 39 / 36
Indoor Power Level dB	63
Outdoor Noise (H / L / QLo) (dB A)	52
Outdoor Power Level dB	66

Noise Levels: Heating

Indoor Noise (H / L / QLo) (dB A)	48 / 39 / 36
Indoor Power Level dB	64
Outdoor Noise (H / L / QLo) (dB A)	54
Outdoor Power Level dB	68

Operating Specification

Min. Circuit Ampacity (A)	20
Max Overcurrent Protection (A)	25
SEER/HSPF	21.00/12.00
Moisture Removal L/h (Pt/h)	1.7 (3.6)
Power Supply	Outdoor
Thermostat	Electronic Control
Protection Device	Electronic Control
Refrigerant Cycle:	
- Control Device	Expansion Valve
- Refrigerant Oil cm ³	FV50S (800)
- Refrigerant Type g (oz)	R410A, 1,850 (65.3)

Indoor Fan Stats:

Fan Type	Crossflow Fan
Motor	DC (8-poles)
Input Power (W)	94.8
Output Power (W)	30

Indoor Fan Speeds

QLo Cool/Heat (rpm)	900/900
Lo Cool/Heat (rpm)	980/980
Med.Cool/Heat (rpm)	1,120/1,120
Hi. Cool/Heat (rpm)	1,260/1,330
SHi Cool/Heat	1,310/1,380

Indoor Heat Exchanger

Fin Material	Aluminum (Pre-Coat)
Fin Type	Silt Fin
Row x Stage x FPI	2 x 17 x 21
Size (W x H x L) (in)	32.93 x 14.06 x 1

Indoor Operation Range

	Dry Bulb	Wet Bulb
Cooling		
Minimum °F (°C)	60.8 (16)	51.8 (11)
Maximum °F (°C)	89.6 (32)	73.4 (23)
Heating		
Minimum °F (°C)	60.8 (16)	-/-
Maximum °F (°C)	86.0 (30)	-/-

Indoor Fan Airflow

Fan Setting	Cool	Heat
QLo (CFM)	384	386
Lo (CFM)	424	425
Med. (CFM)	493	508
Hi. (CFM)	560	595
SHi. (CFM)	586	621

Indoor Air Quality



Device	Built in air & surface purifier
Material	Maintenance free titanium (no filter)
Output	Water ion generated from air moisture
Ozone Emission	CARB listed, less than 0.005 ppm

Outdoor Fan Stats

Fan Type	Propeller Fan
Motor	DC (8-poles)
Input Power (W)	-
Output Power (W)	60

Outdoor Fan Speeds

Hi. Cool/Heat (RPM)	640/580
---------------------	---------

Outdoor Heat Exchanger

Fin Material	Aluminum (Blue Coat)
Fin Type	Corrugated Fin
Row x Stage x FPI	2 x 36 x 19
Size (W x H x L) (in.)	1.43 x 29.76 x 34.20 : 35.32

Outdoor Operation Range

	Dry Bulb	Wet Bulb
Cooling		
Minimum °F (°C)	0 / -17.8	-/-
Maximum °F (°C)	114.8 (46)	78.8 (26)
Heating		
Minimum °F (°C)	-15 (-26)	-16 (-26.7)
Maximum °F (°C)	75.2 (24)	64.4 (18)

Outdoor Fan Airflow

Fan Setting	Cool	Heat
Hi (CFM)	1925	1925

Dimensions & Weight

Height (in.)	
- Indoor	11-29/32
- Outdoor	31-5/16
Width (in.)	
- Indoor	43-13/32
- Outdoor	34-15/32
Depth (in.)	
- Indoor	9-5/8
- Outdoor	12-5/8
Weight	
- Indoor/Outdoor Net (lb.)	33/132

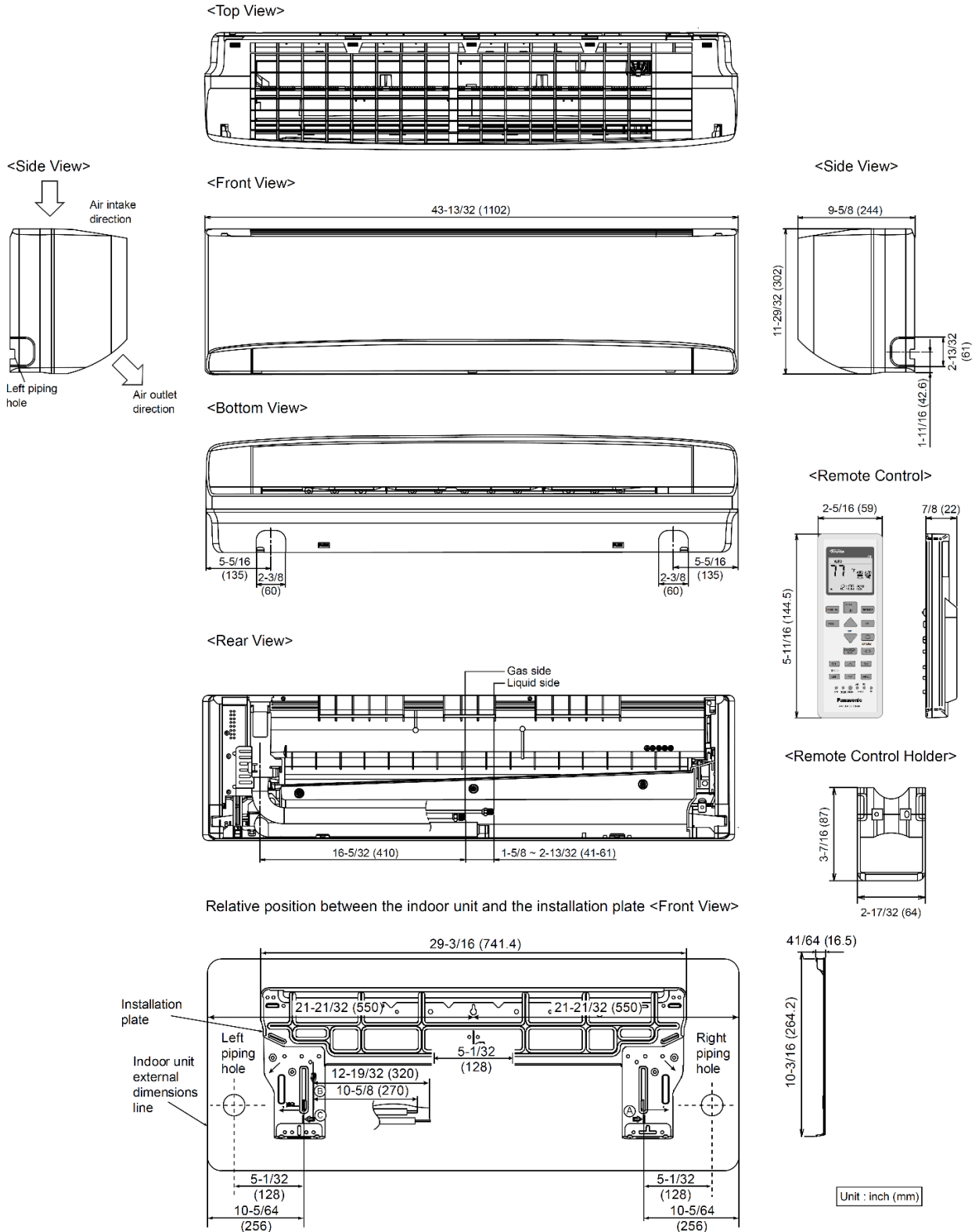
Piping Metrics

Pipe Diameter Liquid / Gas (In.)	
- Liquid	1/4"
- Gas	1/2"
Standard Length (Ft.)	25
Length Range (Ft) (min-max)	10 – 100
Indoor (CS) & Outdoor (CU) Max Height Difference (Ft)	49.2
Additional Gas Amount (Ft)	0.2
Length for Additional Gas (Ft)	33
Drain Hose	
- Inner Diameter (In.)	.66
- Length (In.)	25.6


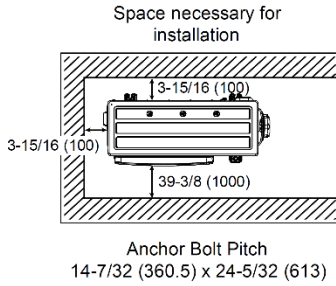
WLAN

Network Adaptor	Wireless LAN Module (built-in)
Input Voltage	DC 5V (from AC indoor unit)
Current Consumption	Tx/Rx max. 290/100 mA.
Wireless LAN Standard	IEEE 802.11 b/g/n
Frequency Range	2.4 GHz Band
Encryption	WPA-PSK (TKIP/AES)
App Controls	
-	Work with Android 4.4 and iOS9 and above
-	Anytime, anywhere control
-	Scalable manage up to 200 units
-	Energy monitoring and statistics

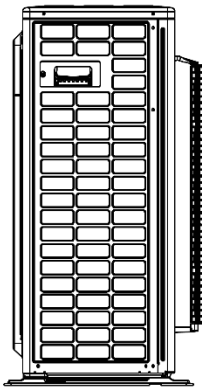
Indoor Dimensions



Outdoor Dimensions

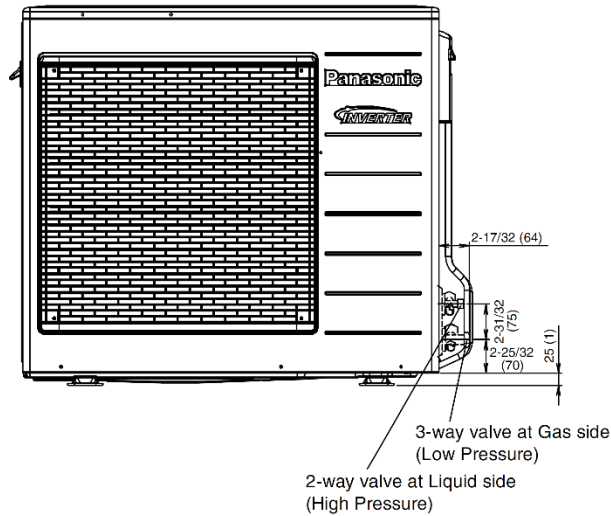


<Side View>

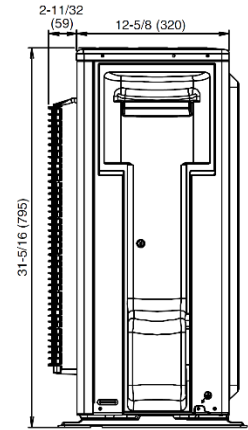


Unit: inch (mm)

<Front View>



<Side View>



Accessories

Optional Accessories		
BS600	Mounting Bracket for Outdoor Unit	All Outdoor Models.
WINDB-1A	Wind Baffle - Side Discharge Fan	22.5 " wide - Single Fan - 1 Baffle, Double Fan - 2 Baffles
WINDB-M1	Wind Baffle - Small Multi/Large Single Coil Side	For use with XE15WKUA, XE18WKUA, XE24WKUA, CU-2E18SBU, CU-3E19RBU, CU-E12RBU, CU-E18RBU, CU-E18RKUA, CU-E24RKUA, CU-RE18SKUA, CU-RE24SKUA, CU-E18SD3UA
USPA-AC-WIFI-1B	RAC Residential Wired Wi-Fi Adaptor	This Internet Control device is mounted next to the indoor unit and connects to the main board with the supplied cable. It can be used with wired and wireless remotes.
USPA-RC2-WIFI-1	PAC Residential & Light Commercial Wired Wi-Fi Adaptor	This Internet Control device can be paired with a wired or wireless remote and uses the instructed remote wiring.
USPA-AC-BAC-1	RAC Residential BACnet Controller	This is a BACnet over IP or MSTP device. Configured using external dip switches.
USPA-RC2-BAC-1	PAC Residential & Light Commercial BACnet Controller	This is a BACnet over IP or MSTP device capable of monitoring and controlling all generations of PACi, ECOi and ECOi EX units.
USPA-AC-BAC-128	PAC Residential & Light Commercial BACnet Controller	This is a BACnet over IP server device capable of monitoring and controlling PACi, ECOi and ECOi EX systems. Up to 128 indoor units
CZ-CFUNC1U	Communication Adaptor	controller requires (1) Communication Adaptor
SI-30-230	Condensate Pump	All 230v models. 5 gallons per hour
CZ-SA31P	PM 2.5 Filter All XE, E, RE wall mount	All XE, E, RE wall mount
CZ-SA20P	Anti-Microbial Filter	All XE, E, RE wall mount

Optional Accessories		
CZ-CLNC1U	Lon-Works Interface	The CZ-CLNC1U LonWorks Interface can control up to 16 indoor units. Monitors and controls all generations of PACi, ECOi and ECOi EX systems. Connected directly into the communication bus and is field-configured via dip switches.
CZ-CAPRA1	RAC Adapter	This adaptor serves as an interface required to connect a central control device, such as an intelligent controller, with a room air conditioner. Using this adaptor can operate or monitor the room air conditioner from a central control device.
CZ-RD516C-1	Wired Remote (for Wall Mount)	For use with XE9WKUA, XE12WKUA, XE15WKUA, XE18WKUA, XE24WKUA, XE9SKUA, XE12SKUA, XE15SKUA, E9RKUA, E12RKUA, E18RKUA, E24RKUA, E9NKUA, E12NKUA, E18NKUA, E24NKUA, RE9SKUA, RE12SKUA, RE18SKUA, RE24SKUA
RCPTC130XE-J	Wireless Remote Caddy - Locking Bracket.	For use with XE**SKUA models
RCPTC110B-J	Wireless Remote Caddy - Locking Bracket.	For use with XE**PKUA, XE**SKUA, E**NKUA and E**RKUA Models
DL04080815	Multi-Split connection tube adaptor	1/4" liquid line, 3/8" suction line, 1/2" insulation thickness and 15' line length
DL04080820	Multi-Split connection tube adaptor	1/4" liquid line, 3/8" suction line, 1/2" insulation thickness and 20' line length
DL04080835	Multi-Split connection tube adaptor	1/4" liquid line, 3/8" suction line, 1/2" insulation thickness and 36' line length