


INTERTEK TESTING SERVICES

3.2 Radiated Emission Configuration Photograph - Base Unit

Worst Case Radiated Emission

Front View

at 174.872 MHz



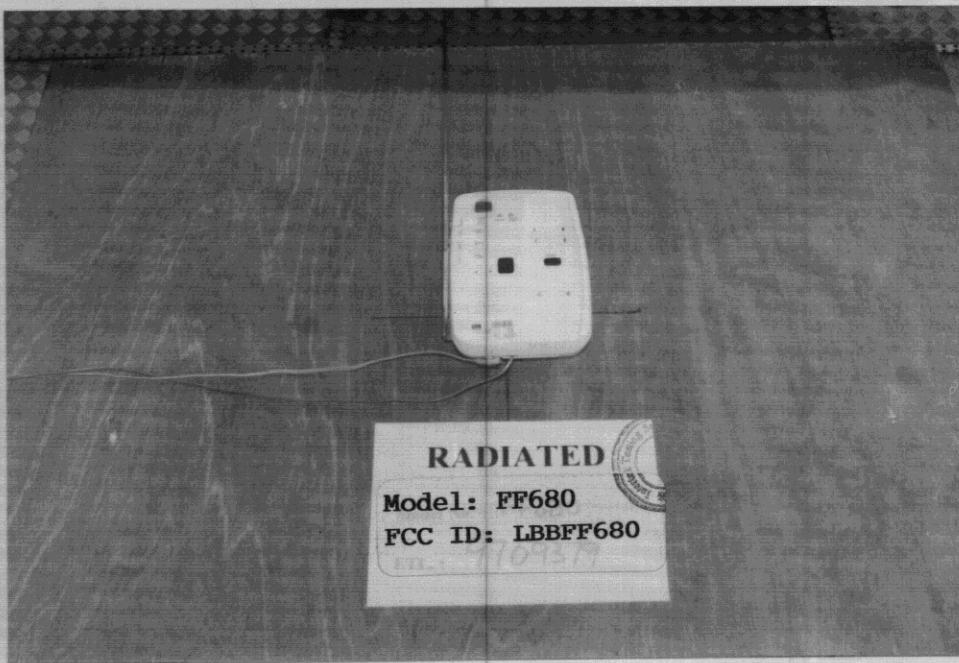
INTERTEK TESTING SERVICES

3.2 Radiated Emission Configuration Photograph (cont.) - Base Unit

Worst Case Radiated Emission

Rear View

at 174.872 MHz



INTERTEK TESTING SERVICES

3.4 Radiated Emission Configuration Photograph - Handset

Worst Case Radiated Emission

Front View

at 49.360 MHz



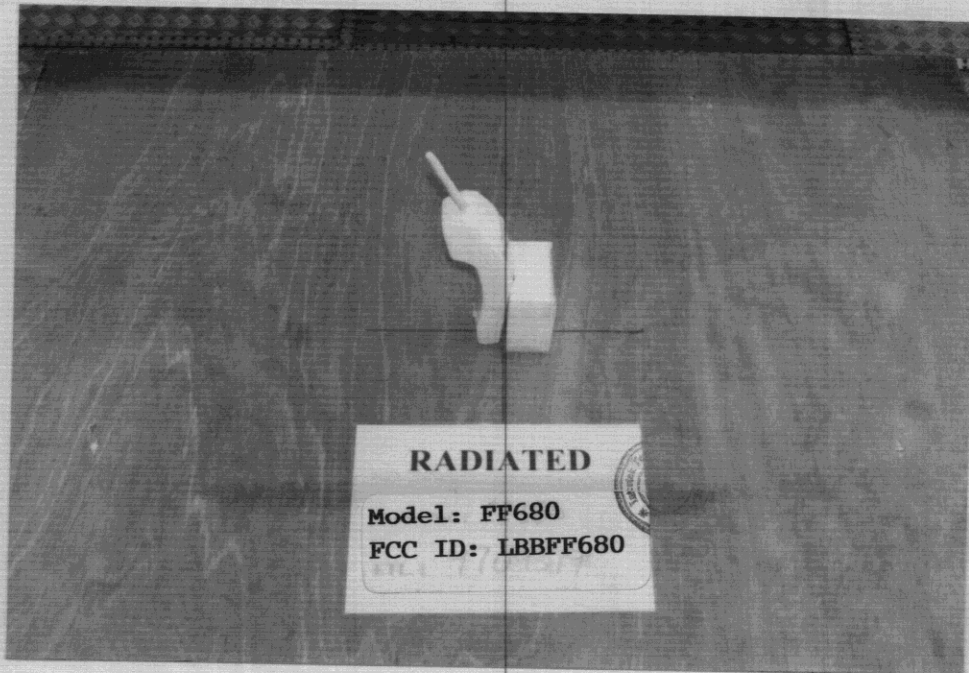
INTERTEK TESTING SERVICES

3.4 Radiated Emission Configuration Photograph (cont.) - Handset

Worst Case Radiated Emission

Rear View

at 49.360 MHz




INTERTEK TESTING SERVICES

3.6 Line Conducted Configuration Photograph - Base Unit

Worst Case Line-Conducted Configuration

Front View




INTERTEK TESTING SERVICES

3.6 Line Conducted Configuration Photograph (cont.) - Base Unit

Worst Case Line-Conducted Configuration

Rear View



INTERTEK TESTING SERVICES

3.6 Line Conducted Configuration Photograph (cont.) - Base Unit

Worst Case Line-Conducted Configuration

Side View

