



BEVERAGE-AIR

Project: _____	AIA#
Item: _____	SIS#
Location: _____	
Approved: _____	

DD Draft Beer Equipment-Direct Draw Dispenser

DD94HC Solid Door

Hydrocarbon Series

MODELS:
DD94HC-1-B
DD94HC-1-S

DD94HC Direct Draw Dispenser: Standard Model



DD94HC-1-B



DD94HC-1-S

3 Year Parts/Labor Warranty
Additional 2 Year Compressor Warranty

CABINET CONSTRUCTION

- Exterior is wear resistant vinyl on steel in black or stainless steel finish
- Top and drip tray are heavy-duty stainless steel
- Interior is galvanized steel on walls and ceiling, reinforced floor is heavy duty stainless steel
- Full electronic control
- Drain tube located at bottom front of cooler or connection to floor drain
- 3" Insulated dispensing tower(s)
- Two (2) dual tap towers
- Self-closing doors with locks
- Magnetic gaskets provide positive door seal
- Field reversible doors
- Compressor available on left or right, specify at time of unit order

OPTIONS & ACCESSORIES

- Stainless steel interior available
- Turbo taps
- Epoxy coated wire shelves
- Wine models
- Wine taps
- Faucet locks
- Glass rinser
- 3"-6" casters or 6" legs with adjustable plate
- Low profile casters
- Foot pedal door opener
- 1-5 Tap tower
- 2,3 & 4 way manifolds
- Special 6/pan option
- No draft/hole cover options

REFRIGERATION SYSTEM

- Refrigeration system uses R290 refrigerant to comply with all environmental concerns
- Models feature forced air refrigeration to keep beer in kegs ice cold for dispensing
- Automatic, non-electric evaporator
- Epoxy coated evaporator coil



3779 Champion Blvd., Winston-Salem, NC 27105
1-888-845-9800 Fax: 1-336-245-6453
Beverage-Air.com sales@beva.com



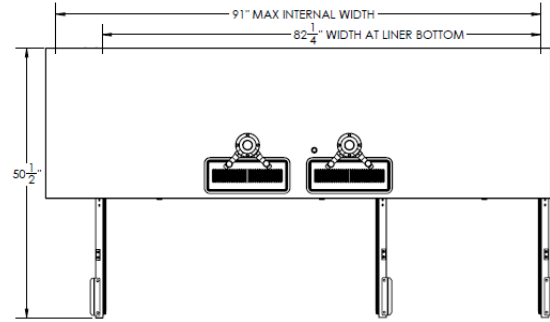
BEVERAGE-AIR

Bar Equipment-Direct Draw Dispenser Solid Door

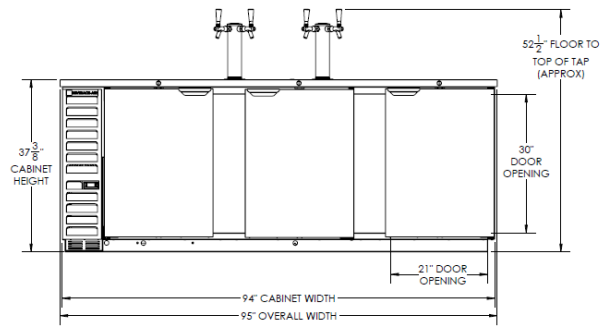
Models: DD94HC-1-B, DD94HC-1-S

MODEL	DD94HC-1-B	DD94HC-1-S
EXTERNAL DIMENSIONAL DATA		
Width Overall	95"	95"
Depth Overall with Handle	29"	29"
Height Overall	52 1/2"	52 1/2"
Number of doors	3	3
Depth with Door Open 90°	50 1/2"	50 1/2"
Door Opening (in)	21" X 30"	21" X 30"
INTERNAL DIMENSIONAL DATA		
NET Capacity (cubic ft.)	37.82	37.82
Internal Width Overall (in)	82 1/4"	82 1/4"
Internal Depth Overall (in)	23 1/8"	23 1/8"
Internal Height Overall (in)	27 1/4"	27 1/4"
Number of Kegs	5	5
ELECTRICAL DATA		
Full Load Amperes 115/60/1	5.5	5.5
REFRIGERATION DATA		
Horsepower	1/3	1/3
Capacity (BTU/Hr)*	2392	2392
WEIGHT DATA		
Gross Weight (Crated lbs)	458 lbs	458 lbs
Height - Crated	45"	41 1/4"
Width - Crated	97"	98"
Depth - Crated	32"	31 1/4"

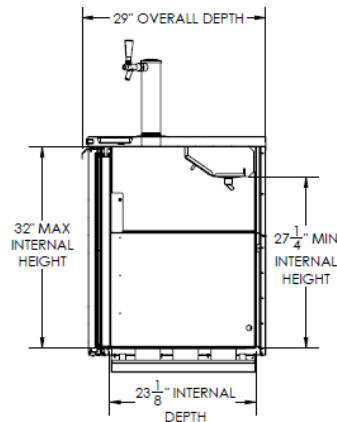
Model Views



Plan View



Elevation View



Side View

ELECTRICAL CONNECTION

Units pre-wired at factory and include 8' long cord and plug set.



115/60/1
NEMA-5-15P



an Ali Group Company



The Spirit of Excellence

3779 Champion Blvd., Winston-Salem, NC 27105
1-888-845-9800 Fax: 1-336-245-6453
Beverage-Air.com sales@bevair.com