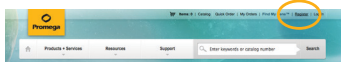


User Guide

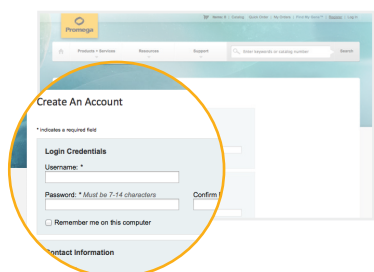
Helix® is the only on-site stocking program that automates the entire purchasing process—from obtaining products to invoicing, inventory and re-order—with the simple swipe of a card.



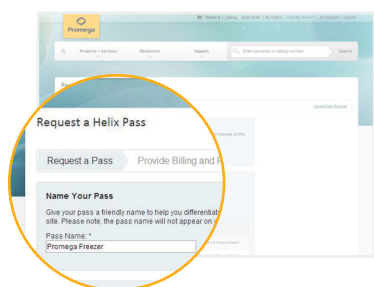
Register



Create An Account



Request A Helix Pass



How to Get Your Pass

- Visit www.promega.com and select “**Register**” on the top right.
- Follow the prompts to set up your promega.com profile.
- Click on any of the Helix links on the account landing page.
- Follow the prompts to set up a pass. Your site code is:

- Your pass will arrive in 1-2 business days.



How to Use Your Pass

Log in at www.promega.com to see what's in your Helix® unit.



Swipe your Helix® Pass in front of the Helix® name on the unit. The name will light up and the door lock will release.



- Remove your product and close the door.
- You will receive an order confirmation email.
- Log into your account at www.promega.com to review your order history.



Problems or questions?

Please contact the Promega Helix® team at helix@promega.com or 1-800-356-9526, extension 2222 for assistance.

If you need a product that is not in your unit, email your request to helix@promega.com

