

Dell OpenManage Essentials Version 2.0.1 Support Matrix



Notes, cautions, and warnings



NOTE: A NOTE indicates important information that helps you make better use of your computer.



CAUTION: A CAUTION indicates either potential damage to hardware or loss of data and tells you how to avoid the problem.



WARNING: A WARNING indicates a potential for property damage, personal injury, or death.

Copyright © 2015 Dell Inc. All rights reserved. This product is protected by U.S. and international copyright and intellectual property laws. Dell™ and the Dell logo are trademarks of Dell Inc. in the United States and/or other jurisdictions. All other marks and names mentioned herein may be trademarks of their respective companies.

2015 - 04

Rev. A02

Introduction

Dell OpenManage Essentials is a hardware management application that provides a comprehensive view of Dell systems, devices, and components in your environment. This document lists the agents, devices, operating systems, and databases supported by Dell OpenManage Essentials version 2.0.1.

Supported agents




 **NOTE:** For more information on the devices listed in this document, see the documentation for that device.

Table 1. Agents supported by Dell OpenManage Essentials

Dell systems agents	Supported version
Dell OpenManage Server Administrator	7.x or later
Dell Lifecycle Controller	For Dell's 13th generation of PowerEdge servers – 2.01.00.01 or later For 12th generation of PowerEdge servers – 1.4.x or later For 11th generation of PowerEdge servers – 1.6.x or later
Chassis Management Controller (CMC)	For PowerEdge M1000e – 4.6 or later For PowerEdge VRTX – 1.30 or later For PowerEdge FX2 and FX2s – 1.1 or later
iDRAC8	2.00.00.00 or later
iDRAC7	1.57.57 or later  NOTE: Make sure that Express or Enterprise licenses are available to perform firmware updates.
iDRAC6	For monolithic systems – 1.98 or later For modular systems – 3.65 or later
Dell Command Monitor (previously Dell OpenManage Client Instrumentation)	9.0 or later

Supported devices

Supported Dell PowerEdge servers

 **NOTE:** In the PowerEdge server name format yxxx; y denotes alphabets, for example M,R, or T and x denotes numbers.


yx0x systems	yx1x systems	yx2x systems	yx3x systems
PowerEdge M600	PowerEdge R210	PowerEdge M420	PowerEdge M630
PowerEdge M605	PowerEdge R210 II	PowerEdge M520	PowerEdge T430
PowerEdge M805	PowerEdge R310	PowerEdge M620	PowerEdge T630
PowerEdge M905	PowerEdge R510	PowerEdge M820	PowerEdge R430
PowerEdge R200	PowerEdge R515	PowerEdge R220	PowerEdge R530
PowerEdge R300	PowerEdge R610	PowerEdge R320	PowerEdge R630
PowerEdge R805	PowerEdge R710	PowerEdge R420	PowerEdge R730
PowerEdge R900	PowerEdge R810	PowerEdge R520	PowerEdge R730xd
PowerEdge R905	PowerEdge R815	PowerEdge R620	PowerEdge FC630
PowerEdge T100	PowerEdge R910	PowerEdge R720	
PowerEdge T105	PowerEdge R410	PowerEdge R720xd	
PowerEdge T300	PowerEdge R415	PowerEdge R820	
PowerEdge T605	PowerEdge R715	PowerEdge R920	
	PowerEdge T110	PowerEdge T320	
	PowerEdge T110 II	PowerEdge T420	
	PowerEdge T310	PowerEdge T620	
	PowerEdge T410	PowerEdge FC420	
	PowerEdge T610	PowerEdge FC620	
	PowerEdge T710	PowerEdge FM120x4	
	PowerEdge M610		
	PowerEdge M610x		
	PowerEdge M710		
	PowerEdge M710HD		
	PowerEdge M910		
C Series			
PowerEdge C6220		PowerEdge C6100	
PowerEdge C8220		PowerEdge C5220	

Supported Dell chassis devices

Dell PowerEdge VRTX	Dell PowerEdge M1000e	Dell PowerEdge FX2	Dell PowerEdge FX2s
---------------------	-----------------------	--------------------	---------------------

Supported Dell EqualLogic devices

EqualLogic PS4000E	EqualLogic PS5000XV	EqualLogic PS6100XS	EqualLogic PS6510
EqualLogic PS4000X	EqualLogic PS5500E	EqualLogic PS6110E	EqualLogic PS6510E
EqualLogic PS4000XV	EqualLogic PS6000E	EqualLogic PS6110S	EqualLogic PS6510 ES
EqualLogic PS4100X	EqualLogic PS6000X	EqualLogic PS6110X	EqualLogic PS6510X
EqualLogic PS4100XV	EqualLogic PS6000XV	EqualLogic PS6110XS	EqualLogic PS-M4110
EqualLogic PS4100E	EqualLogic PS6010	EqualLogic PS6110XV	EqualLogic PS-M4110X
EqualLogic PS4110X	EqualLogic PS6010E	EqualLogic PS6210E	EqualLogic PS-M4110XV
EqualLogic PS4110XV	EqualLogic PS6010X	EqualLogic PS6210X	EqualLogic PS-M4110E
EqualLogic PS4110E	EqualLogic PS6010XV	EqualLogic PS6210XV	EqualLogic PS-M4110XS
EqualLogic PS4210E	EqualLogic PS6010XVS	EqualLogic PS6210S	
EqualLogic PS4210X	EqualLogic PS6100	EqualLogic PS6210XS	NAS appliances
EqualLogic PS4210XV	EqualLogic PS6100E	EqualLogic PS6500	EqualLogic FS7500
EqualLogic PS4210XS	EqualLogic PS6100S	EqualLogic PS6500E	EqualLogic FS7600
EqualLogic PS5000E	EqualLogic PS6100X	EqualLogic PS6500ES	EqualLogic FS7610
EqualLogic PS5000X	EqualLogic PS6100XV	EqualLogic PS6500X	

 **NOTE:** Only EqualLogic NAS appliances with Fluid File System (Fluid FS) version 3 are supported.

Supported Dell PowerVault devices

PowerVault NX200	PowerVault MD3200i	PowerVault MD3620f	Tape Libraries/Drives
PowerVault NX300	PowerVault MD3220	PowerVault MD3660i	PowerVault TL2000
PowerVault NX3000	PowerVault MD3220i	PowerVault MD3660f	PowerVault TL4000
PowerVault NX3100	PowerVault MD3260	PowerVault MD3800i	PowerVault ML6000
PowerVault NX3500	PowerVault MD3260i	PowerVault MD3800f	
PowerVault NF500	PowerVault MD3400	PowerVault MD3820f	
PowerVault DP500	PowerVault MD3420	PowerVault MD3820i	
PowerVault DL2000	PowerVault MD3460	PowerVault MD3860f	
PowerVault DL2100	PowerVault MD3600i	PowerVault MD3860i	
PowerVault DL2200	PowerVault MD3600f		

PowerVault MD3200

PowerVault MD3620i

Supported Dell|EMC devices

Dell EMC CX300	CX4 Series - Flare / Navisphere	CX4 Series - Flare / Unisphere
Dell EMC CX3-10	Dell EMC CX4-120	Dell EMC CX4-120
Dell EMC CX3-20	Dell EMC CX4-240	Dell EMC CX4-2400
Dell EMC CX3-40	Dell EMC CX4-480	Dell EMC CX4-480
Dell EMC CX3-80	Dell EMC CX4-960	Dell EMC CX4-960
Dell EMC CX500		
Dell EMC CX700		

Supported Dell Compellent devices

Compellent SC8000	NAS appliance
Compellent SC4020	Compellent FS8600 version 3

Supported Dell Networking devices (previously PowerConnect and Force10 devices)

PowerConnect 2808	PowerConnect 6224F	PowerConnect B-8000
PowerConnect 2816	PowerConnect 6248	PowerConnect B-8000e
PowerConnect 2824	PowerConnect 6248P	PowerConnect B-MLXe 16
PowerConnect 2848	PowerConnect 7000	PowerConnect J-SRX210
PowerConnect 3424	PowerConnect 7024	PowerConnect J-SRX240
PowerConnect 3424P	PowerConnect 7024F	PowerConnect J-EX4200 (48T)
PowerConnect 3448	PowerConnect 7024P	PowerConnect J-EX8216
PowerConnect 3448P	PowerConnect 7048	PowerConnect M6220
PowerConnect 3548	PowerConnect 7048F	PowerConnect M6348
PowerConnect 3548P	PowerConnect 7048P	PowerConnect M8024
PowerConnect 3524	PowerConnect 8024	PowerConnect M8024K
PowerConnect 3860	PowerConnect 8024F	PowerConnect M8428K
PowerConnect 5224P	PowerConnect 8100	PowerConnect W-3200
PowerConnect 5316M	PowerConnect 8132	PowerConnect W-3600
PowerConnect 5324	PowerConnect 8132F	PowerConnect W-6000 M3
PowerConnect 5424	PowerConnect 8164	PowerConnect W-650
PowerConnect 5448	PowerConnect 8164F	PowerConnect W-7210

PowerConnect 5524	PowerConnect B-DCX-4S	PowerConnect W-7220
PowerConnect 5548	PowerConnect B-RX 4	PowerConnect W-7240
PowerConnect 6224	PowerConnect B-RX 8	
PowerConnect 6224P	PowerConnect B-RX 16	
Force10 C150	Force10 S25P	Force10 S4820T
Force10 C300	Force10 S50	Force10 S5000
Force10 E1200i	Force10 S55	Force10 S6000
Force10 E300	Force10 S60	Force10 Z9000
Force10 E600i	Force10 S4810	Force10 MXL 10/40GbE
Force10 E610	Force10 S4820P	
Dell Networking C7004	Dell Networking N3024P	Dell Networking N4064
Dell Networking C7008	Dell Networking N3024F	Dell Networking N4064F
Dell Networking N2024	Dell Networking N3048	Dell Networking M3020
Dell Networking N2024P	Dell Networking N3048P	Dell Networking M3048
Dell Networking N2048	Dell Networking N4000	Dell Networking Z9500
Dell Networking N2048P	Dell Networking N4032	
Dell Networking N3024	Dell Networking N4032F	PowerEdge M I/O Aggregator

Supported network security appliances

Dell SonicWALL NSA 250M

Supported Brocade devices

Brocade 200E	Brocade 5100	Brocade 6505	Brocade M6505
Brocade 300	Brocade 5300	Brocade 6510	Brocade 8000
Brocade 4424	Brocade M5424	Brocade 6520	Brocade 8424-K

Supported managed rack Power Distribution Units

K538N	G756N	H544N	J523N	K539N
-------	-------	-------	-------	-------

Supported metered rack Power Distribution Units

1X98J	XX5T6	C0G4D	G740N	G744N
7P35N	RXKCH	G728N	H534N	H537N
09FG8	K5YYY	J519N	J520N	J521N

4J1C2	2CM2K	K535N	K536N	6809
-------	-------	-------	-------	------

Supported Keyboard, Video, and Mouse (KVM)

1081AD	2161AD	2161DS-2	2321DS	4332DS
1082DS	2161DS	2162DS	4161DS	

Supported Dell UPS

1000T HV	500T HV	2700R/T LV	2700R Telco HV	5600R LI HV-US
4200R HV	1000R LV	2700R/T HV	3750R HV-US	5600R LI HV
1920T LV	1000R HV	2700R/T HV-US	3750R HV	5600R OL HV-US
1920T HV	1920R LV	2700R Telco LV	4200R HV-US	5600R OL HV
500T LV	1920R HV	2700R Telco HV-US	4200R HV	

Supported Dell printers

Dell W5300	Dell 5130cdn	Dell 2335dn	Dell 1710n	Dell B1165nfw
Dell S2500	Dell 5110cn	Dell 2330dn	Dell 1600n	Dell C1660w
Dell M5200	Dell 5100cn	Dell 2155c(d)n	Dell 1320c	Dell C1760nw
Dell 5535dn	Dell 3335dn	Dell 2150cdn	Dell B2360d/dn	Dell C1765nf/nfw
Dell 5530dn	Dell 3130cn	Dell 2145cn	Dell B3460dn	Dell B1265dfw
Dell 5330dn	Dell 3115cn	Dell 2135cn	Dell B3465dn/dnf	
Dell 5310n	Dell 3110cn	Dell 2130cn	Dell B5460dn	
Dell 5230dn	Dell 2355dn	Dell 1815dn	Dell B5465dnf	
Dell 5210n	Dell 2350dn	Dell 1720n	Dell B1163/w	

Supported client systems

Latitude 13	Latitude E6220	Latitude Z600	Precision T5610	OptiPlex 9010AIO
Latitude 10 ST2	Latitude E6400	Precision M4700	Precision T7610	OptiPlex 9020
Latitude D531	Latitude E6410	Precision R5400	Precision T7810	OptiPlex 9020AIO
Latitude 14 Rugged Extreme 7407	Latitude E6540	Precision R7610	OptiPlex 980	OptiPlex 9030
Latitude 3550	Latitude E6430U	Precision R7910	OptiPlex 990	OptiPlex XE
Latitude E3440	Latitude E7240	Precision T1700	OptiPlex 3011	OptiPlex XE2
Latitude E3540	Latitude E7440	Precision T3600	OptiPlex 3020M	OptiPlex 7010



NOTE: If an alert is received from a device with unknown severity, you can import the device MIB files using the MIB Import Utility to enable OpenManage Essentials to classify the alerts.

Supported operating systems

This section lists the operating systems on which you can install Dell OpenManage Essentials (on a management station) and the operating systems that Dell OpenManage Essentials can manage (for managed systems). For the list of Dell systems and operating systems that can be deployed on the target systems, see the *Dell Systems Management - OpenManage Software Support Matrix Version 8.0.1* at **Dell.com/OpenManageManuals**. To access the document, on the **Manuals** page, click **OpenManage Software** → **OpenManage Software 8.0.1**.

Supported operating systems for management stations

- Microsoft Windows Server 2012 R2 Standard and Datacenter Editions
- Microsoft Windows Server 2012 Standard and Datacenter Editions
- Windows Server 2008 R2 SP1 Standard and Enterprise Editions
- Windows Server 2008 SP2 (x64) Standard and Enterprise Editions



NOTE: OpenManage Essentials version is supported only on 64-bit operating systems.



NOTE: The Wow64 component is required to run on a 64-bit operating system.



NOTE: OpenManage Essentials is also supported on virtual machines.

Supported operating systems for managed systems

Microsoft Windows

- Windows Server 2012 R2 Standard Edition
- Windows Server 2012 Essentials, Standard, and Datacenter Editions
- Windows Server 2012 with Hyper-V
- Windows Small Business Server 2011 Premium Edition
- Windows Server 2008 R2 SP1 Standard, Enterprise, and Foundation Editions
- Windows Server 2008 R2 Standard, Enterprise, and Foundation Editions
- Windows Server 2008 SP2 Standard, Enterprise, and Foundation (x64) Editions
- Windows Server 2008 SP2 Standard, Enterprise, and Foundation (x86) Editions
- Windows Server 2008 SP1 Standard and Enterprise (x64) Editions
- Windows Server 2008 SP1 Standard and Enterprise (x86) Editions
- Windows Server 2003 R2 SP2 Standard and Enterprise (x64) Editions
- Windows Server 2003 R2 SP2 Standard and Enterprise (x86) Editions

Linux

- SUSE Linux Enterprise Server 11 SP3 (x86_64)
- SUSE Linux Enterprise Server 11 SP2 (x86_64)

- SUSE Linux Enterprise Server 10 SP4 (x86_64)
- Red Hat Enterprise Virtualization Manager 6.4
- Red Hat Enterprise Linux 7.0
- Red Hat Enterprise Linux 6.5
- Red Hat Enterprise Linux 6.4
- Red Hat Enterprise Linux 6.1 (x64)
- Red Hat Enterprise Linux 6.0 (x64)
- Red Hat Enterprise Linux 5.9
- Red Hat Enterprise Linux 5 Update 7 (x86)
- Red Hat Enterprise Linux 5 Update 6 (x86_x64)
- Red Hat Enterprise Linux 5 Update 5 (x86_x64)
- Red Hat Enterprise Linux 4 Update 7 (x86)

Hypervisor


- VMware vSphere ESXi 5.5 Update 2
- VMware vSphere ESXi 5.5 Update 1
- VMware vSphere ESXi 5.5
- VMware vSphere ESXi 5.1 Update 2
- VMware vSphere ESXi 5.1 Update 1
- VMware vSphere ESXi 5.1
- VMware vSphere ESXi 5.0 Update 2
- VMware vSphere ESXi 5.0 Update 1
- VMware vSphere ESXi 5.0
- VMware vSphere ESX 4.1 Update 3
- VMware vSphere ESX 4.1 Update 2
- VMware vSphere ESX 4.1 Update 1
- VMware vSphere ESXi 4.1
- VMware vSphere ESX 4.0 Update 3
- Citrix XenServer 6.2
- Citrix XenServer 6.1
- Citrix XenServer 6.0
- Hyper-V for Window Server 2008 R2
- Hyper-V for Window Server 2008

Supported operating systems for managed client systems

- Microsoft Windows Vista Business (32-bit and 64-bit)
- Microsoft Windows Vista Business (32-bit and 64-bit) SP1 and SP2
- Microsoft Windows Vista Ultimate (32-bit and 64-bit)
- Microsoft Windows Vista Ultimate (32-bit and 64-bit) SP1
- Microsoft Windows Vista Ultimate (32-bit) SP2
- Microsoft Windows Vista Enterprise (32-bit and 64-bit)
- Microsoft Windows Vista Enterprise (32-bit and 64-bit) SP1
- Microsoft Windows Vista Enterprise (32-bit) SP2


- Microsoft Windows 7 Professional (32-bit and 64-bit)
- Microsoft Windows 7 Ultimate (32-bit and 64-bit)
- Windows 7 Enterprise Environment (32-bit and 64-bit)
- Windows 8 (32 and 64 bit)
- Windows 8 Pro (32 and 64 bit)
- Windows 8 Enterprise (32 and 64 bit)
- Windows 8.1 Pro

Supported databases

 **NOTE:** Only case-insensitive instance of SQL Server is supported. SQL Server 2012 SP1 Express is installed with OpenManage Essentials version 2.0.1.

 **NOTE:** For large deployments, you must use SQL Standard.

- Microsoft SQL Server 2012 Standard, Enterprise, and Express Editions
- SQL Server 2008 R2 SP1 Standard, Enterprise, and Express Editions
- SQL Server 2008 R2 RTM Standard, Enterprise, and Express Editions
- SQL Server 2008 SP2 Standard, Enterprise, and Express Editions
- SQL Server 2008 SP1 Standard, Enterprise, and Express Editions
- SQL Server 2008 RTM Standard, Enterprise, and Express Editions

 **NOTE:** Both 32-bit and 64-bit versions of SQL Server are supported. However, it is recommended to use a 64-bit version of SQL Server.

Supported browsers


- Microsoft Internet Explorer 9, 10, and 11
- Mozilla FireFox 22 and 23
- Google Chrome 30 and 31

 **NOTE:** Supported only on Windows-based operating systems.

Minimum hardware requirements for OpenManage Essentials

Table 2. RAM, processor, and hard-drive requirements

Component	Large deployments (up to 4000 devices)	Large deployments (up to 2000 devices)	Medium deployments (up to 500 devices)	Small deployments (up to 100 devices)
RAM	8 GB	8 GB	6 GB	4 GB
Processor cores	8	8	4	2
Free space on hard drive	20 GB	10 GB	6 GB	6 GB

 **NOTE:** The recommended minimum hardware requirements for OpenManage Essentials on a domain controller are 8 GB RAM, 8 cores processor, and a remote database.

- Microsoft .NET Framework version 4.5
- SQL database. See [Supported databases](#).
- Operating system. See [Supported operating systems](#).
- Supported browsers. See [Supported browsers](#).
- Microsoft Silverlight version 5.1.30514
- Microsoft Visual C++ 2012 Runtime 11.0
- Network Bandwidth - 1 Gbps or higher.

Contacting Dell



NOTE: If you do not have an active Internet connection, you can find contact information on your purchase invoice, packing slip, bill, or Dell product catalog.

Dell provides several online and telephone-based support and service options. Availability varies by country and product, and some services may not be available in your area. To contact Dell for sales, technical support, or customer service issues:

1. Go to **dell.com/support**.
2. Select your support category.
3. Verify your country or region in the **Choose a Country/Region** drop-down list at the bottom of the page.
4. Select the appropriate service or support link based on your need.