

Case No. : <u>GTS20230628010-1-3</u>
Ambient Condition: <u>24</u> °C, <u>49</u> %RH, Atmos100.1Kpa,
Test Date: <u>2023.7.11</u> Test Engineer: <u>Jenny zeng</u>

Appendix C.1: DTS Bandwidth

Test Result

Test Mode	Antenna	Frequency[MHz]	DTS BW [MHz]	FL[MHz]	FH[MHz]	Limit[MHz]	Verdict
11B	Ant1	2412	10.080	2406.960	2417.040	0.5	PASS
		2437	9.560	2432.440	2442.000	0.5	PASS
		2462	9.560	2457.440	2467.000	0.5	PASS
11G	Ant1	2412	15.280	2404.240	2419.520	0.5	PASS
		2437	13.200	2431.360	2444.560	0.5	PASS
		2462	14.400	2454.480	2468.880	0.5	PASS
11N20SISO	Ant1	2412	13.880	2404.440	2418.320	0.5	PASS
		2437	15.120	2429.440	2444.560	0.5	PASS
		2462	13.120	2454.480	2467.600	0.5	PASS
11N40SISO	Ant1	2422	35.040	2404.480	2439.520	0.5	PASS
		2437	35.040	2419.480	2454.520	0.5	PASS
		2452	35.040	2434.480	2469.520	0.5	PASS

Test Graphs



11B_Ant1_2412



11B_Ant1_2437



11B_Ant1_2462



11G_Ant1_2412



11G_Ant1_2437



11G_Ant1_2462



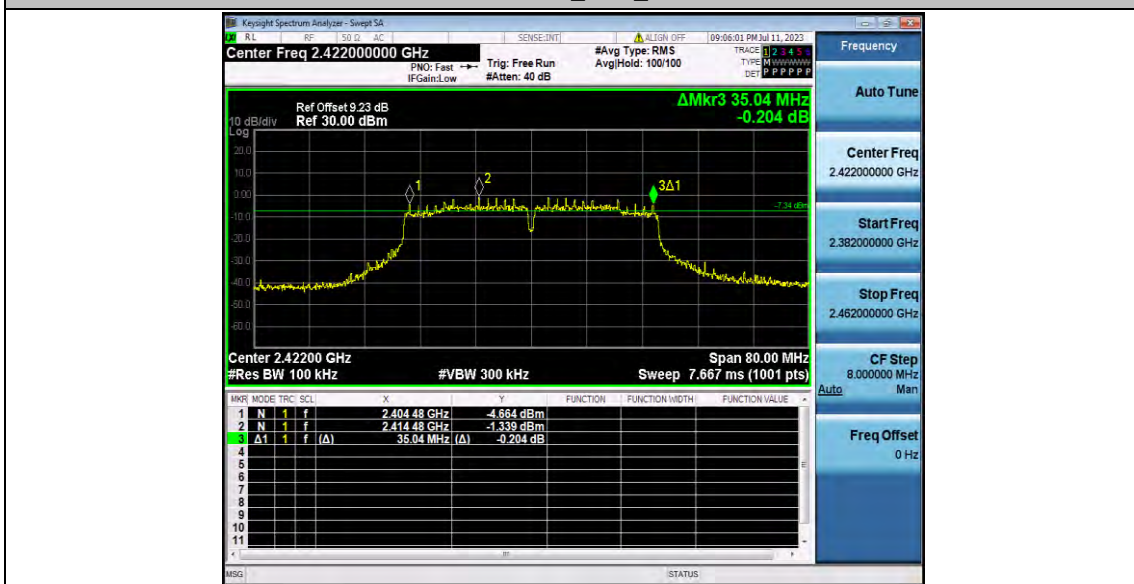
11N20SISO_Ant1_2412



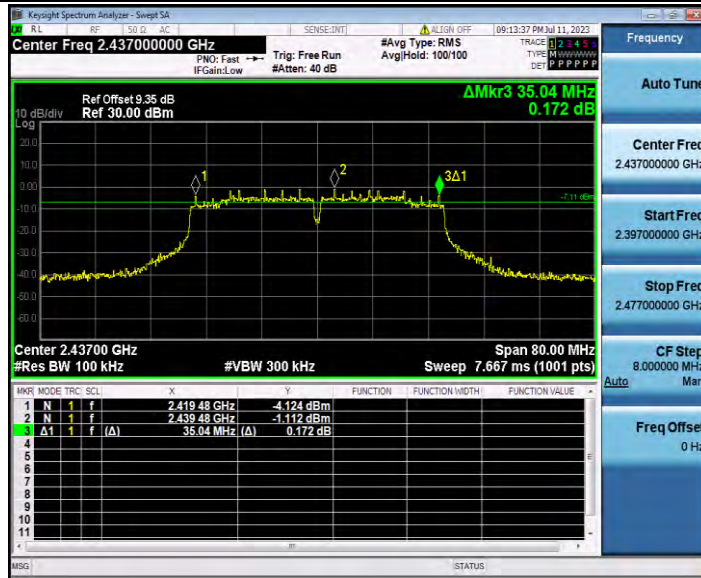
11N20SISO_Ant1_2437



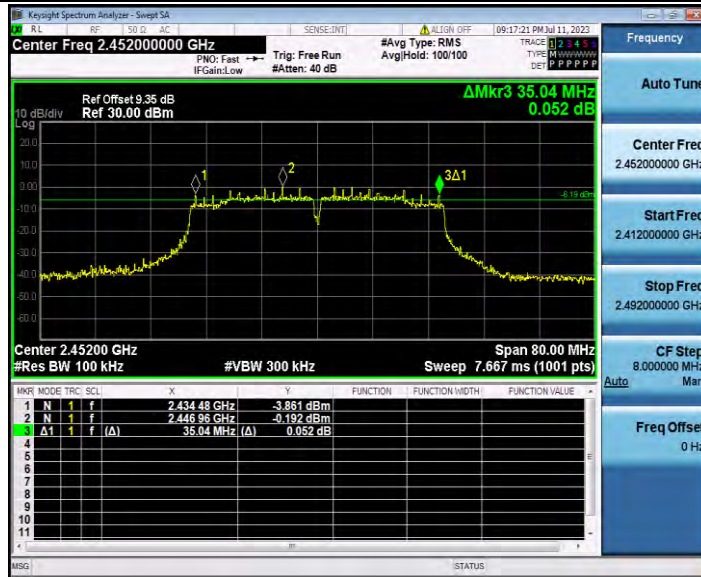
11N20SISO_Ant1_2462



11N40SISO_Ant1_2422



11N40SISO_Ant1_2437



11N40SISO_Ant1_2452

Appendix C.2: Occupied Channel Bandwidth

Test Result

Test Mode	Antenna	Channel Frequency[MHz]	OCB [MHz]	FL[MHz]	FH[MHz]	Limit[MHz]	Verdict
11B	Ant1	2412	12.841	2405.613	2418.454	---	---
		2437	12.828	2430.593	2443.421	---	---
		2462	12.679	2455.643	2468.322	---	---
11G	Ant1	2412	16.884	2403.569	2420.453	---	---
		2437	16.850	2428.535	2445.385	---	---
		2462	16.866	2453.564	2470.430	---	---
11N20SISO	Ant1	2412	18.020	2402.999	2421.019	---	---
		2437	18.034	2427.990	2446.024	---	---
		2462	17.859	2453.061	2470.920	---	---
11N40SISO	Ant1	2422	36.180	2403.887	2440.067	---	---
		2437	36.201	2418.921	2455.122	---	---
		2452	36.126	2433.979	2470.105	---	---

Test Graphs



11B_Ant1_2412



11B_Ant1_2437



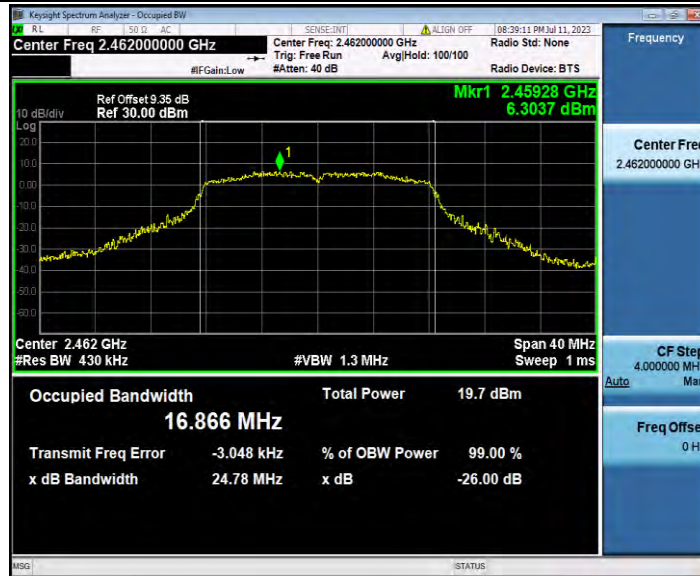
11B_Ant1_2462



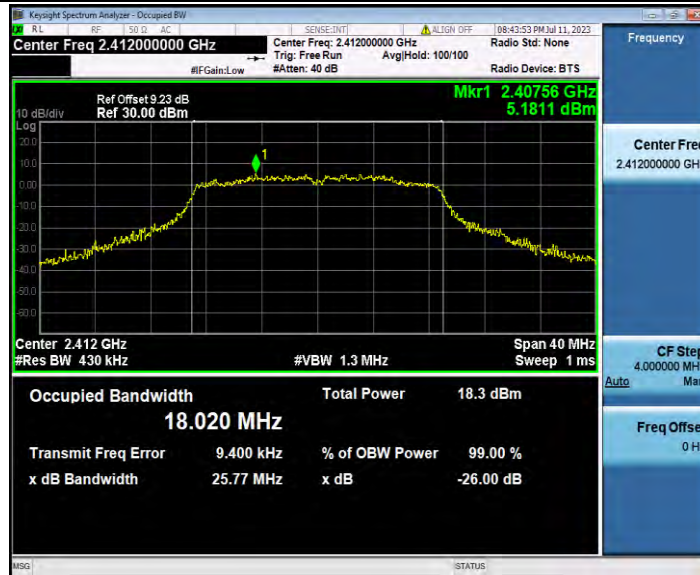
11G_Ant1_2412



11G_Ant1_2437



11G_Ant1_2462



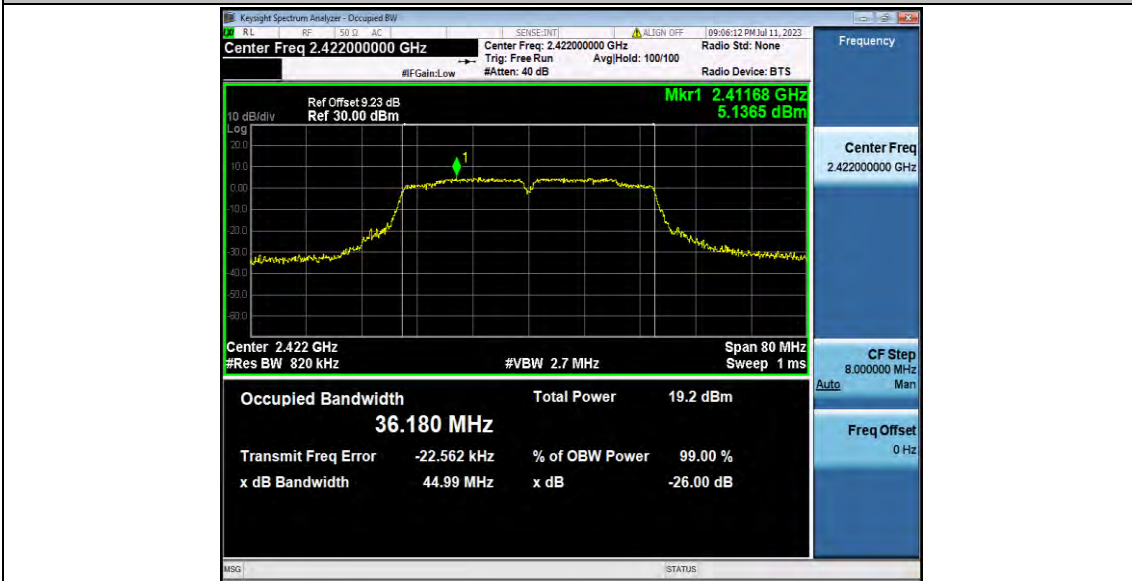
11N20SISO_Ant1_2412



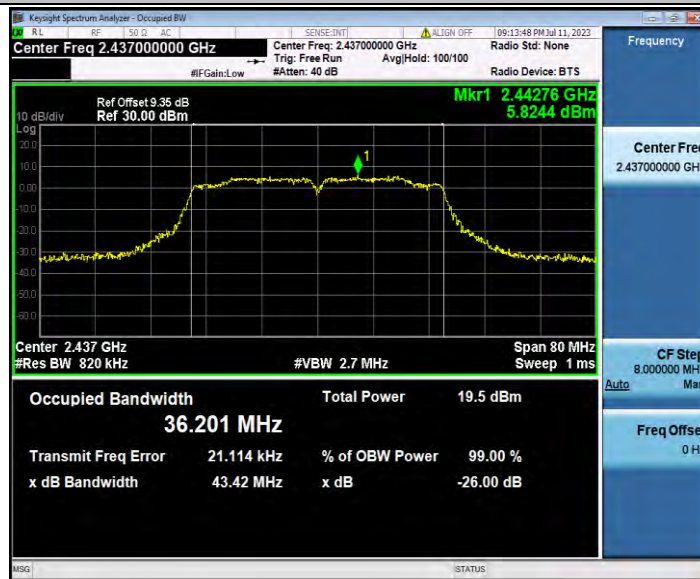
11N20SISO_Ant1_2437



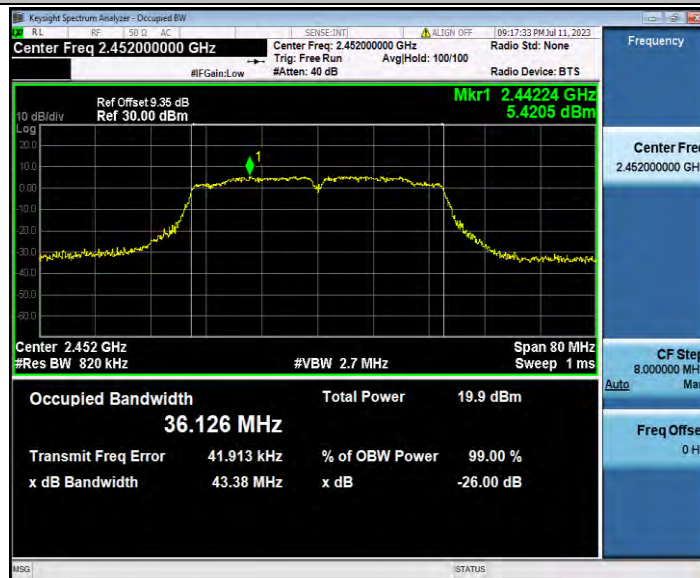
11N20SISO_Ant1_2462



11N40SISO_Ant1_2422



11N40SISO_Ant1_2437



11N40SISO_Ant1_2452

Appendix C.3: Maximum conducted output power

Test Result Peak

Test Mode	Antenna	Frequency[MHz]	Peak Power[dBm]	Conducted Limit[dBm]	Verdict
11B	Ant1	2412	15.27	≤30.00	PASS
		2437	16.02	≤30.00	PASS
		2462	17.01	≤30.00	PASS
11G	Ant1	2412	19.50	≤30.00	PASS
		2437	20.27	≤30.00	PASS
		2462	20.95	≤30.00	PASS
11N20SISO	Ant1	2412	19.48	≤30.00	PASS
		2437	19.82	≤30.00	PASS
		2462	20.39	≤30.00	PASS
11N40SISO	Ant1	2422	19.54	≤30.00	PASS
		2437	19.84	≤30.00	PASS
		2452	20.17	≤30.00	PASS

Appendix C.4: Maximum power spectral density

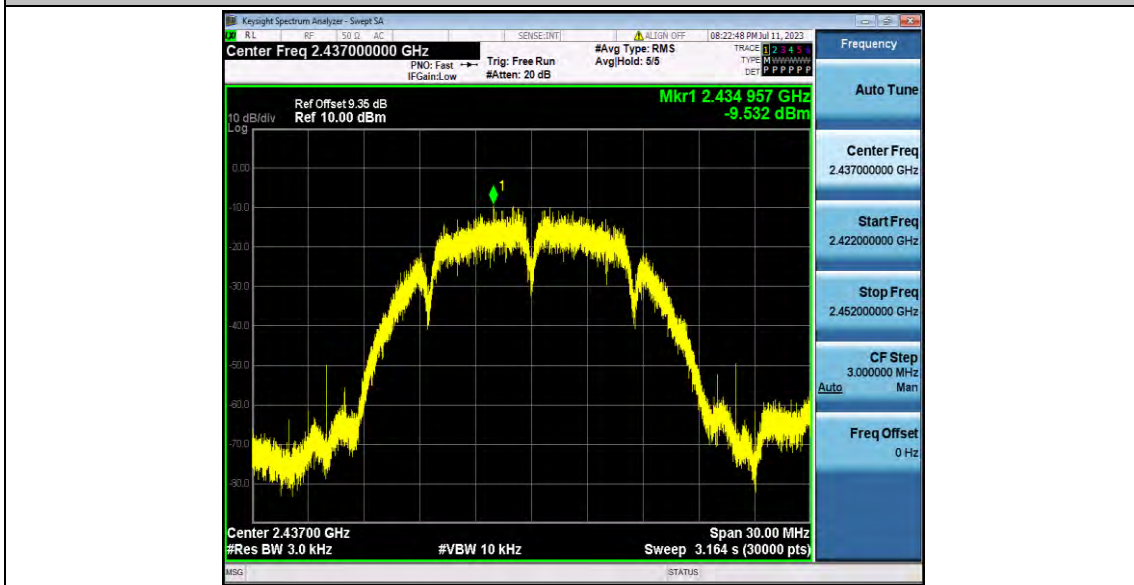
Test Result

Test Mode	Antenna	Frequency[MHz]	Result[dBm/3-100kHz]	Limit[dBm/3kHz]	Verdict
11B	Ant1	2412	-10.24	≤8.00	PASS
		2437	-9.53	≤8.00	PASS
		2462	-8.31	≤8.00	PASS
11G	Ant1	2412	-12.76	≤8.00	PASS
		2437	-10.96	≤8.00	PASS
		2462	-10.99	≤8.00	PASS
11N20SISO	Ant1	2412	-12.15	≤8.00	PASS
		2437	-12.57	≤8.00	PASS
		2462	-12.87	≤8.00	PASS
11N40SISO	Ant1	2422	-16.26	≤8.00	PASS
		2437	-15.78	≤8.00	PASS
		2452	-15.14	≤8.00	PASS

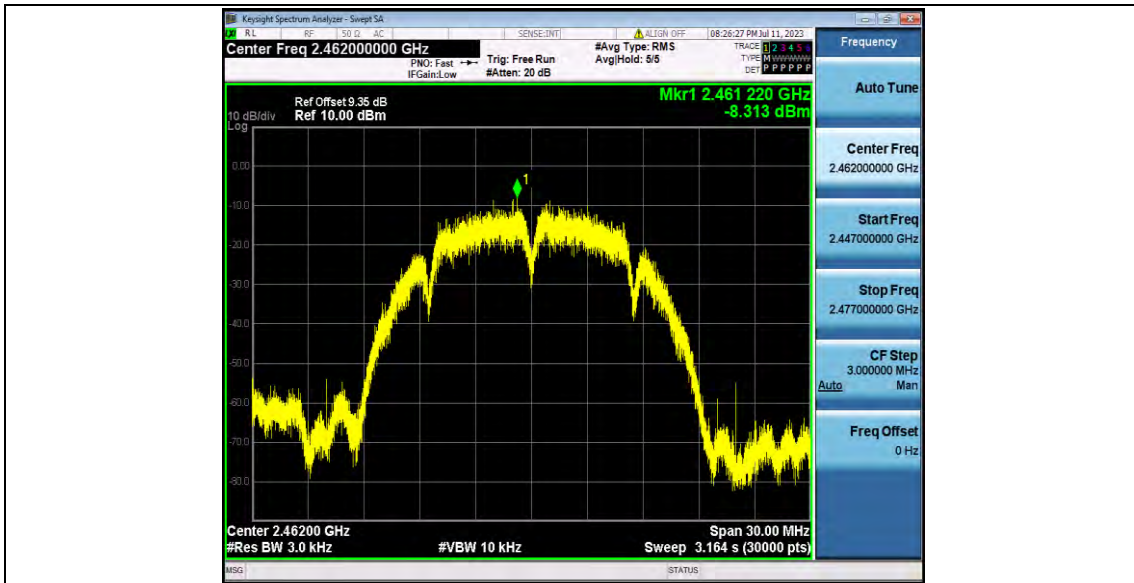
Test Graphs



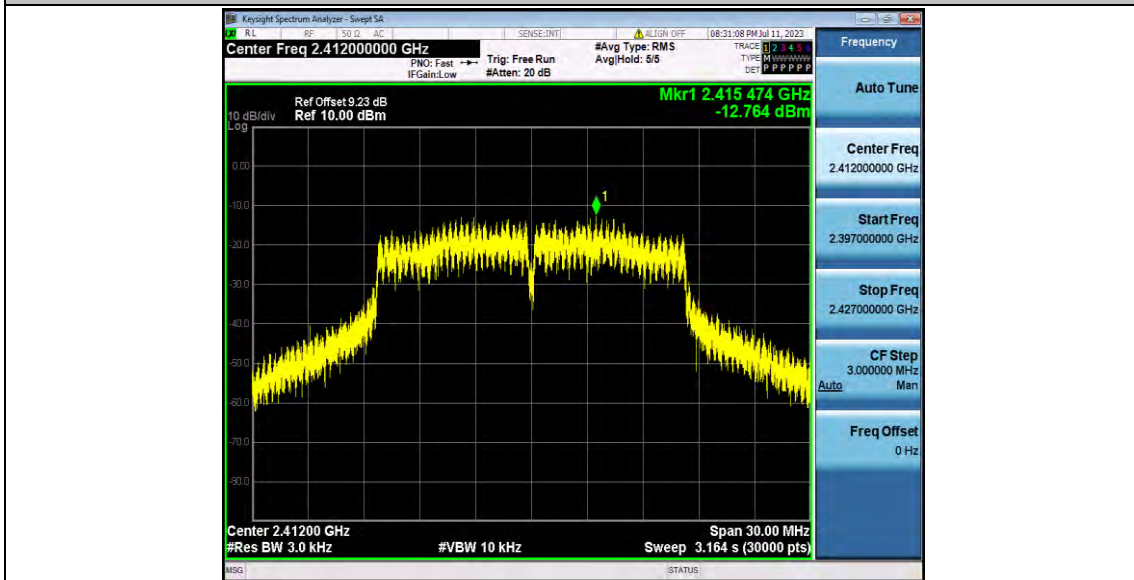
11B_Ant1_2412



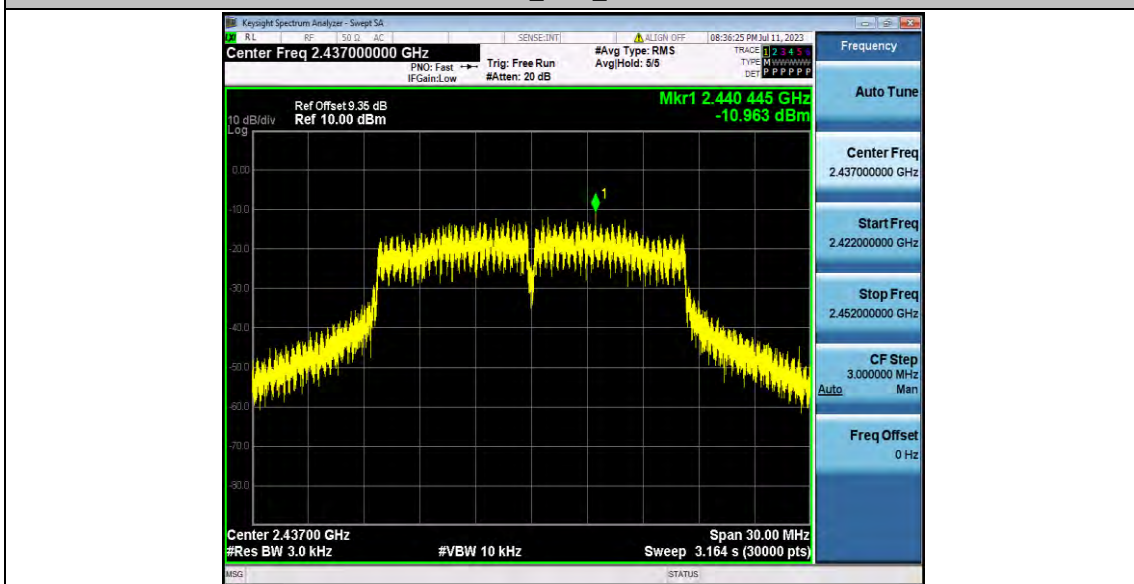
11B_Ant1_2437



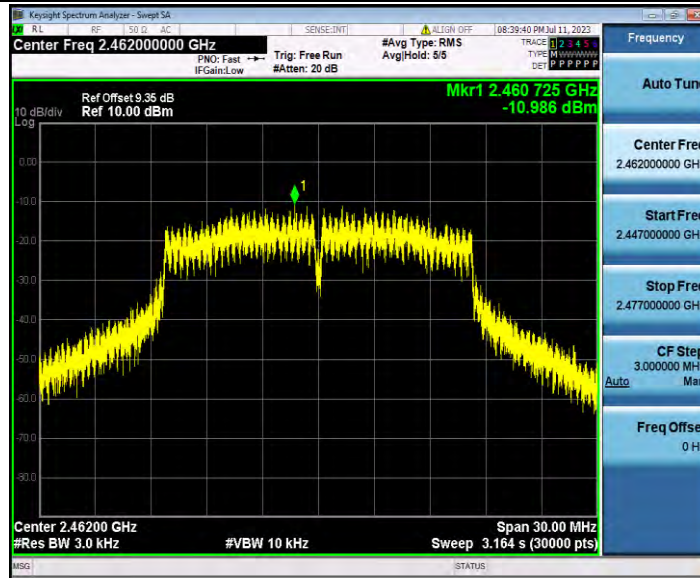
11B_Ant1_2462



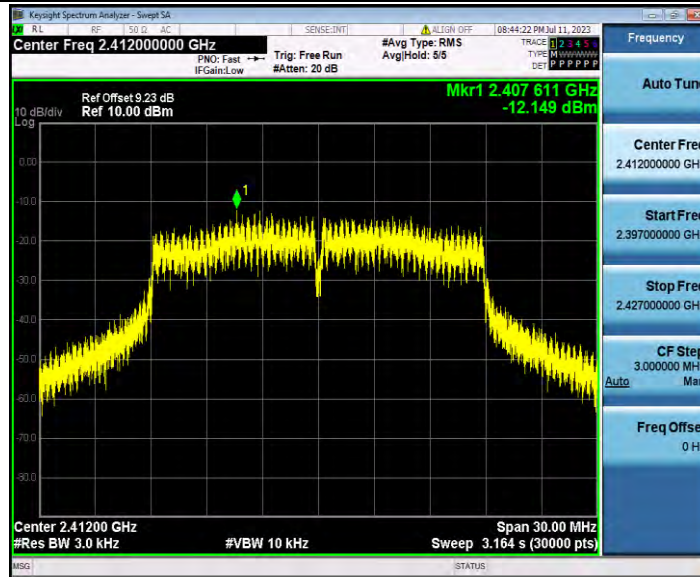
11G_Ant1_2412



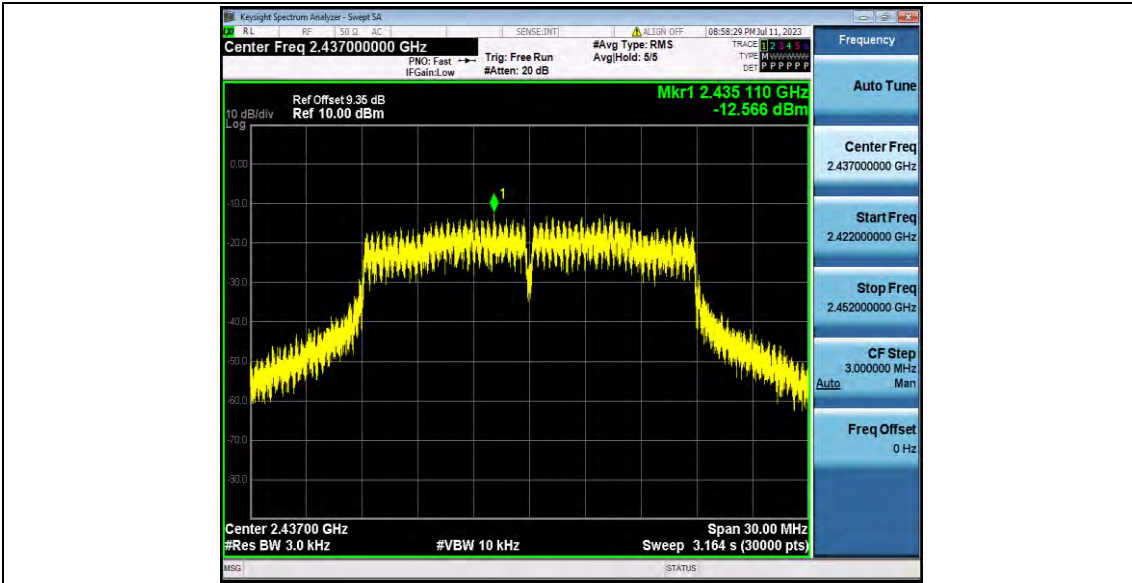
11G_Ant1_2437



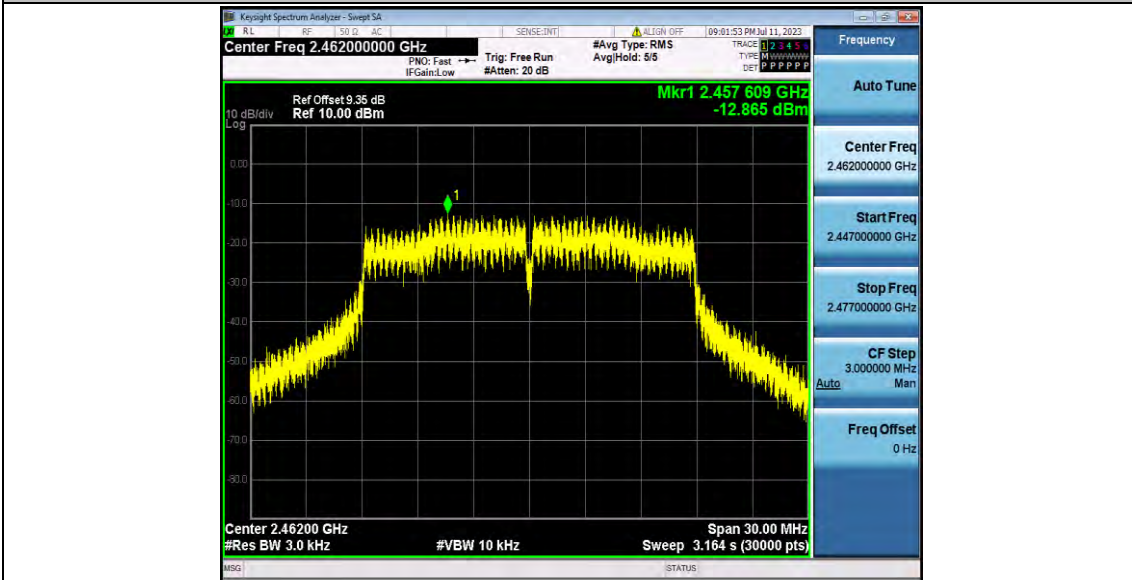
11G_Ant1_2462



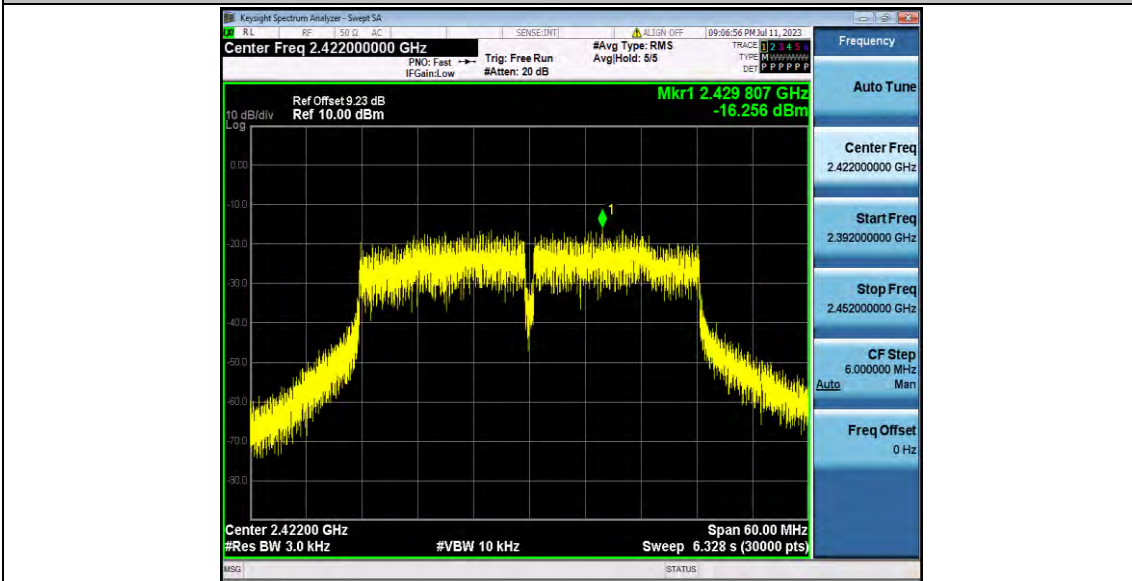
11N20SISO_Ant1_2412



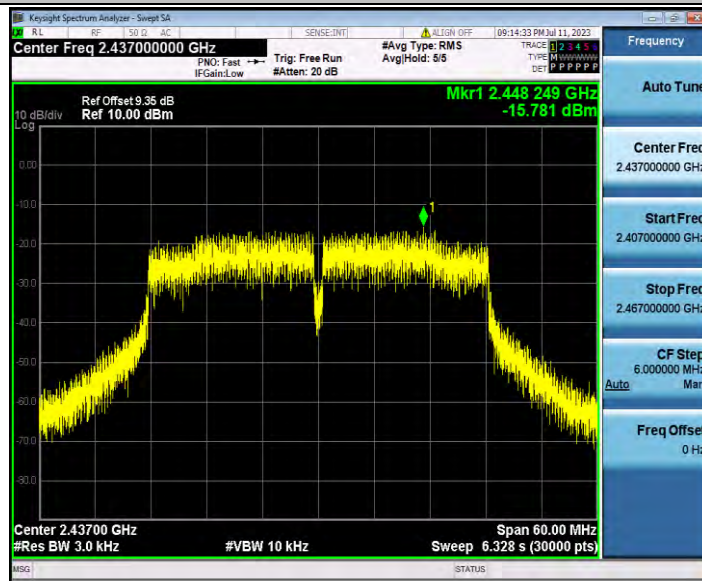
11N20SISO_Ant1_2437



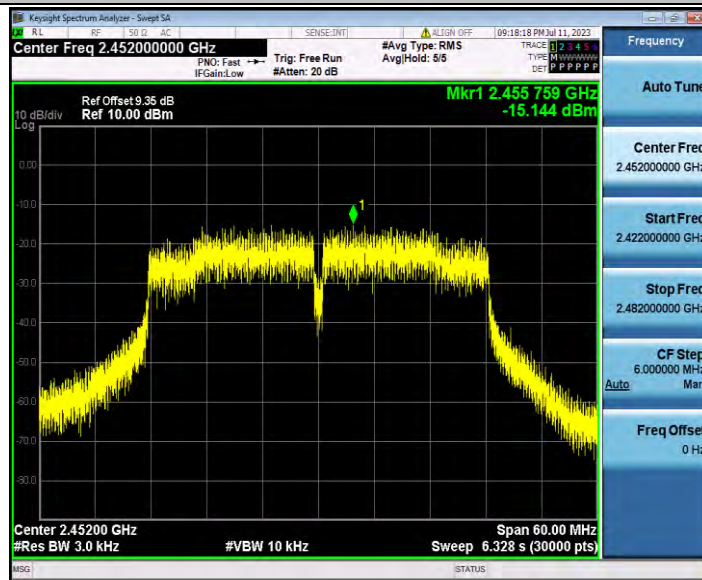
11N20SISO_Ant1_2462



11N40SISO_Ant1_2422



11N40SISO_Ant1_2437



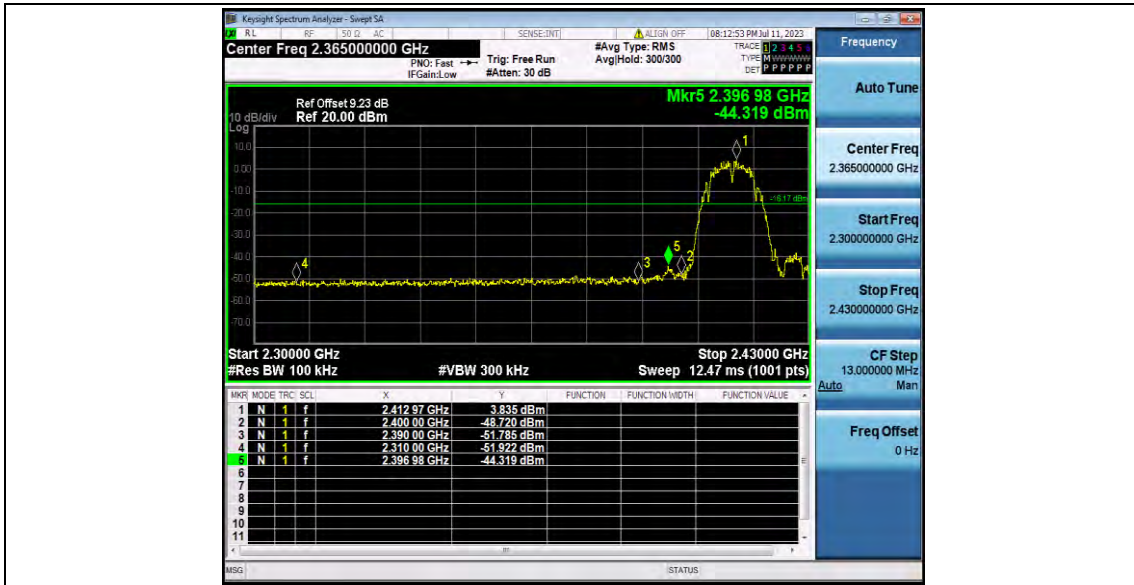
11N40SISO_Ant1_2452

Appendix C.5: Band edge measurements

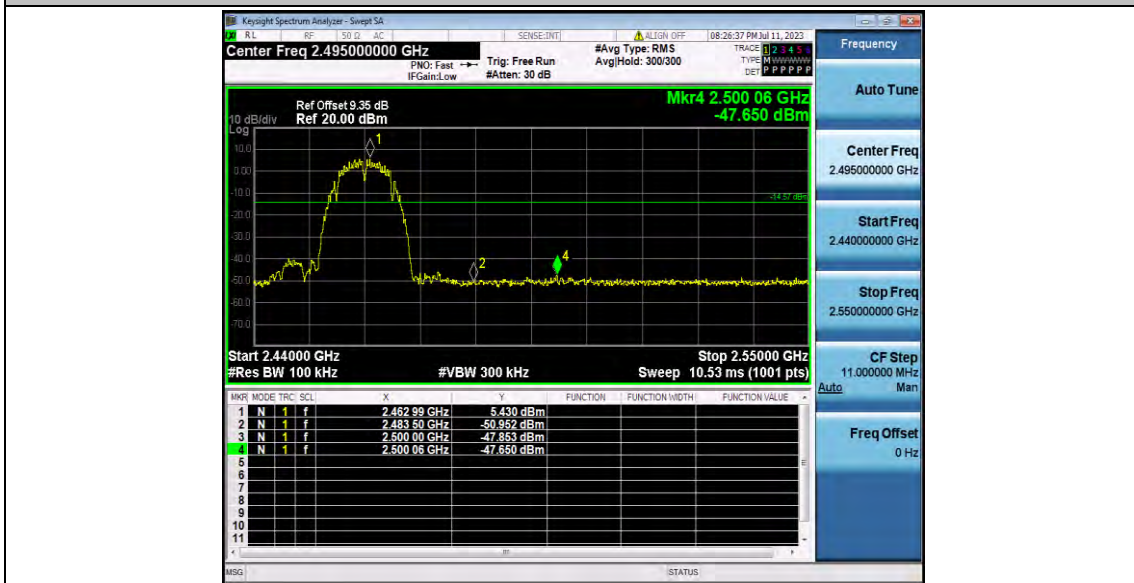
Test Result

Test Mode	Antenna	ChName	Frequency [MHz]	RefLevel[dBm]	Result[dBm]	Limit[dBm]	Verdict
11B	Ant1	Low	2412	3.84	-44.32	≤-16.17	PASS
		High	2462	5.43	-47.65	≤-14.57	PASS
11G	Ant1	Low	2412	2.00	-26.23	≤-18	PASS
		High	2462	3.32	-47.24	≤-16.68	PASS
11N20SISO	Ant1	Low	2412	1.53	-27.2	≤-18.47	PASS
		High	2462	2.68	-46.55	≤-17.32	PASS
11N40SISO	Ant1	Low	2422	-0.96	-31.03	≤-20.96	PASS
		High	2452	-0.29	-41.73	≤-20.29	PASS

Test Graphs



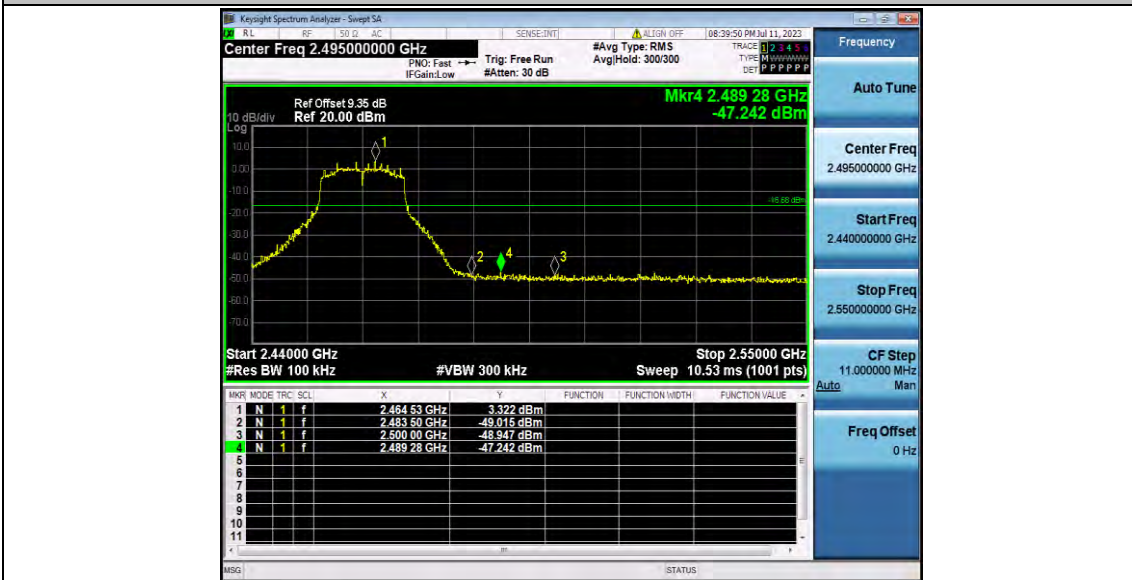
11B_Ant1_Low_2412



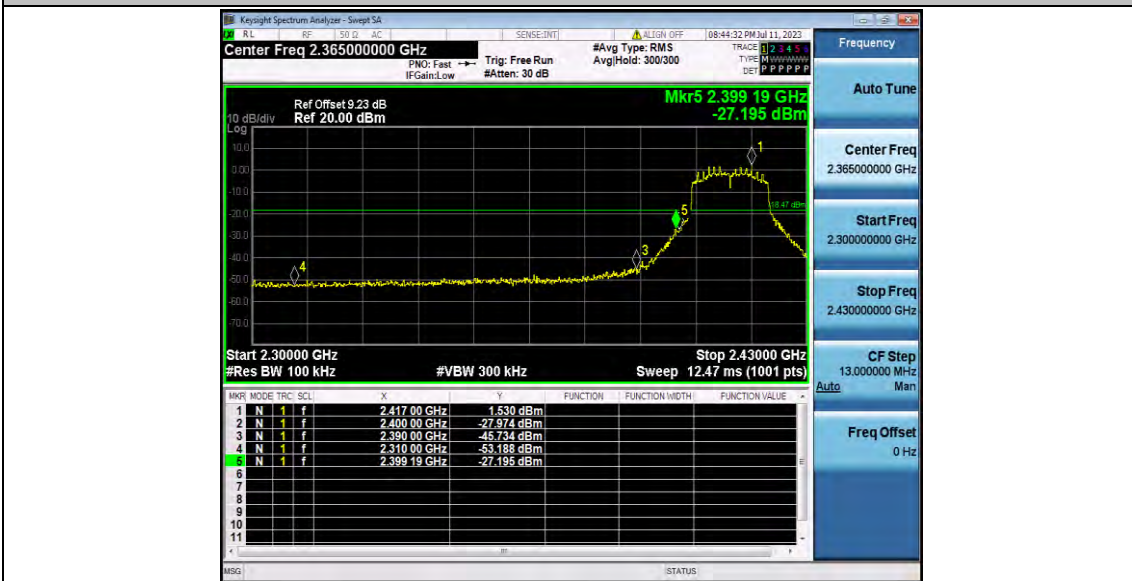
11B_Ant1_High_2462



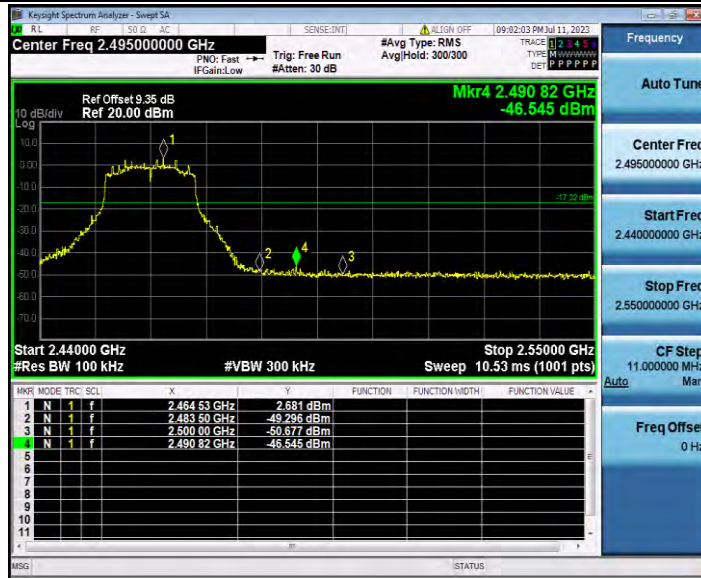
11G_Ant1_Low_2412



11G_Ant1_High_2462



11N20SISO_Ant1_Low_2412



11N20SISO_Ant1_High_2462



11N40SISO_Ant1_Low_2422



11N40SISO_Ant1_High_2452

Appendix C.6: Conducted Spurious Emission

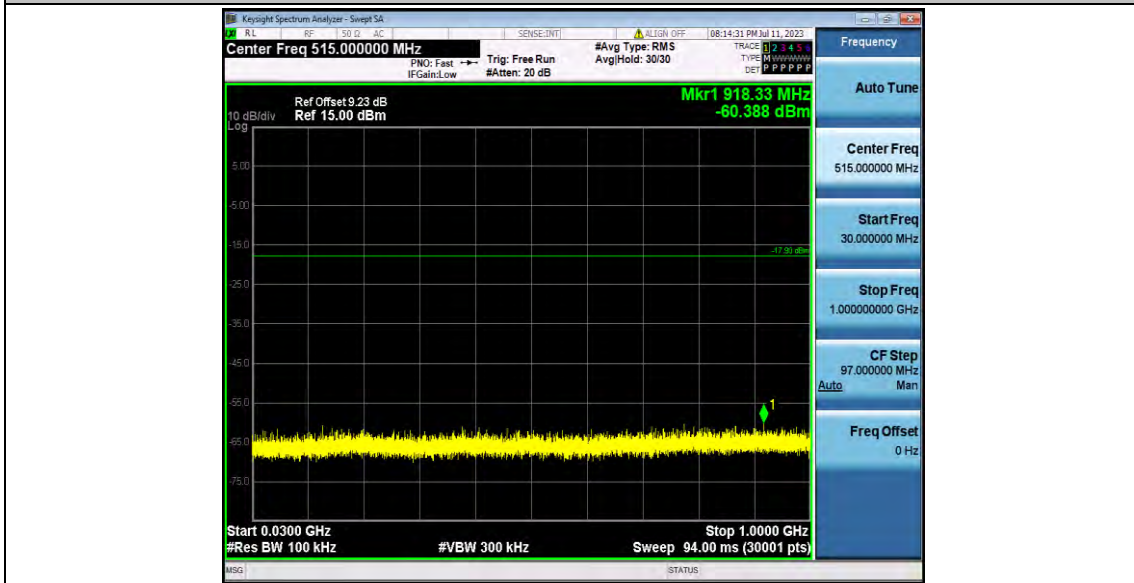
Test Result

Test Mode	Antenna	Frequency[MHz]	FreqRange [Mhz]	RefLevel [dBm]	Result [dBm]	Limit [dBm]	Verdict
11B	Ant1	2412	Reference	2.10	2.10	---	PASS
			30~1000	2.10	-60.39	≤-17.9	PASS
			1000~26500	2.10	-47.05	≤-17.9	PASS
		2437	Reference	2.95	2.95	---	PASS
			30~1000	2.95	-60.21	≤-17.05	PASS
			1000~26500	2.95	-47.26	≤-17.05	PASS
		2462	Reference	3.16	3.16	---	PASS
			30~1000	3.16	-60.17	≤-16.84	PASS
			1000~26500	3.16	-47.58	≤-16.84	PASS
11G	Ant1	2412	Reference	-0.95	-0.95	---	PASS
			30~1000	-0.95	-60.19	≤-20.95	PASS
			1000~26500	-0.95	-46.97	≤-20.95	PASS
		2437	Reference	1.60	1.60	---	PASS
			30~1000	1.60	-60.51	≤-18.4	PASS
			1000~26500	1.60	-47.48	≤-18.4	PASS
		2462	Reference	2.52	2.52	---	PASS
			30~1000	2.52	-60.33	≤-17.48	PASS
			1000~26500	2.52	-47.78	≤-17.48	PASS
11N20SISO	Ant1	2412	Reference	-1.12	-1.12	---	PASS
			30~1000	-1.12	-60.24	≤-21.12	PASS
			1000~26500	-1.12	-47.72	≤-21.12	PASS
		2437	Reference	0.57	0.57	---	PASS
			30~1000	0.57	-60.54	≤-19.43	PASS
			1000~26500	0.57	-47.13	≤-19.43	PASS
		2462	Reference	-0.59	-0.59	---	PASS
			30~1000	-0.59	-60.25	≤-20.59	PASS
			1000~26500	-0.59	-47.35	≤-20.59	PASS
11N40SISO	Ant1	2422	Reference	-1.60	-1.60	---	PASS
			30~1000	-1.60	-60.59	≤-21.6	PASS
			1000~26500	-1.60	-46.94	≤-21.6	PASS
		2437	Reference	-2.48	-2.48	---	PASS
			30~1000	-2.48	-60.16	≤-22.48	PASS
			1000~26500	-2.48	-46.26	≤-22.48	PASS
		2452	Reference	-1.47	-1.47	---	PASS
			30~1000	-1.47	-60.38	≤-21.47	PASS
			1000~26500	-1.47	-47.08	≤-21.47	PASS

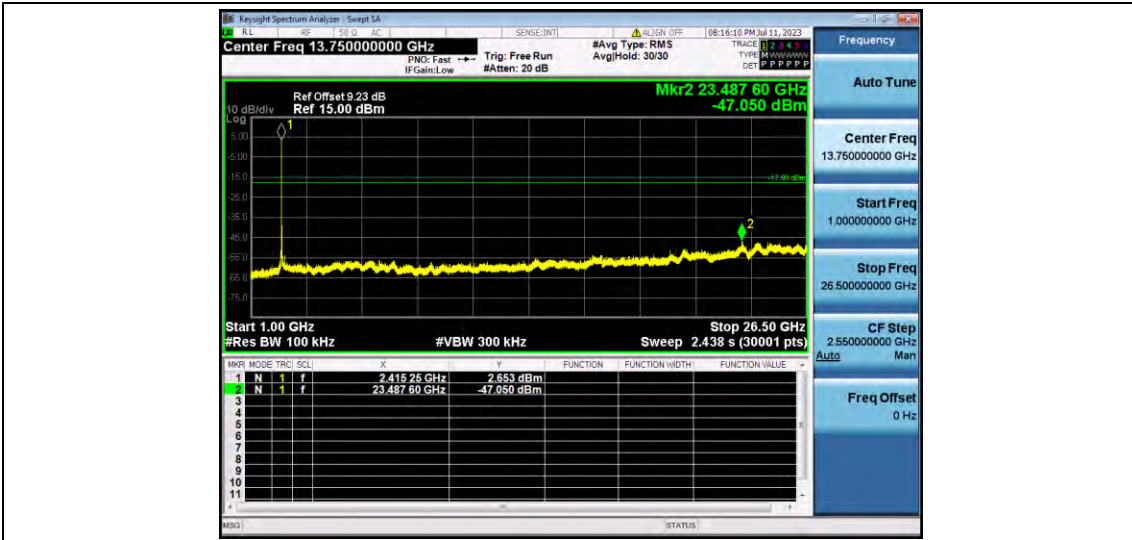
Test Graphs



11B_Ant1_2412_0~Reference



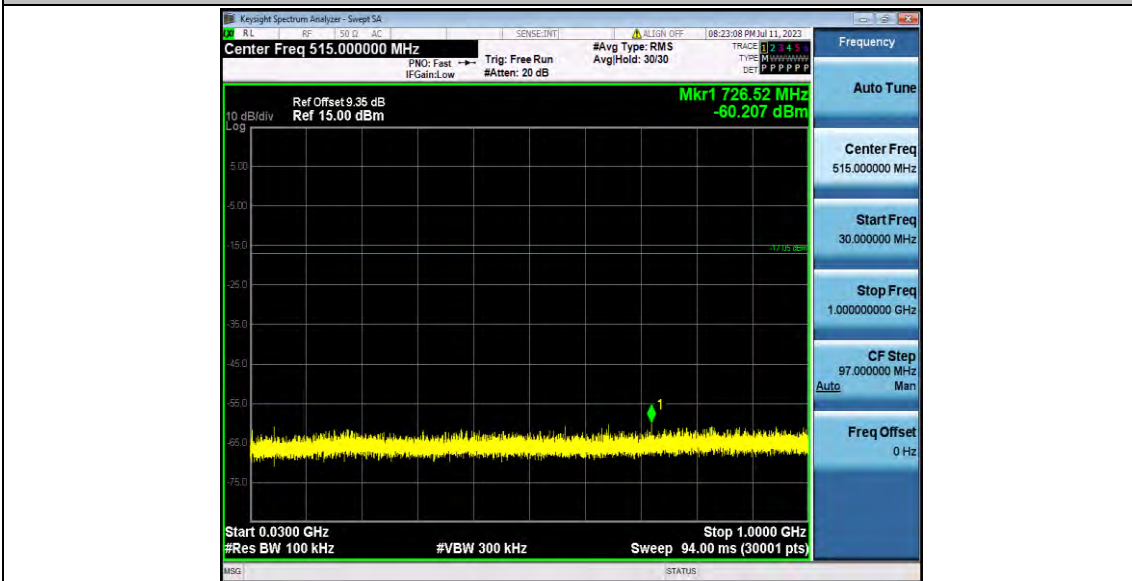
11B_Ant1_2412_30~1000



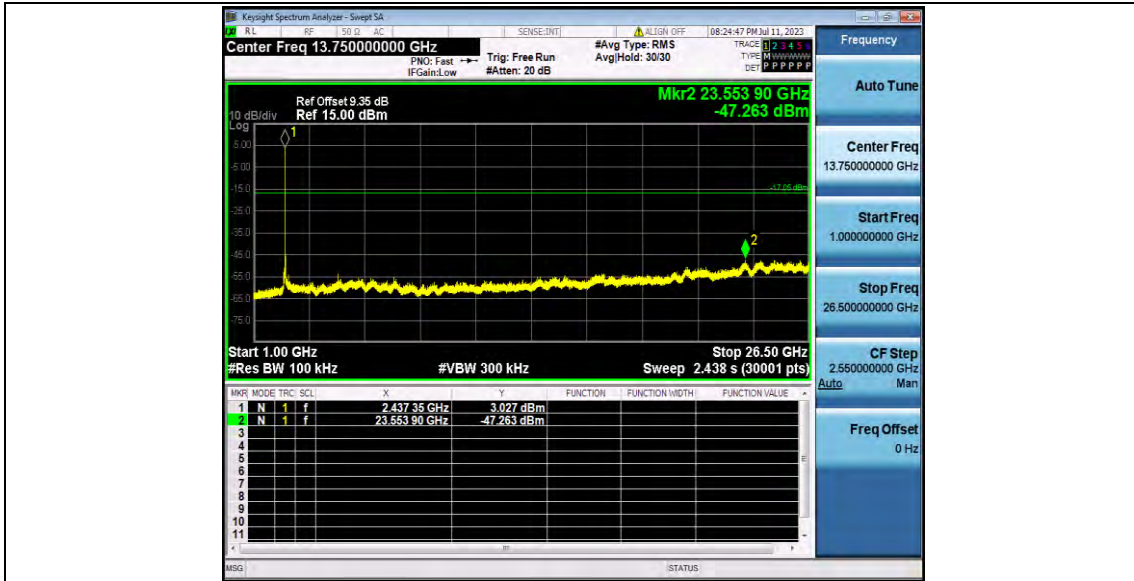
11B_Ant1_2412_1000~26500



11B_Ant1_2437_0~Reference



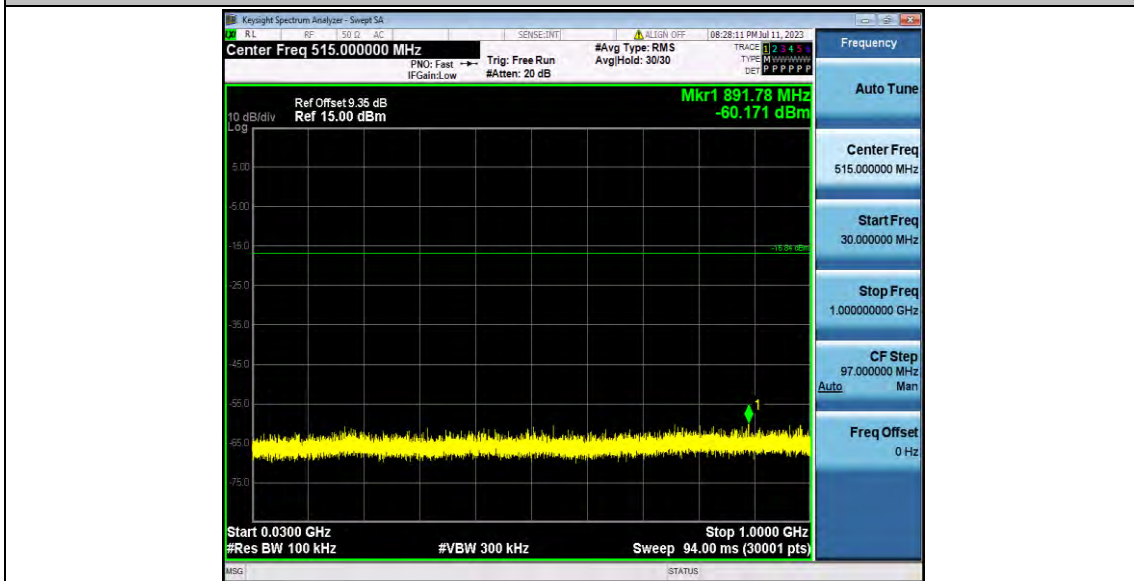
11B_Ant1_2437_30~1000



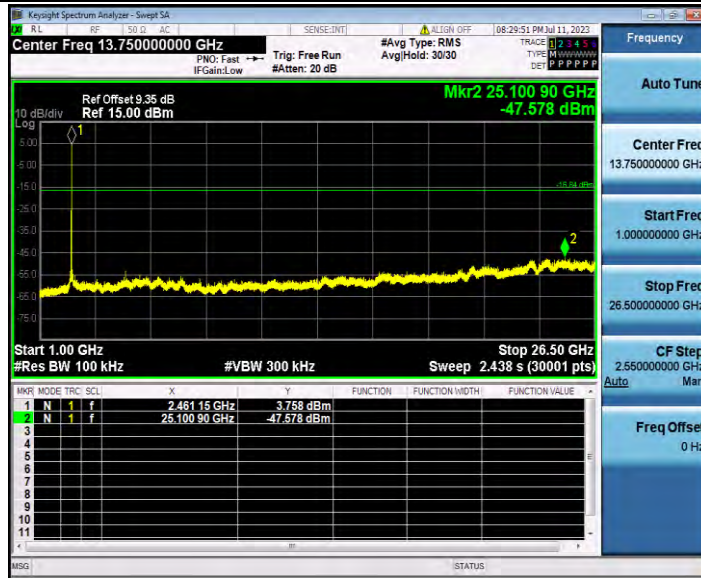
11B_Ant1_2437_1000~26500



11B_Ant1_2462_0~Reference



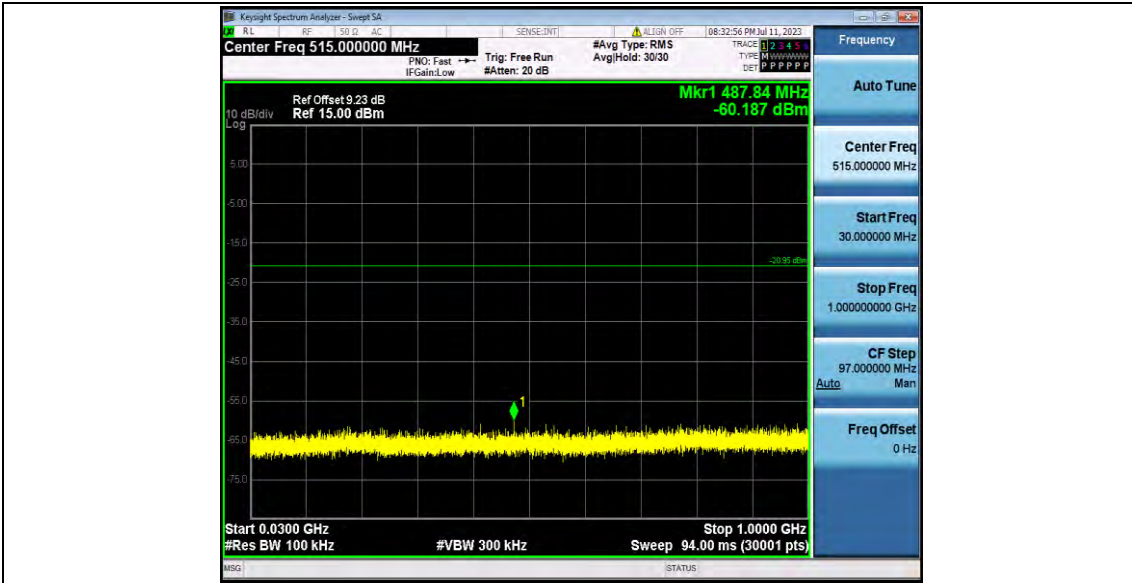
11B_Ant1_2462_30~1000



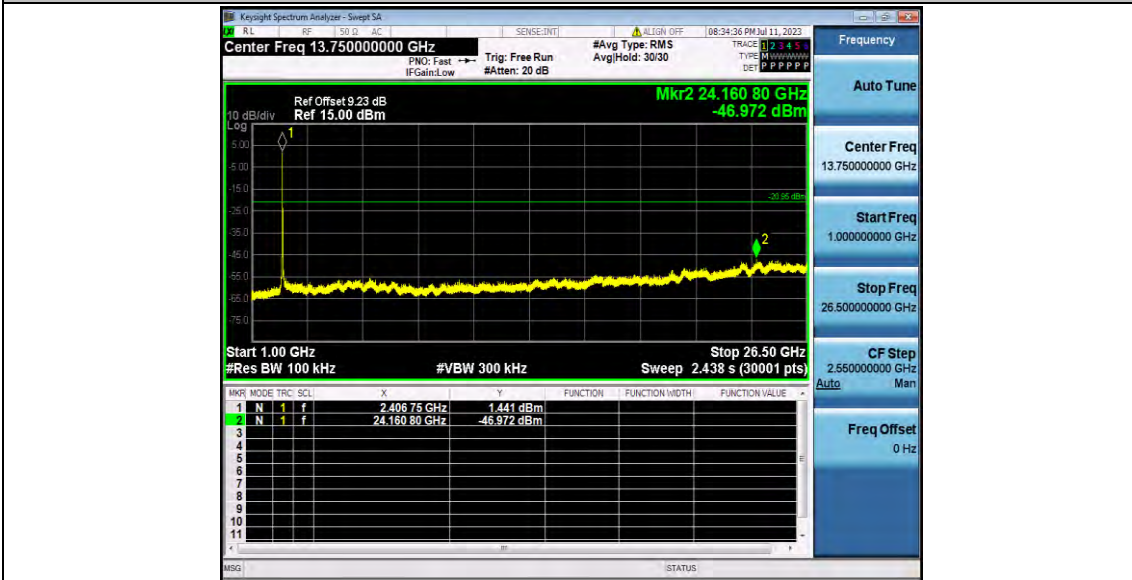
11B_Ant1_2462_1000~26500



11G_Ant1_2412_0~Reference



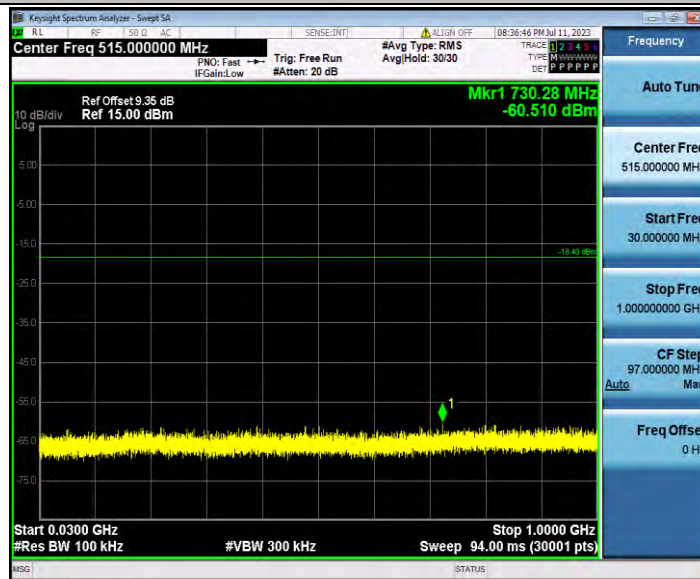
11G_Ant1_2412_30~1000



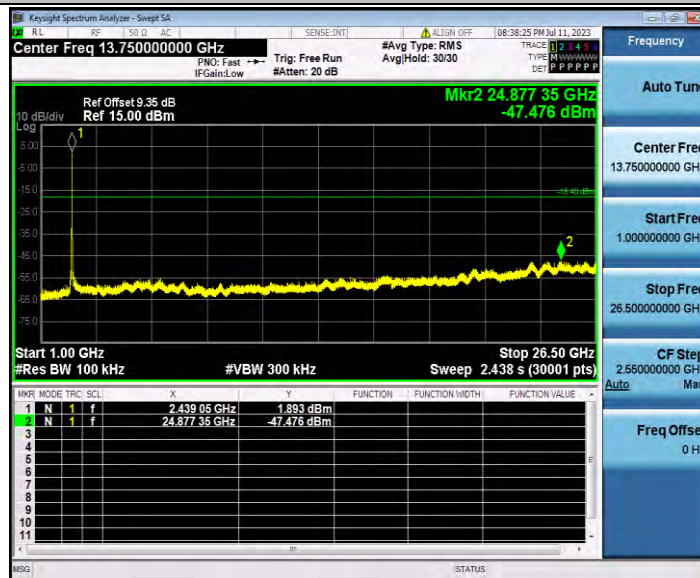
11G_Ant1_2412_1000~26500



11G_Ant1_2437_0~Reference



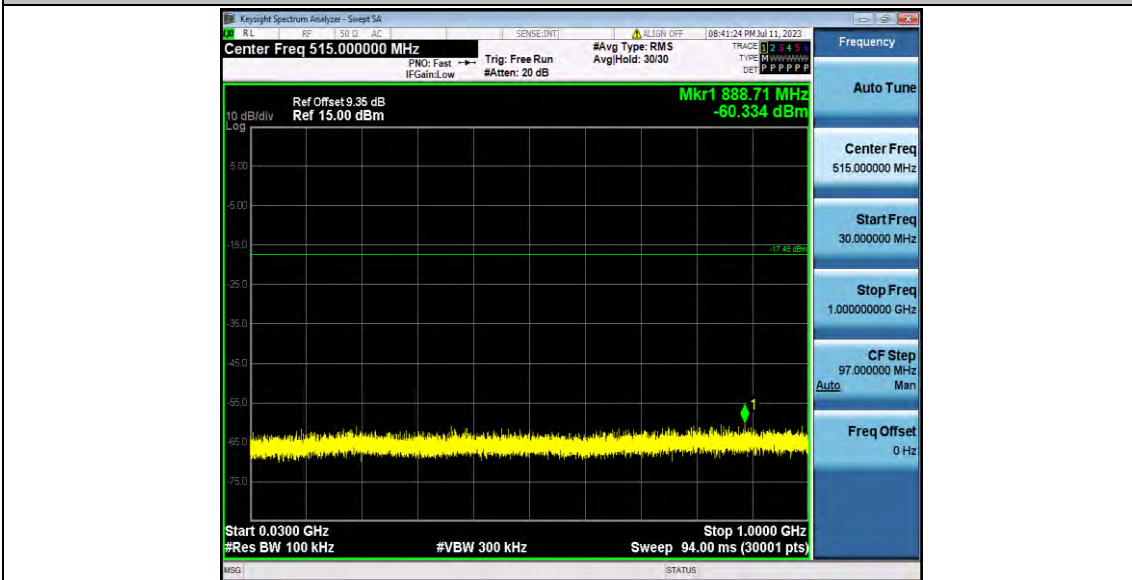
11G_Ant1_2437_30~1000



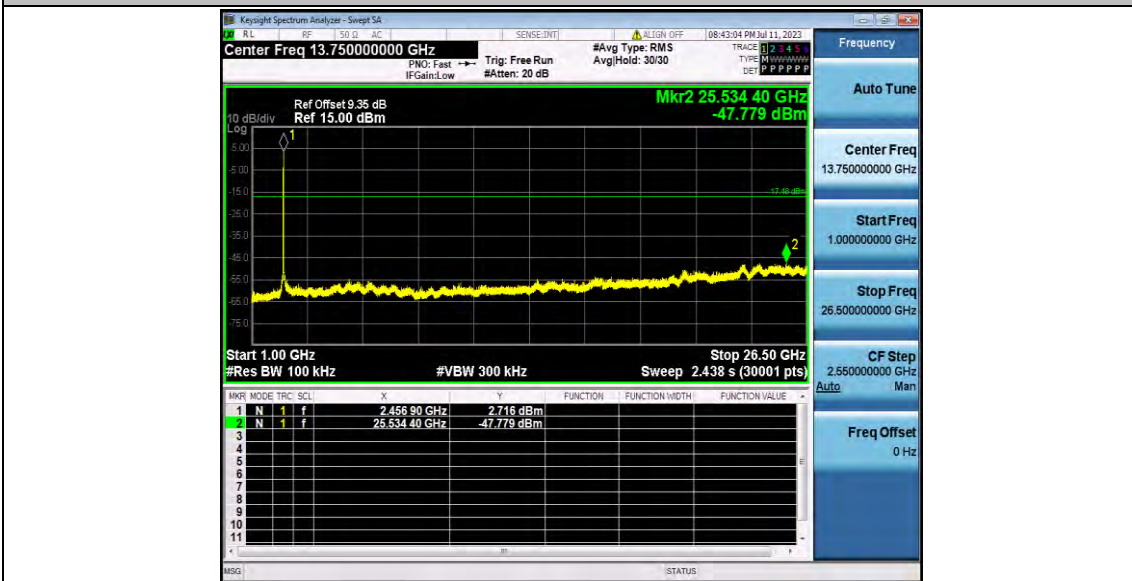
11G_Ant1_2437_1000~26500



11G_Ant1_2462_0~Reference



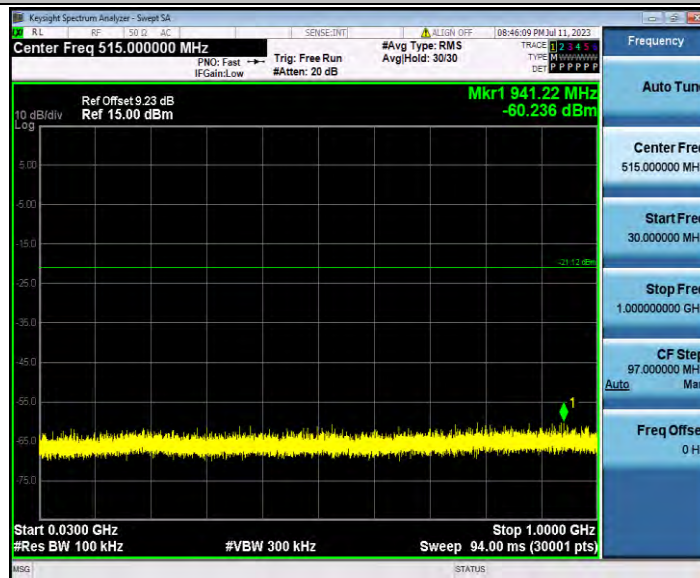
11G_Ant1_2462_30~1000



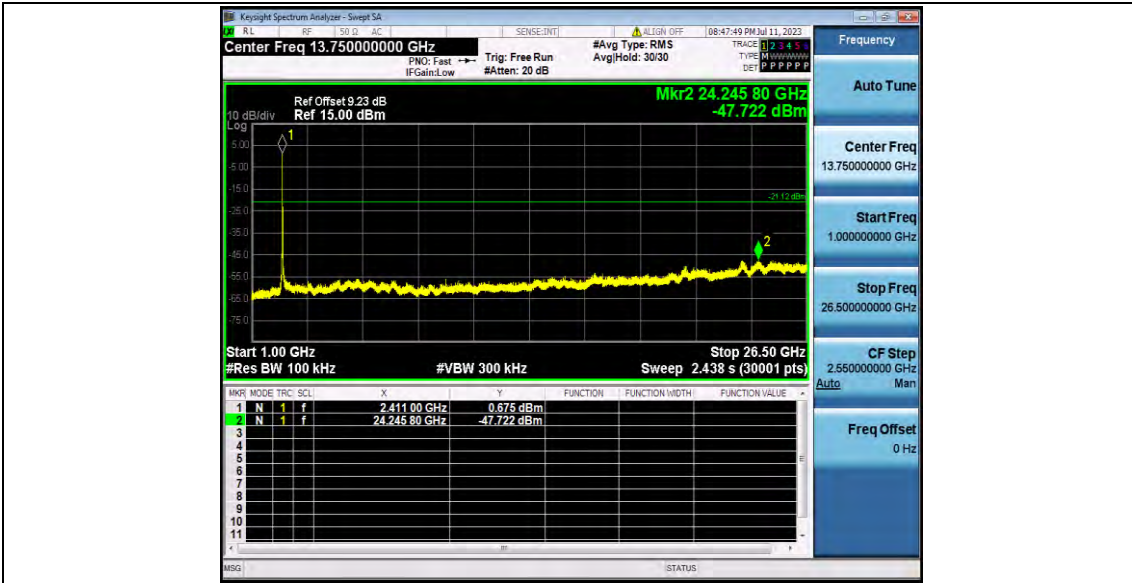
11G_Ant1_2462_1000~26500



11N20SISO_Ant1_2412_0~Reference



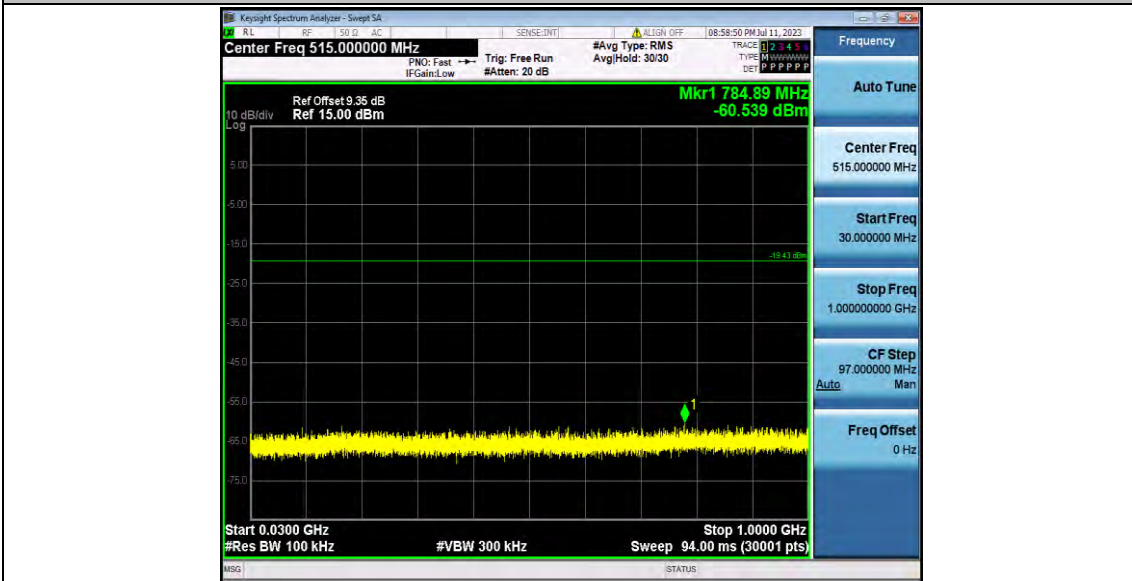
11N20SISO_Ant1_2412_30~1000



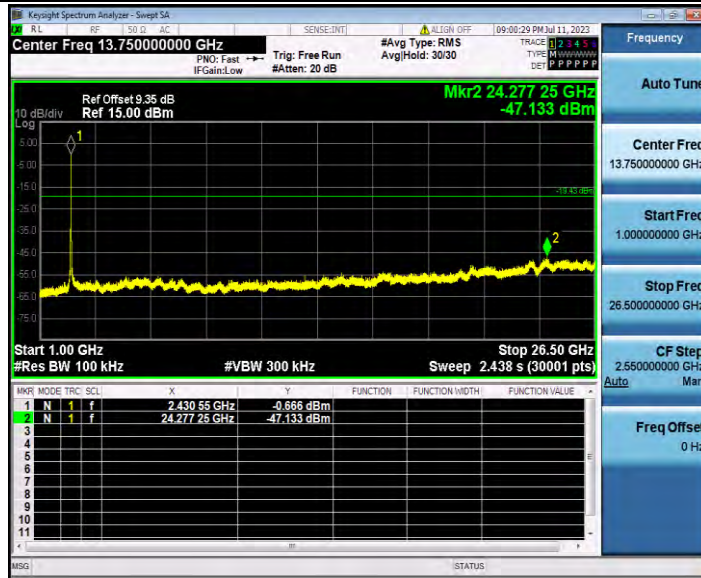
11N20SISO_Ant1_2412_1000~26500



11N20SISO_Ant1_2437_0~Reference



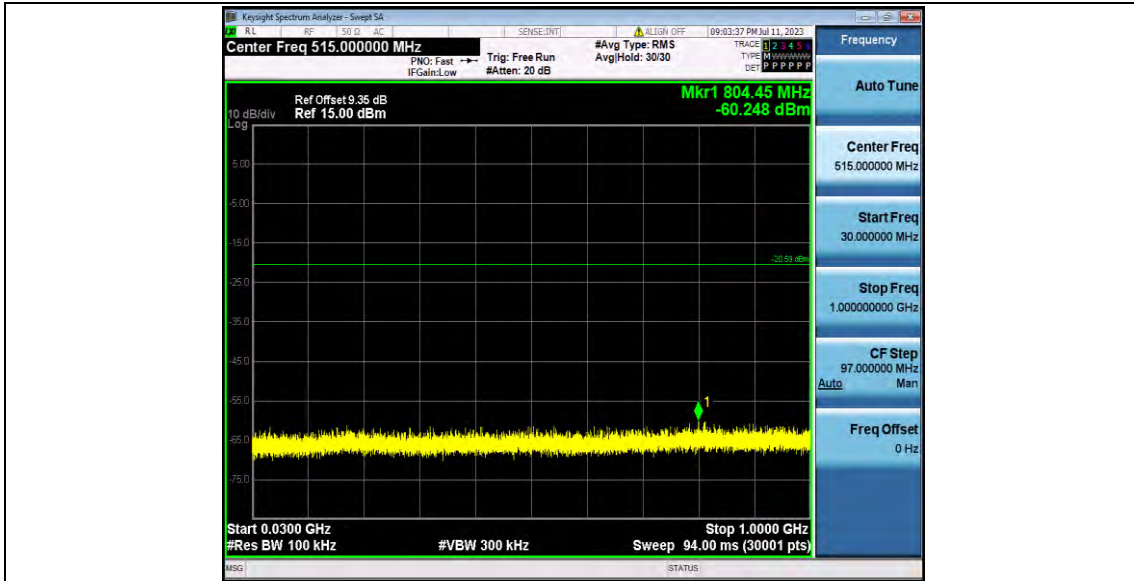
11N20SISO_Ant1_2437_30~1000



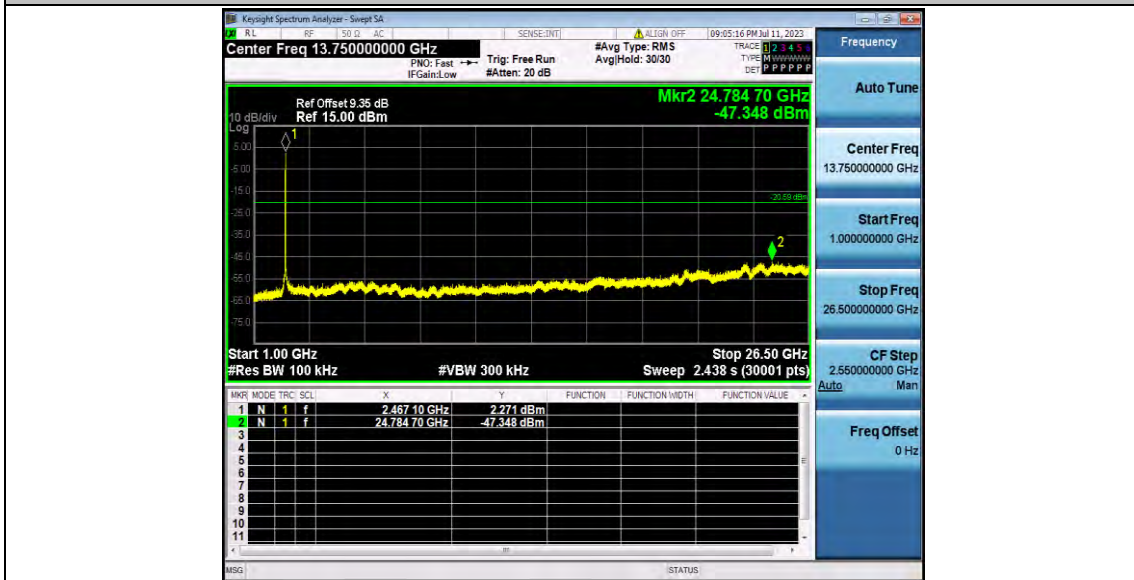
11N20SISO_Ant1_2437_1000~26500



11N20SISO_Ant1_2462_0~Reference



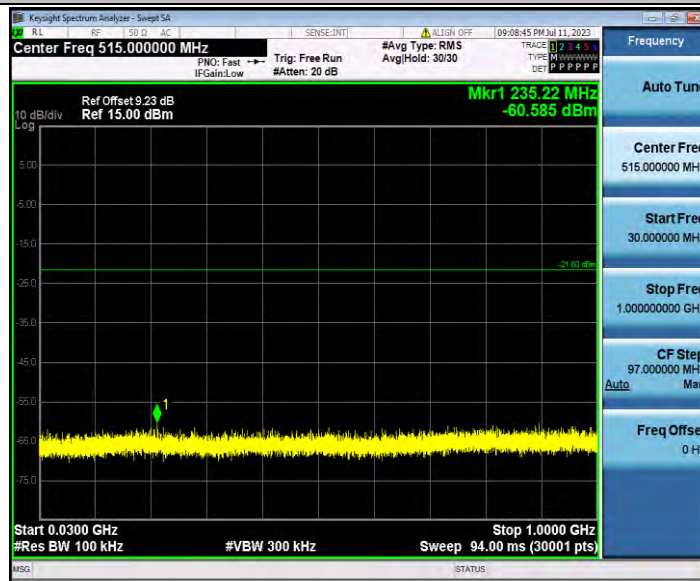
11N20SISO_Ant1_2462_30~1000



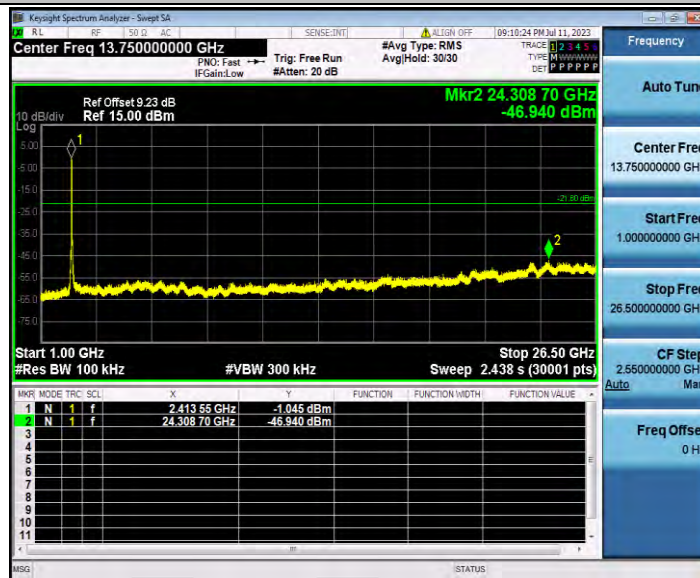
11N20SISO_Ant1_2462_1000~26500



11N40SISO_Ant1_2422_0~Reference



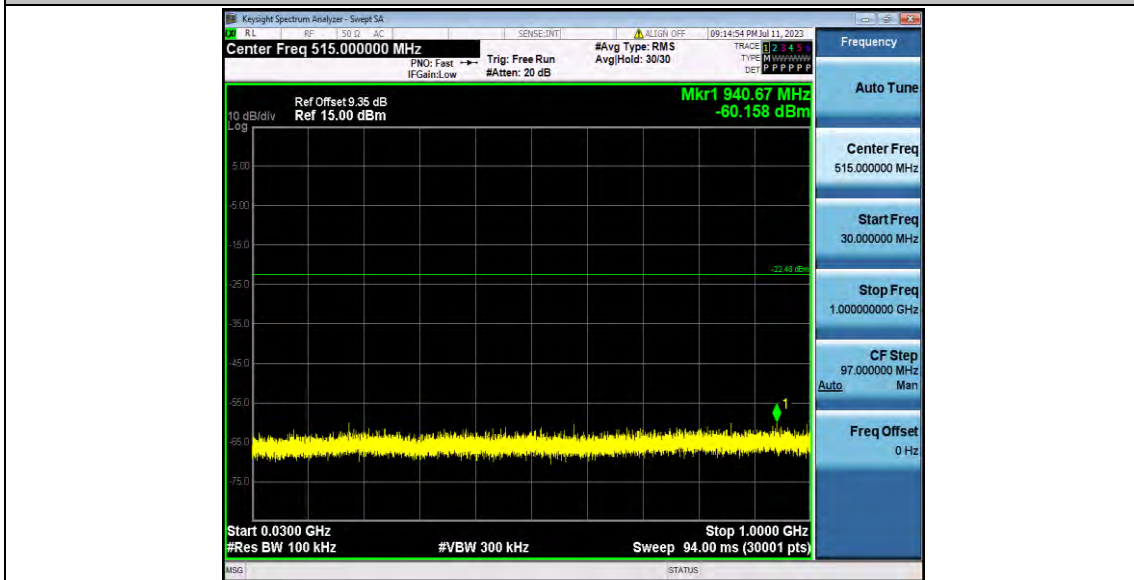
11N40SISO_Ant1_2422_30~1000



11N40SISO_Ant1_2422_1000~26500



11N40SISO_Ant1_2437_0~Reference



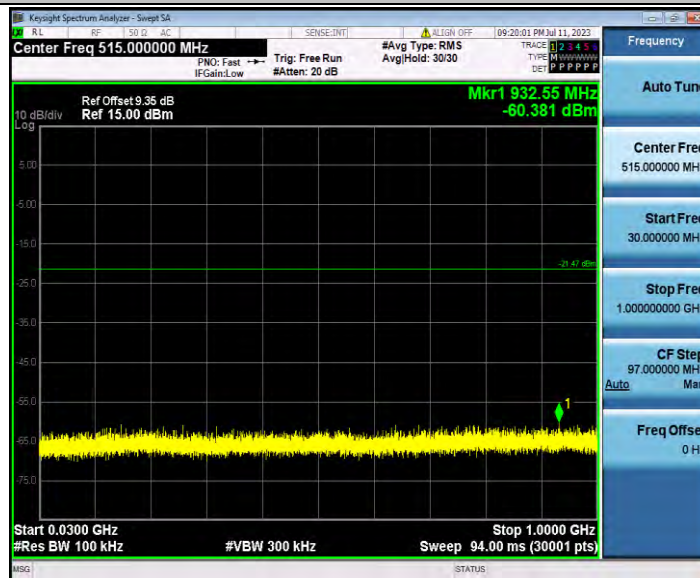
11N40SISO_Ant1_2437_30~1000



11N40SISO_Ant1_2437_1000~26500



11N40SISO_Ant1_2452_0~Reference



11N40SISO_Ant1_2452_30~1000

