

# 30" Dual Fuel Slide-in Range

Benchmark™ Series – Stainless Steel HDIP054U



**HDIP054U**  
Stainless Steel

**The full-depth dual fuel slide-in range fits into any freestanding range cutout, and offers a powerful dual-stacked burner.**

## Features & Benefits

The new Bosch slide-in range fits in any freestanding range cutout.

Powerful 20,000 BTU center burner designed for faster boiling and low simmer.

Dampened hinges softly and quietly guide the SmoothClose door shut.

A full-extension telescopic rack offers safe access to the oven cavity.

The warming drawer keeps everything you cook warm and ready to serve.



## General Properties

Cooking modes	Bake, Variable Broil (hi & low), Roast, Warm, Proof, Convection Bake, Convection Broil, Convection Roast, Convection Multi-Rack, Convection Conversion, Pizza, Meat Probe, Fast Preheat, Sabbath
Cleaning type	Self clean
Type of grate	Cast iron
Knob material	Metal
Drawer type	Warming drawer
Sealed burners	Yes

## Oven Performance

Bake / broil element watts (W)	2,400 / 3,800 W
Convection element watts (W)	2,000 W

## Burner Performance

Total number of cooktop burners	5
Total cooktop (NG / LP) BTU	55,000 / 48,500
Power of front left burner (NG / LP) BTU	10,000 / 8,000
Power of back left burner (NG / LP) BTU	5,000 / 5,000
Power of center burner (NG / LP) BTU	20,000 / 17,000
Power of back right burner (NG / LP) BTU	5,000 / 5,000
Power of front right burner (NG / LP) BTU	15,000 / 13,500

## Technical Details

Watts (W)	6,400 W
Circuit breaker (A)	30 A

## Technical Details (continued)

Volts (V)	208 V / 240 V
Frequency (Hz)	60 Hz
Plug type	N/A
Cord length (in.)	N/A
Energy source	Mixed Electric / Gas
Gas type	Natural gas 15 mbar (USA)
Alternative gas type	LP 27, 5 mbar (USA)

## Dimensions & Weight

Overall appliance dimensions (HxWxD)(in.)	35 1/2" x 31 1/2" x 28 7/8"
Required cutout size (HxWxD) (in.)	35 1/2" x 30" x 25"
Adjustable range height (in.)	1 1/2"
Overall Oven Interior Dimensions (HxWxD) (in.)	17 13/16" x 24 1/8" x 18"
Usable Oven Interior Dimensions (HxWxD) (in.)	12 5/16" x 23 1/4" x 15 1/2"
Net weight (lbs)	243 lbs

## Accessories—Included

Use and care manual, installation guide, mounting hardware, island trim, meat probe, LP conversion kit, standard racks, telescopic rack

## Accessories—Optional



**HEZTR301**  
30" Telescopic rack



**HEZGR301**  
Griddle



**HGZBS301**  
Low backguard



**HEZ298102**  
Wok ring

For help and assistance with Bosch accessories please visit: [www.bosch-eshop.com/eshop/bosch/us](http://www.bosch-eshop.com/eshop/bosch/us) or call 1-800-944-2904 Mon-Fri 5am to 6pm PST Sat 6am to 3pm PST

Notes: All height, width and depth dimensions are shown in inches. Please refer to installation instructions prior to making cutout. BSH reserves the absolute and unrestricted right to change product materials and specifications, at any time, without notice. Consult the product's installation instructions for final dimensional data and other details. Applicable product warranty can be found in accompanying product literature or you may contact your account manager for further details.

Warranties: Bosch warrants that the Product is free from defects in materials and workmanship for a period of three hundred and sixty-five (365) days from the date of purchase. The foregoing timeline begins to run upon the date of purchase, and shall not be stalled, tolled, extended, or suspended, for any reason whatsoever. This Product is also warranted to be free from cosmetic defects in material and workmanship (such as scratches of stainless steel, paint/porcelain blemishes, chip, dents, or other damage to the finish of the Product, for a period of thirty (30) days from the date of purchase or closing date for new construction. This cosmetic warranty excludes slight color variations due to inherent differences in painted and porcelain parts, as well as differences caused by kitchen lighting, product location, or other similar factors. This cosmetic warranty specifically excludes any display, floor, "As Is", or "B" stock appliances.

For more information on our entire line of products, go to [www.bosch-home.com/us](http://www.bosch-home.com/us) or call 1-800-944-2904

© BSH Home Appliances Corporation. All rights reserved. Bosch is a registered trademark of Robert Bosch GmbH.

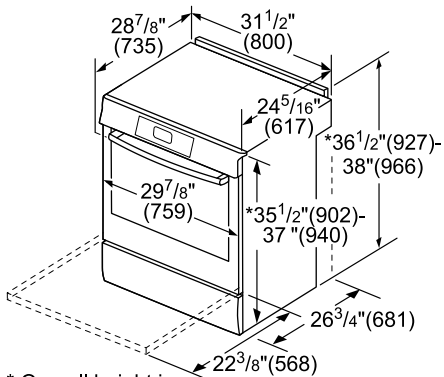
# 30" Dual Fuel Slide-in Range

Benchmark™ Series – Stainless Steel HDIP054U



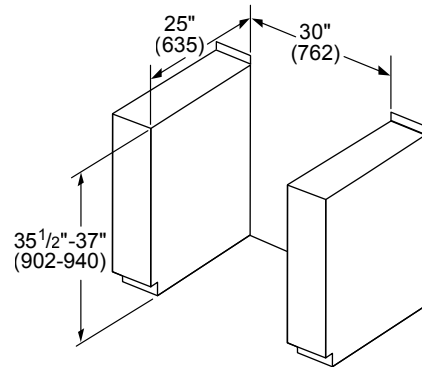
**BOSCH**  
Invented for life

## Installation Details

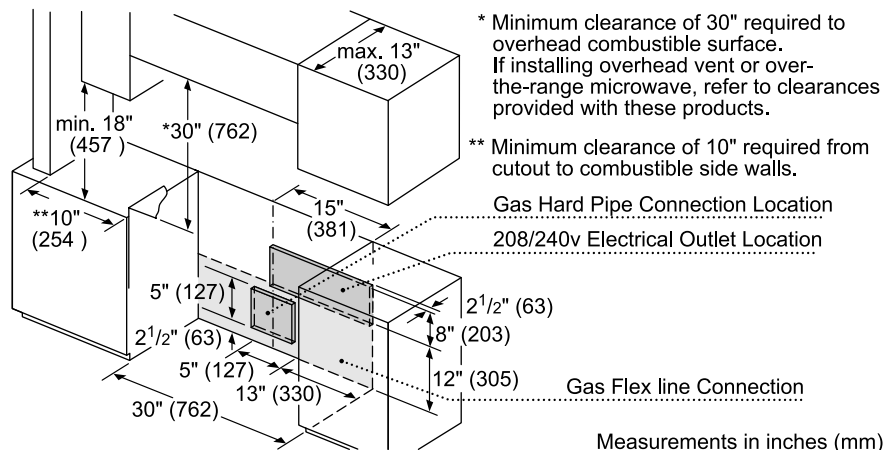


\* Overall height is adjustable via leveling legs.

measurements in inches (mm)



measurements in inches (mm)



\* Minimum clearance of 30" required to overhead combustible surface.  
If installing overhead vent or over-the-range microwave, refer to clearances provided with these products.

\*\* Minimum clearance of 10" required from cutout to combustible side walls.

Gas Hard Pipe Connection Location

208/240v Electrical Outlet Location

Gas Flex line Connection

Measurements in inches (mm)

For help and assistance with Bosch accessories please visit: [www.bosch-eshop.com/eshop/bosch/us](http://www.bosch-eshop.com/eshop/bosch/us) or call 1-800-944-2904 Mon-Fri 5am to 6pm PST Sat 6am to 3pm PST

Notes: All height, width and depth dimensions are shown in inches. Please refer to installation instructions prior to making cutout. BSH reserves the absolute and unrestricted right to change product materials and specifications, at any time, without notice. Consult the product's installation instructions for final dimensional data and other details. Applicable product warranty can be found in accompanying product literature or you may contact your account manager for further details.

Warranties: Bosch warrants that the Product is free from defects in materials and workmanship for a period of three hundred and sixty-five (365) days from the date of purchase. The foregoing timeline begins to run upon the date of purchase, and shall not be stalled, tolled, extended, or suspended, for any reason whatsoever. This Product is also warranted to be free from cosmetic defects in material and workmanship (such as scratches of stainless steel, paint/porcelain blemishes, chip, dents, or other damage to the finish of the Product, for a period of thirty (30) days from the date of purchase or closing date for new construction. This cosmetic warranty excludes slight color variations due to inherent differences in painted and porcelain parts, as well as differences caused by kitchen lighting, product location, or other similar factors. This cosmetic warranty specifically excludes any display, floor, "As Is", or "B" stock appliances.

For more information on our entire line of products, go to [www.bosch-home.com/us](http://www.bosch-home.com/us) or call 1-800-944-2904

© BSH Home Appliances Corporation. All rights reserved. Bosch is a registered trademark of Robert Bosch GmbH.