

NX60T8751SS

SAMSUNG

Samsung Flex Duo™ Front Control Slide-in Gas Range with Smart Dial & Air Fry

6.0 cu. ft. Capacity



Signature Features

Smart Dial

- The new Smart Dial simplifies oven settings in a single dial and intuitively learns based on your cooking preferences.

Air Fry

- Cooking just got healthier* with new Air Fry mode. Using little to no oil, you can quickly prepare your favorite fried foods right in your oven. Air Fry tray included.

*As compared to deep frying.

Flex Duo™

- The Flex Duo™ range is for the ultimate multi-tasker who wants to be efficient in the kitchen. Use the full oven, or split it into two separate smaller ovens to suit your needs.

Available Colors



Fingerprint Resistant
Stainless Steel (shown)



Fingerprint Resistant
Black Stainless Steel



Smart Dial



Air Fry

Features

- Smart Dial
- Air Fry, Tray Included
- Flex Duo™
- Convection
- Illuminated Knobs
- Fingerprint Resistant Finish
- Reversible Cast-Iron Griddle
- Large Oven Capacity – 6.0 cu. ft.
- Ready2Fit™ Guarantee
- Temperature Probe
- Gliding Rack
- Soft Close Door
- Wok Ring
- Storage Drawer

- Flexible Cooktop:
 - Right Front: 23K BTU Dual Ring Brass Power Burner
 - Left Front: 16K BTU
 - Right Rear: 5K BTU
 - Left Rear: 9.5K BTU
 - Center (Oval): 10K BTU

Convenience

- Wi-Fi Connectivity
- Voice-Enabled
- Convection Auto Conversion
- Self Clean
- Child Safety Lock
- Delay Start
- Auto Oven Light
- Kitchen Timer
- Sabbath Mode

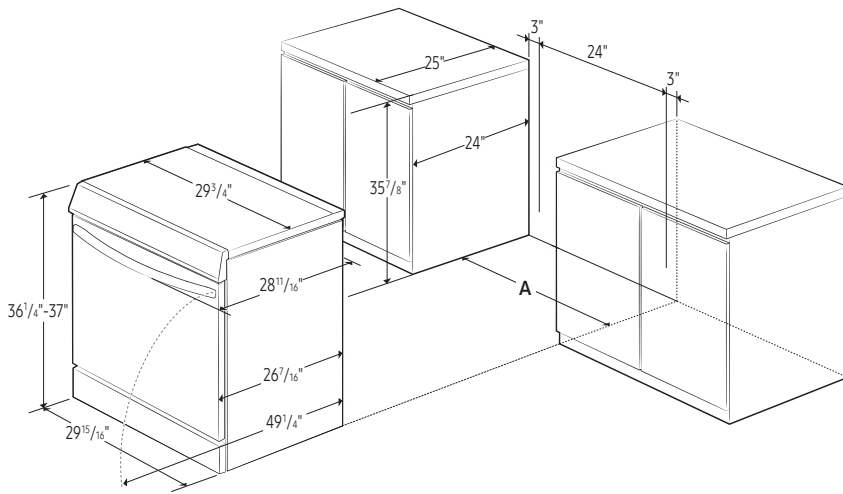


NX60T8751SS

SAMSUNG

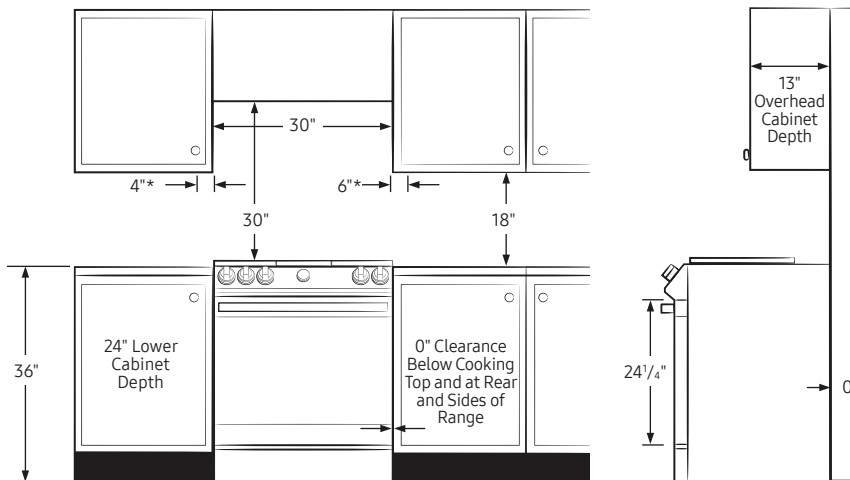
Samsung Flex Duo™ Front Control Slide-in Gas Range with Smart Dial & Air Fry

Installing Your Range



A: Cabinet opening 30"

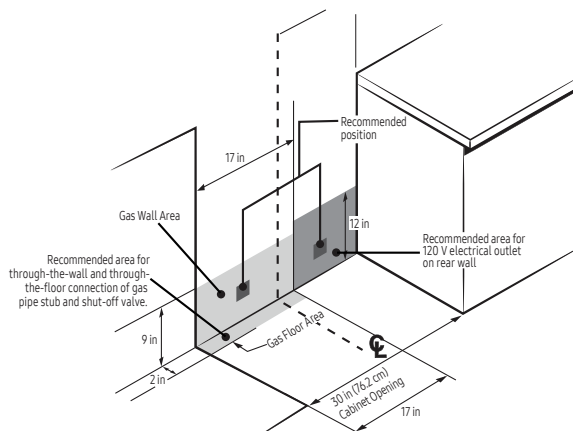
IMPORTANT: If your cabinets are over 37" high, you must install this range on a hard, heat-resistant support that raises the surface of the range so that it is about even with the countertop.



*Side clearance above cooking surface to any objects, i.e., wall.

IMPORTANT: Consult with Installation Manual for detailed instructions before installing. All ranges must be installed with the Anti-Tip device that is included.

Recommended Locations for Gas Piping and Electrical Outlets



Power Source

120V/60Hz/20A

Total Power (BTU)

63,500 BTU

Black Enamel 5-Burner Cooktop

- Right Front: 23K BTU Dual Ring, Brass
- Left Front: 16K BTU
- Right Rear: 5K BTU
- Left Rear: 9.5K BTU
- Center (Oval): 10K BTU

Oven

- Upper Capacity: 3.4 cu. ft.
- Lower Capacity: 2.5 cu. ft.
- Convection Element/Heater
- Convection Bake
- Convection Roast
- Bake
- Variable Broil: Low/High
- Air Fry
- Bread Proof
- Dehydrate

Warranty

One (1) Year Parts and Labor

Product Dimensions & Weight (WxHxD)

Actual Oven Dimensions:
24¹³/₁₆" x 21⁵/₈" x 19⁵/₈"

Outside Dimensions:
29¹⁵/₁₆" x 36¹/₄-37" (Adjustable) x 28¹¹/₁₆"

Weight: 220 lbs

Shipping Dimensions & Weight (WxHxD)

Dimensions:
33¹/₁₆" x 41³/₄" x 30⁵/₁₆"

Weight: 246 lbs

Color

Fingerprint Resistant
Stainless Steel

Model

NX60T8751SS

UPC Code

887276409153

Fingerprint Resistant
Black Stainless Steel

NX60T8751SG

887276409146



Actual color may vary. Design, specifications, and color availability are subject to change without notice. Non-metric weights and measurements are approximate.

©2020 Samsung Electronics America, Inc. 85 Challenger Road, Ridgefield Park, NJ 07660. Tel: 800-SAMSUNG. samsung.com. Samsung is a registered trademark of Samsung Electronics Co. Ltd.