



COMMERCIAL • HOSPITALITY • AIRBNB • ASSISTED LIVING



ZONELINE® VERTICAL SERIES PRODUCT AND ACCESSORIES GUIDE



AIR&WATER
SOLUTIONS

PTAC Direct Sales, Inc.
185 S. Kimball Ave.
Suite 130
Southlake, TX 76092
877.454.7822 (T)


ZONELINE® UltimateV12™



The GE Zoneline® UltimateV12™ brings a new level of intelligence and performance to our user friendly line of Vertical Terminal Air Conditioners.

The UltimateV12 is the next generation of VTAC featuring Inverter Technology and Adjustable Speed Makeup Air, enabling controlled and precise performance in a broad range of applications.

GE Appliances Vertical Terminal Air Conditioners have achieved the latest energy efficiency DOE industry requirements.




Zoneline VTAC FACT:

RAK190V 2-WAY COMMUNICATION

The variable speed design of this system paired with the RAK190V 2-Way Communication Thermostat provides the ultimate control. This unit maintains temperature at slower running speeds, which results in the ultimate sound and energy performance.

12-INNOVATIVE FEATURES



Zonline VTAC FACT:

SAVE 60% ON INSTALLATION TIME*
Complete installation from the interior makes installation 60% faster!


*Compared to Friedrich Vert-I-Pak models or GEA AZ91 series models, including installing and building a platform.

ZONELINE® VERTICAL SERIES FEATURES AND BENEFITS




INSTA-PLATFORM™

Eliminates the need for on-site customized platform construction saving time and money.



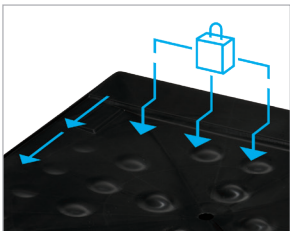
SELF-CONTAINED DRAINAGE SYSTEM

Easy installation allows for simple chassis removal while leaving plumbing completely intact.



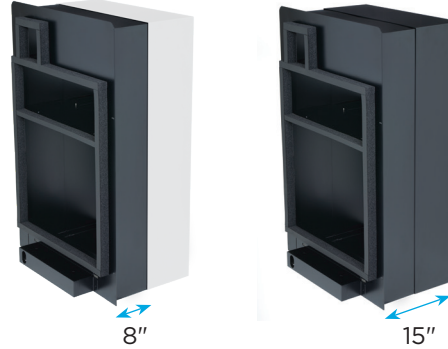
FAST-CONNECT PLUMBING

Allows preliminary plumbing to be installed outside the closet and prior to installing the chassis.



SELF-ALIGNING LOCK-IN-PLACE SYSTEM

The Insta-Platform and the VTAC are self-aligning with a lock-in-place system ensuring the unit is engaged with the plenum gasket.



QUICK-INSTALL PLENUM

Plenum is easily installed from the interior without the need for exterior building access. Caulking is required. It conveniently expands from 8" to 15" for a custom fit.



ULTRA-QUIET

Delivers quiet cooling power with smooth sound for a good night's sleep.



REVERSE CYCLE DEFROST


Advanced defrost capability allows for extended heat pump operation down to 25° F for V10, down to 0° F for V11 & V12.



CORROSION PROTECTION

Exclusive rust-proof basepan and bulkhead provide another level of corrosion protection.

ZONELINE® VERTICAL SERIES FEATURES AND BENEFITS



ONBOARD DIAGNOSTICS

Electronic controls give clear and fast diagnostics data and fault codes, for fast and easy resolution.



SMARTHQ™ WIFI CAPABILITY

Optional SmartHQ module* gives property managers the ability to monitor multiple units remotely, enhancing guests' experience. Learn more at smarthqsolutions.com/management. SmartHQ Management subscription required.



INVERTER TECHNOLOGY (UltimateV11 and UltimateV12 models)

Variable speed operation provides an advantage with shorter recovery time, improved efficiency, sound quality and dehumidification. Consistent room temperature allows for total room comfort.



ADJUSTABLE SPEED MAKEUP AIR (UltimateV12 models only)

Makeup air and customizable variable speed fan technology provide the precise airflow for specific applications. For energy savings, Makeup air delivery can be cycled based on occupancy, using a compatible occupancy detecting thermostat.




ENERGY EFFICIENT (all VTAC models)

The U.S. Department of Energy (DOE) enacted new energy efficiency requirements for residential and commercial air conditioners and heat pumps.

GE Appliances' VTAC Series meets the new industry metrics for SEER2, EER2 and HSPF2 standards.

*SmartHQ module part number PBX23W00Y0, PBX23W00Y1 or SHCM10PK (10 Pack).


INVERTER TECHNOLOGY THE REASONS WHY



UltimateV12 and UltimateV11 models only

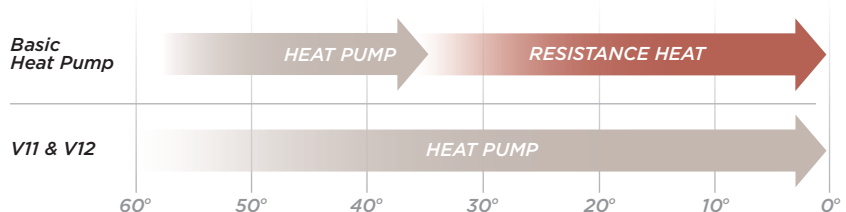
Inverter Technology is the latest innovation in Zoneline Vertical Terminal Air Conditioning. By enabling variable speed operation, it improves:

- **Temperature Recovery Time**—ensuring occupant comfort by quickly reaching the desired setpoint temperature
- **Efficiency**—aligns compressor output to room needs thereby reducing energy consumption
- **Low Ambient Heat Pump**—the variable speed compressor and advanced defrost capability allows for the best in heat pump operation down to 0° F
- **Two-Way Thermostat Capability**—advanced thermostat communication allows for true compressor speed control and adjusts cooling & dehumidification outputs to precisely match room needs
- **Sound Quality**—operates at slower speeds longer and smoothly changes speed to avoid abrupt start-ups
- **Dehumidification**—with 3 selectable levels of enhanced dehumidification, it maintains comfortable room conditions using variable speed to reduce humidity, even in challenging environments



UltimateV11, and V12 HEAT PUMP SAVINGS

- COP2 = 3.5 and HSPF2 = 7.6
- Heat Pump operates down to 0° F
- Minimizes use of costly back-up heat



ADJUSTABLE SPEED MAKEUP AIR

MAKEUP DUCT INLET FAN



Open



Closed

UltimateV12 models only

A dedicated variable speed fan allows for the delivery of room specific volumes of conditioned Makeup air of up to 70 CFM.

The RAK190V thermostat provides the ability to achieve energy savings by cycling Makeup air based on occupancy status.

The RAA13V is an optional MERV 13 filter that reduces dust, pollen, mold, bacteria, viruses and other airborne pathogens from entering the room. It provides cleaner Makeup air to improve overall indoor air quality, with easy access from the front side of unit.

ADJUSTABLE SPEED MAKEUP AIR



NOTE: V12 models are not recommended for installation within two miles of coastal areas.

ZONELINE® UltimateV11™



The UltimateV11 is the next generation of VTAC featuring Inverter Technology enabling controlled and precise performance in a broad range of applications.

The UltimateV11 has achieved the energy efficiency DOE industry requirements.

Zoneline VTAC FACT:

SAVE 60% ON INSTALLATION TIME*

Complete installation from the interior makes installation 60% faster!

1 INSTA-PLATFORM™

2 SELF-CONTAINED DRAINAGE SYSTEM

3 FAST-CONNECT PLUMBING

4 SELF-ALIGNING, LOCK-IN-PLACE SYSTEM



5 QUICK-INSTALL PLENUM

6 ULTRA-QUIET

7 REVERSE CYCLE DEFROST

8 CORROSION PROTECTION

9 ONBOARD DIAGNOSTICS

10 SmarHQ™ WIFI CAPABILITY

11 INVERTER TECHNOLOGY

*Compared to Friedrich Vert-I-Pak models or GEA AZ91 series models, including installing and building a platform.

ZONELINE® UltimateV10™



The UltimateV10™ is the industry's first VTAC that can be installed completely from the interior. It features a one-piece **Insta-Platform™**, eliminating the need for on-site construction. Ultra-quiet operation adds to overall room comfort.

Zonline VTAC FACT:

SAVE 60% ON INSTALLATION TIME*


Complete installation from the interior makes installation 60% faster!

1 INSTA-PLATFORM™

2 SELF-CONTAINED DRAINAGE SYSTEM

3 FAST-CONNECT PLUMBING

4 SELF-ALIGNING, LOCK-IN-PLACE SYSTEM



5 QUICK-INSTALL PLENUM

6 ULTRA-QUIET

7 REVERSE CYCLE DEFROST

8 CORROSION PROTECTION

9 ONBOARD DIAGNOSTICS

10 SmartHQ™ WIFI CAPABILITY

*Compared to Friedrich Vert-I-Pak models or GEA AZ91 series models, including installing and building a platform.

ACCESSORIES


The GE Zoneline® VTAC Series system requires a set of essential accessories for proper operation.



RAK160W2
Wireless
Thermostat
Compatible with
V10 models



RAK149F2
Non-programmable
Thermostat
Compatible with
V10 models



RAK150VF2
2-STAGE COOL/HEAT
THERMOSTAT
Compatible with
V11 and V12 models



RAK180W1
Wireless Energy
Management
Thermostat
Compatible with
V10 models



RAK149P2
Programmable
Thermostat
Compatible with
V10 models




RAK190V
2-WAY
ENERGY MANAGEMENT
THERMOSTAT
Compatible with
all models



18" x 20" x 1" FILTER INCLUDED WITH UNIT CHASSIS

RAA13V
MERV 13 FILTER
(Optional, UltimateV12)



POWER CONNECTION



INSTA-PLATFORM™ (RAVDPLAT)



WALL PLENUM
RAVWPT9, RAVWPT15
UltimateV10, V11



WALL PLENUM
RAVWPT15B
Cutout: 24"W X 40"H
UltimateV12



ACCESS PANEL WITH
RETURN GRILLE
(RAVRG4)

Cutout: 28-1/8"W X 55-7/8"H



GRILLE (RAVAL3)
UltimateV10, V11



GRILLE (RAVAL4)
UltimateV12

COMPLETE ACCESSORY LIST (Must be ordered separately)

KIT NUMBER	DESCRIPTION
RAK149F2	Non-ProgrammableThermostat-For V10 models only
RAK149P2	ProgrammableThermostat-For V10 models only
RAK150VF2	Two Fan Speed Thermostat for Two Stage Compressor-For V11 and V12 models only
RAK160W2	Wireless Thermostat-For V10 models only
RAK180W1	Wireless Energy Management Thermostat-For V10 models only
RAK190V	Two Way Communicating, Occupancy Detection, Energy Management Thermostat (All models)
RAVAL3	Exterior Grille-For V10 and V11 models
RAVAL4	Exterior Grille-For V12 models
RAVTRANS1CO	Transition Plenum for V10, V11 & V12 series
RAVTRANS2	Transition Plenum (AZ75/85 to AZ95)
RAVTRANS3	Transition Plenum (AZ90/91 to AZ95, 8" or less plenum depth)
RAVTRANS4	Transition Plenum (AZ90/91 to AZ95, 8" or more plenum depth)
RAVRG2B	Return Air Grille for Flush Door
RAVRG4	Access Panel with Return Air
RAVWPT9	Wall Plenum-For V10 and V11 models
RAVWPT15	Wall Plenum-For V10 and V11 models
RAVWPT15B	Wall Plenum for walls 8"-deep to 15" thick-V12 models only
RAK315D	230-208 Volt Direct Connect Power Supply Kit, 2.45/2 kW heat, 15 Amp
RAK320D	230-208 Volt Direct Connect Power Supply Kit, 3.45/2.82 kW heat, 20 Amp
RAK330D	230-208 Volt Direct Connect Power Supply Kit, 5/4.08 kW heat, 30 Amp
RAK515D	265-Volt Universal Direct Connect Power Supply Kit, 2.45 kW heat, 15 Amp
RAK520D	265-Volt Universal Direct Connect Power Supply Kit, 3.45 kW heat, 20 Amp
RAK530D	265-Volt Universal Direct Connect Power Supply Kit, 5 kW heat, 30 Amp
RAVDPLAT	Insta-Platform™
SHCM10PK	SmarrHQ™ Connect Module - (10 pack)
RAA13V	MERV 13 Makeup Air Filter-V12 models only

SPECIFICATIONS UltimateV12

IMPORTANT NOTICE

Equipment used as a primary source for heating or cooling is an integral part of the building in which it is installed. Proper application is essential for satisfactory performance over a wide range of operating conditions. It is strongly recommended that a professional engineer determine proper application.

If this unit is a replacement unit, its specifications and performance may differ from those of the unit it is replacing. For that reason, we again strongly recommend that a professional engineer determine proper application.

GE AZ9V SERIES-230-208V* AZ9VH12DBM

VOLTAGE	230-208
FEATURES	
Cooling BTUH	12,000
Cooling BTU Range (95F outdoor)	5,200-16,200
Max Cooling BTU (115F)	11,200
Max Cooling BTU (75F)	20,000
EER2	12.0
SEER2	15.9
Cooling Watts	970
Cooling Amps	4.7
Sensible Heat Ratio(SHR)-nominal cool, high fan	75%
Dehumidification (pints per hour)-nominal cooling, high fan	3.16
Makeup air CFM	30-70 (no filter) 25-70 (with MERV13 Filter Kit)
Refrigerant	R-410A
Indoor CFM (hi/lo) (0.1 ESP)	465/380
HEAT PUMP	
Heat Pump BTU	11,500
Heating BTU Range @47F	4,500-13,000
HSPF2	7.6
Heat Pump COP2 @47F	3.5
Heating BTU @17F (nominal/max)	6,100/9,400
Heat Pump COP2 @17F (nominal/max)	2.2
Heat Pump Watts	925
Heat Pump Amps	4.4
CASE DIMENSIONS	
Width (in.)	23-5/8
Depth (in.)	28-3/8
Height (in.)	36-7/8
Net weight (lbs.)	145
Approx. ship. weight (lbs.)	158
Closet ID for front install (min.)	29-5/8"W x 32"D
Closet ID for side install using full door (min.)***	29-5/8"W x 34"D
Closet ID for side install using RAVRG4**	34"W x 40"D

POWER CONNECTION REQUIREMENTS (RESISTANCE HEAT)

230-208 VOLT	12,000 BTUh		
POWER CONNECTION KIT	RAK315D	RAK320D	RAK330D
Heater BTUh	8,360/6,838	11,770/9,629	17,060/13,952
Total Watts	2,568/2,122	3,568/2,940	5,118/4,207
Heater Watts	2,450/2,004	3,450/2,822	5,000/4,089
Total Heating Amps	10.7/9.6	15/13.6	21.7/19.7
MCA	15	20	30
Recommend Protective Device (MOCP)	15 amp time delay fuse or breaker	20 amp time delay fuse or breaker	30 amp time delay fuse or breaker

*230V Performance Data Listed

** See installation instructions for side installation details

GE AZ9V SERIES-265V HEAT PUMP WITH BACKUP ELECTRIC HEAT AZ9VH12EBM

VOLTAGE	265
FEATURES	
Cooling BTU	11,700
Cooling BTU Range (95F outdoor)	5,200-16,200
Max Cooling BTU (115F)	11,200
Max Cooling BTU (75F)	20,000
EER2	11.6
SEER2	15.5
Cooling Watts	1,050
Cooling Amps	4.2
Sensible Heat Ratio(SHR)-nominal cool, high fan	77%
Dehumidification (pints per hour)-nominal cooling, high fan	3.16
Makeup air CFM	30-70 (no filter) 25-70 (with MERV13 Filter Kit)
Refrigerant	R-410A
Indoor CFM (hi/lo) (0.1 ESP)	465/380
HEAT PUMP	
Heat Pump BTU	11,300
Heating BTU Range @47F	4,500-13,000
HSPF2	7.6
Heat Pump COP2 @47F	3.5
Heating BTU @17F (nominal/max)	6,100/9,400
Heat Pump COP2 @17F (nominal/max)	2.2
Heat Pump Watts	915
Heat Pump Amps	3.8
CASE DIMENSIONS	
Width (in.)	23-5/8
Depth (in.)	28-3/8
Height (in.)	36-7/8
Net weight (lbs.)	145
Approx. ship. weight (lbs.)	158
Closet ID for front install (min.)	29-5/8"W x 32"D
Closet ID for side install using full door (min.)***	29-5/8"W x 34"D
Closet ID for side install using RAVRG4**	34"W x 40"D

POWER CONNECTION REQUIREMENTS (RESISTANCE HEAT)

265 VOLT	12,000 BTUh		
POWER CONNECTION KIT	RAK515D	RAK520D	RAK530D
Heater BTUH	8,360	11,770	17,060
Total Watts	2,568	3,568	5,118
Heater Watts	2,450	3,450	5,000
Total Heating Amps	9.2	13	18.9
MCA	15	20	30
Recommend Protective Device (MOCP)	15 amp time delay fuse or breaker	20 amp time delay fuse or breaker	30 amp time delay fuse or breaker

Specifications subject to change without notice.

SPECIFICATIONS UltimateV11

IMPORTANT NOTICE

Equipment used as a primary source for heating or cooling is an integral part of the building in which it is installed. Proper application is essential for satisfactory performance over a wide range of operating conditions. It is strongly recommended that a professional engineer determine proper application.

If this unit is a replacement unit, its specifications and performance may differ from those of the unit it is replacing. For that reason, we again strongly recommend that a professional engineer determine proper application.

GE AZ9V SERIES-230-208V* AZ9VH12DAC

VOLTAGE	230-208
FEATURES	
Cooling BTUH	12,000
Cooling BTU Range (95F outdoor)	5,200-16,200
Max Cooling BTU (115F)	11,200
Max Cooling BTU (75F)	20,000
EER2	12.0
SEER2	15.9
Cooling Watts	970
Cooling Amps	4.7
Sensible Heat Ratio(SHR)-nominal cool, high fan	75%
Dehumidification (pints per hour)-nominal cooling, high fan	3.16
Refrigerant	R-410A
Indoor CFM (hi/lo) (0.1 ESP)	465/380
HEAT PUMP	
Heat Pump BTU	11,500
Heating BTU Range @47F	4,500-13,000
HSPF2	7.5
Heat Pump COP2 @47F	3.5
Heating BTU @17F (nominal/max)	6,100/9,400
Heat Pump COP2 @17F (nominal/max)	2.1
Heat Pump Watts	925
Heat Pump Amps	4.4
CASE DIMENSIONS	
Width (in.)	23-5/8
Depth (in.)	24-1/8
Height (in.)	31-7/8
Net weight (lbs.)	145
Approx. ship. weight (lbs.)	155
Closet ID for front install (min.)	29-5/8"W x 27-3/4"D
Closet ID for side install using full door (min.)**	29-5/8"W x 29-3/4"D

GE AZ9V SERIES-265V HEAT PUMP WITH BACKUP ELECTRIC HEAT AZ9VH12EAC

VOLTAGE	265
FEATURES	
Cooling BTU	11,700
Cooling BTU Range (95F outdoor)	5,200-16,200
Max Cooling BTU (115F)	11,200
Max Cooling BTU (75F)	20,000
EER2	11.6
SEER2	15.5
Cooling Watts	1,050
Cooling Amps	4.2
Sensible Heat Ratio(SHR)-nominal cool, high fan	77%
Dehumidification (pints per hour)-nominal cooling, high fan	3.16
Refrigerant	R-410A
Indoor CFM (hi/lo) (0.1 ESP)	465/380
HEAT PUMP	
Heat Pump BTU	10,800
Heating BTU Range @47F	4,500-13,000
HSPF2	7.5
Heat Pump COP2 @47F	3.5
Heating BTU @17F (nominal/max)	6,100/9,400
Heat Pump COP2 @17F (nominal/max)	2.1
Heat Pump Watts	915
Heat Pump Amps	3.8
CASE DIMENSIONS	
Width (in.)	23-5/8
Depth (in.)	24-1/8
Height (in.)	31-7/8
Net weight (lbs.)	145
Approx. ship. weight (lbs.)	155
Closet ID for front install (min.)	29-5/8"W x 27-3/4"D
Closet ID for side install using full door (min.)**	29-5/8"W x 29-3/4"D

POWER CONNECTION REQUIREMENTS (RESISTANCE HEAT)

230-208 VOLT	12,000 BTUh		
POWER CONNECTION KIT	RAK315D	RAK320D	RAK330D
Heater BTUh	8,360/6,838	11,770/9,629	17,060/13,952
Total Watts	2,568/2,122	3,568/2,940	5,118/4,207
Heater Watts	2,450/2,004	3,450/2,822	5,000/4,089
Total Heating Amps	10.7/9.6	15/13.6	21.7/19.7
MCA	15	20	30
Recommend Protective Device (MOCP)	15 amp time delay fuse or breaker	20 amp time delay fuse or breaker	30 amp time delay fuse or breaker

*230V Performance Data Listed

** See installation instructions for side installation details

POWER CONNECTION REQUIREMENTS (RESISTANCE HEAT)

265 VOLT	12,000 BTUh		
POWER CONNECTION KIT	RAK515D	RAK520D	RAK530D
Heater BTUH	8,360	11,770	17,060
Total Watts	2,568	3,568	5,118
Heater Watts	2,450	3,450	5,000
Total Heating Amps	9.2	13	18.9
MCA	15	20	30
Recommend Protective Device (MOCP)	15 amp time delay fuse or breaker	20 amp time delay fuse or breaker	30 amp time delay fuse or breaker

Specifications subject to change without notice.

SPECIFICATIONS

UltimateV10

IMPORTANT NOTICE

Equipment used as a primary source for heating or cooling is an integral part of the building in which it is installed. Proper application is essential for satisfactory performance over a wide range of operating conditions. It is strongly recommended that a professional engineer determine proper application.

If this unit is a replacement unit, its specifications and performance may differ from those of the unit it is replacing. For that reason, we again strongly recommend that a professional engineer determine proper application.

GE AZ95 SERIES-230-208V* COOLING WITH ELECTRIC HEAT

	AZ95E09DAC	AZ95E12DAC	AZ95E18DAC
VOLTAGE	230-208	230-208	230-208
FEATURES			
Cooling BTUH	9,000	11,600	17,200
EER2	11.2	12.0	11.0
SEER2	12.6	13.5	12.2
HSPF2	NA	NA	NA
Cooling Power (W)	800	975	1,555
Cooling Power (A)	3.6	4.3	7.3
Sensible Heat Ratio(SHR)	74%	73%	72%**
Dehumidification (pints per hour)	2.2	2.8	4.5**
Refrigerant	R-410A	R-410A	R-410A
Indoor CFM (hi/lo) (0.1 ESP)	408/305	408/356	468/408
CASE DIMENSIONS			
Width (in.)	23-5/8	23-5/8	23-5/8
Depth (in.)	24-1/8	24-1/8	24-1/8
Height (in.)	31-7/8	31-7/8	31-7/8
Net weight (lbs.)	119	127	141
Approx. ship. weight (lbs.)	132	140	154
Clearance for Front Install (min.)	3" On All Sides	3" On All Sides	3" On All Sides
Clearances for Side Install (min.)	5" to Front, 3" on Sides	5" to Front, 3" on Sides	5" to Front, 3" on Sides

*230V Performance Data Listed

** 18K Dehum Rate and SHR data acquired using medium fan speed. All other models show low fan speed data.

POWER CONNECTION REQUIREMENTS (RESISTANCE HEAT)

230-208 VOLT	9,000/12,000 BTUh			18,000 BTUh*	
POWER CONNECTION KIT	RAK315D	RAK320D	RAK330D	RAK320D	RAK330D
Heater BTUh	8,360/6,838	11,770/9,629	17,060/13,952	11,770/9,629	17,060/13,952
Total Watts	2,568/2,122	3,568/2,940	5,118/4,207	3,568/2,940	5,118/4,207
Heater Watts	2,450/2,004	3,450/2,822	5,000/4,089	3,450/2,822	5,000/4,089
Total Heating Amps	10.7/9.6	15/13.6	21.7/19.7	15/13.6	21.7/19.7
MCA	15	20	30	20	30
Recommend Protective Device (MOCP)	15 amp time delay fuse or breaker	20 amp time delay fuse or breaker	30 amp time delay fuse or breaker	20 amp time delay fuse or breaker	30 amp time delay fuse or breaker

*There is no 15 amp breaker option available for the 18,000 BTUh models due to compliance with UL standard 60335-2-40

Specifications subject to change without notice.

THE SELMER STORY

BUILDING SOMETHING GREAT

GE Appliances has expanded its production of VTAC product in 2021, with a 5-million-dollar investment and adding positions to the plant in Selmer, TN.

The goal is to provide vital solutions to the current environment and overall air quality. Adding break through Inverter Technology and Makeup Air improves efficiency and energy usage. SmartHQ™ WiFi connection and quick diagnostic capabilities heighten the owner and guest experience.

Designed, engineered and assembled in the U.S., ZONELINE® VTACS are manufactured with a one purpose in mind—*building something great!*



OUR STORY



“Every VTAC that leaves Selmer is built with precision and pride.”



“Building and assembling the Vertical Zonline is my contribution to improving air quality and the environment.”

PROVIDING SUPPORT



Todd Allen
Commercial Trainer, Zonline

The UltimateV12™ and UltimateV11™ are the next generation of GE Appliances' VTAC innovation. As the only Vertical Terminal Air Conditioner in the industry providing complete installation from the interior, we've taken it to the next level by introducing Inverter Technology. This enables both owners and guests to enjoy the comforts and benefits, by maintaining shorter recovery time and precise temperature control—providing efficient cooling across all climate conditions.

We provide the latest information about Zonline product through training materials and videos. Knowledge through training is key in conveying our message and positioning our product as the Ultimate owner & guest experience.

Sincerely,
Todd Allen

To see all the Zonline Product & Training videos, please visit Zonline.com

INSTALL & MAINTAIN MY ZONELINE

What to Look for
in Heating & Cooling Units

Common Air Conditioner Terminology

Vertical Air Conditioner
Installation Guide

Service & Support

Download Zonline Literature

What BTUH Size Do I Need?

PTAC Installation Guide

Accessories for your
Vertical Air Conditioner

Parts & Accessories

Contact Zonline
Technical Support

Do I Need Heat Pump
or Electric Resistance?

PTAC Installation Guide

Selecting the Right Accessories
for your PTAC

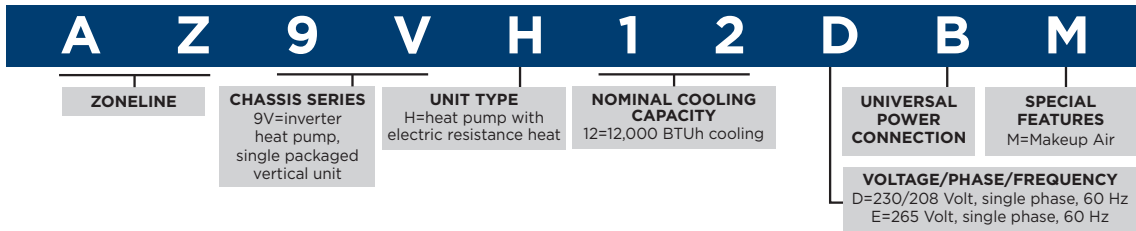
How to Clean and Maintain
your Zonline

Warranty Information

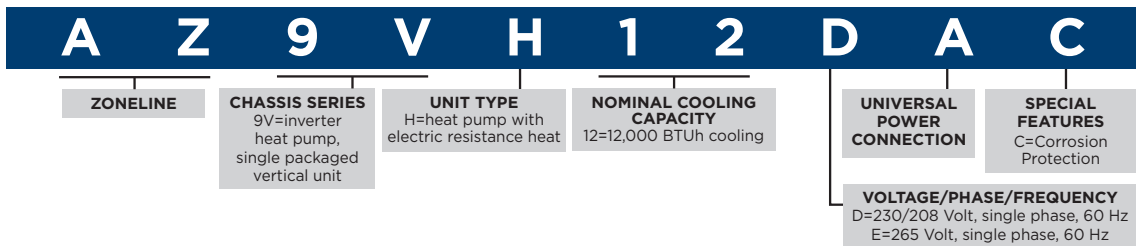
Contact us at: Hospitality.direct@geappliances.com

NOMENCLATURE

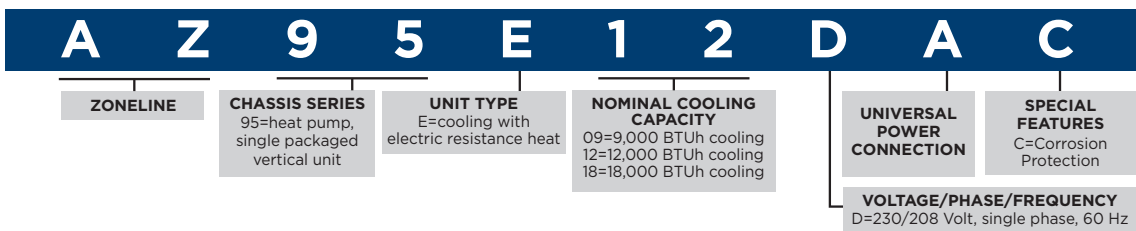
UltimateV12



UltimateV11



UltimateV10



WARRANTY

- 1** **From Date Of Original Purchase** Any part of the air conditioner which fails due to a defect in materials or workmanship. During this **limited one-year warranty**, GE will provide, free of charge, all labor and related service costs to replace the defective part.
- 5** **From Date Of Original Purchase** Sealed Refrigerating System - if any part of the Sealed Refrigerating System (the compressor, condenser, evaporator, and all connecting tubing, including the makeup air system) should fail due to a defect in materials or workmanship. During this **limited five-year warranty**, GE will provide, free of charge, all labor and related service costs to replace the defective part.
- 2-5** **From Date Of Original Purchase** Fan Motors, Switches, Heater, Heater Protectors, Compressor Overload, Solenoids, Circuit Boards, Auxiliary Controls, Thermistors, Freeze Sentinel, Frost Controls, Pump, Capacitors, Varistors and Indoor Blower Bearing, if any of these parts should fail due to a defect in materials or workmanship. During this **additional four-year limited warranty**, GE will provide the replacement part free of charge. The customer will be responsible for any labor and related service costs.



PTAC Direct Sales, Inc.
185 S. Kimball Ave.
Suite 130
Southlake, TX 76092
877.454.7822 (T)

GE is a trademark of the General Electric Company. Manufactured under trademark license.

GE Appliances has a policy of continuous improvement of its products and reserves the right to change materials and specifications without notice.