



BEVERAGE-AIR

Project: _____	AIA#
Item: _____	
Location: _____	SIS#
Approved: _____	

DRAFT BEER EQUIPMENT-DIRECT DRAW DISPENSER

MODEL:
DD94HC-1-B-12T

DD94HC Solid Door Twelve Tap Tower
Hydrocarbon Series



3 Year Parts/Labor Warranty
Additional 4 Year Compressor Warranty

CABINET CONSTRUCTION

- Exterior is wear resistant black vinyl coated steel with galvanized steel back
- Top and drip tray are heavy-duty stainless steel
- Interior is galvanized steel on walls and ceiling, reinforced floor is heavy-duty stainless steel
- Full electronic control
- Twelve tap tower
- 3-in-1 Draft solution uses a single stainless-steel tap to serve different beverages, such as wine, beer, and coffee (or other non-alcoholic beverages) through silver-lined, anti-microbial tubing that is 100% effective against the top 4 beverage spoiling bacteria
- Drain tube located at bottom front of cooler for connection to floor drain
- 4" Insulated dispensing tower
- Door locks
- Self-closing door with 120° stay-open feature
- Magnetic gaskets provide positive door seal
- Field reversible door (hinge kit not included)
- Compressor available on left or right, specify at time of unit order

OPTIONS & ACCESSORIES

- Stainless steel interior
- Stainless steel back
- Shelves
- Shelf clips
- Wine models
- Faucet locks
- Glass rinser
- 3" casters or 6" adjustable with plate
- No draft/hole cover option
- Remote option* (see note on back on page)

REFRIGERATION SYSTEM

- Refrigeration system uses R290 refrigerant to comply with all environmental concerns
- Automatic, non-electric defrost
- Epoxy coated evaporator coil
- Maintains product temperatures between 36°F and 38°F

DD94HC DIRECT DRAW DISPENSER




Please verify qualifying units by visiting:
www.energystar.gov/cfs

3779 Champion Blvd., Winston-Salem, NC 27105
1-888-845-9800 Fax: 1-336-245-6453
Beverage-Air.com Sales@bevair.com

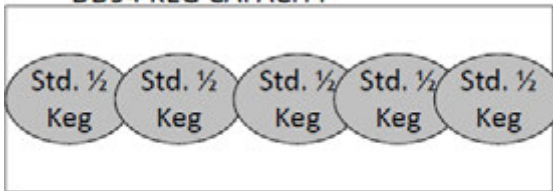


BEVERAGE-AIR

MODEL	DD94HC-1-B-12T
EXTERNAL DIMENSIONAL DATA	
Width Overall	95"
Depth Overall	29"
Height Overall with Tap	53 1/8"
Number of Doors	3
Depth with Door Open 90°	50 1/2"
Door Opening (in)	21" x 30"
INTERNAL DIMENSIONAL DATA	
NET Capacity (cubic ft.)	37.82
Internal Width Overall (in)	82 1/4"
Internal Depth Overall (in)	23 1/8"
Internal Height Overall (in)	27 1/4"
Number of 1/2 Kegs	5
ELECTRICAL DATA	
Full Load Amperes	5.5
REFRIGERATION DATA	
Horsepower*	1/3
Capacity (BTU/Hr)*	2392
SHIPPING DATA	
Gross Weight - Crated	458 lbs
Height - Crated	42"
Width - Crated	98"
Depth - Crated	32"

*NOTE: Remote units are field wired and come with 6" legs.
Refrigerant must be specified at time of order.

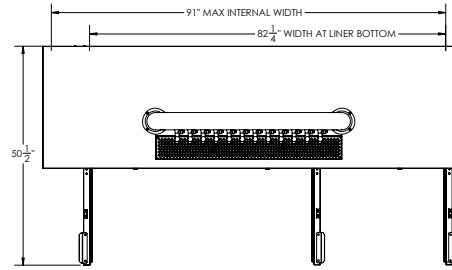
DD94 KEG CAPACITY



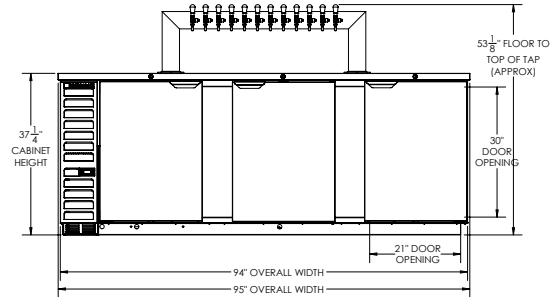
5 Std. 1/2 Keg
(reduced for presentation)

Bar Equipment-Direct Draw Beer Dispenser Model: DD94HC-1-B-12T

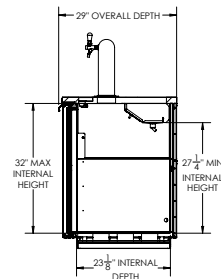
Model Views



PLAN VIEW



ELEVATION VIEW



SIDE VIEW

*ELECTRICAL CONNECTION



115/60/1
NEMA 5-15P

Units pre-wired at factory
and include 8' long cord
and plug set.



3779 Champion Blvd., Winston-Salem, NC 27105 1-888-845-9800 Fax: 1-336-245-6453 Beverage-Air.com Sales@bevair.com

an Ali Group Company



The Spirit of Excellence