

## HEADQUARTER ADDRESSES

### NORTH AMERICA GLOBAL HQ

Bosch Security Systems, Inc.  
Burnsville, MN  
Phone: +1 952 884 4051

### LATIN AMERICA REGIONAL HQ

Robert Bosch Limitada  
Security Systems  
Campinas, SP, Brasil  
Phone: +55 19 2103-4282  
RTS.Intercom.LA@br.bosch.com

### EUROPE REGIONAL HQ

Bosch Sicherheitssysteme GmbH  
(EVI Audio GmbH)  
Straubing, Germany  
Phone: +49 9421 706-0  
info@rtsintercoms.com

### ASIA-PACIFIC REGIONAL HQ

Robert Bosch (SEA) Pte Ltd  
Singapore  
Phone: +65 6571 2808

### CHINA REGIONAL HQ

Bosch (Shanghai)  
Security Systems Ltd.  
IBP, Changning District  
Shanghai, P.R.China  
Phone: +86 400 8310 669  
rts@cn.bosch.com



# RTS INTERCOM SYSTEMS

## PRODUCT CATALOG



For information on any of the products featured in this catalog, you can reach us at [info@rtsintercoms.com](mailto:info@rtsintercoms.com)  
Please visit the RTS website at: [www.rtsintercoms.com](http://www.rtsintercoms.com)



@rtsintercoms



@rtsintercomsystems



@rtsintercoms



@rtsintercoms

# RTS

# RTS

Headsets

Product	Type	Microphone sensitivity (re: 1V/Pa @ 1KHz)	Microphone frequency response	Microphone impedance	Speaker sensitivity	Speaker frequency response	Speaker impedance	Connector Termination	Cord length	Weight (not including cord)
LH-300-DM	Single Side, Dynamic Microphone	-63 dB	200Hz - 6.5KHz	200Ω	99 dB	200 Hz - 10KHz	300Ω	Available in 4 or 5 pin Male XLR, 4 pin Female XLR or stripped wire	6ft (1.8M)	~2.6oz (74g)
LH-300-EM	Single Side, Electret Microphone	-41 dB	200Hz - 10KHz	2.2K	99 dB	200 Hz - 10KHz	300Ω	4 conductor 3.5mm plug	6ft (1.8M)	~2.6oz (74g)
LH-302-DM	Double Side, Dynamic Microphone	-63 dB	200Hz - 6.5KHz	200Ω	99 dB	200 Hz - 10KHz	150Ω (4 pin models), 300Ω (5 pin models)	Available in 4 or 5 pin Male XLR, 4 or 5 Female XLR or stripped wire	6ft (1.8M)	~3.4oz (96g)
LH-302-EM	Double Side, Electret Microphone	-41 dB	200Hz - 10KHz	2.2K	99 dB	200 Hz - 10KHz	300Ω	4 conductor 3.5mm plug	6ft (1.8M)	~3.4oz (96g)
LH-302-L	Double Side, Headphone	N/A	N/A	N/A	99 dB		150Ω	2 conductor 6.3mm plug	6ft (1.8M)	~2.9oz (82g)
PH-88	Single Side, Dynamic Microphone	-65 dB	200Hz - 6.5KHz	200Ω	109 dB	100 Hz - 7KHz	300Ω	Available in 4 or 5 pin Male XLR, 4 pin Female XLR, dual 3.5mm plug	5.5ft (1.7M)	~2.5oz (71g)
PH-88E	Double Side, Dynamic Microphone	-65 dB	200Hz - 6.5KHz	200Ω	109 dB	100 Hz - 7KHz	300Ω	4 pin Female XLR	2ft (.6M), 12ft (3.7M) extended	~2.5oz (71g)
PH-8S	Single Side, Dynamic Microphone	-65 dB	200Hz - 6.5KHz	200Ω	109 dB	100 Hz - 7KHz	300Ω	4 conductor 3.5mm plug	9ft (2.7M)	~2.5oz (71g)
PH-44	Double Side, Dynamic Microphone	-65 dB	200Hz - 6.5KHz	200Ω	109 dB	100 Hz - 7KHz	150Ω (4 pin models), 300Ω (5 pin models)	Available in 4, 5 or 6 pin Male XLR, 4 or 5 Female XLR, dual 3.5mm plug or stripped wire	5.5ft (1.7M)	~3oz (85g)
PH-1	Single Side, Dynamic Microphone	-65 dB	200Hz - 6KHz	200Ω	95 dB	100 Hz - 10KHz	300Ω	Available in 4 or 5 pin Male XLR, 4 pin Female XLR or stripped wire	5.5ft (1.7M)	~11oz (312g)
PH-2	Double Side, Dynamic Microphone	-65 dB	200Hz - 6KHz	200Ω	95 dB	100 Hz - 10KHz	150Ω	Available in 4 pin Male XLR, 4 pin Female XLR or stripped wire	5.5ft (1.7M)	~13oz (366g)
PH-3	Double Side, Stereo, Dynamic Microphone	-65 dB	200Hz - 6KHz	200Ω	95 dB	100 Hz - 10KHz	300Ω per side	Available in 4 or 5 pin Male XLR	5.5ft (1.7M)	~13oz (366g)
HR-1	Single Side, Dynamic Microphone	-65 dB	150Hz - 8KHz	200Ω	95 dB	100Hz - 3KHz	300Ω	Available in 4 or 5 pin Male XLR, 4 pin Female XLR or stripped wire	5ft (1.5M)	~11oz (312g)
HR-1L	Single Side, Headphone	N/A	N/A	N/A	95 dB	100Hz - 3KHz	300Ω	Stripped wire (no connector)	5ft (1.5M)	~11oz (312g)
HR-2	Double Side, Dynamic Microphone	-65 dB	150Hz - 8KHz	200Ω	95 dB	100Hz - 3KHz	150Ω (4 pin models), 300Ω (5 pin models)	Available in 4 or 5 pin Male XLR, 4 or 5 Female XLR or stripped wire	5ft (1.5M)	~15oz (425g)
HR-2L	Double Side, Headphone	N/A	N/A	N/A	95 dB	100Hz - 3KHz	300Ω per side	Stripped wire (no connector)	5ft (1.5M)	~15oz (425g)
PH-16	Double Side, Dynamic Microphone	-65 dB	200Hz - 6KHz	200Ω	93 dB	100Hz - 3KHz	150Ω	Available in 4 pin Male or Female XLR	5.5ft (1.7M)	~15oz (425g)

WIRED PARTYLINE..... 46-54

- Power Supply ..... 46
- Master Station ..... 47
- User Stations ..... 47
- Universal Beltpacks ..... 49
- IFB System Peripherals ..... 51
- Accessories ..... 52
- AudioCom ..... 54

HEADSETS ..... 55-61

- Ultra-lightweight ..... 55
- Lightweight ..... 56
- Medium Weight ..... 57
- Monitor Headphones ..... 59
- Under Helmet ..... 59
- Accessories ..... 60
- Earsets ..... 61

APPLICATIONS ..... 63-65

PRODUCT SPECIFICATIONS..... 66-71

Preface ..... 3

RTS Core Technologies..... 4

DIGITAL MATRIX..... 6-31

- Intercom Matrices ..... 6
- ODIN OMNEO Digital Intercom Matrix ..... 7
- Intercom Matrices at a glance ..... 12
- OMNEO ..... 13
- OEI-2 & ARNI ..... 14
- RVON VoIP Devices & Breakout Panels ..... 15
- Card Comparison ..... 16
- KP-Series lever Keypansels ..... 18
- Kp-Series pushbutton Keypansels ..... 20
- kp-Series single-rack-unit solutions ..... 21
- Feature comparison - KP-series ..... 22
- Software ..... 23
- System peripherals ..... 25
- FMI-4 & FMI-8 Multiplexers ..... 28
- RTS VLink ..... 29
- Trunking ..... 30
- Trunkmaster ..... 31


WIRELESS INTERCOM ..... 32-35

- ROAMEO Cellular DECT-Based
- Wireless Intercom System ..... 32

WIRELESS PARTYLINE ..... 36-46

- BTR-700 ..... 36
- BTR-800 ..... 38
- BTR-80N ..... 40
- UHF Accessorie ..... 42
- UHF Frequency Band Chart ..... 43
- BTR-240 ..... 44
- TT-16 & TR-16 ..... 45





Preface ..... 3  
 RTS Core Technologies ..... 4

**DIGITAL MATRIX** ..... 6-31

- Intercom Matrices ..... 6
- ODIN OMNEO Digital Intercom Matrix ..... 7
- Intercom Matrices at a glance ..... 12
- OMNEO ..... 13
- OEI-2 & ARNI ..... 14
- RVON VoIP Devices & Breakout Panels ..... 15
- Card Comparison ..... 16
- KP-Series lever Keypanels ..... 18
- Kp-Series pushbutton Keypanels ..... 20
- kp-Series single-rack-unit solutions ..... 21
- Feature comparison – KP-series ..... 22
- Software ..... 23
- System peripherals ..... 25
- FMI-4 & FMI-8 Multiplexers ..... 28
- RTS VLink ..... 29
- Trunking ..... 30
- Trunkmaster ..... 31

**WIRELESS INTERCOM** ..... 32-35

- ROAMEO Cellular DECT-Based  
 Wireless Intercom System ..... 32

**WIRELESS PARTYLINE** ..... 36-46

- BTR-700 ..... 36
- BTR-800 ..... 38
- BTR-80N ..... 40
- UHF Accessorie ..... 42
- UHF Frequency Band Chart ..... 43
- BTR-240 ..... 44
- TT-16 & TR-16 ..... 45

**WIRED PARTYLINE** ..... 46-54

- Power Supply ..... 46
- Master Station ..... 47
- User Stations ..... 47
- Universal Beltpacks ..... 49
- IFB System Peripherals ..... 51
- Accessories ..... 52
- AudioCom ..... 54

**HEADSETS** ..... 55-61

- Ultra-lightweight ..... 55
- Lightweight ..... 56
- Medium Weight ..... 57
- Monitor Headphones ..... 59
- Under Helmet ..... 59
- Accessories ..... 60
- Earsets ..... 61

**APPLICATIONS** ..... 63-65

**PRODUCT SPECIFICATIONS** ..... 66-71

RTS is the industry leader in professional intercom systems, providing solutions that combine forward-thinking functionality, real-world reliability and superior sound quality.

At the forefront of broadcast intercom technology for over forty years, we are the brand most-trusted by the biggest names in the business. Our family of digital matrices is the most complete and widely used line of intercoms in the world, proven in the most critical and demanding applications.

Today, our latest generation of advanced digital audio matrix and keypanel products is based upon the uniquely powerful and flexible OMNEO IP technology for media transmission and system control. OMNEO has been quickly adopted as the new performance standard by major network customers across the globe for coordinating broadcasts of the world's largest events via systems of unparalleled size and sophistication.

RTS systems are also scalable for a wide range of applications beyond broadcasting, including in-house production communications for houses of worship and live entertainment, and for failsafe communications in the nuclear power industry.

A top priority for us is the backwards compatibility of our new products, so they can integrate seamlessly with legacy systems to extend the value of the initial investment. RTS offers the widest variety of matrix interfaces in the market: RVON (VoIP), MADI and OMNEO (Dante plus OCA, AES70), connecting via Ethernet CAT-5e/6, fiber and copper analog.

RTS helps professionals communicate clearly with ease and efficiency, so they can focus on content instead of hardware. Whether for applications large or small, we demonstrate our commitment to our users by Innovating the Future of Global Communications.

With its acquisition in 2006, RTS became part of the Business Unit Communications Systems of Bosch Security Systems, a leading global supplier of security, safety and communications products.

Our customer focus and industry expertise is reinforced on a global scale as part of the Bosch Group, which counted 410,000 associates and 440 manufacturing sites in 2018, ensuring continuity, innovation and the highest quality standards.

# RTS CORE TECHNOLOGIES

OMNEO, RVON, TRUNKING, AIO AUDIO, KEYPANEL, WIRELESS INTERCOM



## OMNEO IP technology

OMNEO is an architectural approach to connecting devices that need to exchange information such as audio content or device control. Built upon multiple technologies, including IP and open public standards, OMNEO supports the technologies of today - such as Audinate's Dante - while adopting the standards of tomorrow. OMNEO offers a professional-grade media networking solution that provides interoperability, unique features for easier installation, better performance, and greater scalability than any other IP offering on the market. RTS products that use OMNEO support Dante media networking and the AES67 standard for IP audio transport. Another important standard within OMNEO is AES70, also known as Open Control Architecture (OCA) which is a communications protocol architecture for control, monitoring and connection management for media networks. ADAM Series matrices can be easily retrofitted with the OMNEO Matrix Interface (OMI) card. OMNEO is supported by the ROAMEO wireless matrix system, as well as all KP-Series keypanels, with the exception of the analog KP-3016A keypanel.

## RVON (RTS Voice Over Network)

RVON is a solution for establishing intercom audio over long distance. One of four user-selectable voice encoders - codecs - is used to compress digital audio to a low bitrate suitable for transmission over internet. Bitrates range from 5.3 kbit/s all the way up to 64 kbit/s. The high compression audio codec is intended for long-distance satellite transmissions, whereas the low compression codec is commonly used when high internet bandwidth is given. With RVON, a matrix can communicate with another RVON-enabled matrix or keypanel anywhere in the world. RVON is available for the ADAM Series matrix as well as for Cronus matrices, and compatible with the KP-Series keypanels. The firmware to run RVON on a KP-Series keypanel is available at the RTS website as free download.

## Trunking

Trunking allows networked matrices to be tied together seamlessly. A central node, the Trunkmaster, finds the best possible path for each audio connection, from the originating matrix to its destination, and possibly traversing another matrix on the way. This increases the network availability and allows for more efficient use of transmission resources. The largest trunked network in the world - a major US broadcaster - has been using RTS Trunking for two decades. A trunked network can be expanded virtually without limits: Trunking can grow up to 225,000 ports and is supported by all RTS matrices.

## AIO Audio

An analog Input Output (AIO) card establishes a bidirectional link to send and receive analog audio between matrix and keypanels. Each audio connection uses a twisted pair of wires, and the electrical signal is electronically balanced. This allows analog audio to be sent over long distance without noise or other audio artifacts. AIO is supported by all RTS keypanels, including legacy panels. AIO can use an RJ12 or an RJ45 connector.

## Keypanel Legacy Support

Keypanels often represent a big investment in an intercom system. Our legacy keypanels work on our new matrix products, this remains the guiding principle for our product development. AIO is the enabling audio and control signal format.

## Keypanels Ergonomics and Features

A wired intercom system allows communication by using keypanels. Keypanels comprise a front microphone, a loudspeaker, and either lever keys or buttons for talk/listen control. RTS has developed and sold keypanels since more than 40 years - and we learned what ergonomics mean for professional intercom users. The latest generation of keypanels, the KP-Series, has set a new industry standard for design and usability. KP-Series comes with more features and selectable options than any other keypanel on the market. There is also optional software available for users in need of enhanced functions. An audio software package provides five advanced functions for users who wish to customize their audio. A control software package includes five additional features for enhanced control, including the Supervisor Mode (also known as Keypanel Mirroring).

## Wireless Intercom

The VHF and UHF frequencies are used for full duplex wireless partyline communications. Two digital standards, WiFi and DECT, are also available. The DECT-based system ROAMEO connects to the matrix using the OMNEO Matrix Interface, OMI, which is the same card used for all other OMNEO and third-party Dante-compatible devices. RTS also has a long tradition of industry-standard solutions for high-quality audio using analog technology. Each system has two channels. The base station has two AIO connectors which are used to communicate to the matrix. Current products include the BTR-800, BTR-80N, and BTR-700. RTS closely monitors FCC frequency changes to make sure our BTR products can be used in the future. For older products, a rebanding program is available to give customers peace of mind.



# DIGITAL MATRIX

INTERCOM MATRICES, INTERFACE CARDS, KEYPANELS, SOFTWARE & PERIPHERALS




## INTERCOM MATRICES

The RTS family of digital intercom matrices is the most extensive, widely used line of intercoms in the world. From the top-of-the-line ADAM matrix, available in sizes from 16 to 880 users. RTS matrices are the standard for reliable, mission-critical communications in broadcast, military, industrial and entertainment applications.

### ADAM

7RU Advanced Digital Audio Matrix



Using a Time Division Multiplex (TDM) technique, ADAM grows linearly as users are added; the system comes standard with newly redesigned, redundant high-current power supplies. The Ethernet master controller, MCII-E, allows for automatic changeover in the event of failure. With the added convenience of Ethernet connectivity between the ADAM intercom and a PC running AZedit matrix control software, it can support 32 simultaneous AZedit sessions via Ethernet and three sessions via serial.

### ADAM-M

3RU Advanced Digital Audio Matrix



The 3RU matrix frame supports eight interface cards, in addition to redundant master controller cards. In keeping with the RTS principle of backward compatibility, forward thinking, the ADAM-M is fully compatible with all current ADAM cards, including the MADI-2 and OMNEO 16-64 interface. Users now have the option of configuring a very compact frame with RVON, MADI, OMNEO and analog with full redundancy.

# ODIN



## ODIN – OMNEO DIGITAL INTERCOM MATRIX REVOLUTIONIZE YOUR INTERCOM ... IN 1RU

ODIN is the new family member from RTS, featuring the newest technology in the portfolio. Condensing decades of experience and our latest IP-based innovations into a compact single rack unit package, ODIN is designed to truly revolutionize intercom connectivity, scalability and performance – making a professional matrix solution more accessible and easier to use than ever before, for a wide range of applications and users of all levels.



**Scalable** – Easily expand system as needed by adding licenses or more ODIN units: start with 16 ports, extend up to 128 ports, or connect eight units seamlessly for a 1024-port matrix. No competing product has this level of scalability.



**Versatile** – Supports Dante-compatible OMNEO IP technology\*, four-wire and two-wire for the broadest connectivity to other components, all with the highest-quality audio.



**User-friendly** – High-resolution icon-based front-panel color user interface for intuitive operation and immediate configuration directly from the unit.

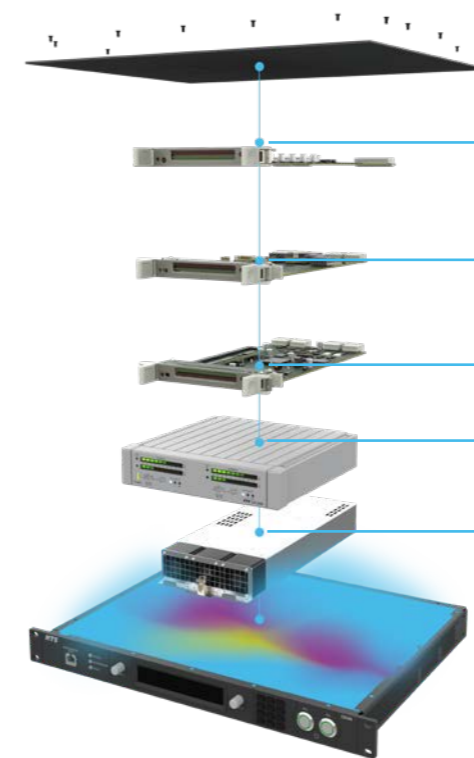


**Efficient** – Requires less power, less space and less cooling for lower environmental impact and lower total cost of ownership.



**Flexible** – Reallocate ports to any hardware type with no adapters or special boards required – future proof for evolving systems with audio over IP technology and backward compatibility with legacy products.

## ODIN combines the functionality of multiple existing RTS technologies into a new, future-proof package:



### OMI-64

The capacity of two 64-port OMI-cards. Up to 128 channels of digital audio over IP in OMNEO\* format – fully compatible with Dante and AES67.

### AIO-16A

Connections for up to 16 keypanels or analog four-wire connection

### MCIIe

A powerful master controller.

### DSI-2008

Built-in connectors for analog two-wire partyline.

### Power supplies

Redundant power supplies as standard.

In keeping with the RTS principles of backwards compatibility and forward thinking, ODIN offers state-of-the-art features to seamlessly integrate into the most sophisticated intercom operations, extending the value of the initial investment while providing a path for system expansion for users who need to upgrade existing RTS systems to the latest technologies.

Whether the user wants to expand intercom functionality with an IP-based system at a regional theater or large house of worship, or whether the goal is to start streamlining a larger system's footprint and cost of operation in an OB van or broadcast control room – all while increasing user-friendliness and functionality –

ODIN stands apart as the most comprehensive intercom solution RTS has ever made ... all in 1RU.

- **Compact 1RU form factor makes ODIN perfect for OB vans and other applications where space is at a premium**
- **Built-in Dante-enabled, AES67 / AES70-compatible OMNEO\* technology makes the transition to IP easy**
- **16 analog keypanel connectors**
- **Single unit scalable from 16 to 128 ports**
- **Port expansion via software upgrade – no additional hardware required**
- **Up to eight units can be optically interconnected for a total of 1024 ports**
- **Color display with intuitive graphical user interface based on icons**
- **Redundant power supplies**
- **Two XLR-connectors for wired partyline in one of three user-selectable formats**
- **less than 50 Watts of power, reducing the need for cooling**
- **16 RVON channels per unit**

\*The latest generation of RTS advanced digital audio matrix and keypanel products is based upon the uniquely powerful and flexible OMNEO IP technology for media transmission and system control. OMNEO is an architectural approach to connecting devices that need to exchange information such as audio content or device control. Built upon multiple technologies, including IP and open public standards, OMNEO supports the technologies of today—such as Audinate's Dante—while adopting the standards of tomorrow. RTS uses OMNEO as our platform to embrace and employ open standards. OMNEO offers a professional-grade media networking solution that provides interoperability, unique features for easier installation, better performance, and greater scalability than any other IP offering on the market.

ODIN sets a new benchmark for user interaction. All setup and configuration can be done externally by connecting a laptop; the most common operations can be handled directly on the front panel via the icon-driven advanced graphical user interface.

This intuitive GUI makes it easy to get an overview of channel status, or use the menus to quickly find the

matrix setting you need to modify. Icons support the most common setup and configuration tasks and are displayed in vivid colors on a high-resolution TFT screen.

The AZedit and IPedit software applications have been updated to support ODIN for more complex configuration tasks.



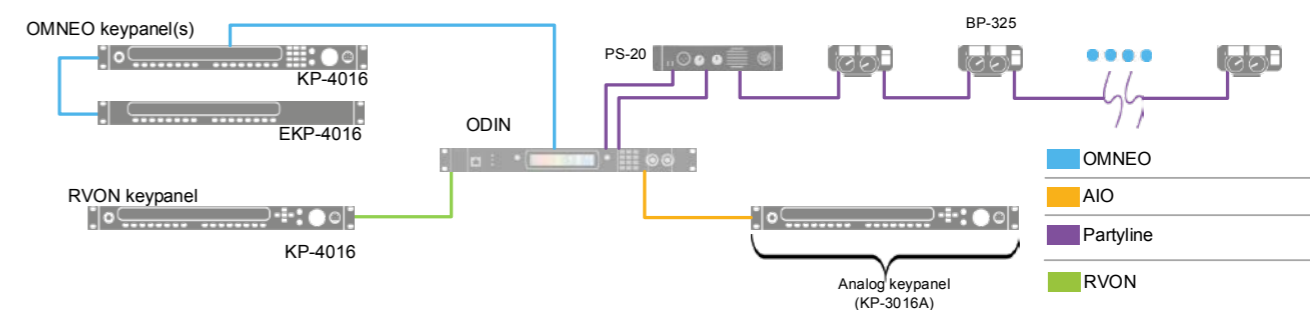
- |   |   |
|---|---|
| <p><b>1</b> Front and rear management ports for RVON and connecting a laptop</p> <p><b>2</b> Two IEC power connectors for connection to redundant power supply</p> <p><b>3</b> 16 connectors for analog keypanels or bidirectional audio</p> <p><b>4</b> Built-in connectors for analog party-line</p> <p><b>5</b> General-purpose Input/output terminal block for four relay outputs and four optocoupled inputs</p> | <p><b>6</b> Connector for PAP/LCP/GPIO</p> <p><b>7</b> Inter-Frame Link (IFL) connectivity</p> <p><b>8</b> External word clock input</p> <p><b>9</b> Dual RJ-45 digital audio connectors</p> <p><b>10</b> Connectors for SFPs – hook up digital audio via optical fiber</p> |
|---|---|

With connectors for OMNEO, four-wire and two-wire, ODIN supports ROAMEO IP-based wireless technology, KP-Series keypanels and, as always, RTS legacy keypanels. Dante-enabled OMNEO IP technology is standard on RJ-45 connectors or is available using optional optical fiber SFP connectors. Users can flexibly define ports to use any of the available connector types. As a user's capacity needs evolve, a single ODIN

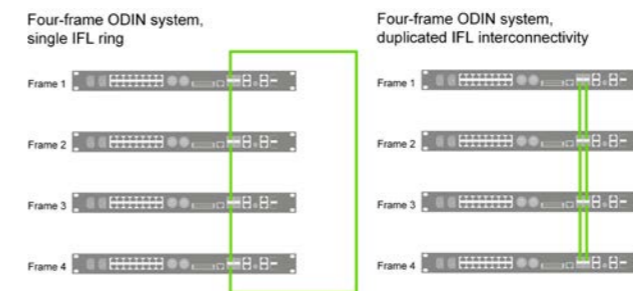
can grow from the basic 16 ports to a maximum of 128 ports; up to eight ODIN units can be connected via an optical Inter-Frame Link to create a single matrix with up to 1024 ports. Additional features include redundant power supplies and five cooling fans (two of which are redundant). The unit's energy-efficient design uses less than 50 watts of power, minimizing operating costs.



## System setup examples



ODIN has connectors for OMNEO, AIO and two-wire. In this example of an expanded ODIN system, a KP-4016 keypanel is connected directly to the OMNEO port. An expansion panel, EKP-4016, is connected to the keypanel. Up to 16 analog keypanels may be connected directly to ODIN. All RTS keypanels support this format, including older keypanels. Finally, there are two rear connectors for two-wire. The PS-20 is the power supply. Additional examples are shown in our Application Note "Adding connections to ODIN."



The Inter-Frame Link, or IFL for short, allows up to eight ODIN units to interconnect and form a single matrix. The IFL uses optical fiber. The connectors allow for redundant connections between the matrices. This graphic shows two different ways in which ODIN units can be interconnected: in a loop (left) or as a linear stack (right) but with redundancy. Read more about the IFL in our Application Note "Interconnecting ODIN frames".

## ODIN Technical Specs.

Power Supply		Optical ports	
Type	Two internal fully redundant load-sharing power supplies	Type	Small Form Factor Pluggable (SFP)
Connector	Two locking IEC320 C14 connector	Multimode	500 m / 2 Gbps
AC Input	100 – 240 VAC, 60/50 Hz, 0.5 / 0.35 A	Single mode	15 km / 2 Gbps
AIO four-wire analog / keypanel data		Inter-Frame Link port	
Connectors	16 RJ-45 connectors	Configuration	Two uplink, two downlink
Analog / Digital resolution	24 bits	Type	Optical, see above
General Purpose Input/Output		OMNEO ports	
Input	Four relays	Capacity	128 full-duplex ports
Output	Four opto-coupled inputs	Copper	2x RJ-45
		Fiber	2x Optical, see above

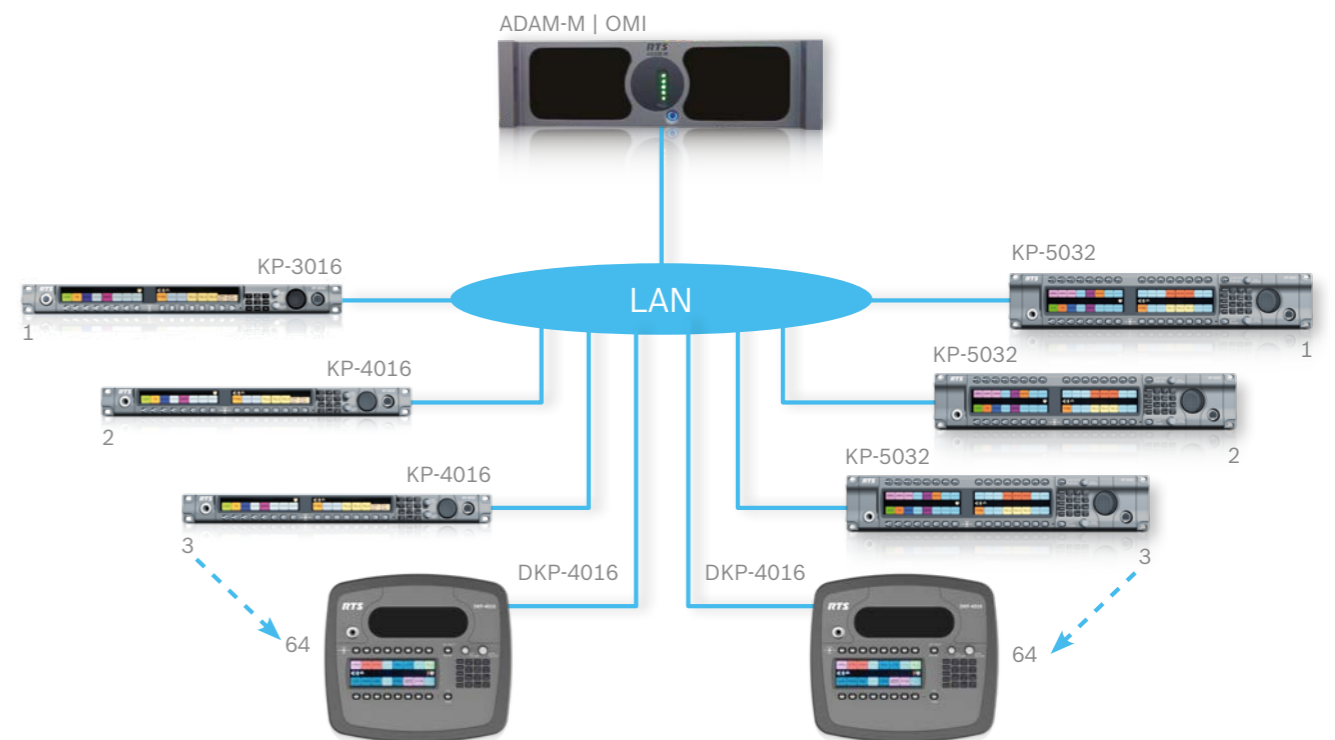
## INTERCOM MATRICES AT A GLANCE

Attribute	ADAM	ADAM-M	ODIN
Port Capacity Single Frame	272	128	128
Takes expansion cards	Yes	Yes	No
Max ports, expanded system	784 (Full OMNEO <sup>1</sup> )	512 (Full OMNEO <sup>1</sup> )	1024 <sup>2</sup>
Rack Units Single Frame	7	3	1
Redundant Power Supplies	Yes	Yes	Yes
Redundant Controllers	Yes	Yes	No
Bus Expansion	Yes (TBX)	Yes (TBX)	Yes (IFL <sup>3</sup> )
Link Method	Single or Multi Mode Fiber	Single or Multi Mode Fiber	Single or Multi Mode Fiber
Cable Length, Single Mode	40 km (TBX)	40 km (TBX)	15 km <sup>4</sup> (IFL)
Cable Length, Multi Mode	550 m (TBX)	550 m (TBX)	500 m (IFL)
Front-panel display	No	No	Yes
Display type	NA	NA	TFT, color, icon-based
Audio Bits	24	24	24
OMNEO Audio	Yes	Yes	Yes
Trunking Support	Yes	Yes	Yes
Matrix PC Connection	Ethernet, Serial	Ethernet, Serial	Ethernet6
Field-upgradeable firmware	Yes	Yes	Yes
Integrated Partyline Interface	No	No	Yes (2)
General Purpose Outputs	External GPIO-16	External GPIO-16	4
General Purpose Inputs	External GPIO-16	External GPIO-16	4

1. Uses OMI-64 cards  
2. Eight units, interconnected with optical fiber

3. IFL is Inter-Frame Link  
4. Up to 40 km available, depending on SFP

## OMNEO



## ...WITH PURE IP CONNECTIVITY, ULTRA-LOW LATENCY AND FULL HD AUDIO

The OMNEO media networking architecture allows the transport and easy control of media, control, and other data over IP networks. OMNEO provides the highest levels of audio quality as well as synchronization whilst ensuring lowest levels of latency in a highly reliable and secure set up at competitively low system cost due to the use of standard IT components and lower installation as well as maintenance cost.

OMNEO is based on two key components – media transport and control data. Technologies such as Dante from Audinate Pty for transport and AES70, also known as OCA (Open Control Architecture), for control are fully supported within OMNEO.

Products with OMNEO onboard are enhanced by Bosch specific features. OMNEO provides extensive interoperability, flexibility, reliability and future-proof technology by utilizing an open public standards. These technologies provide a number of options for the interconnection of equipment from different manufacturers to exchange control and media content. Additionally, OMNEO provides numerous advanced features and tools to support mission-critical system applications. Systems using the OMNEO media networking architecture can be scaled to include up to 10,000 nodes and can interoperate across multiple IP subnets and long dis-

tance for complex network designs and applications.

For those asking if RTS supports TCP/IP, the quick answer is yes. We began our TCP/IP support with our RVON (RTS Voice Over Network) product starting in 2002. With our introduction of OMNEO we have added to our portfolio of IP products and embracing additional industry standard IP based products. RTS Intercoms uses Audinate's DANTE IP based product as the basis for OMNEO.

### OMNEO

- Special control for BOSCH products
- OMNEO supports DANTE using industry standard routers and switches

### Audinate's DANTE

- Runs on top of TCP/IP using industry standard routers and switches

### TCP/IP

- Uses industry standard routers and switches



## OEI-2 & ARNI



### OEI-2

OMNEO External Interface – 2

The OEI-2 enables connectivity between analog audio sources or legacy RTS keypanels and an OMNEO network. OMNEO sets the standard for the future of audio communications by offering high quality IP compatible audio, ultra low latency, and supports DHCP and Bonjour protocols. OEI-2 supports all RTS analog keypanels.

- Provides an interface between legacy RTS keypanels and the OMI OMNEO interface cards for ADAM and ADAM-M units.
- Provides less than 2 ms of audio latency in typical network installations.
- Provides a frequency response of 20Hz to 20KHz to the keypanel
- Supports DHCP and device discovery for easy set up and network management.
- Supports a fiber connection to the keypanel (multi-mode or single-mode optional).
- Supports CAT-5/5e and CAT-6 with dual Ethernet connectors for device looping.
- Supports compatibility with third-party Dante products.



### ARNI G2

Audio Routed Network Interface

ARNI significantly extends the reach of an OMNEO-based RTS intercom network to function seamlessly across subnets. ARNI enhances the flexibility of system deployments by providing network services and network-wide synchronization for OMNEO traffic. ARNI may also be configured for fully redundant operation to ensure network reliability and stability. ARNI allows the creation of media networks that are able to support up to 10,000 devices across 40 subnets.

Two models are available: the ARNI-S and the ARNI-E. Depending on the size and configuration of the network, multiple ARNI devices can be deployed to achieve the desired network layout and functionality.

- ARNI S is used when more than 128 OMNEO/DANTE devices are being used in a single subnet. It increases this subnet to up to 450 devices.
- If multiple (up to 40) subnets are used across a large campus or different location, ARNI E will support OMNEO over multiple subnets. It allows synchronization across these subnets.
- ARNI E and ARNI S are required when multiple subnets will support more than 450 and up to 10,000 OMNEO/DANTE devices.

## RVON VOIP DEVICES & BREAKOUT PANELS

### RVON VoIP Devices

The RTS Voice Over Network (RVON) series allows the full integration of our intercom system into your existing data network. It also allows you to create an independent network for your RVON equipment. Our devices are fully IP-compliant with current VoIP standards. All RVON series devices can be monitored via SNMP. The RVON product family supports ancillary data control for use with RTS intelligent trunking. These products enable trunking over IP for local to worldwide connectivity. The RVON codec is available as a free firmware update for the KP-Series keypanels, excluding the KP-3016A.

VoIP Interface	Device	Functionality
RVON-1	KP-32	Single Channel VoIP Interface
RVON-2	RP-1000 KP 12 CLD DKP 16 CLD	2-Channel VoIP Interface for CLD Keypanel Series
RVON+*	ADAM Series	RVON+ VoIP Card Kit
RVON-C	Cronus	8-Port VoIP Card Kit
RVON-I/O	Analog Devices	2-channel VOIP Software interface
RVON Codec	Odin*, KP Series Keypanels not available on KP 3016A	16 assignable channels for ODIN 2-Channel VoIP Interface for KP-Series

### Breakout Panels











Breakout panels provide a convenient way of expanding the port capacity of ADAM intercom systems. There are eight breakout panels for use with the AIO cards: XCP-32-DB9, XCP-16-DB9-T, XCP-48-RJ45, XCP-48-TELCO, XCP-40-DB9, XCP-40-RJ11, XCP-955, XCP-954-48 and XCP-24-USOC.

### Breakout Panel Comparison

Panel	Frame	Back Card	Connectors
XCP-955	ADAM/ADAM-M	Telco	(25x) RJ-12
XCP-954-48	ADAM/ADAM-M	Telco	(48x) DB-9
XCP-32-DB9	ADAM/ADAM-M & Cronus	MDR	(32x) DB-9
XCP-16-DB9-T	ADAM/ADAM-M & Cronus	MDR	(16x) DB-9
XCP-48-RJ45	ADAM/ADAM-M & Cronus	MDR	(48x) RJ-45
XCP-48-Telco	ADAM/ADAM-M & Cronus	MDR/Telco	(6x) Telco
XCP-40-DB9	ADAM/ADAM-M	SCSI	(40x) DB-9
XCP-40-RJ11	ADAM/ADAM-M	SCSI	(40x) RJ-12
XCP-24-USOC	ADAM/ADAM-M	SCSI	(3x) Telco
XCP-ADAM-MC	ADAM/ADAM-M	SCSI	(10x) DB-9, (1x) DB25

\* With G.722.

## Card Comparison

	MCII-E	TBX-2	OMI	RVON+	AIO-16A	MADI-2	CRONUS-AIO	RVON-C
								
Supporting Products	ADAM, ADAM-M						Cronus	
Function of card	Master Controller	Triple bus matrix expander	OMNEO Matrix Interface	VoIP interface	Analog Input/Output	MADI Input/Output	Analog Input/Output	VoIP interface
Features	Connects to AZedit matrix control software via Ethernet; Controls matrix	One card links up to four ADAM or ADAM-M frames together	Provides high-quality audio over IP	Connects matrix to panels and/or audio tielines over standard IP networks	Provides ports for audio in and out via MDR or SCSI, plus individual data drivers	Connects any AES-10 compliant devices over coaxial or fiber	Provides audio in and out via RJ12 or MDR	Connects matrix to panels and/or audio tielines over standard IP networks
Connections	(1) RJ45 Ethernet Connections (1) SCSI	(3) LC Type SFP Fiber Connectors	(2) RJ45 Ethernet Connections (1) LC Type SFP Fiber Connector (1) DB-9 Serial data port	(1) RJ45 Ethernet Connector (2) DB-9 RS232/485 Serial data	Choice of SCSI or MDR back cards (BC) BCs connect to break-out panels for (32) DB-9, (48) RJ-45 (ADAM, 6 x 16 for ADAM-M), or (6) 48-pin Telco connectors	(1) RJ45 Serial data for RS232/485 (2) LC Type SFP Fiber Connectors (SM) (4) BNC connectors for MADI In/Out, Word Clock, and TV Sync	Choice of RJ12 or MDR back cards	(1) RJ45 (1) DB-9 RS232/485 Serial data
Ports per card	N/A	N/A	16-64, software license scalable	16	16	16-64, software license scalable	8	8
Frequency Response (Input)	N/A	N/A	± 1 dB from 20 Hz to 20 kHz	Typ. 300 Hz to 3100 Hz (G.711 codec)	± 1 dB from 20 Hz to 20 kHz	± 1 dB from 20 Hz to 20 kHz	± 1 dB from 50 Hz to 20 kHz	Typ. 300 Hz to 3100 Hz (G.711 codec)
THD+N at 1 kHz	N/A	N/A	< 0.01% @ 8 dBu	Codecs G.711, G.722, G.729 A/B	< 0.007% @ 21 dBu, 1 kHz, unweighted	< 0.4% @ 1 kHz	< 0.007% @ 1 kHz	Codecs G.711, G.723, G.729 A/B
Network Requirements	10 - 100 Mbit/s	N/A	≥ 100 Mbit/s	≥ 10 Mbit/s	N/A	N/A	N/A	≥ 10 Mbit/s
Storage Temperature	-40°C to 70°C (-40°F to 158°F)						-20°C to 75°C (-4°F to 167°F)	-40°C to 70°C (-40°F to 158°F)
Operating Temperature	0°C to 50°C (32°F to 122°F)							
Power Consumption	7.5 W / 1.5 A @ 5 V FC and BC combined	13 W FC and BC combined	14.9 W @ 5 V FC and BC combined	10.2 W FC and BC combined	18.2 W FC only	18.7 W / 3.7 A @ 5V FC and BC combined	9 W approx.	5 W typical
Weight	FC: 0.33 kg (0.73 lb) BC: 0.12 kg (0.26 lb)	FC: 0.34 kg (0.75 lb) BC: 0.17 kg (0.37 lb)	FC: 0.29 kg (0.64 lb) BC: 0.14 kg (0.31 lb)	FC: 0.30 kg (0.66 lb) BC: 0.12 kg (0.26 lb)	FC: 0.33 kg (0.73 lb)	FC: 0.33 kg (0.73 lb) BC: 0.19 kg (0.42 lb)	FC: 0.16 kg (0.35 lb)	FC: 0.18 kg (0.40 lb) BC: 0.14 kg (0.31 lb)
Card Dimensions (W x D x H)	Front Card: 2.1 cm x 32.2 cm x 17.3 cm (0.8" x 12.7" x 6.8") Back Card: 2.0 cm x 17.3 cm x 17.3 cm (0.8" x 6.8" x 6.8")						Front Card: 21.0 cm x 16.5 cm x 1.0 cm (8.3" x 6.5" x 0.4") Back Card: 21.0 cm x 13.7 cm x 2.0 cm (8.3" x 5.4" x 0.8")	

# KP-SERIES LEVER KEY KEYPANELS



KP-Series keypanels deliver superior digital audio using the Bosch-developed OMNEO which includes Audinate's Dante audio over IP technology, via either copper or fiber. The KP-Series provides high-quality audio, free of noise, delay and other artifacts present in older technologies. The family includes a rich set of connectors as standard, including GPIO and RC. As with other RTS products, emphasis has been placed on backward compatibility with previous generations of matrices including analog technology.

KP-Series keypanels utilize the latest generation of wide angle TFT displays, providing superior clarity, resolution and longer display life, along with high-quality readability under a variety of lighting conditions. The RTS OMNEO suite now fully supports Open Control Architecture (OCA) also known as AES70.

## KP-SERIES FEATURES

- OMNEO Open Media Networking Standard – The new KP-Series is future-proof and so is your communication. The unparalleled flexibility features automatic hardware recognition plus the technology of OMNEO, so you get full backward compatibility and easy scalability.
- Full IP Connectivity and TCP-IP Layer 2 & 3 Compatibility.
- Out with the old and in with the more intuitive. The new design and an enhanced user interface enable easier understanding and improved operation. The software provides simple and intuitive navigation of menus, with the most commonly used features easily accessible.
- Advanced Signal Processing and AD/DA – Get high-quality audio transmission every time. The new keypanel family features two echo cancellation modes, plus quick AD/ DA conversion – ensuring ultra-low latency and reducing noise, echo, delay and other artifacts present found in older technologies.
- User-Friendly, High-Res Color Display – Get high quality, inside and out. The new KP-Series keypanels feature a unified design, with better color, contrast, resolution and viewing angle for an improved visual experience. Plus, multiple controls through ergonomically-designed levers. Pushbutton versions are also available.
- Backward compatibility – All KP-Series keypanels are compatible with older technologies such as analog audio in USOC and 568-B connector formats.
- Standardized connectors – All previous hardware connector options (RC, GPIO, and ancillary items) are now standard on the 4000 and 5000 series of KP-Series products.
- Enhanced navigation menus – Optimized for ease of use.
- High-performance Audio and Control Software Packages for KP-5032 and KP-4016 keypanel models including the DKP-4016 desktop keypanel. The software packages new features like keypanel mirroring, voicemail, customization, and more.
- RTS offers two firmware updates that allow your keypanels to speak either OMNEO or RVON, the tried-and-tested RTS Voice over Network codec for VoIP (Voice over IP).
- Reduced power consumption: The power utilization of the KP-Series keypanels is reduced to almost fifty percent compared to older keypanels and are the most environmentally friendly keypanels RTS has to offer.

## KP-5032



32-Position HD Color Display Keypanel

Control Software Package\*



Audio Software Package\*



RVON



## KP-4016



16-Position HD Color Display Keypanel

Control Software Package\*



Audio Software Package\*



RVON



## EKP-4016



16-Position HD Color Display Expansion Panel

Connect up to 6 (KP-5032) or up to 7 (KP-4016) expansion panels for a maximum of 128 talk and 128 listen keys.

## DKP-4016



16-Position HD Color Display Desktop/Wall-Mount Keypanel

Control Software Package\*



Audio Software Package\*



RVON



## KP-SERIES PUSHBUTTON KEYPANELS

### KP-5032PB

32-Position HD Color Display  
Keypanel with pushbutton

Control Software Package\*



Audio Software Package\*



RVON



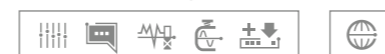
### KP-4016PB

16-Position HD Color Display  
Keypanel with pushbutton

Control Software Package\*



Audio Software Package\*



RVON



### EKP-4016PB

16-Position HD Color Display  
Expansion Panel with pushbutton

Connect up to 6 (KP-5032 & KP-5032PB) or up to 7 (KP-4016 & KP-4016 PB) expansion panels for a maximum of 128 talk and 128 listen keys. Pushbutton expansion panels can be connected to lever-key panels, and vice versa.

## KP-SERIES SINGLE-RACK-UNIT SOLUTIONS

Four new KP-Series keypanel models complement the KP-Series keypanels family in the entry level segment. Depending on the intercom environment, these products can be connected to both digital (KP-3016 and DKP-3016 only) and analog RTS matrices and utilized as entry-level keypanels while still offering the same intuitive, easy handling features. They can also be quickly installed in applications with predefined requirements where the comprehensive connectivity options of the existing KP-series models are not needed, but with the same consistent industrial design, hardware and software platform and high-quality audio performance.

### KP-3016

one rack unit keypanel, 16 operation keys with analog and IP (OMNEO/ DANTE or RVON) matrix interface

RVON OMNEO



### KP-3016A

one rack unit keypanel, 16 operation keys with analog matrix interface only. Does not support RVON or OMNEO.

### EKP-3016

one rack unit expansion keypanel, 16 operation keys for KP-3016 and KP-3016A

### DKP-3016

Also available as a wall mount version, the DKP-3016W.

16-Position HD Color Display  
Desktop/Wall-Mount Keypanel

RVON OMNEO



### KEY FEATURES

- Each keypanel features full-color HD displays offering well-balanced color, contrast and resolution. The keypanels are capable of displaying English, Kanji, Cyrillic, and simplified Chinese characters.
- Intuitive, easy to learn operation with ergonomically designed listen/talk levers.

All RTS keypanels have a consistent user interface and operation, which is intuitive and easy to learn.

- Superior sound quality with design assistance provided by the EV speaker engineering R&D group.

- Backward compatible with existing RTS analog matrices and forward compatible with future-proof OMNEO IP architecture.
- OMNEO technology onboard. The KP-3016 and DKP-3016 incorporate OMNEO media networking without the need for additional cards or add-ons.

## FEATURE COMPARISON – KP-SERIES

All keypanels have a large high-resolution TFT<sup>1</sup> wide view angle display with 65536 colors and approximately 80° view angle; AEC<sup>2</sup>, full backward compatibility, self-sensing headset input, and roughly half the power consumption of older panels.

Family	KP-3016A	KP-3016	DKP-3016	DKP-4016	KP-4016	KP-5032	KP-4016 PB	KP-5032 PB
Form factor	1RU		DKP/WM <sup>3</sup>		1RU	2RU	1RU	2RU
Input device	Lever key (LVR)						Push button (PB)	
Talk	LVR ▼	LVR ▼	LVR ▼	LVR ▼	LVR ▼	LVR ▼	Push PB	
Listen	LVR ▲	LVR ▲	LVR ▲	LVR ▲	LVR ▲	LVR ▲	LSTN + PB	
Keys (KP / DP)	14		16		14	32	14	32
Keys (Exp)	16		Not applicable		16			
Cross Point Vol.	Knob			LVR ◆	LVR ◆	LVR ◆	PB + Aux knob	
Anti-glare lens	No		Yes		Yes			
Dialing pad	No				Yes			
TCP/IP Layer 3	No <sup>4</sup>		Yes, OMNEO					
Dante compatible	No		Yes, RSTP <sup>5</sup>					
Redundant IP conn.	No		Yes, RSTP <sup>5</sup>					
Front self-sensing hdst inp.	Yes							
Power (W), nominal <sup>6</sup>	8	11	25		12	13	12	13
Aux inputs <sup>7</sup>	No		1		2			
Ext mic input <sup>7</sup>	No				Yes			
Hdst connector	1		2 <sup>8</sup>		2 <sup>9</sup>			
Line out / mic out <sup>10</sup>	No		Yes					
GPIO-connector <sup>11</sup>	No		Yes					
Power supply	External <sup>12</sup>		Internal <sup>13</sup>		External <sup>12</sup>			
Output for ext. speaker	No				Yes			
OMNEO (RJ-45)	No		1		2			
OMNEO (for SFP)	No				1			
Backward compatible	Yes							
Firmware can be upgraded	Yes							
Accepts RVON codec firmware	No		Yes					
Enhanced feature licensing	No		Yes <sup>14</sup>					

<sup>1</sup> TFT = Thin Film Transistor

<sup>2</sup> AEC = Acoustic Echo Cancellation

<sup>3</sup> DKP = Desktop; WM = Wall-mount

<sup>4</sup> Analog only

<sup>5</sup> RSTP = Rapid Spanning Tree Protocol

<sup>6</sup> Measured from mains outlet

<sup>7</sup> XLR-3F

<sup>8</sup> One XLR-4F and one XLR-5F, both located on the side of the unit

<sup>9</sup> Rear XLR-5F, front XLR-4F or -5F

<sup>10</sup> XLR-3M, located on the rear of the unit

<sup>11</sup> Two relays and two opto-inputs

<sup>12</sup> On units with external power supply, the same type is used

<sup>13</sup> Uses locking AC-connector

<sup>14</sup> KP-Series software packages, Audio and Control

### KP-Series Accessories

Accessory	Panel	Functionality	Features
PSU MK	KP-5032 OEI-2/KP-4016	Mounting bracket	Mounting bracket for secure mounting of the external OEI-2/KP-4016, KP-5032 power supply.
PSU KP	KP-5032 KP-4016 EKP-4016 KP-3016 EKP-3016	Power supply	spare power supply for KP-5032, KP-4016 and EKP-4016
Hdst Conn 4F	KP-5032 KP-4016	Headset connector	XLR A4F headset connector inlay for KP-5032 and KP-4016 keypanel.
Hdst Conn 5F	KP-5032 KP-4016	Headset connector	XLR A5F headset connector inlay for KP-5032 and KP-4016 keypanel.
Hdst Conn 4M	KP-5032 KP-4016	Headset connector	XLR A4M headset connector inlay for KP-5032 and KP-4016 keypanel.
Hdst Conn 5M	KP-5032 KP-4016	Headset connector	XLR A5M headset connector inlay for KP-5032 and KP-4016 keypanel.
MCP-90-x	All RTS keypanels	Electret Gooseneck Microphone	Available in various length from 0" till 18". All versions use a electret microphone element.

## KP-SERIES SOFTWARE PACKAGES

RTS offers two software packages for its KP-Series keypanels, designed for high-tech users including large broadcasters and organizations with more demanding requirements for audio-visual performance and remote control. The audio and control software packages represent a completely new way to enhance the functionality and investment value of existing RTS hardware. Each software package can be installed on the KP-5032 and KP-4016 keypanel models, including the DKP-4016 desktop keypanel. A one-time-only fee means there are no recurring payments. Once installed, the two packages create customized audio/control functionality that meets the most challenging requirements.

### HIGHLIGHTS

- The KP-Series Control package includes two supervisor features to make it easy to change the settings on any keypanel, either from a central location using AZ-Edit, or from any panel with Keypanel Mirroring installed.
- The KP-Series Audio package offers the best audio performance of any keypanel on the market. Users can fine-tune the audio to their personal preferences. Multiple audio parameters are available to users.
- The Audio package also has voice mail, to make sure your message reaches its intended recipient. The voice message system will alert users to the presence of messages, as soon as they return to their keypanel.

### Control Software Package\*



Configuration upload/download: remotely configure any keypanel and edit/save keypanel configurations in AZ-Edit software



Supervisor mode (keypanel mirroring): remotely configure any keypanel, adjust volumes and other parameters in real-time on target panel from a supervisor panel



Real-time volume control via AZ-Edit software: ensures that users can always hear verbal instructions, even if their volume is turned to zero



Downloadable screensaver: download a screen saver that is specific to you or your organization



Downloadable chimes: download a set of chimes that is specific to you or your organization

### Audio Software Package\*



Five-band equalizer: adjust volume level within five pre-defined frequency bands; users can fine-tune audio to their individual preferences



Noise gate: adjust as required to reduce fatigue-causing line noise



OMNEO AUX Input: The Audio Software Package also provides six OMNEO AUX inputs in addition to the two standard inputs, giving you more configuration options for your matrix environment.



Voice mail: leave messages for other users



Additional compression ratios: offer more flexibility. In noisy environments, audio quality can be improved by the amount of compression. This option adds additional compression ratios of 4, 5, and 6 to the standard 1:1, 2:1, and 3:1.

### RVON Codec



RVON Codec: The field-proven RVON (RTS Voice over Network) codec for VoIP (Voice over Internet Protocol) enables communication between users across long distances, with superior sound quality compared to competitor software solutions.

KP-Series users may now connect to matrices equipped with a suitable RVON interface, such as the RVON-16 for ADAM/ADAM-M or RVON-C for Cronus matrices. RVON uses the G.711 narrowband audio protocol, providing toll-quality audio at 64 kbit/s.

\*The Audio and Control Software Packages are optional and can be installed on all KP-5032, KP-4016 and DKP-4016 keypanel models.

## SOFTWARE

RTS software provides complete control over your intercom system from any standard Windows computer. Configure keypanel settings, assign user rights and even link matrices together that are thousands of miles away.

The RTS VoIP Virtual Keypanel (VKP) is a Windows-based application that allows any user to have a fully functioning RTS digital matrix intercom user station on their PC.



### AZedit

RTS Matrix Control Software

Intercom system configuration has never been easier with the advent of AZedit matrix control software. AZedit is a Windows-based, full-featured configuration software, providing online and offline configuration capabilities. It gives you the ability to manage multiple intercom systems, assign and reassign users to different ports, as well as dynamically add intercom hardware to your system setup without jumper changes, rewiring or taking the system offline. AZedit has the capability to load pre-set configuration files, which means saved configurations can be uploaded to the live application at anytime without interruption. AZedit can be used as a monitor tool to observe the status of features, such as gain and crosspoint settings, keypanel keys activated and other aspects of the system. AZedit can run in multiple sessions using the MCII-E ADAM master controller to allow for remote system configuration. AZedit is updated regularly to provide users with the latest features and innovations available.



### IPedit

Configuration Software for RVON & OMNEO Devices

IPedit is a Windows-based GUI application for configuring and displaying RVON and OMNEO devices connected to your matrix system. IPedit is to IP products as AZedit is to ADAM, ADAM-M, ODIN and Cronus. An enhanced version of IPedit is available, which can configure multiple network devices simultaneously.



### RestrictEdit

Access Management Software

RestrictEdit is a tool to create restriction files for use with AZedit software. Restriction files allow administrators to manage user access to resources and features. AZedit includes support for user restrictions by reading a text file (the restrictions file) and parsing out the set of resources and features available to each user.



### Trunk Edit Software

Trunk Edit Software is a GUI for programming TM-10K trunking devices. Trunk Edit Software allows the user to set up all necessary parameters required for trunking multiple intercom systems. Each intercom system can be configured to work together as a virtual-integrated, single intercom system while still maintaining each individual system's autonomy.



### Trunk Supervisor Software

TSS is a trunking system management application. The program allows for real-time monitoring of trunk line status information.

## SYSTEM PERIPHERALS



### GPIO-16

General Purpose Interface

The GPIO-16 interface provides 16 opto-isolated inputs and 16 relay outputs. It connects to the matrix via serial or Ethernet for remote operations.



### MDA-100\*

Mixing & Distribution Amplifier

The MDA-100 contains an 8 x 1 summing amplifier (mixer) and a 1 x 8 distribution amplifier.



### LCP 16 CLD

Level Control Panel

Provides direct knob access to the volume levels of AUX, sidetone, speaker, headset and other functions of the RP-1000/KP 32 CLD



### LCP-102

Level Control Panel

The LCP-102 functions as an analog trim panel, used to either adjust input/output gains, party-line assignments or program assignments for IFBs.



### PAP-5032

OMNEO Capable Program Assign Panel

The PAP-5032 provides the user with the ability to assign multiple program sources to over 16 different IFB destinations.

\* The product is not available in countries where CE certification is necessary



### DSI-2008\*

#### Digital System Interface


The DSI-2008 interfaces two 2-wire intercom lines to two 4-wire lines, and also interfaces balanced and unbalanced 2-wire lines. Digital hybrids eliminate all nulling and ducking adjustments. It puts an end to concerns about echo and feedback when interfacing 2-wire lines.



### SSA-324\*\*

#### System-to-System Adapter

The SSA-324 interfaces two 2-wire intercom lines to two 4-wire lines, and also interfaces balanced and unbalanced 2-wire lines. The SSA-324 is ideal for steady load applications. It is only available in the 110V version.



### TIF-2000A\*

#### Single-Line Telephone Interface

The TIF-2000A provides bidirectional communication between the intercom matrix and a standard analog telephone line.



### TIF-4000

#### 12 Line Telephone Interface

The TIF-4000 provides bidirectional communication between the intercom matrix and up to 12 standard analog telephone lines. The unit operates with 2 redundant power supplies.



### MCP-90-x

**MCP-90-x** Electret Gooseneck Microphone

**MCP-90-0** 0" Gooseneck Microphone

**MCP-90-8** 8" Gooseneck Microphone

**MCP-90-12** 12" Gooseneck Microphone

**MCP-90-18** 18" Gooseneck Microphone

The MCP-90-x gooseneck microphones is the standard gooseneck intercom microphone for all RTS keypanels. Available in various lengths from 0" till 18". All versions use an electret microphone element.

### SIP-ISDN

#### SIP Telephone Interface



The SIP-ISDN has support for the SIP protocol and incorporates an ISDN basic rate interface (1x S0/2 Lines) and a LAN interface. To connect the SIP-ISDN unit directly to a matrix port, a RS-232 to RS-485 data converter is required.

\*1/2 of 1 RU device, Rackmount kits see page 74.

\*\*The product is not available in countries where CE certification is necessary

### OKI

#### Keypanel Interface Card



This card fits into select RTS user stations and provides native OMNEO IP connectivity for RJ45 Ethernet connections with optional single or multimode fiber modules. The card provides a two-port switch onboard as a pass-thru connection to allow daisy chaining of keypanels if required. It plugs into the existing header in the keypanel and comes with all parts needed to complete the upgrade. The OKI card is available for the RTS KP-32, RP-1000 or KP 12 CLD keypanels.

### WKP-1

#### 1-Position Wall Keypanel



WKP-1 is an analog-only industrial intercom keypanel in a rugged and weather-resistant design. Microphone and speaker are built into the unit. The unit is intended for wall mount applications, and fits into a standard 2-gang 3" deep electrical box (approximately 8 cm). The built-in relay switch allows the user to set up door latching, unlatching, and other actions by pressing a single button from any panel in the system. The keypanel can be powered in two ways: locally through a 3-pin terminal or remotely via an RJ-45 connection from the breakout panel or remote power supply. The WKP-1 has been updated with new circuitry to use less power, as well as reverse polarity protection on the DC input.

### ICW-6

#### Window Intercom



The Audiocom ICW-6 represents the ultimate in reliable, rugged, and flexible security and ticket booth communications equipment. Unique audio-shaping circuitry and enhanced VOX (Voice Threshold Level Activation) operation ensure maximum voice intelligibility is achieved. Installation is quick and easy with our 2-piece, super rugged, maintenance-free polycarbonate enclosure.




# FMI-4 & FMI-8 MULTIPLEXERS

With its two new multiplexer models, RTS now offers users a powerful solution to integrate their analog keypanels into high-performance optical fiber networks. The FMI-4 and FMI-8 are fully compatible with intercom matrices. User keypanels and interfaces from RTS can connect up to four or up to eight analog devices to an RTS matrix over fiber network.

Multiplexing several analog cables into one single optical fiber (SM or MM) not only reduces the amount of cabling, it also means less maintenance, allows for easy network configuration and monitoring via software, adds additional routing capabilities and provides full redundancy in a double fiber ring configuration. In addition, existing infrastructures can be leveraged by companies already using optical fiber networks, allowing easy integration of network audio and data.

The new multiplexers come with a built-in, highly stable word clock generator. In case of a failure of the word clock master, the FMI-4 and FMI-8 multiplexers employ an automatic switching algorithm allowing every device to function as word clock master in a system.

The RTS multiplexer models feature low power consumption and silent operation. They can even be used in recording studios, OB vans or theater productions with very high requirements for room acoustics.



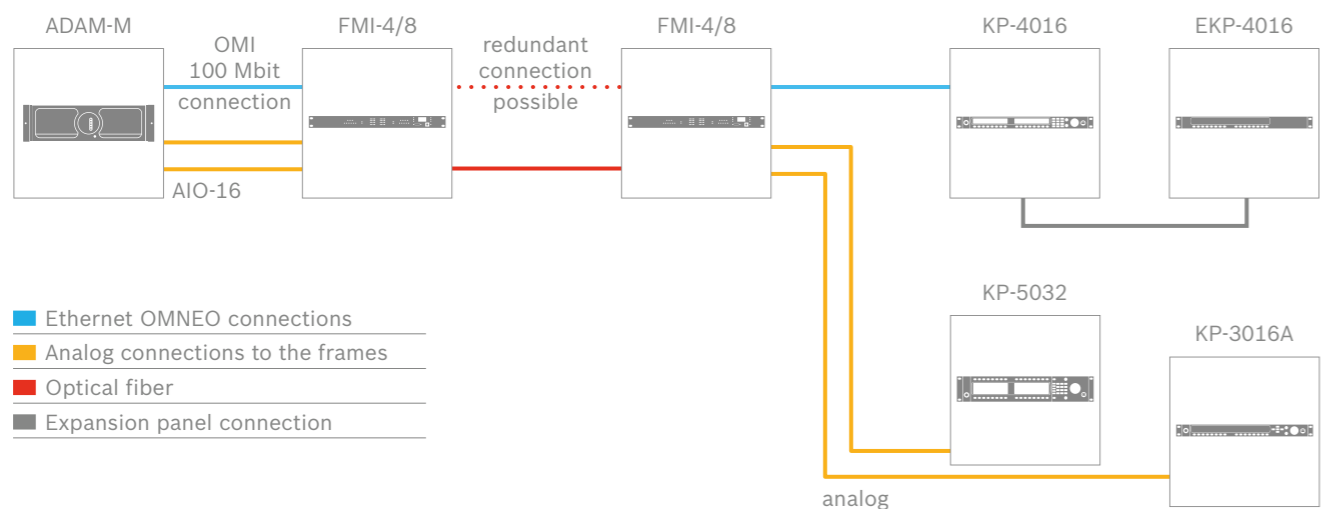
Multiplexer featuring four RTS compatible four-wire intercom ports with serial control, line level audio inputs and outputs, along with serial data links on RJ45 connectors for communication between intercom matrices and auxiliary devices. To download the control software visit [www.optocore.com](http://www.optocore.com)

Multiplexer featuring eight RTS-compatible four-wire intercom ports with serial control, line level audio inputs and outputs along with serial data links on RJ45 connectors for communication between intercom matrices and auxiliary devices. To download the control software visit [www.optocore.com](http://www.optocore.com)

## Mixing analog and digital keypanels

An Ethernet signal can also be carried across the optical network. In this example, a KP-4016 with EKP-4016 expansion panel are also connected.

Both FMI-4 and FMI-8 have two LAN-ports, internally connected by a fast Ethernet switch. This is shown in the illustration below.



# RTS VLINK

VLink™ is an IP-software multi-channel / multi-access communications solution that intelligently connects to RTS intercoms, creating the optimal fusion of hardware and software capabilities. VLink is highly scalable to thousands of soft keypanel users, supports virtually an unlimited number of point-to-points and PLs, boasts LDAP integration, SNMP traps, AES encryption, and SIPREC recording.

## VLink Communications system / private lan "On-Prem"

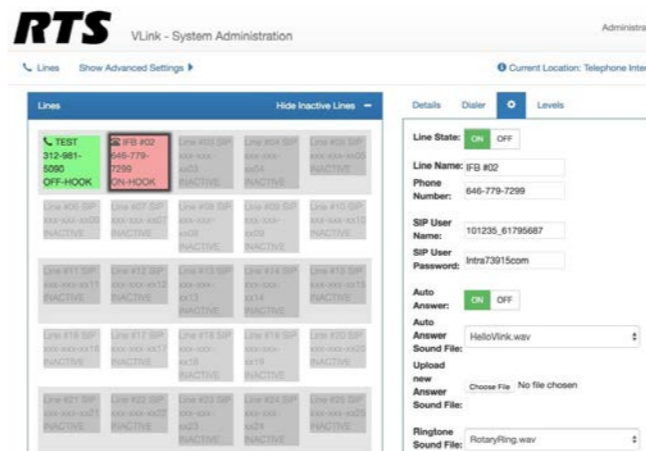


### VLINK TIF

The VLink Telephone Interface (TIF) solution enables seamless integration between phone systems with SIP support and RTS ADAM intercoms. The solution is ideal for use in broadcast studios and mobile units to provide IFB, camera coords, and conferences. Configuration, monitoring, and establishing calls is handled through a single web page.

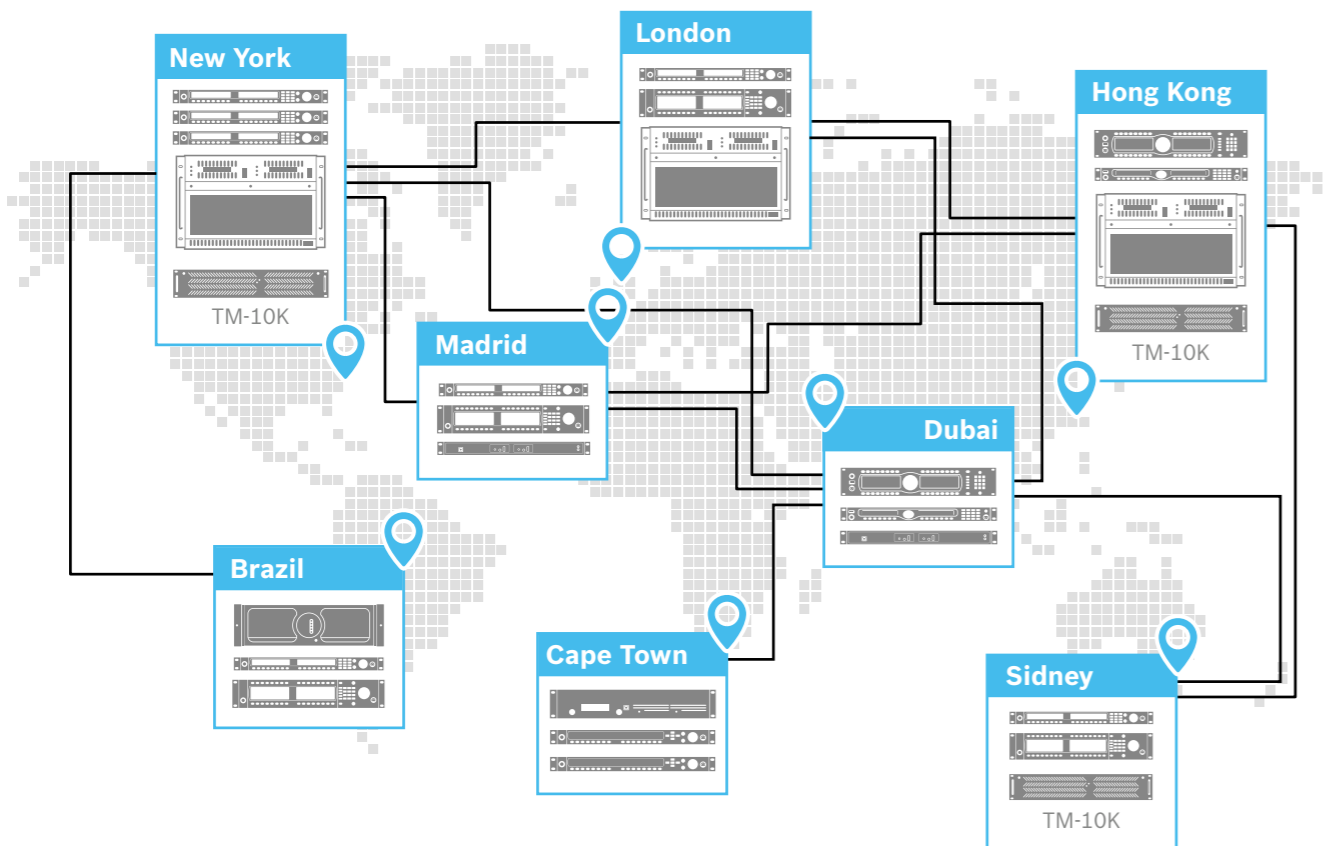
### WIRELESS INTERCOM ON IOS & ANDROID

VLink turns the familiar Apple iPod Touch, iPhone, or Android device into the ultimate wireless intercom system. VLink allows for a virtually unlimited number of users and channels, and with flexible button programmability can meet the most demanding wireless communications requirements.






## TRUNKING



## INDIVIDUALLY CONFIGURED MATRICES ALLOW FOR EASIER ADMINISTRATION OF THE OVERALL INTERCOM SYSTEM

Trunking allows global users to intelligently interconnect their intercom systems worldwide to provide a global communication solution. A seamless communication between the various systems is giving the impression of one complete system. Each RTS matrix (or bus expanded system) is treated individually and is configured/managed by their own AZedit session, allowing for the administration of the systems to be carried out locally and more manageably rather than having to control one huge system. The matrices are connected together via a network of audio tielines. The RTS TrunkMaster dynamically controls and allocates the audio tieline as a pool of resources making the necessary audio routes. It optimizes the audio tielines by making multiple crosspoints or forks in the matrices to eliminate using tielines for the same function. For control, the TM10K TrunkMaster only requires an Ethernet Network connection to the RTS Matrix or alternatively a serial (RS-485) connection to each of the matrices or systems. The audio tielines can be via analog or digital audio protocols and codecs such as POTS, ISDN, MADI, RVON, AES, OMNEO or even analogue Four-wires.

## TRUNKMASTER & TRI-BUS MULTI-FRAME TOPOLOGY

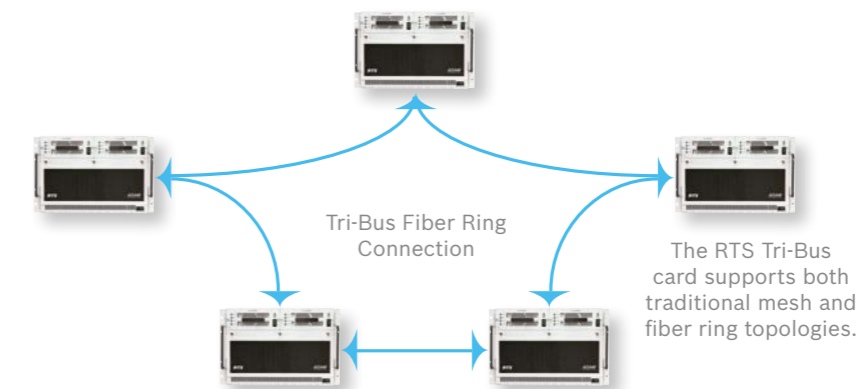


The RTS TM-10K trunkmaster is a super high capacity intelligent linking system to provide virtually limitless expansion to any RTS intercom network. The TM-10K seamlessly links up to 255 RTS intercom systems, allowing users to communicate with one another instantaneously with all the same presets, scroll lists and tallies available on local matrices. 10,000 trunk lines can be interconnected into one network. Whether the systems are located in adjacent studios or on different continents, intelligent trunking unifies your unique communication needs.

The TM-10K can be linked using OMNEO, RVON or analog audio connections providing the ultimate in flexibility and reliability. Using multiple TM-10K units, the system is fail safe, providing redundant linking connections and control of which can be separated over long distances for superior reliability and flexibility.

- Dual redundant power supplies provide fail safe operation.
- Support for dual network interface connections for enhanced reliability.
- Solid-state hard drive for superior operational speed and reliability.
- Capacity to link up to 255 RTS intercom systems and 10,000 trunk lines.
- Full support for all RTS digital matrix frames.
- Fail safe operation when using multiple trunkmasters.
- Redundant trunkmasters can be geographically separated.

### Tri-Bus Multi-Frame Topology



The RTS systems Tri-Bus technology provides the end user with a wide variety of system expansion options. The Tri-Bus expander supports both a dual fiber ring or a robust mesh architecture for added redundancy. Whether your communication needs call for a distributed topology or centralized design, the Tri-Bus expansion card can meet the challenge.

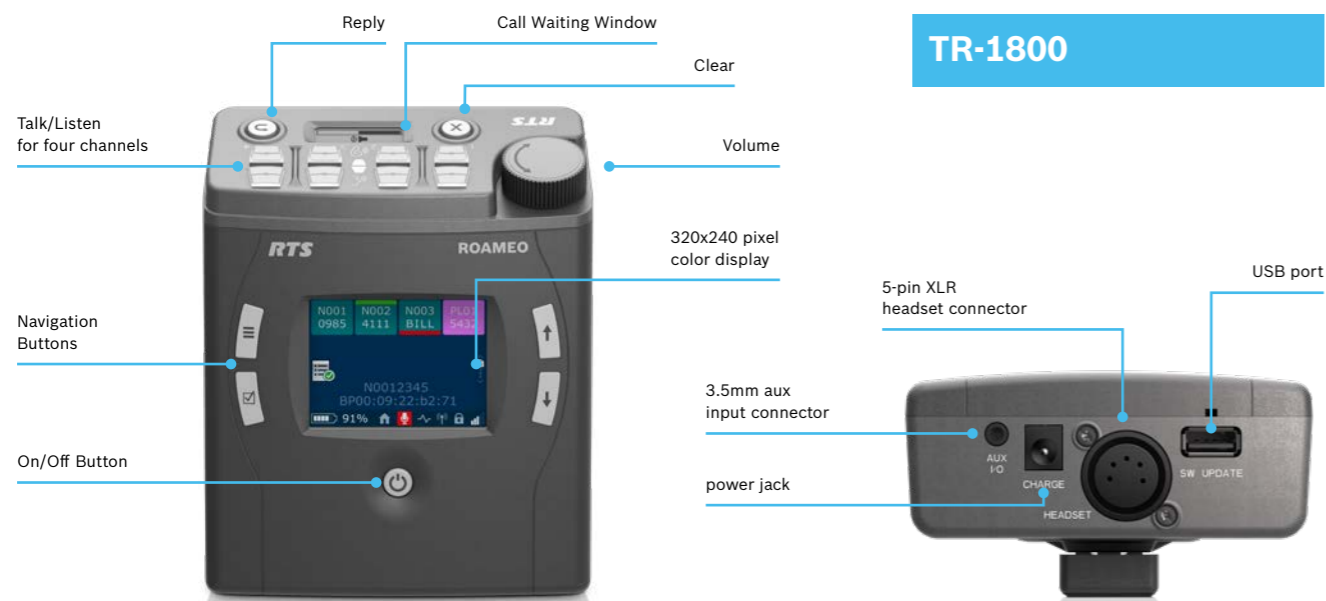
# WIRELESS INTERCOM

## USER-FRIENDLY, SEAMLESS COMMUNICATION

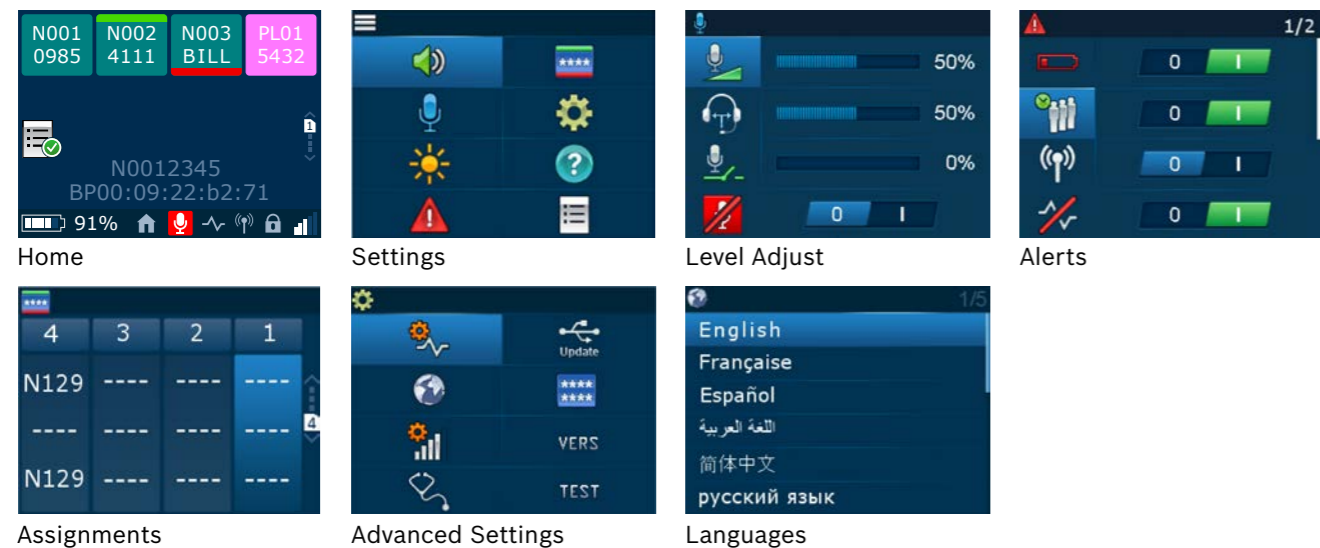


The new ROAMEO wireless intercom system from RTS is a professional, easy-to-use and future-proof solution based on the license-free DECT (Digital Enhanced Cordless Telecommunications) standard. ROAMEO provides high-quality audio and a large number of simultaneous users across wide areas over a seamlessly integrated digital wireless beltpack and associated access points. ROAMEO can solve a series of communication challenges by operating like a wireless keypad in the field which is easy to use and easy to expand. Additionally, wireless beltpacks can be directly addressed as part of a wired RTS matrix intercom system.

### TR-1800



ROAMEO provides a superior user experience – the system can be easily configured in a multi-language set-up via scroll lists on the TR-1800 beltpacks or using the control software AZedit, which allows users to configure the complete intercom system on one screen. Thanks to its large color LED-display and intuitive icon-based menu structure, the TR-1800 beltpack is very easy to set up and operate. With its lightweight, durable housing, the beltpack features the smallest enclosure in its class and is protected against dust and light rain.



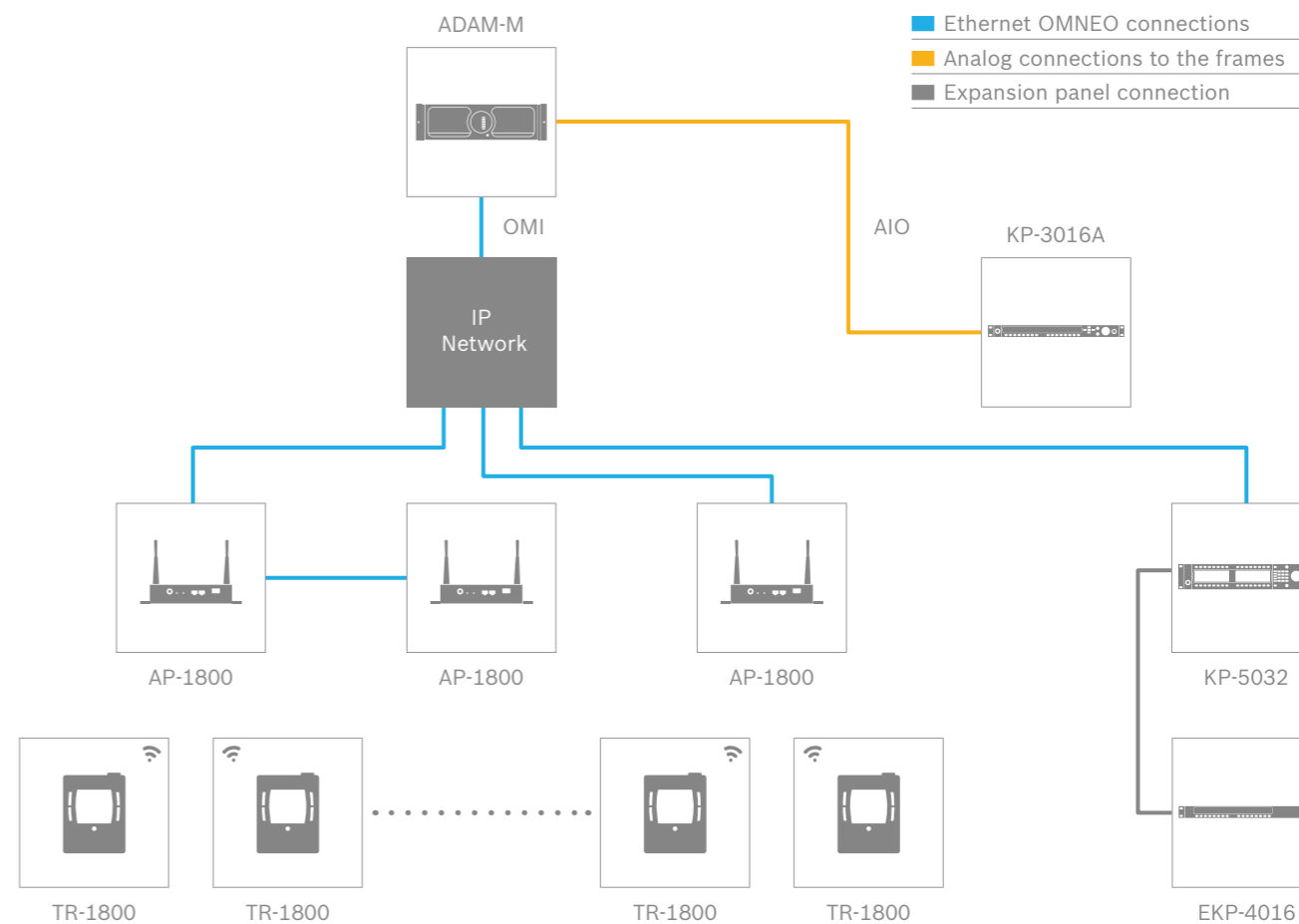
## DECT



Connection to a digital matrix is easily established via a single Ethernet cable; the access points can be daisy-chained. The AP-1800 access point is protected by a durable aluminum enclosure and designed for a minimum of spatial requirements on vertical or horizontal wall surfaces. The AP-1800 access points convert the DECT signals into Dante-compatible OMNEO IP-technology, thereby providing the highest interoperability, flexibility, reliability and resilience.

### EXPANDING THE SYSTEM

ROAMEO's cellular structure can cover a wide area with superior audio and seamless roaming between the individual cells. Each cell requires an AP-1800 access point and covers a specified area and number of beltpacks, depending on the audio codec used. Each AP-1800 has a built-in IP switch that adds multiple streams together in the same cable and will configure itself automatically. Users can easily expand the coverage area by adding additional access points, while additional wireless beltpacks can be directly addressed as part of a wired RTS matrix intercom system.



**AP-1800 HOLSTER**

Holster with shoulder strap for TR-1800

**24-PSE Spare Power Supply**

Spare power supply for TR-1800



The TR-1800 holster is an accessory intended for users who do not use a belt, or prefer a shoulder-strap instead of the clip. The holster provides additional protection against dust (no rain protection). TR-1800 holster may be purchased as accessory separately.

The TR-1800 beltpack comes with a power supply included, but for users who want an extra power supply, the PSE-24 may be ordered separately. It provides the correct voltage for charging the Lithium-Ion battery in the unit. The TR-1800 beltpack cannot be operated while the battery is charging. A full charge takes approximately eight hours.

**PoE Adapter 12V**

PoE adapter for AP-1800 Access Point



The PoE (Power over Ethernet) adapter can drive one single AP-1800 Access Point. If additional access points are daisy-chained, they must have local power. The Access Point that uses PoE must be connected directly to a PoE-enabled switch. If multiple Access Points require PoE, they must be connected in a star topology, with each AP attached directly to the switch. The PoE adapter is a convenient option if local power is hard to arrange in the location where the AP is mounted. The PoE adapter for the AP-1800 Access Point comes with all the plugs and cables required: PoE splitter, DC-cable, barrel adapter, Ethernet cable (yellow, CAT6), Ethernet cable (gray, CAT5, provided as a spare).

**BP-240 Battery**

Rechargeable Lithium-Ion battery for TR-1800



This rechargeable battery powers the TR-1800 beltpack for up to 17 hours of normal use. It may be charged in the TR-1800, or using the CHG-240 four-bay charger.

**CHG-240 Four-Bay Charger**

Four-bay charger for BP-240



Charges up to four Lithium-Ion batteries in approximately 90 minutes. CHG-240 is available in a North American and a European version. Excluding batteries.

**ANT-1800 Spare Antenna**

Spare antenna for AP-1800 Access Point



The AP-1800 access point comes already with two antennas. Users who need one spare antenna can order this accessory separately. ANT-1800 may be rotated and tilted, to optimize the radio coverage from the Access Point. The same antenna is used for 1.88-1.90 GHz and 1.92-1.93 GHz.

**AP-1800 MT BRKT Pole Mount Bracket**

Pole-mount bracket for AP-1800 Access Point



The AP-1800 MT BRKT is available separately, for mounting the AP-1800 on a pole, in a horizontal or vertical orientation. This may be a convenient option for temporary mounting. The AP-1800 MT BRKT comes with metric screws for attaching the AP-1800 to the bracket.

Model name	Description
AP-1800	Access point 1.92 – 1.93 GHz
AP-1800 EU	Access point 1.88 – 1.90 GHz
TR-1800	Beltpack 1.92 – 1.93 GHz
TR-1800 EU	Beltpack 1.88 – 1.90 GHz
TR-1800 Holster	Holster for TR-1800 & TR-1800 EU
24-PSE	Spare power supply for TR-1800 & TR-1800 EU
ANT1800	Spare antenna (qty 1) for AP-1800 & AP-1800 EU
AP1800 MT BRKT	Pole mount kit for AP-1800 & AP-1800 EU
PoE Adapter 12V	Power over Ethernet adapter, 12 V
CHG-240, NA	Four-bay charger for BP-240, N. A.
CHG-240, EU	Four-bay charger for BP-240, EU/UK
BP-240	Spare Lithium battery for TR-1800 & TR-1800 EU

# WIRELESS PARTYLINE

## BASE STATIONS, BELTPACKS, ACCESSORIES

### BTR-700

#### BTR-700

Single-Channel UHF Synthesized Wireless Intercom




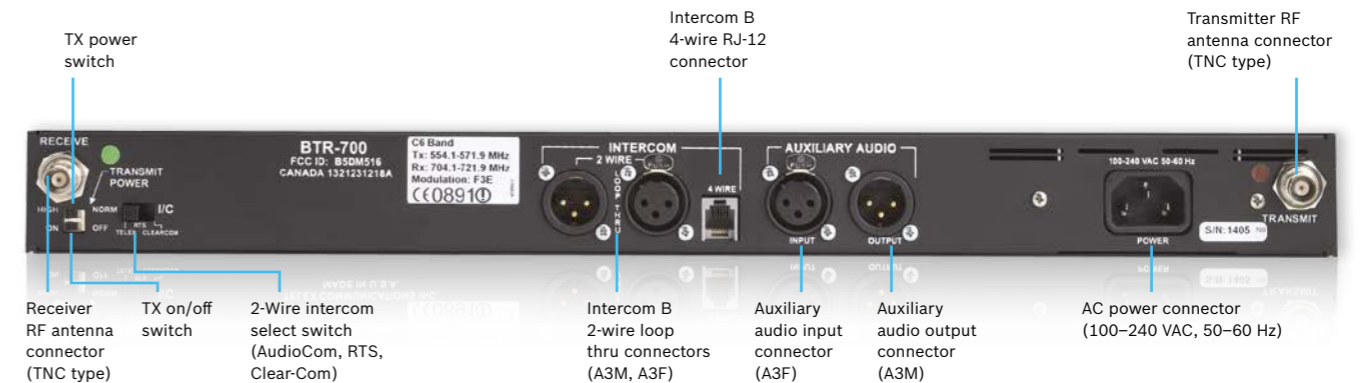
## SINGLE-CHANNEL UHF SYNTHESIZED WIRELESS INTERCOM BASE STATION

- TR-700 Wireless Beltpacks – Four beltpacks per base station. Each BTR-700 base station can support up to four beltpacks in full-time transmit, full duplex operation. Multiple base station/beltpack systems can be used together to meet the needs of virtually any wireless communications application.
- Frequency Agile – Choose from 1440 user selectable frequencies using the BTR-700 graphical user interface. Frequencies can be selected from groups of intermode free choices, or any frequency in 25 kHz increments. Select from 720 TX and 720 RX frequencies each from independent 18 MHz operational bands.
- UHF Operation – Both the BTR-700 and the TR-700 operate in the UHF band from 518 to 722 MHz. Bases and beltpacks operate in specific 18 MHz operational bands.
- Enhanced ClearScan Frequency Auto Selection And Graphical User Interface – Intermodulation-Free Factory Selected Groups – Each BTR-700 system comes with 24 factory-selected, intermodulation-avoiding groups that allows the user to get started right out of the box.
- “Fifth Person” Talk/Listen Station At Base – The BTR-700 base station features a full talk/listen headset station so that an additional user can communicate on the intercom channel.
- Intelligent Power Control – This breakthrough technology takes system range and performance to a whole new level. Each beltpack senses when it is close to the base station and intelligently reduces its output by 10 dB. This effectively eliminates overloading the base station receiver front end, which is the primary cause for the “near-far” desensing problem experienced in other wireless intercoms.
- Frequency agile
- 1440 selectable frequencies
- ClearScan auto frequency selection
- Four beltpacks per base station
- Cast magnesium beltpacks

### TR-700 belt pack



- Cast Magnesium Beltpacks – TR-700 beltpacks are constructed of extremely light, strong and durable cast magnesium. Using magnesium substantially decreases the weight of the beltpack while assuring the utmost ruggedness and durability.
- Detachable Beltpack Antennas – TR-700 beltpacks feature detachable antennas that utilize stud type threaded connectors that do not have a fragile center pin to break off or bend. Detachable antennas make storage or shipping easy.
- Two Great Battery Options – TR-700 beltpacks can be operated from standard alkaline AA batteries that provide over 14 hours of continuous duty operation. For applications where rechargeable batteries are required, optional NiMH battery packs are available. NiMH batteries do not develop harmful memories like NiCads and offer a full 12 hours of operation. Drop-in chargers are also available in single and four-gang configurations.



## BTR-800



### BTR-800

2-Channel UHF Synthesized  
Wireless Intercom

## TWO-CHANNEL UHF SYNTHESIZED WIRELESS INTERCOM BASE STATION

- TR-800 and TR-825 Wireless Belt packs – Four belt packs per base station. Each BTR-800 base station can support up to four belt packs in full-time transmit, full-duplex operation. Multiple base station/belt pack systems can be used together to meet the needs of virtually any wireless communications application.
- Frequency Agile – Choose from 1440 user selectable frequencies using the BTR-800 graphical user interface. Frequencies can be selected from factory preset groups of intermode free choices or any frequency in 25 kHz increments. Select from 720 TX and 720 RX frequencies each from independent 18 MHz operational bands.

- UHF Operation – The BTR-800, TR-800 and TR-825 operate in the UHF band from 470 to 722 MHz. Bases and belt packs operate in specific 18 MHz operational bands.
- Enhanced ClearScan Frequency Auto Selection and Graphical User Interface.
- Intermodulation-Free Factory Selected Groups – Each BTR-800 system comes with 24 factory-selected, intermodulation-avoiding groups that allows the user to get started right out of the box.
- Two-Channel Intercom Access From Each Belt pack – Hardwired channels are run to the BTR-800 base station and can be 2-wire, 4-wire or mixed.

The BTR-800 is fully compatible with AudioCom, RTS and Clear-Com hardwired intercom systems.

- Dual Listen Operation – Each TR-825 belt pack provides two volume controls; one for each intercom channel that allows for individual level control. Listen to production in one ear and tech in the other ear. The TR-825 can operate in either stereo (split-feed) or mono mode.

- Frequency agile
- 1440 selectable frequencies
- Two independent intercom channels
- ClearScan auto frequency selection
- Wireless talk around (broadcast ISO)



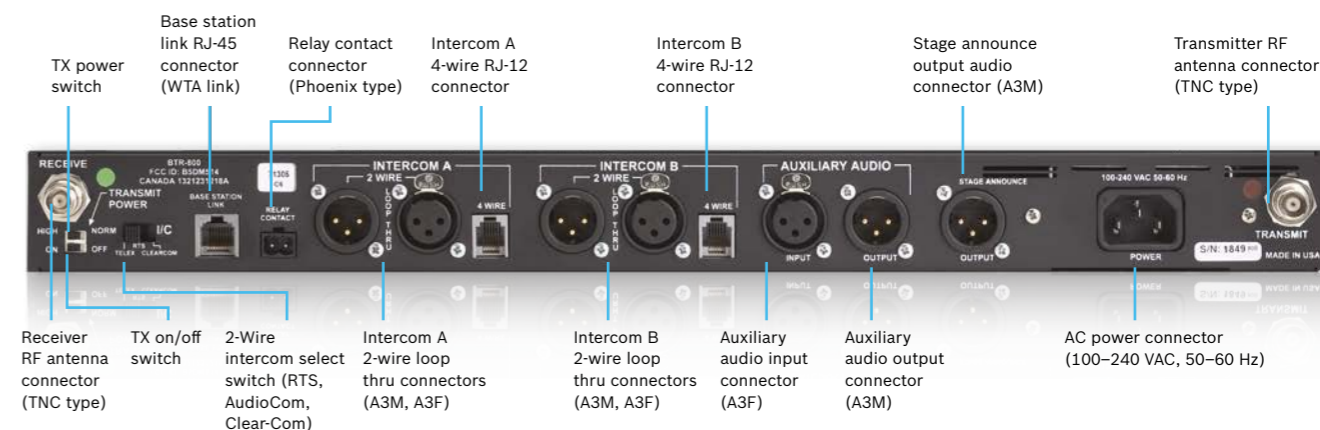
- Stage announce output with relay closure
- Dual Listen Operation (TR-825)
- Four belt packs per base station
- Cast magnesium belt packs



### TR-825 belt pack

### TR-800 belt pack

- Stage Announce Output With Relay Closure – Each belt pack can initiate the stage announce feature. The user's audio is routed out the back of the base station via a 3-pin XLR connector. The signal is dry, line level +8 dB and adjustable. A convenient relay closure is provided for triggering two-way radios, IFB sends, green-room speakers or any other closure activated device.
- Wireless Talk Around (Broadcast ISO) – Each belt pack can momentarily route its audio only to the other wireless belt packs on its current channel with the push of a button. The user's audio is lifted off of the intercom bus so that only the other wireless belt packs can hear.
- "Fifth Person" Talk/Listen Station At Base – The BTR-800 base station features a full talk/listen headset
- Intelligent Power Control – This breakthrough technology takes system range and performance to a whole new level. Each belt pack senses when it is close to the base station and intelligently reduces its output by 10 dB. This effectively eliminates overloading the base station receiver front end, which is the primary cause for the "near-far" desensing problem experienced in other wireless intercoms.
- Cast Magnesium Belt packs – TR-800 and TR-825 belt packs are constructed of extremely light, strong and durable cast magnesium. Using magnesium substantially decreases the weight of the belt pack while assuring the utmost ruggedness and durability.
- Two Great Battery Options – TR-800 and TR-825 belt packs can be operated from standard alkaline AA batteries that provide up to 14 hours of continuous duty operation. For applications where rechargeable batteries are required, optional NiMH battery packs are available. NiMH batteries do not develop harmful memories like NiCads and offer up to 12 hours of operation. Drop-in chargers are also available in single and four-gang configurations.
- Detachable Belt pack Antennas – TR-800 and TR-825 belt packs feature detachable antennas that utilize stud type threaded connectors that do not have a fragile center pin to break off or bend. Detachable antennas make storage or shipping easy.



## BTR-80N



### BTR-80N

2-Channel UHF Synthesized  
Wireless Intercom System

## OFFERING THE MOST COMPREHENSIVE SET OF FEATURES IN WIRELESS INTERCOM SYSTEMS

The BTR-80N narrow band wireless intercom system offers the most comprehensive, user-friendly and versatile set of features available in wireless intercom systems anywhere in the world. Providing an unprecedented 25 kHz of modulated band width, the BTR-80N narrow band system allows more users per channel in the cramped UHF spectrum. Combining the award-winning performance of the BTR-800 wireless intercom system with revolutionary narrow band technology and additional innovative features, the BTR-80N is the best-performing, most versatile wireless intercom system ever made.

While providing excellent audio performance, the narrow band system is based on the award-winning and world leading BTR-800 wireless intercom system and provides all of the standard features of the BTR-800 system, such as DSP and Intelligent Power Control, and more. The BTR-80N narrow band systems offers up to four full-duplex wireless TR-80N or TR-82N beltpacks per base station. An unlimited number of additional beltpacks can be added in half-duplex operation. Additional features include selectable transmitter power output, selectable receiver squelch control, RF meter display on base station and beltpack displays, remote battery indicators on base station display, low battery tone indicator on beltpack, AC or DC power input on base station, simultaneous 2-wire and 4-wire operation, and more.

- User-adjustable receiver squelch control
- RF meter on BTR-80N, TR-80N and TR-82N
- Beltpack battery gauge on BTR-80N display
- Ability to turn off remote beltpack transmitter from base station
- BTR-80N is easily adapted for two transmitter output
- BTR-80N is designed for AC or DC power input
- Auxiliary audio input is assignable with level control

### ALP-450

UHF Directional Antenna



### ALP-600

Bi-directional log periodic antenna. Covers 520-760 MHz.



### ALP-700

Bi-directional log periodic antenna. Covers 470-760 MHz.



### ALP-600M

Telescoping Antenna Mast



### ACS-101\*

Broadband Antenna Combiner/  
Splitter



### APS-1

2-Way Combiner/Splitter



### AB-2

Universal Bracket for 1/2 Wave  
Antenna with 10' Coax Cable



### RA-5

UHF Directional Antenna



## UHF ACCESSORIES

### BC-800NM

1-Bay Charger including NiMH Battery Pack



### BC-800NM4

4-Bay Charger including NiMH Battery Packs



### TRH-2

Leather Holster for TR-700 & TR-800



### UHF Base Station Accessories

Model	Description
<b>AB-2</b>	Universal bracket for CLA-X ½ wave antennas with 10' coax
<b>ALP-450</b>	Directional log periodic antenna. Covers 450–900 MHz. Forward coverage pattern increases signal gain up to 5 dB. Supplied with mounting hardware for wall or mic stand and 10' coaxial cable. Measures 9½" L x 11" H painted matte black.
<b>ALP-600</b>	Bi-directional log periodic antenna. Covers 520–760 MHz. Includes mounting hardware and 10' (3 m) coaxial cable with TNC connector.
<b>ALP-600B</b>	ALP-600 antenna bracket kit
<b>ALP-600M</b>	ALP-600 antenna mast-telescoping
<b>ALP-700</b>	Bi-directional log periodic antenna. Covers 470–760 MHz. Unique side-to-side and front to back coverage pattern increases single gain up to 1,8dBd. Includes mounting hardware, clamp and 10' (3 meters) coaxial cable with TNC connector. Painted black with TNC connector. Measures 274,6mm x 422mm (L x H).
<b>APS-1</b>	Two to one antenna combiner/splitter with TNC connectors
<b>CXU</b>	50 Ω low loss coaxial cable with TNC connectors (multiple lengths available)
<b>FA</b>	½ wave colinear antenna (multiple frequency ranges)
<b>RM-800</b>	Rackmount reinforcement for BTR-800/BTR-700
<b>TP-2</b>	TNC 50 Ω termination plug and ACS-101 antenna combiner
<b>TP-3</b>	XLR-3 Intercom "dummy load" plug (AudioCom)
<b>TP-3R</b>	XLR-3 Intercom "dummy load" plug (RTS)

### UHF Beltpack Accessories

Model	Description
<b>BC-800NM Euro</b>	1 bay charger w/switching power supply, Euro cord, NiMH pack, including battery pack
<b>BC-800NM4 Euro</b>	4 bay charger w/switching power supply, 4 NiMH battery packs, Euro cord, including battery pack
<b>BP-700</b>	Alkaline battery holder TR-700/TR-800/TR-825/TR-80N/TR-82N/TR-1/RKP-4
<b>BP-800NM</b>	NiMH battery pack TR-700/TR-800/TR-825/TR-80N/TR-82N/TR-1/RKP-4
<b>BPA 1/4</b>	Wave beltpack antenna (multiple frequency ranges)
<b>SBC-1</b>	Swivel beltclip for TR-700/TR-800/TR-700/TR-800/TR-825/TR-1/RKP-4
<b>TRH-2</b>	Heavy duty leather swivel holster with belt loop for TR-700/TR-800/TR-80N

### 2.4 GHz Wireless Intercom Accessories

Model	Description
<b>ANT-FP</b>	Flat panel dual element directional antenna
<b>ANT-FPM</b>	Metal tilt & swivel antenna mounting bracket for ANT-FP
<b>BP-240</b>	Lithium Ion battery pack for TR-240
<b>CC-24</b>	Carry base for BTR-24 system
<b>CHG-240</b>	4 bay charger to charge 4 pcs BP-240 Lithium Ion batteries in parallel
<b>FP-11</b>	2.4 GHz flat-panel directional antenna
<b>HOL-240</b>	Holster for TR-240
<b>LG-PS</b>	US power supply for BTR-24/TR-24
<b>RA-3</b>	Omnidirectional antenna (3 dB) with TNC reverse polarity
<b>RA-5</b>	2.4 GHz omnidirectional antenna, magnetic mount with TNC reverse polarity connector
<b>RA-7</b>	Omnidirectional antenna (7 dB) with TNC reverse polarity connector
<b>RPT-3</b>	3' coax with TNC reverse polarity connector
<b>RPT-10</b>	10' coax with TNC reverse polarity connector
<b>TNC-RP</b>	TNC reverse polarity coupler (jack-to-jack)

## UHF FREQUENCY BAND CHART

### BTR-80N

The BTR-80N system operates in TV channels 16 to 36 and 38 to 55. This is the frequency range of 482 to 608 and 614 to 722 MHz. The BTR-80N frequency bands are typically 18 MHz wide.

The BTR-80N systems are offered on 32 standard frequency band splits noted as follows\*:

F1, F2, F3, F4, F5, F6  
H1, H2, H3, H4, H5, H6  
A1, A2, A3, A4, A5, A6  
B2, B3, B4, B5, B6  
C3, C4, C5, C6  
D5, D6,  
E5, E6

### BTR-800 and BTR-700

The BTR-800 and BTR-700 systems operate in TV channels 14 to 36 and 38 to 55. This is the frequency range of 470 to 608 and 614 to 722 MHz. The BTR-800 and BTR-700 frequency bands are 18 MHz wide.

Frequency bands F to C are always BTR-800/BTR-700 transmit bands (TR-800/TR-825/TR-700 receive bands) and frequency bands 1 to 6 and 88 are BTR-800/BTR-700 receive bands (TR-800/TR-825/TR-700 transmit bands).

The BTR-800 system is offered on 17 different frequency band splits noted as follows\*:

E88  
F1, F2, F3, F4  
H1, H2, H3, H4  
A2, A3, A4  
B3, B4, B6  
C3, C4, C6

The BTR-700 system is offered on 3 standard frequency band splits noted as follows:

A2, B4, C6

\*The frequency bands E88, F2, F4, H2, H4, A4, B3, B6, C3, C4 are not available in countries where CE certification is necessary.

Please go to [www.rtsintercoms.com/fcc](http://www.rtsintercoms.com/fcc) to learn about the RTS response to the FCC UHF spectrum changes.

Note for US and Canada: After October 12 we will: • Offer BTR-800 and BTR-80N only in the following frequency bands: E88, A3, B3, C3, F3, H3 • Reduce the power to 20mW for products in the A3, B3, C3, F3, and H3 bands to comply with FCC • Discontinue the BTR-700 for US and Canadian markets. Markets outside of US and Canada: • Are not affected by the FCC frequency changes • Will be able to purchase BTR-80N, BTR-800 and BTR-700 in all frequencies at the current power levels (e.g., no change).

### RTS Intercoms UHF Frequency Band Chart

BTR80N	TV CHANNEL	START FREQUENCY	END FREQUENCY	TV CHANNEL (NTSC)	BTR-800	BTR-700	
	14	470	476	14	<b>88</b>		
	15	476	482	15			
<b>F</b>	16	482	488	16			
	17	488	494	17	<b>F</b>		
	18	494	500	18			
	19	500	506	19			
<b>H</b>	20	506	512	20	<b>H</b>		
	21	512	518	21			
<b>A</b>	22	518	524	22			
	23	524	530	23	<b>A</b>	<b>A</b>	
	24	530	536	24			
	25	536	542	25			
<b>B</b>	26	542	548	26	<b>B</b>	<b>B</b>	
	27	548	554	27			
<b>C</b>	28	554	560	28			
	29	560	566	29	<b>C</b>	<b>C</b>	
	30	566	572	30			
	31	572	578	31			
<b>D</b>	32	578	584	32			
	33	584	590	33			
	34	590	596	34			
	35	596	602	35	<b>E</b>	<b>E</b>	
36	602	608	36				
NOT USED	37	608	614	37	NOT USED	NOT USED	
<b>1</b>	38	614	620	38			
	39	620	626	39	<b>1</b>	<b>1</b>	
	40	626	632	40			
<b>2</b>	41	632	638	41	<b>2</b>	<b>2</b>	
	42	638	644	42			
	43	644	650	43			
<b>3</b>	44	650	656	44	<b>3</b>	<b>3</b>	
	45	656	662	45			
	46	662	668	46			
<b>4</b>	47	668	674	47	<b>4</b>	<b>4</b>	
	48	674	680	48			
	49	680	686	49			
<b>5</b>	50	686	692	50	<b>5</b>	<b>5</b>	
	51	692	698	51			
	52	698	704	52			
<b>6</b>	53	704	710	53	<b>6</b>	<b>6</b>	
	54	710	716	54			
	55	716	722	55			

## BTR-240

### BTR-240

2.4 GHz Wireless Base System



### CONNECTION FLEXIBILITY:

- The BTR-240 gives you a wide range of interfacing options so you can build a system that precisely fits your needs, whether over a wired or wireless network.
- A 2- and 4-wire intercom interface and XLR in/out for connecting to general audio systems gives you the flexibility to utilize communications equipment from across a wide range of manufacturers.

- In addition to connecting to a WiFi network in a large facility, the BTR-240 can serve as a backup via an Ethernet/Cat-5 wired connection. Now facilities like schools, houses of worship, and theatres can easily extend their existing partylines into the wireless world.

### FP-11

2.4 GHz Flat-Panel Directional Antenna



- License Free 2.4 GHz, IEEE 802.11b WLAN technology
- Expand coverage using BTR-24 access points
- Multi-level security and audio encryption
- 2-wire and 4-wire intercom interface
- ClearScan channel selection

- Auto-select Electret or Dynamic microphone
- Choice of two (2) independent or simultaneous audio channels
- TR-240 beltpacks operate wired or wireless
- Eight (8) full-duplex beltpacks with virtually unlimited number of half-duplex beltpacks

- TR-240 beltpacks can operate as an access point
- Multiple antenna options and accessories
- Durable ABS construction
- Easy-to-read LCD indicates system status
- Removable Li-Ion batteries with wide temperature range and up to eight (8) hours of operation

## TT-16 & TR-16

The TT-16 base station transmitter and the TR-16 beltpack talent receiver is a 16-channel synthesized wireless IFB system designed to provide a convenient wireless link to on-air talent in the studio or in the field at remote locations. Operating in the low band VHF 64–68 MHz range (NTSC TV Ch 3 and 4), the units operate reliably at distances of over 225 m. In unoccupied television channels, up to five TT-16 transmitters will operate simultaneously within the same location.



### TT-16\*

16-Channel Broadcast Wireless IFB Transmitter

The TT-16 features 16 user-selectable frequencies controlled from front panel control buttons. A backlit LCD display allows the user to select the RF channel used, change hi/lo RF transmit power, select intercom input source and adjust the input levels. The Enhanced Dynamic Range feature greatly improves the Signal-to-Noise Ratio and works with the TR-16 talent receiver to provide clearer, more dynamic audio. The TT-16 has a 3-pin XLR connector on the back of the unit that will accept intercom signal input and is selectable between RTS two-wire intercoms, AudioCom or Clear-Com. Other types of balanced audio input can also be used. The TT-16 also has a 1/4" input jack on the back of the unit that will accept unbalanced line level signal input. Selection of the intercom type used and signal level adjustment is made from the front panel.

\*The product is not available in countries where CE certification is necessary



### TR-16\*

16-Channel Broadcast Wireless IFB Talent Receiver

Like the TT-16, the TR-16 features 16 user-selectable frequencies controlled from top panel control buttons. The TR-16 is designed with a 3.5 mm earphone connector to be used with standard IFB earpieces, such as the RTS Telethin announcers earpiece system or any other 8–500 Ω earphone. The TR-16 features a selectable high frequency boost control to equalize the high frequency loss associated with the use of behind the collar acoustic tubes and earphone drivers. Additionally, the TR-16 has Enhanced Dynamic Range for increased dynamic range. Operating on two AA batteries (up to 20 hours on alkaline cells), the TR-16 also features a low battery indicator on the backlit LCD display when 10% of battery life remains.

\*The product is not available in countries where CE certification is necessary

- 16 user-selectable channels
- Enhanced Dynamic Range for improved dynamic audio
- Balanced or unbalanced audio input
- Covers TV Ch 3 and TV Ch 4

- 20 hours of operation on two AA alkaline batteries



# WIRED PARTYLINE

USER STATIONS, POWER SUPPLIES, BELTPACKS, ACCESSORIES

## POWER SUPPLY

Power supplies are the heart of partyline intercom systems. They supply operating voltage to beltpacks and many user stations. Unique, short-circuit reset circuitry design and unparalleled mechanical engineering ensures reliable, trouble-free operation for years to come. With all of the things you have to worry about, power supplies should not be one of them.

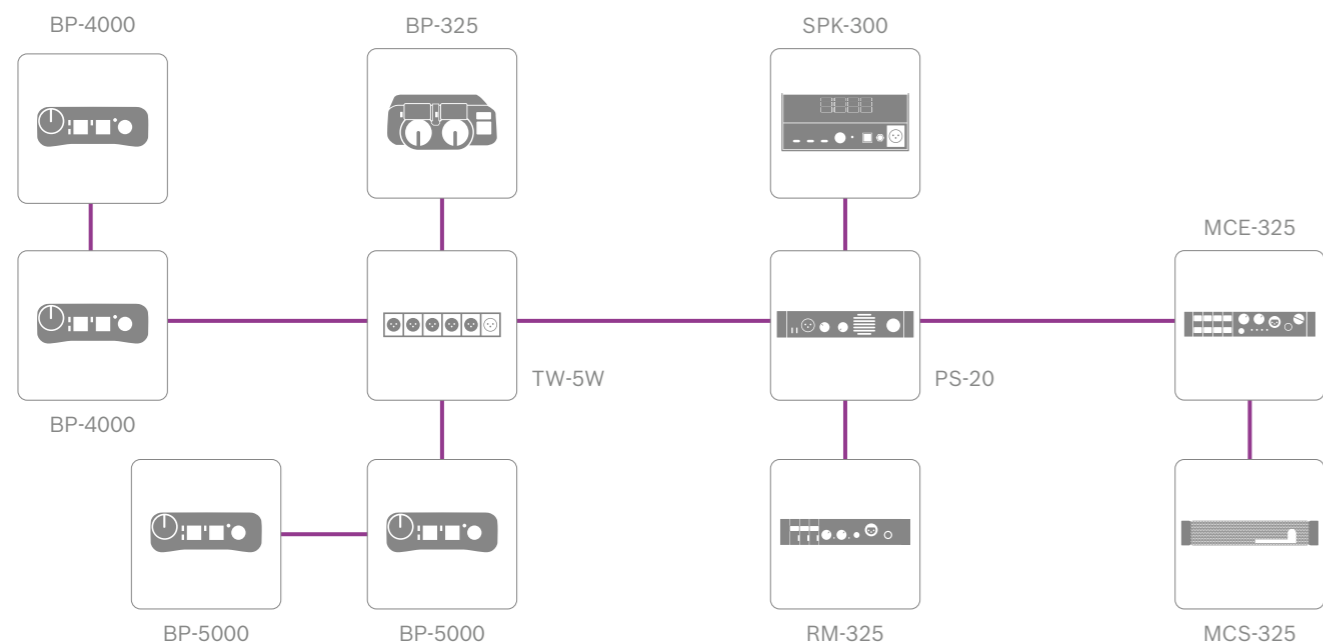
**PS-20**

Power Supply



The PS-20 features 2- and 4-channel operation, RTS monitoring, 2-channel program input, audio linking and 3-mode operation: RTS 2-channel, RTS 4-channel and Clear-Com mode. It also has double the power output per channel of previous RTS power supplies, which will substantially increase the number of user stations and beltpacks that can be connected. The PS-20 uses a unique current-pump circuit, which improves performance in applications with very long wires.

The PS-20 features two channels of communication where both channels are “wet,” meaning there is power on each channel (RTS 2-channel mode). In RTS 4-channel mode, the audio signals and DC exist on the same wire. The PS-20 can also be switched into Clear-Com mode. The PS-20 has a 3-pin XLR (male) connector on the front of the system, where a RTS user station can connect and monitor activity on either or both channels. A single PS-20 power supply has 1.8 amps per channel, which means the user can power up more stations. If additional user stations or beltpacks are needed, two PS-20s can be joined together to double the power capability. A pair of standard stereo plug connectors are available on the back of the power supply to connect two PS-20s through audio linking as well. The 3-pin XLR female program input connector can be used to send audio to both CH 1 and/or CH 2.



## MASTER STATION

RTS two-wire intercom master stations have been the industry standard for professional partyline communication systems for more than 25 years. With their flexible configurations, ease of use and legendary reliability, they are the elite core communications control tools.

RTS two-wire intercom master stations are installed in major broadcast and industrial application venues worldwide.

**MCE-325**

2- or 4-Channel User-Programmable Master Station



The MCE-325 is a 4-channel, programmable intercom station. It may be used as a headset station or, with the addition of the MCS-325 modular speaker, as a speaker station. It may be mounted in a console or equipment rack via optional mounting kits. The MCE-325 can be used with either 2-wire or 4-wire intercom lines, or a combination of both. The MCE-325 can be interfaced to a variety of external devices, including external program sources, 2-way radios, paging systems and satellite circuits. The MCE-325 can be ordered for 4- or 5-pin operation.

## USER STATIONS

RTS two-wire intercom user stations employ a unique modular design that enables a few station types to be configured into a multitude of communications solutions. Rugged and dependable RTS two-wire intercom user stations form the widest variety of stationary communications stations in the industry. RTS two-wire intercom user stations are the perfect choice for a wide range of applications regardless of what physical profile is required. RTS is the only two-wire protocol that allows two communication channels to be connected on a single standard microphone cable.

**MRT-327\***

User Station



**RM-325\***

User Station



The model MRT-327 is a 2-channel intercom station for use in RTS two-wire intercom systems. It may be used as a headset station or as a speaker station (with an optional MCS-325 modular speaker listed on page 52). The MRT-327 may be installed in optional console or rackmount configurations. The MRT-327 can be ordered for 4- or 5-pin operation.

The RM-325 is a 2-channel binaural headset station. Features stereo (split-feed) operation, microphone limiter circuit, two powerful headphone amps and simplified operational controls, including individual volume adjusts. Packaged in 1/2-rack by 1RU metal housing for added durability.

\* The product is not available in countries where CE certification is necessary

**SPK-300L\***



Portable Desktop Speaker User Station

The SPK-300L is a desktop station with built-in speaker. It can be used as a “public” listen box via built-in speaker or privately through the headset connection. Features a channel-select switch, call light, speaker on/off switch and dual-purpose portable desktop volume control. Packaged in a rugged, all-metal housing perfect for table-top operation.

**CM-300L\***



Console-Mount User Station

Two-channel select, console-mount user station. Features a microphone limiter circuit, separate dynamic and carbon microphone inputs, and a silent channel select switch. Solid metal front and open back for console mounting.

**WM-300L\***



Wallmount User Station

Two-channel select, wallmount headset station. Features channel select switch, call light and headset volume control. Fits in standard two-gang outlet box.

**WMS-300L\***



Dual-Channel Wallmount User Station with Speaker

Two-channel select, wallmount speaker user station. Features channel select switch, call light and a speaker on/off switch. Fits in standard four-gang outlet box.

**Which user station is right for you?**

Feature	MRT-327	RM-325	SPK-300L	CM-300L	WM-300L	WMS-300L
Keys	Pushbutton	Pushbutton	Toggle Switch	Toggle Switch	Toggle Switch	Toggle Switch
Mounting	Rackmount or Desktop	Rackmount or Desktop	Desktop	Console-Mount	Wallmount	Wallmount
Speaker	MCS-325	N/A	Internal	N/A	N/A	Internal
Call Light	Yes	Yes	Yes	Yes	Yes	Yes

Power Consumption						
Quiescent	45 mA ±10%	60 mA ±10%	10–40 mA	23 mA ±10%	10–40 mA ±10%	10–40 mA
Operating 25 Ω Phones	75 mA ±10%	100 mA ±10%	50 mA	37 mA ±10%	50 mA	50 mA
Operating 25 Ω Phones + Call Light	90 mA ±10%	125 mA ±10%	70 mA	60 mA ±10%	75 mA	70 mA
Operating 8 Ω Speaker	240 mA ±10%	300 mA ±10%	100 mA			100 mA
Operating 8 Ω Speaker + Call Light	300 mA ±10%	360 mA ±10%				

\* The product is not available in countries where CE certification is necessary

**BEST-IN-CLASS**

RTS two-wire intercom beltacks are mechanically engineered to be rugged and dependable. Unique audio circuitry is perfect for either high- or low-noise environments while maintaining maximum voice intelligibility.



**BP-325**

Dual-Channel Binaural Programmable Beltack

The BP-325 is a portable beltack for use with RTS two-wire intercom systems. The BP-325 is a binaural, programmable two-channel beltack with program input capability. For use with a dynamic microphone only. The BP-325 consumes 65 to 85 mA of electrical current. Additional features include

- Call function allows the user to send or receive call signals to or from other devices on the intercom channel, including audible call alert on the listen side.
- Microprocessor controlled microphone kill detect – to mute open microphones that are injecting noise into the partyline.
- Powered externally via the intercom system power supply on channel 1.
- The BP-325 has both 4 and 5-pin XLR headset connections as standard.
- Housed in a rugged ABS enclosure.

**UNIVERSAL BELTPACKS**

The new beltack models BP-4000 and BP-5000 come in a new design and a plug & play concept helping rental companies and large broadcasters to improve their performance and save time and money in their day-to-day business.

**BP-4000**

Single-Channel Portable Beltack



**BP-5000**

Dual-Channel Portable Beltack



**BP-6000**

Dual-Channel Portable Beltack



## FEATURES

- **Intelligent power management** – Due to a reduced power consumption up to 40 daisy-chained beltacks can be powered by only one PS-20 power supply. A current pump circuit constantly monitors the cable length versus the actual current consumption to ensure the beltacks receive the voltage they need.
- **Enhanced talk button control** – Offers the choice between “always on”, “always off” or “switching”. In addition the beltack has a blinking call light.
- **Remote kill function** – Allows any user to send an inaudible “microphone kill signal” which instantly mutes every beltack mic in the partyline. This feature can be useful when a user inadvertently left the mic open. It is also possible to override the mic-kill function.
- **Voice guidance easy factory default reset** – Short voice prompts help the user navigating through the menu options eliminating the need to configure internal jumpers or switches. The devices can be easily reset to factory defaults.
- **Headset connectivity** – Both units are available with either 4- or 5-pin XLR headset connectors allowing for a wide range of headset options; both dynamic and electret headset microphones are supported.

## MENU SYSTEM

The BP-4000 and BP-5000 beltacks have multiple programming options and feature voice guidance for easy navigation. Voice prompts are spoken in English, all different menu functions explained:

- **Mode** – allows the user to select the system configuration
- **Talk Mode** – customizes the function of the talk button
- **Mic Gain** – adjusts the microphone amplifier setting
- **Sidetone Adjust** – adjusts how loud my voice is being heard in my headset
- **Incoming Call Beep** – enables or disables the call beep function
- **Channel Lock** – prevents users from listening to the wrong channel
- **Power** – to balance power draw in systems with many beltacks
- **Send Mic Kill** – mutes all microphones on the line to prevent unwanted background noise (not available in Clear-Com mode)
- **Mic Kill** – option to ignore a Mic Kill signal from another user (not available in Clear-Com mode)
- **LEDs** – option to dim the LEDs for all applications where light may be undesirable
- **Factory Reset** – restores all settings to their factory defaults

## HEADSET OPTIONS

The BP-4000 single channel beltack is available in three headset options: 4-pin female, 5-pin female, and 4-pin male. The BP-5000 dual channel beltack is available in two: 4-pin female and 5-pin female. The BP-6000 has 4-pin male headset connector only.



BP-4000 A4M



BP-4000 A4F



BP-4000 A5F



BP-5000 A4F



BP-5000 A5F



BP-6000 A4M

## IFB SYSTEM PERIPHERALS

Interrupt Fold Back (IFB) is a broadcast term used to describe the process of cueing on-air talent. RTS IFB equipment is designed with a modular approach that meets the needs of not only large television networks, but can also be configured for any one-way communication needs. With multiple program audio sources and individual or simultaneous interrupts, the RTS series of IFB and ISO products is perfect for any talent-cueing need.

The 4010 is a central IFB electronics station. It contains all necessary control functions and electronics, including line power, to provide an active link between the 4001 and 4002 control stations and the 4030 and IFB-325 user stations. Each 4010 can handle up to four user stations, and has a separate volume control for each one.

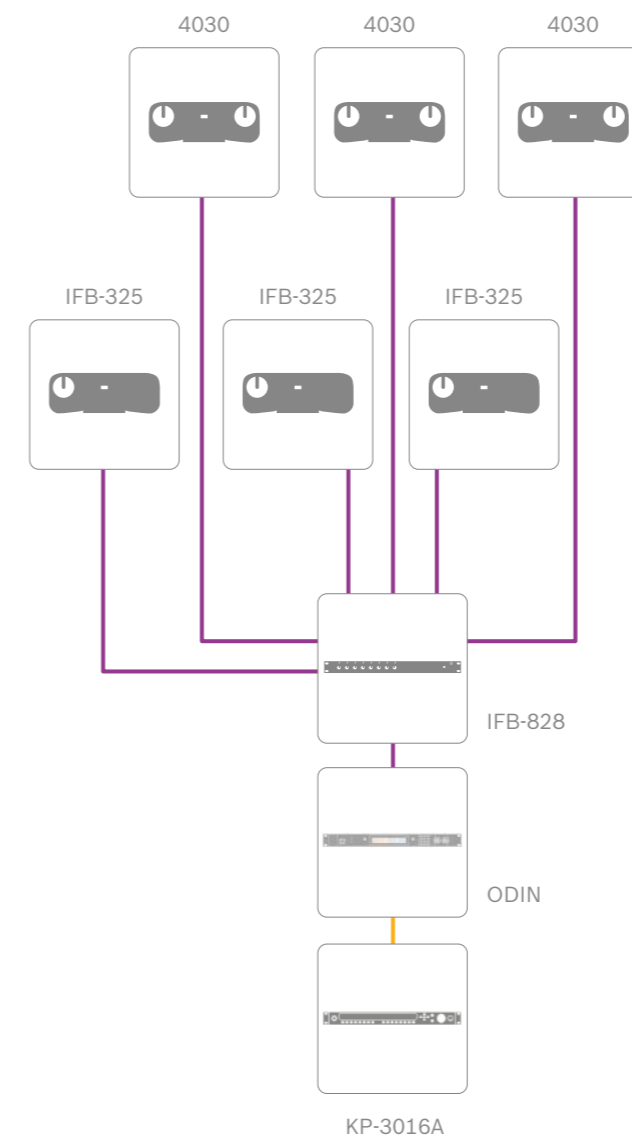
The IFB-828 interfaces up to eight 4030 or IFB-325 beltacks to any RTS digital matrix intercom system and provides power to the beltacks. The IFB-828 may also be used as a simple program interface to feed two separate program sources to each of eight 4030 beltacks (16 program sources to eight beltacks total).

The 4030 and IFB-325 are listen-only beltacks with two and one channels, respectively. The 4030 contains electronics to provide a stereo audio signal to the user. The IFB-325 provides a mono (either interrupt/non-interrupt selected via 4010) audio signal to the user. The 4030 and IFB-325 feature volume controls in extruded aluminum cases. For earset options see page 62.

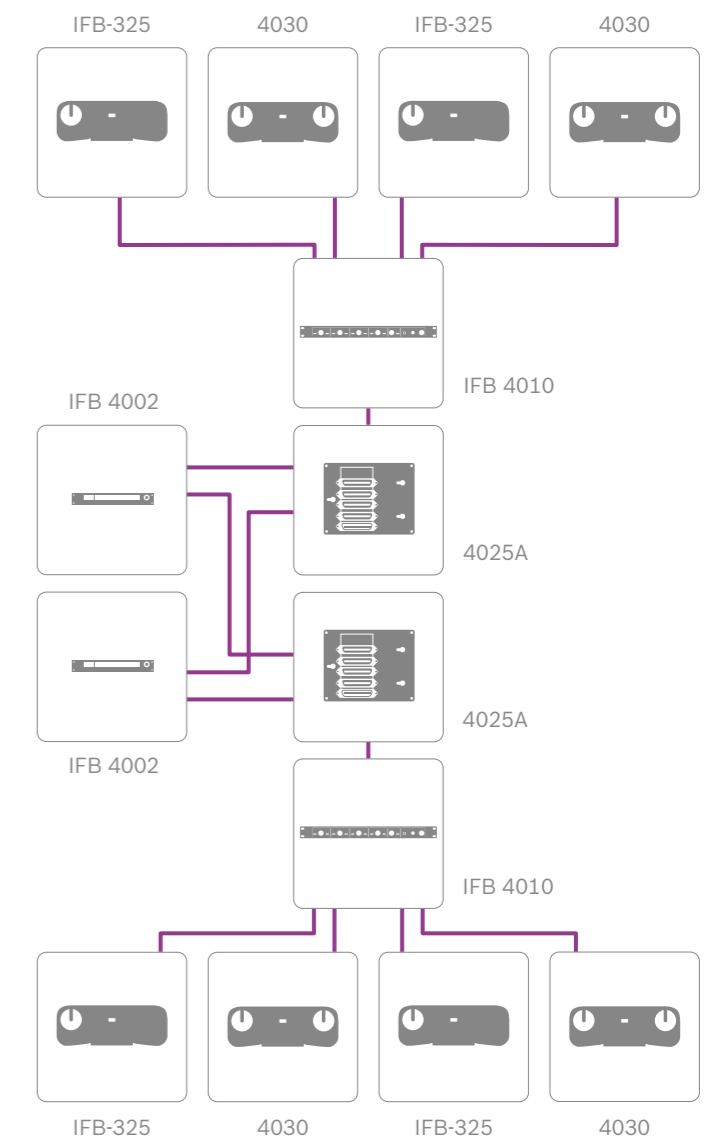
The 4001 and 4002 are IFB control stations with four and eight channels, respectively. Thus, the con-

trol stations separate talent feeds per channel plus one (4001) or two (4002) Stage Announce sends. The control stations feature two distinct audio sends per IFB channel for interrupt/non-interrupt or multiple program feeds. Each unit has illuminated switches, supports four priority levels and a gooseneck mic connector. An optional rack kit is also available. Requires one 4010 central IFB. The 4025A splitter is used to connect multiple control stations to the 4010. Two 4001 control stations can be connected to a single 4010, using the splitter. Similarly, two 4002 control stations can be connected to two 4010, using two splitters, as shown in the diagram below.

### Digital Matrix IFB System



### Partyline IFB System



## ACCESSORIES

RTS offers a full line of products to complete your communications system, including interfaces to partyline intercoms, cables, telephone lines and relays. Accessories also include control panels for IFB levels and assignments, panels for adjusting system audio levels, microphones and 4-wire beltpacks.

RTS two-wire intercom source assignment panel accessories are a key element in large, high-end RTS two-wire intercom partyline systems. With the ability to turn a standard 2-bus communications system into a 12 or more bus configuration, source assignment panels are vital to system expansion. Increasing the number of usable communication busses allows the system to be tailored to individual user needs.

### SAP-1626


2RU Source Assignment Panel



It assigns any one of 12 intercom channels and/or three program audio channels to 26 separate 2-channel user stations via convenient thumb-wheel switches. I/O provided via two 50-pin connectors. Normally used in conjunction with a BOP-220.

### BOP-220

3RU Breakout Panel,  
I/O Connector Transition Assembly



It provides a convenient interface between a SAP-1626 (25 pair 50-pin) and up to 20 user stations or strings of stations (3-pin XLR male).

### LMS-325\*

(Active) Line-Monitor  
Speaker Station



Part of RTS's unique modular packaging system. Features a full-range, 5 W speaker and power amp, dual-channel inputs from 2-wire or separate program inputs, and volume control. Packaged in 1/2 rack by 1RU metal housing for added durability and magnetically shielded for use near video monitors.

\*The product is not available in countries where CE certification is necessary

### MCP-90-x

**MCP-90-x** Electret Gooseneck  
Microphone

**MCP-90-0** 0" Gooseneck Microphone

**MCP-90-8** 8" Gooseneck Microphone

**MCP-90-12** 12" Gooseneck Microphone

**MCP-90-18** 18" Gooseneck Microphone



### SAP-612

Source Assignment Panel



It transforms a basic 2-bus intercom system into a 6-bus system via convenient slide switches. Provides six input channels and 12 2-channel 2-wire user station strings. I/O provided via two 1/4", three 3-pin XLR female and twelve 3-pin XLR male connectors. Contains XLR jacks for RTS power supply.

### MCS-325

Passive Modular Speaker




It can be combined with MCE-325 to provide speaker station operation. Packaged in 1/2 rack by 1RU metal housing for added durability.

## ACCESSORIES

### MCP-1

Mounting Bracket for  
Two Main Components




### MCP-2

Single Rackmount Kit



### MCP-3

Mounting Kit for One Main  
Component



### MCP-4

Tandem Mount Kit for Two  
Main Components



### CIA-1000\*

Call Light Indicator Assembly



\*The product is not available in countries where CE certification is necessary

### TW-5W

1 x 5 Dual-Channel 3-Pin XLR-  
Type Passive Splitter



### TW-7W

One XLR-3F into Seven  
XLR-3M Out



### 4022

1 x 2 25 pair, 50-pin passive  
splitter



### 4025A

1 x 4 50-pin passive splitter



## AUDIOCOM

Audio balanced intercom systems, utilizing industry-leading balanced audio system structure and highly configurable and expandable modular designs, are utilized in virtually every kind of application and venue throughout the world.

### MS-2002

Dual-Channel Master Station



### MS-4002\*

Four-Channel Master Station



### EMS-4001

Four-Channel Expansion Master Station

The master stations provide unique balanced audio design that allows users to utilize the longest 2-wire partyline cable runs in the industry. The master stations offer users the ultimate in performance and flexibility. Operators can utilize headset or speaker/mic operation and have full access to all intercom channels—both individually and as “all talk”. The master station users can also utilize innovative features such as the “remote mic kill” function to silence any open mic on the intercom channel so that extraneous noise can be eliminated, backlit lettered buttons for darkened environments and the ability to operate in an unbalanced mode to be completely Clear-Com compatible.

\*The product is not available in countries where CE certification is necessary

### SS1002

Single-Channel Speaker Station



The single-channel can be used as speaker station and/or headset station. Features include headset operation for noise reduction and privacy; dual-purpose level control, which adjusts both the speaker volume and the headset listen volume; “remote mic kill” receive enabled so an open mic can be silenced from any user or master station; and backlit buttons for darkened environments. Clear-Com compatible.

### PS4001

Four-Channel Power Supply



The PS4001 power supply supplies four isolated channels of intercom system phantom power to down line components. The PS4001 may be combined with an ES4000A expansion station to create additional intercom channels when using a US2002/PS2001L or US2000A/SPS2001 master station configuration. The PS4001 can also be used as a standalone power supply to provide power to four independent partyline channels. Rack mountable in a variety of modular configurations with one of several optional rack mount kits. Clear-Com compatible.

### BP 6000

Universal Beltpack



The BP-6000 is a portable user stations compatible with Audiocom and Clear-Com party line systems. The BP-6000 is a 2-channel beltpack equipped with a mode-sensing system configuration, meaning the beltpack determines what type of system it is installed into and configures itself according to the system.

# HEADSETS


## HEADSETS, HEADPHONES, EARSETS & ACCESSORIES



## ULTRA-LIGHTWEIGHT INTERCOM HEADSETS

### LH-300 / 302

Ultra-lightweight intercom headsets



The LH-300 / 302 family of headsets are lightweight, single-sided and double-sided headsets for the ultimate in day-long comfort. The LH-300 / 302 family features a high-quality audio with a semi-rigid, fully adjustable boom for precise positioning on right- or left-side. The heavy-duty wide band dynamic earphones with soft, pliable ear cushions and headband pads offer a comfortable and stable fit, isolation and extended frequency response. Available with several standard connectors including 4 and 5 pin male and female XLR and 3.5 mm audio jack to fit your specific application.

## LIGHTWEIGHT HEADSETS | PH LIGHTWEIGHT SERIES

The RTS lightweight headsets provide users with an ideal combination of functionality and comfort. The PH-44 and PH-88 models offer users an efficient and durable standard headset.



### PH-88

Single-sided Headset with Flexible Dynamic Boom Mic

The PH-88 headset is a lightweight, single-sided headset for great daylong comfort. The PH-88 features high quality dynamic earphones and a dynamic-noise cancelling microphone with a semi-rigid, fully adjustable boom for precise positioning. The high-quality wide band dynamic earphones offer high levels of fit, isolation and frequency response. Versions available include 4- or 5-pin male or female XLR connectors.



### PH-44

Dual-sided Headset with Flexible Dynamic Boom Mic

The PH-44 headset is a lightweight, dual-sided headset for great daylong comfort. The PH-44 features high quality dynamic ear phones and a dynamic noise-cancelling microphone with a semi-rigid, fully adjustable boom for precise positioning. The high-quality wide band dynamic earphones offer high levels of fit, isolation and frequency response. Versions available include 4- or 5-pin male or female XLR connectors.

## MEDIUM WEIGHT HEADSETS | PH SERIES

The PH Series of medium-weight intercom headsets is considered the industry standard by many users in all different applications. The PH Series features both durability and functionality. With weights between 11–13 oz, these headsets offers the ultimate in daylong comfort.



### PH-1

Single-sided Headset with Flexible Dynamic Boom Mic

The PH-1 is a medium weight, single-sided headset with foam-filled cushions that offer a light feel with moderate isolation from ambient noise. The dynamic noise-cancelling microphone is easily positioned with a unique ball joint for continuous adjustability. Available with 4- or 5-pin male or female XLR connectors.



### PH-2

Dual-sided Headset with Flexible Dynamic Boom Mic

The PH-2 headset is a dual-sided mono, medium weight, full cushion headset for the ultimate in daylong comfort. The headset has foam-filled cushions that offer a light feel with moderate isolation from ambient noise. The PH-2 features a high quality monaural dynamic earphone with a dynamic noise-cancelling microphone on an adjustable ball joint boom that can be positioned on either side of the head. Impedance 150/side  $\Omega$ .



### PH-3

Dual-sided Headset with Flexible Dynamic Boom Mic

The PH-3 is a medium weight, dual-sided stereo headset with foam-filled cushions that offer a light feel with moderate isolation from ambient noise. The dynamic noise-cancelling microphone is easily positioned with a unique ball joint for continuous adjustability. Impedance 300/side  $\Omega$ .

## MEDIUM WEIGHT HEADSETS | HR SERIES

The HR Series of medium-weight intercom headsets features a unique design that is both comfortable and functional. The HR Series provides users with a premium headset option loaded with features. The earcup and ergonomically designed headband provide added comfort through 3 unique pressure settings. This design also provides 21 dB of passive hearing protection. The cord comes terminated in either 4- or 5-pin XLR, male or female and can also be purchased unterminated for custom applications.



### HR-1

Single-sided Headset with Flexible Dynamic Boom Mic

The HR-1 is a single muff, medium-weight passive noise reduction headset with a dynamic noise-cancelling microphone. The ergonomic headband design distributes the ear cushion pressure evenly over the entire ear with no pressure points, ensuring hours of comfortable wear. An added advantage of this headset design is that it folds into compact form for ease of transport and storage. Additional versions are available including 4- or 5-pin male or female XLR connectors.



### HR-2

Dual-sided Headset with Flexible Dynamic Boom Mic

The HR-2 is a dual-sided, medium-weight passive noise reduction headset with a dynamic noise-cancelling microphone. The headset has a noise reduction rating of 21 dB; suitable for use in a moderately noisy environment. The HR-2 features our unique, soft padded headband for daylong comfort. Our ergonomic headset design distributes ear cushion pressure evenly over the entire ear with no pressure points, unlike conventional headsets. An added advantage of this headset design is that it folds into compact form for ease of transport and storage. Additional versions are available including 4- or 5-pin male or female XLR connectors.

## MONITOR HEADPHONES | LISTEN-ONLY HEADPHONES



### HR-1L & HR-2L

Medium-Weight, Listen-only Headphones

The HR-1L & HR-2L are medium-weight, noise reduction headphones with a noise reduction rating of 21 dB. The HR-1L is a single-sided headset while the HR-2L is a dual-sided headset. The headsets effectively reduce noise and are suitable for use in moderately noisy environments. All models feature a unique, soft padded headband design that distributes ear cushion pressure evenly over the entire ear with no pressure points, unlike conventional designs which apply more pressure on the bottom of the ear than the top. An added advantage of this design is that the headset folds into an extremely compact shape.

## UNDER HELMET



### PH-16

Dual-sided Headset with 24 dB, Flexible Dynamic Boom Mic

The PH-16 is a monaural headset with a noise-cancelling dynamic microphone. The PH-16 is designed to fit under a helmet with an environmental protection agency noise reduction rating (NRR) of 24 dB. The headset cord is terminated with a 4-pin XLR female connector. The dynamic receivers have special mounting which resist shock, vibration and acoustic feedback. The PH-16 ear cups are foam lined for added noise attenuation. The vented, foam-filled ear cushions combine comfort with good acoustic seal. For convenience and economy, the receivers and ear cushions are field repairable.

## ACCESSORIES



### HS-6A

Telephone-style PTT Handset with Metal Hanger Bracket

The HS-6A is a telephone-style handset that offers a push-to-talk switch, dynamic earphone and dynamic microphone. It is supplied with a metal hanger bracket for vertical storage and is compatible with most user stations. The HS-6A is terminated with an A4F plug. Available in white or black.

### Headsets Accessories


Model	Description
CC-1	Cover Cushion
C3	Ear Cushion, Black for PH-1, -2, -3
C-8	Ear Cushion for PH-44, -88
C-9	Ear Cushion for HR-1, -2
WS-2B	Windscreen for PH-44, -88
PT-400	PTT Kit Locking
AEF-3B	Nylon Earloop, Clear
ET-1B	Eartip, Clear
HE-15	Extension Cable
HE-30	Extension Cable

## EARSETS

The popular RTS earsets are precisely designed for inconspicuous listening while on camera. Used by nearly all major television networks and stations, we have surpassed industry standards. The extremely efficient miniature driver element requires only nominal operating power and enables the announcer to hear program cues while working with a live microphone. The units are also suitable for many other applications such as live theater script prompting.



## TYPICAL SET-UP



To provide optimum versatility, the announcer's earset is made up of interchangeable components that simply snap together. Users can construct a version of the announcer's earset that best suits their particular needs. Some popular combinations are available as a standard configuration; these are listed below.

### Complete Earsets



### Telethin Magnetic Receivers

<b>RTR-04</b>	15 Ω
<b>RTV-04</b>	125 Ω
<b>RTW-04</b>	500 Ω
<b>RTX-04</b>	1000 Ω
<b>RTY-04</b>	2000 Ω



Telethin Magnetic Receivers, available in 5 different impedances, permits choice of impedance for any application. For inconspicuous use, the receiver is extremely small and lightweight.



### Standard Telethin® Cord Sets

The standard earset system comes equipped with a 5', low luster gray or beige cord with a 1/4" connector. A variety of other cords with or without volume controls are available as components.



- CMT-95** Straight cord with sub-miniature straight connector
- CMT-98** Straight cord with straight miniature connector
- CMT-2** Straight cord with 1/4-inch connector



- CMT-92** Straight cord with right angle miniature connector
- CCX-2** Coiled cord with right angle miniature connector
- CCT-2** Coiled extended cord with 1/4" connector

### Eartubes

These inconspicuous clear plastic tubes carry the sound effectively from a RTS Telethin receiver to the talent's ear without revealing the cord to the camera. The clear tubes are available in 3 versions. All connect easily to a RTS eartip, earcone or any size earmold and have a handy clothing clip to secure the system in place.



- ET2** Coiled acoustic eartube with clothing clip for use with earmolds or eartip
- ET4** Coiled acoustic eartube with clothing clip for use with earcones — comes with one each — S, M & L earcones
- ET3** Straight acoustic eartube with clothing clip for use with earmolds or eartip

### Earmolds/Earcones/Eartips

For maximum comfort and convenience, three pliable earmolds (S, M & L) are available for either the left or right ear. The Telethin receiver easily attaches into the earpiece directing sound into the ear canal and limiting ambient noise.

- |                 |   |                                   |                 |   |
|-----------------|---|-----------------------------------|-----------------|---|
| <b>Earmolds</b> | <b>EML-1R</b><br>Large, right ear   | <b>EML-2L</b><br>Large, left ear  | <b>Earcones</b> | <b>BT-4</b><br>Bag of 5 large earcones for use with ET-4                        |
|                 | <b>EMM-1R</b><br>Medium, right ear  | <b>EMM-2L</b><br>Medium, left ear |                 | <b>BT-3</b><br>Bag of 5 medium earcones for use with ET-4                       |
|                 | <b>EMS-1R</b><br>Small, right ear   | <b>EMS-2L</b><br>Small, left ear  |                 | <b>BT-2</b><br>Bag of 5 small earcones for use with ET-4                        |
| <b>Eartips</b>  | <b>ET-1B</b><br>Eartip, soft silicone tip, clear colored, with metal plug |                                   |                 | <b>BT-1</b><br>Bag of 25 replacement eartips, clear colored, for use with ET-1B |

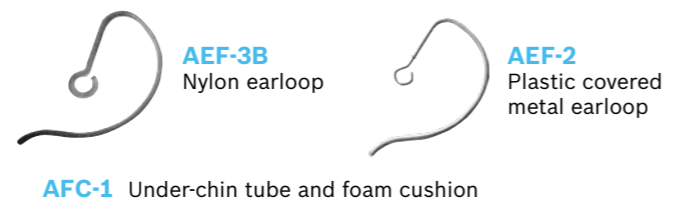
### Cords

The cords with in-line volume control are equipped with clothing clips for out of sight, waist-level positioning. To avoid loss of cues, the volume control will not shut off completely.



### Earloops

The nylon or plastic covered metal earloop holds the eartip or receiver in place on the ear.

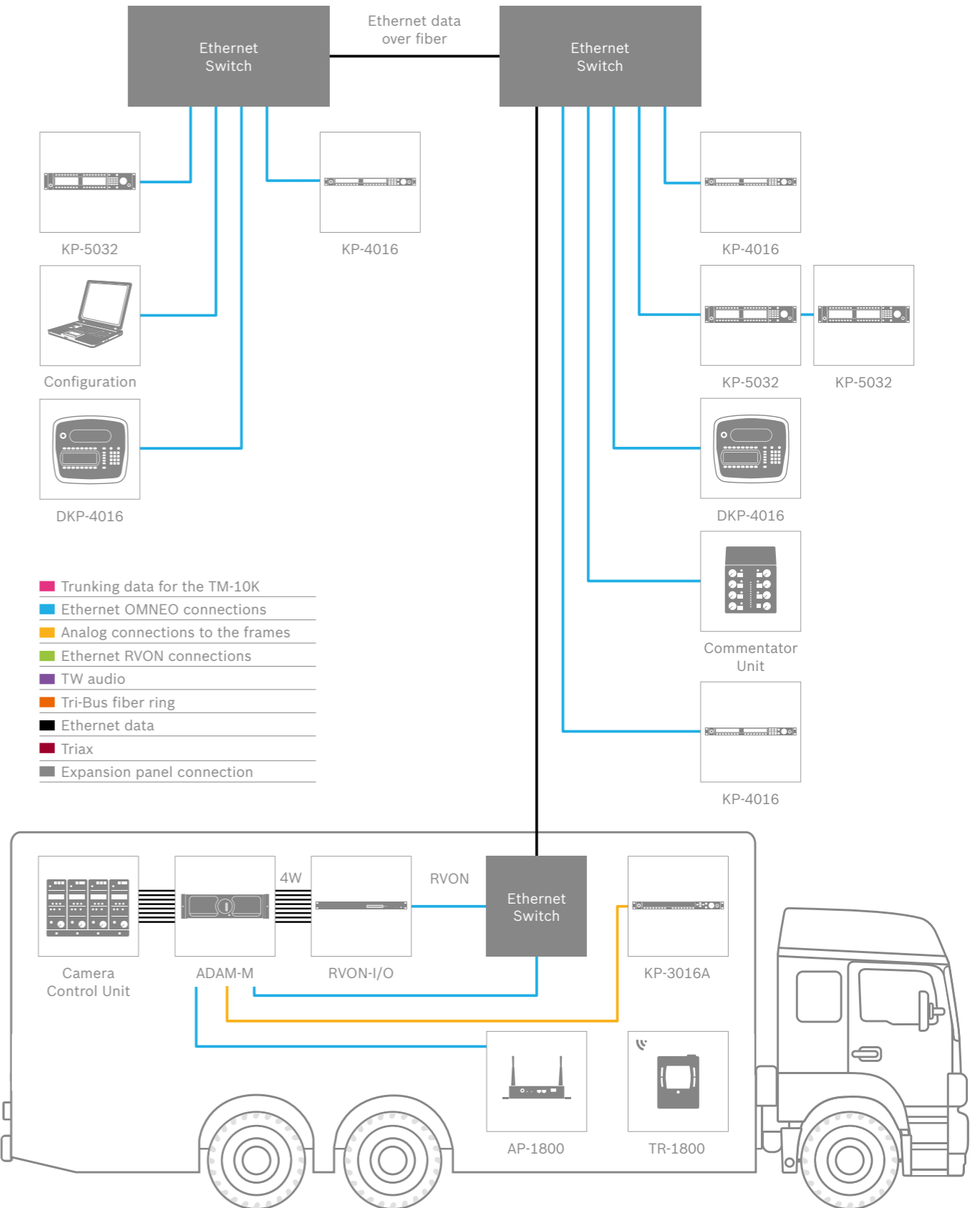


**AFC-1** Under-chin tube and foam cushion

# APPLICATIONS

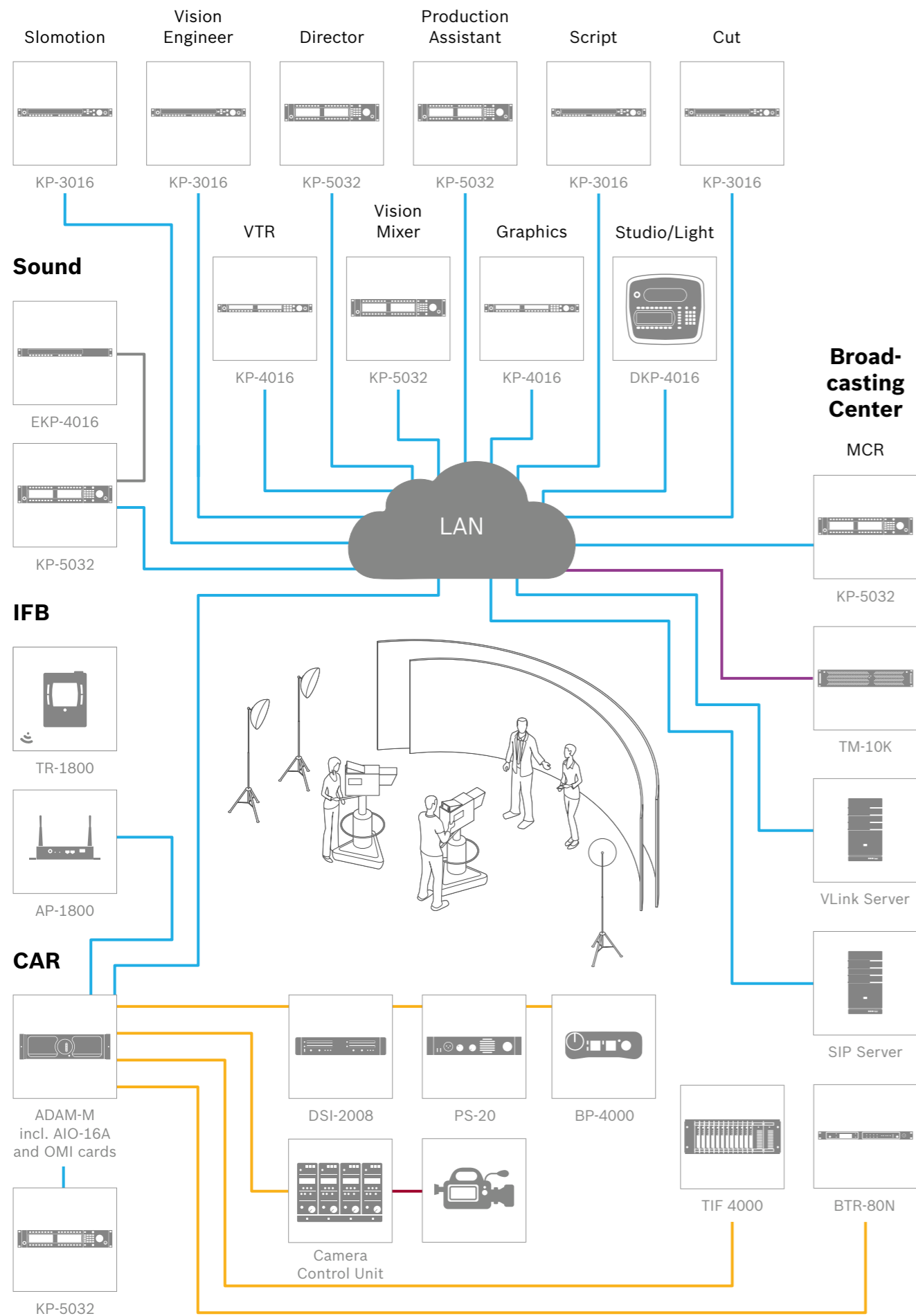
## A VARIETY OF SYSTEMS SOLUTIONS

### OB VAN

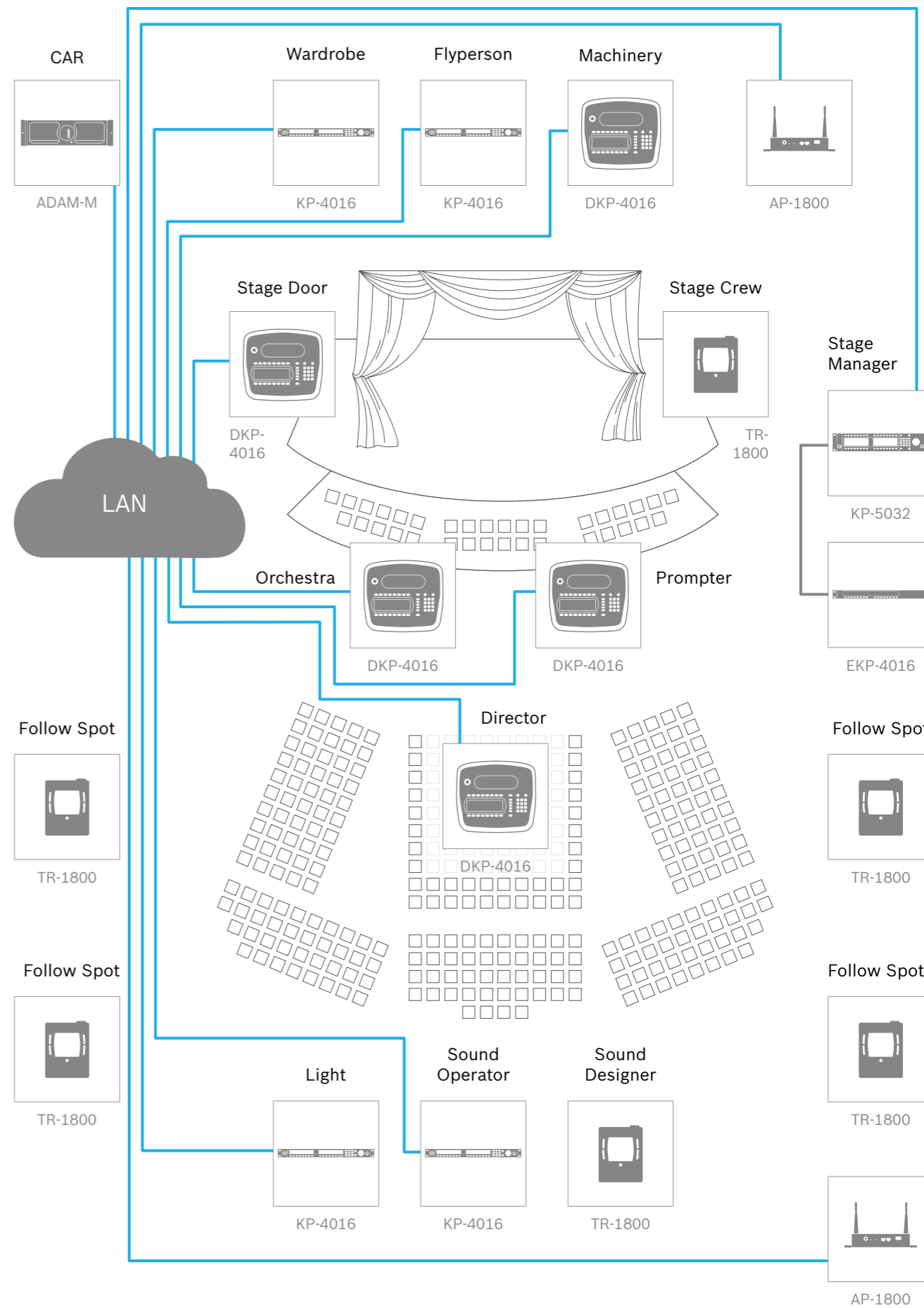


# STUDIO

## Vision Control



# THEATRE



# PRODUCT SPECIFICATIONS

## 19" Rackmount Products

Product	Height	Depth	Weight	Color
4010	1RU	15" (38.1 cm)	10.74 lb (4.87 kg)	Grey
4012	3RU	5.06" (12.86 cm)	3.72 lb (1.69 kg)	Silver
ADAM	7RU	21" (53.34 cm)	48 lb (21.77 kg)	Grey
ADAM-M	3RU	21" (53.34 cm)	22.05 lb (10.00 kg)	Duotone
BOP-220	3RU	5" (12.7 cm)	2.43 lb (1.1 kg)	Silver
EKP-3016	1RU	3.25" (9.85 cm)	3.00 lb (1.36 kg)	Duotone
EKP-4016	1RU	3.25" (9.85 cm)	2.95 lb (1.34 kg)	Duotone
EKP-4016 PB	1RU	3.25" (9.85 cm)	2.97 lb (1.35 kg)	Duotone
FMI-4	1RU	7.87" (20.0 cm)	5.9 lb (2.7 kg)	Duotone
FMI-8	1RU	7.87" (20.0 cm)	5.9 lb (2.7 kg)	Duotone
GPIO-16	1RU	7" (17.78 cm)	5.48 lb (2.49 kg)	Grey
ICP-2000	1RU	0.75" (1.91 cm)	0.89 lb (0.4 kg)	Black
IFB-828	1RU	7" (17.78 cm)	8.84 lb (4.01 kg)	Grey
KP-3016	1RU	3.88" (9.85 cm)	3.35 lb (1.52 kg)	Duotone
KP-3016A	1RU	3.88" (9.85 cm)	3.35 lb (1.52 kg)	Duotone
KP-5032	2RU	3.88" (9.85 cm)	4.89 lb (2.22 kg)	Duotone
KP-5032 PB	2RU	3.88" (9.85 cm)	4.85 lb (2.20 kg)	Duotone
KP-4016	1RU	3.88" (9.85 cm)	3.5 lb (1.58 kg)	Duotone
KP-4016 PB	1RU	3.88" (9.85 cm)	3.46 lb (1.57 kg)	Duotone
LCP-102	2RU	7.13" (18.1 cm)	8.28 lb (3.76 kg)	Black or Grey
MDA-100	1RU	8.5" (21.59 cm)	7.38 lb (3.35 kg)	Grey
ODIN	1RU	14.3" (36.35 cm)	11.5lb (5.2 kg)	Grey
PAP-5032	2RU	3.88" (9.85 cm)	4.89 lb (2.22 kg)	Duotone
RVON-I/O	1RU	8" (20.32 cm)	3.7 lb (1.67 kg)	Grey
SAP-1626	2RU	9.8" (24.89 cm)	10 lb (4.54 kg)	Grey
SAP-612	1RU	8" (20.32 cm)	4.52 lb (2.05 kg)	Grey
SIP-ISDN	1RU	8.5" (21.59 cm)	3 lb (1.36 kg)	Duotone
SWP-2000	1RU	5.75" (14.61 cm)	4.6 lb (2.09 kg)	Black
TIF-4000	4RU	13" (33.02 cm)	28.45 lb (12.9 kg)	Grey
TM-10K	2RU	12" (30.48 cm)	26.78 lb (12.15 kg)	Black

## Half-rack form factor

The following products require a rack mount kit to be installed into a standard 19" rack.

Product	Height	Depth	Weight	Color
DSI-2008	1RU	8.25" (20.96 cm)	2.9 lb (1.32 kg)	Grey
LMS-325	1RU	8" (20.32 cm)	2.76 lb (1.25 kg)	Grey
MCE-325	1RU	8" (20.32 cm)	4.5 lb (2.04 kg)	Grey
MCS-325	1RU	8.25" (21 cm)	2.52 lb (1.14 kg)	Grey
MRT-327	1RU	9" (22.86 cm)	2.75 lb (1.25 kg)	Grey
PS-20	1RU	8.56" (21.75 cm)	5 lb (2.27 kg)	Grey
RM-325	1RU	8" (20.32 cm)	2.75 lb (1.25 kg)	Grey
SSA-324*	1RU	8.25" (20.96 cm)	2.7 lb (1.22 kg)	Grey
TIF-2000A	1RU	8.25" (20.96 cm)	2.25 lb (1.13 kg)	Grey

\*SSA-324 is only available in the 110V version

## Wireless DECT Products

Overall	TR-1800 (EU)	TR-1800 (NA)	AP-1800 (EU)	AP-1800 (NA)
Function	Beltpack (BP)		Access Point (AP)	
RF Frequency Range MHz	1880 – 1900	1920-1930	1880 – 1900	1920 – 1930
RF Standard	DECT			
RF range, typical	50 – 75 m indoor, 150 – 200 m outdoor			
Voice Codecs	G.722 (wideband) / G.726 (narrowband)			
Voice latency (ms)	Approx 40 ms BP to BP; 30 ms BP to matrix and matrix to BP			
Product Dimensions mm (W x H x D)	102 x 124 x (42 w/o clip, 59 w. clip)		195 x 138 x 39	
Product Weight kg	0.349 w. clip & batt.		0.442 w. antennas	
Shipping Dimensions mm (W x H x D)	244 x 99 x 144		287 x 99 x 194	
Shipping Weight	0.68 kg (1.50 lbs)		0.86 kg (1.90 lbs)	
IP-rating	IP-52		Indoor only	
Frequency Response	300 – 7000 Hz (G.722), 300 – 3500 Hz (G.726)			

### Beltpack TR-1800

Roaming	Full, automatic
Max BPs / AP	5 (G.722), 10 (G.726)
Max BPs / system	40
Headset	5-pin female XLR
Battery	7.4 V
Battery time	17 hours
Keys for talk/listen	4x2 + reply & clear
User interface	Icons plus text
Languages	English, French, Spanish, Arabic, Mandarin, Russian, Portuguese, German, Italian, Polish
Menu keys	4
Screen	320x240 pixel color LCD
Call Waiting Window	monochrome
Antenna arrangement	Dual, internal

### Access Point AP-1800

Audio, AP to matrix	OMNEO
Max APs / system	10
Typical power, W	6,5
Antenna type	Detachable, adjustable
Characteristics	3dBi gain, omni-directional
Mounting	Surface or pole (w clamp)
Voltage	12 V DC, external

## Wireless Partyline Products

Overall	BTR-80N	BTR-800	BTR-700	BTR-240
RF Frequency Range	482–722 MHz (TV 16 to TV 36 and TV 38 to TV 52)	470–608 MHz, 614–722 MHz in 18 MHz TX and RX bands	470–608 MHz, 614–722 MHz in 18 MHz TX and RX bands	North America: 2.412 to 2.462 GHz Europe: 2.412 to 2.472 GHz
Power Requirement	(AC and DC) 100–240 VAC, 50–60 Hz, 12–15 Volts DC	100-240 VAC, 50–60 Hz, IEC receptacle	100-240 VAC, 50–60 Hz, IEC receptacle	12–15 VDC, 1.5 Amps
Product Dimensions (W x H x D)	19.0" x 1.72" x 14.0" (48.3 x 4.4 x 35.6 cm)	19.0" x 1.72" x 14.0" (48.3 x 4.4 x 35.6 cm)	19.0" x 1.72" x 14.0" (48.3 x 4.4 x 35.6 cm)	1RU, 7.5" L x 19" W x 1.75" H (19.1 x 48.3 x 4.5 cm)
Product Weight	7.28 lb (3.3 kg)	7.14 lb (3.24 kg)/ 6.97 lb (3.16 kg)	7.14 lb (3.24 kg)/ 6.97 lb (3.16 kg)	3.48 lb (1.58 kg)
Shipping Dimensions (W x H x D)	22.0" x 5.0" x 16.5" (55.9 x 12.7 x 41.9 cm)	17.0" x 5.0" x 23.0" (43.2 x 12.7 x 58.4 cm)	17.0" x 5.0" x 23.0" (43.2 x 12.7 x 58.4 cm)	23.6" x 13.3" x 5.53" (59.9 x 33.8 x 14.0 cm)
Shipping Weight	11 lb (4.9 kg)	11.68 lb (5.3 kg)/ 10.58 lb (4.8 kg)	11.68 lb (5.3 kg)/ 10.58 lb (4.8 kg)	7.7 lb (3.5 kg)
FCC ID	B5DM528	B5DM514/ B5DM516	B5DM514/ B5DM516	B5DM532
EC Declaration of Conformity: Eligible to bear CE mark	BTR-80N	BTR-700 BTR-800	BTR-700 BTR-800	BTR-240
Frequency response	300 Hz – 5 kHz	300 Hz – 8 kHz	300 Hz – 8 kHz	350 Hz – 3 kHz
Four Wire Input	Level adjustable (2 Vrms typical)	Level adjustable (2 Vrms typical)	Level adjustable (2 Vrms typical)	Level adjustable (2 Vrms typical)
Four Wire Output	Level adjustable (2 Vrms typical)	Level adjustable (2 Vrms typical)	Level adjustable (2 Vrms typical)	Level adjustable (2 Vrms typical)
Audiocom Intercom	Level adjustable (1 Vrms typical) Line impedance 300 Ω	Input/output level adjustable (1 Vrms typical) Line impedance 300 Ω	Input/output level adjustable (1 Vrms typical) Line impedance 300 Ω	Level adjustable (0.775 Vrms typical)
RTS Intercom	Level adjustable (0.775 Vrms typical) Line impedance 200 Ω	Input/output level adjustable (0.775 Vrms typical) Line impedance 200 Ω	Input/output level adjustable (0.775 Vrms typical) Line impedance 200 Ω	Level adjustable (1 Vrms typical)
Clear-Com Intercom	Level adjustable (1 Vrms typical) Line impedance 200 Ω	Input/output level adjustable (1 Vrms typical) Line impedance 200 Ω	Input/output level adjustable (1 Vrms typical) Line impedance 200 Ω	Level adjustable (1 Vrms typical)
Auxiliary Input	Adjustable (2 Vrms typical)	Adjustable (2 Vrms typical)	Adjustable (2 Vrms typical)	Level adjustable (2 Vrms typical)
Auxiliary Output	Adjustable (2 Vrms into 600 Ω)	Adjustable (2 Vrms typical into 600 Ω (at rated deviation)	Adjustable (2 Vrms typical into 600 Ω (at rated deviation)	Level adjustable (2 Vrms typical into 600 Ω)
Stage Announce Output	Adjustable (2 Vrms typical at rated deviation into 600 Ω)	Internally adjustable (1 Vrms typical at rated deviation into 100 K Ω / N/A)	Internally adjustable (1 Vrms typical at rated deviation into 100 K Ω / N/A)	N/A
Stage Announce Relay	Dry contact, rated at 1 Amp, 24 V Max	Dry contact, rated at 1 Amp, 24 V Max	Dry contact, rated at 1 Amp, 24 V Max	N/A

## Transmitter

Type	Two synthesized transmitters, 712 channels each	Synthesized, 720 channels	Synthesized, 720 channels	802.11b, up to 13 channels depending on location
Transmit Power	249 mW – 10 mW	100 mW Max (High), 10 mW (Normal)/50 mW Max (High) 5 mW (Normal)	100 mW Max (High), 10 mW (Normal)/50 mW Max (High) 5 mW (Normal)	North America: 200 mW Europe: 70 mW
Microphone Audio Input	30–3500 Ω	30–3500 Ω	30–3500 Ω	30–3500 Ω

## Receiver

Type	Triple conversion superheterodyne, four independent IF's, 712 channels each	Dual conversion superheterodyne, synthesized, FM, 720 channels	Dual conversion superheterodyne, synthesized, FM, 720 channels	802.11b, up to 13 channels depending on location
RF Sensitivity	<0.8 μV for 12 dB SINAD	<0.8 μV for 12 dB SINAD	<0.8 μV for 12 dB SINAD	N/A
IF Selectivity	3 dB at 230 kHz	3 dB at 230 kHz	3 dB at 230 kHz	N/A
Squelch Quieting	90 dB	95 dB	95 dB	N/A
Distortion	1% at full deviation	<1% at full deviation	<1% at full deviation	N/A
Local Headset Output	40 mW output into 600 Ω	40 mW output into 600 Ω (1% Distortion)	40 mW output into 600 Ω (1% Distortion)	100 mWrms into 300 Ω

## Wireless Partyline Products

Overall	TR-80N/TR-82N	TR-825/TR-800	TR-700	TR-240
RF Frequency Range	482–722 MHz (TV 16 to TV 36 and TV 38 to TV 52)	470–608 MHz, 614–722 MHz in 18 MHz TX and RX bands	470–608 MHz, 614–722 MHz in 18 MHz TX and RX bands	North America: 2.412 to 2.462 GHz Europe: 2.412 to 2.472 GHz
Power Requirement	6 AA cells, alkaline (NiMH optional)	6 AA cells, alkaline (NiMH optional)	6 AA cells, alkaline (NiMH optional)	Lithium Ion Rechargeable Battery, 7.5 VDC
Typical Battery Life Alkaline	14 hours (continuous duty)/ 11 hours (continuous duty)	11 hours (continuous duty)/ 14 hours (continuous duty)/ 14 hours (continuous duty)	11 hours (continuous duty)/ 14 hours (continuous duty)/ 14 hours (continuous duty)	N/A
Typical Battery Life Nickel Metal Hydride (1500 mAh)	14 hours (continuous duty)/ 11 hours (continuous duty)	11 hours (continuous duty)/ 14 hours (continuous duty)/ 14 hours (continuous duty)	11 hours (continuous duty)/ 14 hours (continuous duty)/ 14 hours (continuous duty)	N/A
Product Dimensions (W x H x D)	3.75" x 5.05" x 1.65" (9.5 x 12.8 x 4.2 cm)/ 3.75" x 5.35" x 2.02" (9.5 x 13.5 x 5.1 cm)	3.75" x 5.35" x 2.02" (9.5 x 13.5 x 5.1 cm)/ 3.75" x 5.05" x 1.65" (9.5 x 12.8 x 4.2 cm)/ 3.75" x 5.05" x 1.65" (9.5 x 12.8 x 4.2 cm)	3.75" x 5.35" x 2.02" (9.5 x 13.5 x 5.1 cm)/ 3.75" x 5.05" x 1.65" (9.5 x 12.8 x 4.2 cm)/ 3.75" x 5.05" x 1.65" (9.5 x 12.8 x 4.2 cm)	1.75" L x 3.75" W x 5.25" H (4.5 x 9.5 x 13.3 cm)
Product Weight	1.81 lb (0.82 kg)/ 1.94 lb (0.88 kg)	21 oz (0.60 kg) with alkaline batteries/ 15 oz (0.43 kg) with alkaline batteries/ 16 oz (0.45 kg) with alkaline batteries	21 oz (0.60 kg) with alkaline batteries/ 15 oz (0.43 kg) with alkaline batteries/ 16 oz (0.45 kg) with alkaline batteries	12.9 oz (0.37 kg)
Shipping Dimensions (W x H x D)	13.75" x 3.75" x 6.5" (34.9 x 9.5 x 16.5 cm)	7.0" x 4.0" x 14.0" (17.8 x 10.2 x 35.6 cm)	7.0" x 4.0" x 14.0" (17.8 x 10.2 x 35.6 cm)	7.0" x 4.0" x 14.0" (17.8 x 10.2 x 35.6 cm)
Shipping Weight	3.31 lb (1.5 kg)/ 3.52 lb (1.6 kg)	1.37 lb (0.62 kg)/ 1.32 lb (0.60 kg)/ 1.26 lb (0.57 kg)	1.37 lb (0.62 kg)/ 1.32 lb (0.60 kg)/ 1.26 lb (0.57 kg)	1.37 lb (0.62 kg)
FCC ID	B5DM530/ B5DM531	B5DM517/ B5DM515/ B5DM515	B5DM517/ B5DM515/ B5DM515	None Required
EC Declaration of Conformity: Eligible to bear CE mark	TR-80N TR-82N	TR-700 TR-800 TR-825	TR-700 TR-800 TR-825	TR-240

## Transmitter

Type	Two synthesized transmitters, 712 Channels Each	Synthesized, 720 channels	Synthesized, 720 channels	
Transmit Power	100 mW – 5 mW	50 mW Max (Auto-power reduction when close to base)	50 mW Max (Auto-power reduction when close to base)	50 mW
Microphone Audio Input	30–3500 Ω	30–3500 Ω	30–3500 Ω	30–3500 Ω

## Receiver

Type	Triple conversion superheterodyne, four independent IF's, 712 channels each	Two, dual conversion superheterodyne, synthesized, FM, 720 channels/ dual conversion superheterodyne, synthesized, FM, 720 channels/ dual conversion superheterodyne, synthesized, FM, 720 channels	Two, dual conversion superheterodyne, synthesized, FM, 720 channels/ dual conversion superheterodyne, synthesized, FM, 720 channels/ dual conversion superheterodyne, synthesized, FM, 720 channels	802.11 B, up to 13 channels depending on location
RF Sensitivity	<0.8 μV for 12 dB SINAD	<0.8 μV for 12 dB SINAD/ <0.7 μV for 12 dB SINAD/ <0.7 μV for 12 dB SINAD	<0.8 μV for 12 dB SINAD/ <0.7 μV for 12 dB SINAD/ <0.7 μV for 12 dB SINAD	N/A
IF Selectivity	3 dB at 230 kHz	3 dB at 230 kHz	3 dB at 230 kHz	N/A
Squelch Quieting	90 dB	95 dB	95 dB	N/A
Distortion	1% at full deviation	<1% at peak level	<1% at peak level	N/A
Local Headset Output	40 mW output into 600 Ω	40 mW output into 600 Ω (1% Distortion)	40 mW output into 600 Ω (1% Distortion)	70 mWrms into 300 Ω

Licensing of this equipment is the User's responsibility and ability to license depends on the User's classification, User's application and frequency selected.

## Non-Rackmount Products

Product	Form Factor	Height	Width	Depth	Weight	Color
4030	Beltpack	1.5" (3.8 cm)	3.75" (9.53 cm)	1.8" (4.57 cm)	0.67 lb (0.3 kg)	Grey
ARNI G2	Other*	1.7" (4.31 cm)	5.27" (13.38 cm)	3.71" (9.42 cm)	1.30 lb (0.45 kg)	Silver
BP-325	Beltpack	5" (12.7 cm)	3.75" (9.53 cm)	2.05" (5.21 cm)	0.5 lb (0.23 kg)	Black or Grey
BP-4000	Beltpack	5" (12.7 cm)	3.75" (9.5 cm)	1.6" (4.0 cm)	0.75 lb (0.34 kg)	Black
BP-5000	Beltpack	5" (12.7 cm)	3.75" (9.5 cm)	1.6" (4.0 cm)	0.75 lb (0.34 kg)	Black
BP-6000	Beltpack	5" (12.7 cm)	3.75" (9.5 cm)	1.6" (4.0 cm)	0.75 lb (0.34 kg)	Black
CIA-1000 Front	Rackmount or Desktop	1RU	8.19" (20.8 cm)	5.56" (14.13 cm)	0.94 lb (0.43 kg)	Grey
CIA-1000 Top	Desktop	2" (5.08 cm)	8.19" (20.8 cm)	5.25" (13.34 cm)	0.94 lb (0.43 kg)	Grey
CM-300L	Console Mount	2.75" (6.99 cm)	6.25" (15.88 cm)	6.4" (16.26 cm)	1.2 lb (0.54 kg)	Grey
DKP-4016	Desktop	3.60" (9.15 cm)	10.63" (27.01 cm)	9.35" (23.76 cm)	3.70 lb (1.68 kg)	Duotone
DKP-4016W	Wallmount	3.60" (9.15 cm)	10.63" (27.01 cm)	9.35" (23.76 cm)	3.70 lb (1.68 kg)	Duotone
DKP-3016	Desktop	3.60" (9.15 cm)	10.63" (27.01 cm)	9.35" (23.76 cm)	3.59 lb (1.63 kg)	Duotone
DKP-3016W	Wallmount	3.60" (9.15 cm)	10.63" (27.01 cm)	9.35" (23.76 cm)	3.59 lb (1.63 kg)	Duotone
ICW-6	Wallmount	5.13" (13.02 cm)	5.13" (13.02 cm)	3.5" (8.9 cm)	1.74 lb (0.79 kg)	Black
IFB-325	Beltpack	1.5" (3.8 cm)	3.75" (9.53 cm)	1" (2.54 cm)	1 lb (0.45 kg)	Grey
SPK-300L	Desktop	4" (10.16 cm)	8" (20.32 cm)	8" (20.32 cm)	3.5 lb (1.59 kg)	Grey
WKP-1	Wallmount	4.6" (11.6 cm)	4.5" (11.4 cm)	2.53" (6.4 cm)	0.76 lb (0.35 kg)	White
WM-300L	Wallmount	4.5" (11.43 cm)	4.5" (11.43 cm)	1.81" (4.6 cm)	0.56 lb (0.25 kg)	Grey
WMS-300L	Wallmount	4.5" (11.43 cm)	8" (20.32 cm)	1.75" (4.45 cm)	1 lb (0.45 kg)	Grey

\*separate shelf available for rackmount application

## Software Products

Product	Function
Control Software Package	Advanced control & configuration functions for KP-Series keypanels <sup>1</sup>
Audio Software Package	Voice messaging and enhanced audio features for KP-Series keypanels <sup>1</sup>
RVON Codec for KP-Series	RTS Voice Over Network (RVON) for KP-Series keypanels <sup>2</sup>
SIP-Server	SIP telephony interface for ADAM & ADAM-M matrices <sup>3</sup>
Optocore Control Software	Control Software Package for FMI-4 and FMI-8
AZedit	RTS Matrix Control Software
IPedit	Configuration Software for RVON & OMNEO Devices
RestrictEdit	Access Management Software
Trunk Edit Software	GUI for programming TM-10K trunking devices
Trunk Supervisor Software	Trunking System Management Application

<sup>1</sup> Cannot be installed on the KP-3016 or KP-3016A

<sup>2</sup> Cannot be installed on KP-3016A

<sup>3</sup> Requires a server, contact your local sales representative

## Headsets

Product	Type	Microphone sensitivity (re: 1V/Pa @ 1KHz)	Microphone frequency response	Microphone impedance	Speaker sensitivity	Speaker frequency response	Speaker impedance	Connector Termination	Cord length	Weight (not including cord)
LH-300-DM	Single Side, Dynamic Microphone	-63 dB	200Hz - 6.5KHz	2000	99 dB	200 Hz - 10KHz	3000	Available in 4 or 5 pin Male XLR, 4 pin Female XLR or stripped wire	6ft (1.8M)	- 2.6oz (74g)
LH-300-EM	Double Side, Electret Microphone	-41 dB	200Hz - 10KHz	2.2K	99 dB	200 Hz - 10KHz	3000	4 conductor 3.5mm plug	6ft (1.8M)	- 2.6oz (74g)
LH-302-DM	Double Side, Dynamic Microphone	-63 dB	200Hz - 6.5KHz	2000	99 dB	200 Hz - 10KHz	1500 (4 pin models), 3000 (5 pin models)	Available in 4 or 5 pin Male XLR, 4 or 5 Female XLR or stripped wire	6ft (1.8M)	- 3.4oz (96g)
LH-302-EM	Double Side, Electret Microphone	-41 dB	200Hz - 10KHz	2.2K	99 dB	200 Hz - 10KHz	3000	4 conductor 3.5mm plug	6ft (1.8M)	- 3.4oz (96g)
LH-302-L	Double Side, Headphone	N/A	N/A	N/A	99 dB		1500	2 conductor 6.3mm plug	6ft (1.8M)	- 2.9oz (82g)
PH-88	Single Side, Dynamic Microphone	-65 dB	200Hz - 6.5KHz	2000	109 dB	100 Hz - 7KHz	3000	Available in 4 or 5 pin Male XLR, 4 pin Female XLR, dual 3.5mm plug	5.5ft (1.7M)	- 2.5oz (71g)
PH-88E	Double Side, Dynamic Microphone	-65 dB	200Hz - 6.5KHz	2000	109 dB	100 Hz - 7KHz	3000	4 pin Female XLR	2ft (0.6M), 12ft (3.7M) extended	- 2.5oz (71g)
PH-85	Single Side, Dynamic Microphone	-65 dB	200Hz - 6.5KHz	2000	109 dB	100 Hz - 7KHz	3000	4 conductor 3.5mm plug	9ft (2.7M)	- 2.5oz (71g)
PH-44	Double Side, Dynamic Microphone	-65 dB	200Hz - 6.5KHz	2000	109 dB	100 Hz - 7KHz	1500 (4 pin models), 3000 (5 pin models)	Available in 4, 5 or 6 pin Male XLR, 4 or 5 Female XLR, dual 3.5mm plug or stripped wire	5.5ft (1.7M)	- 3oz (85g)
PH-1	Single Side, Dynamic Microphone	-65 dB	200Hz - 6KHz	2000	95 dB	100 Hz - 10KHz	3000	Available in 4 or 5 pin Male XLR, 4 pin Female XLR or stripped wire	5.5ft (1.7M)	- 11oz (312g)
PH-2	Double Side, Dynamic Microphone	-65 dB	200Hz - 6KHz	2000	95 dB	100 Hz - 10KHz	1500	Available in 4 pin Male XLR, 4 pin Female XLR or stripped wire	5.5ft (1.7M)	- 13oz (366g)
PH-3	Double Side, Stereo, Dynamic Microphone	-65 dB	200Hz - 6KHz	2000	95 dB	100 Hz - 10KHz	3000 per side	Available in 4 or 5 pin Male XLR	5.5ft (1.7M)	- 13oz (366g)
HR-1	Single Side, Dynamic Microphone	-65 dB	150Hz - 8KHz	2000	95 dB	100Hz - 3KHz	3000	Available in 4 or 5 pin Male XLR, 4 pin Female XLR or stripped wire	5ft (1.5M)	- 11oz (312g)
HR-1L	Single Side, Headphone	N/A	N/A	N/A	95 dB	100Hz - 3KHz	3000	Stripped wire (no connector)	5ft (1.5M)	- 11oz (312g)
HR-2	Double Side, Dynamic Microphone	-65 dB	150Hz - 8KHz	2000	95 dB	100Hz - 3KHz	1500 (4 pin models), 3000 (5 pin models)	Available in 4 or 5 pin Male XLR, 4 or 5 Female XLR or stripped wire	5ft (1.5M)	- 15oz (425g)
HR-2L	Double Side, Headphone	N/A	N/A	N/A	95 dB	100Hz - 3KHz	3000 per side	Stripped wire (no connector)	5ft (1.5M)	- 15oz (425g)
PH-16	Double Side, Dynamic Microphone	-65 dB	200Hz - 6KHz	2000	93 dB	100Hz - 3KHz	1500	Available in 4 pin Male or Female XLR	5.5ft (1.7M)	- 15oz (425g)