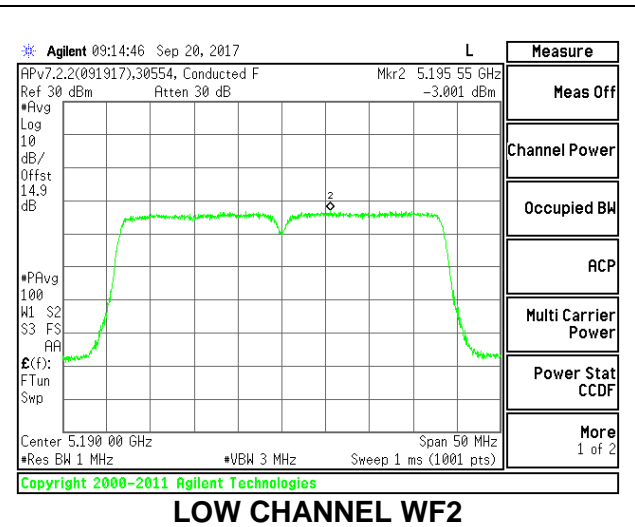
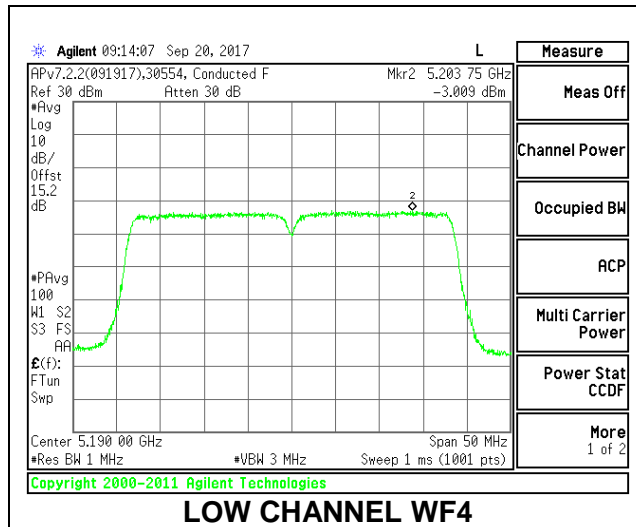
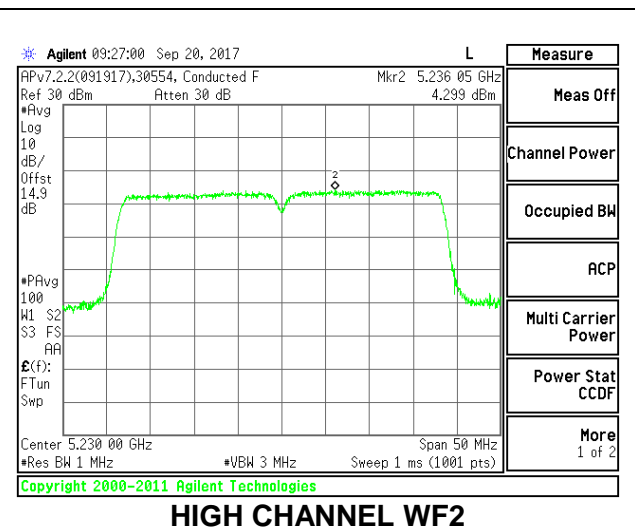
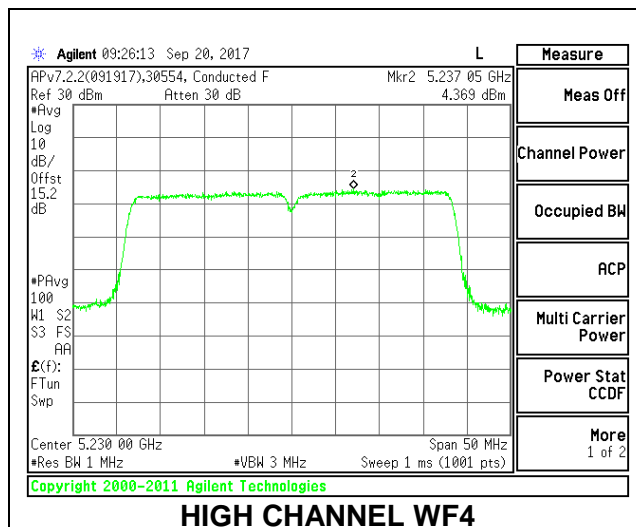


LOW CHANNEL



HIGH CHANNEL



2TX Antenna WF4 + Antenna WF2 SDM Mode

Antenna Gain and Limits

Channel	Frequency (MHz)	Directional Gain for Power (dBi)	Directional Gain for PSD (dBi)	Power Limit (dBm)	PSD Limit (dBm)
Low	5190	3.56	3.56	24.00	11.00
High	5230	3.56	3.56	24.00	11.00

Duty Cycle CF (dB)	0.29	Included in Calculations of Corr'd Power & PSD
---------------------------	------	---

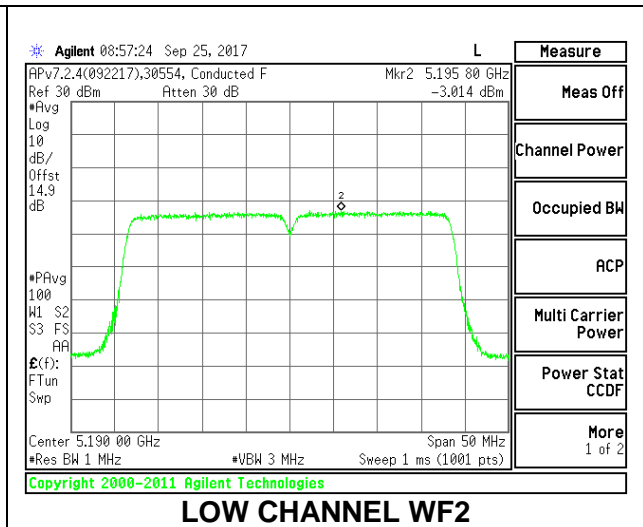
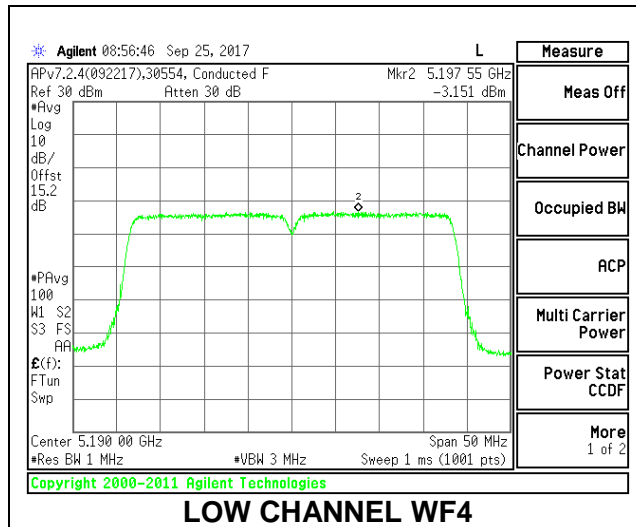
Output Power Results

Channel	Frequency (MHz)	WF4 Meas Power (dBm)	WF2 Meas Power (dBm)	Total Corr'd Power (dBm)	Power Limit (dBm)	Power Margin (dB)
Low	5190	10.96	10.92	13.95	24.00	-10.05
High	5230	17.92	17.88	20.91	24.00	-3.09

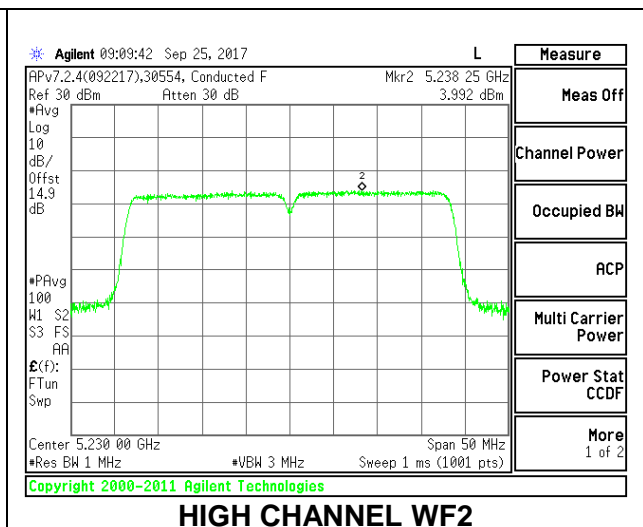
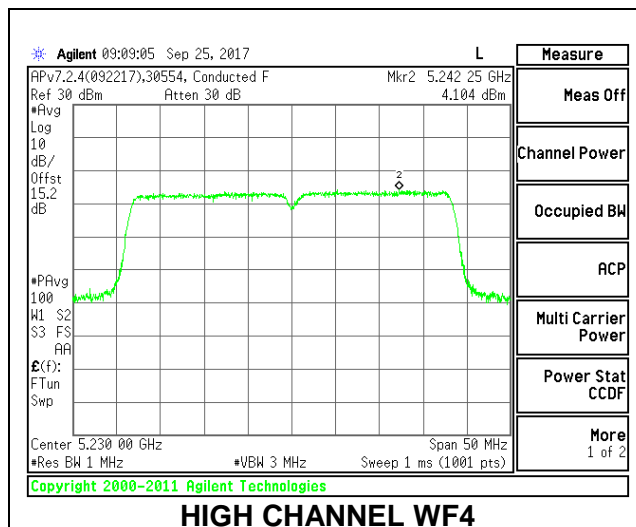
PSD Results

Channel	Frequency (MHz)	WF4 Meas PSD (dBm)	WF2 Meas PSD (dBm)	Total Corr'd PSD (dBm)	PSD Limit (dBm)	PSD Margin (dB)
Low	5190	-3.15	-3.01	0.22	11.00	-10.78
High	5230	4.10	3.99	7.35	11.00	-3.65

LOW CHANNEL



HIGH CHANNEL



2TX Antenna WF4 + Antenna WF2 BF Mode

Antenna Gain and Limits

Channel	Frequency (MHz)	Directional Gain for Power (dBi)	Directional Gain for PSD (dBi)	Power Limit (dBm)	PSD Limit (dBm)
Low	5190	6.54	6.54	23.46	10.46
High	5230	6.54	6.54	23.46	10.46

Duty Cycle CF (dB)	0.11	Included in Calculations of Corr'd Power & PSD
---------------------------	------	---

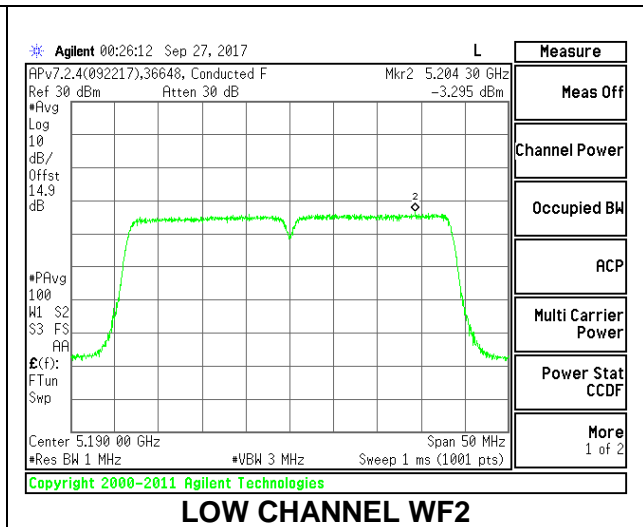
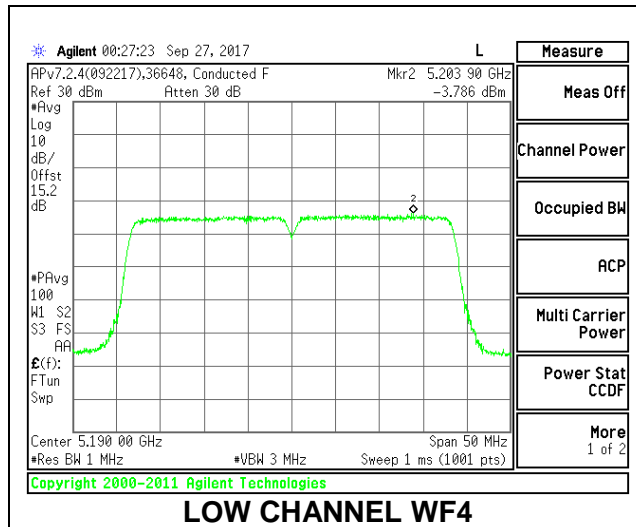
Output Power Results

Channel	Frequency (MHz)	WF4 Meas Power (dBm)	WF2 Meas Power (dBm)	Total Corr'd Power (dBm)	Power Limit (dBm)	Power Margin (dB)
Low	5190	10.41	10.36	13.40	23.46	-10.06
High	5230	17.85	17.91	20.89	23.46	-2.57

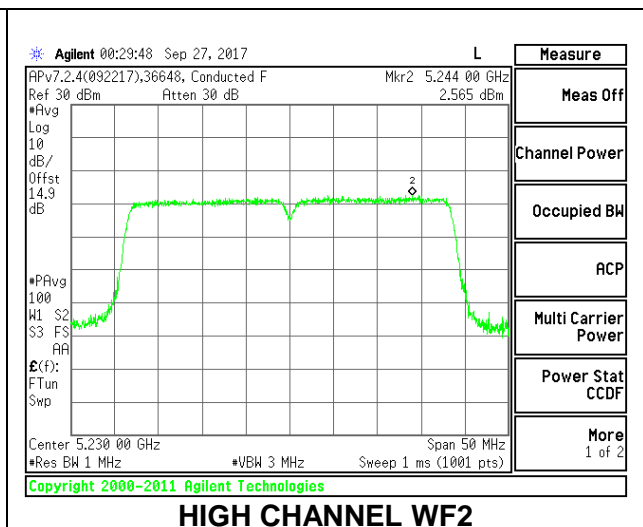
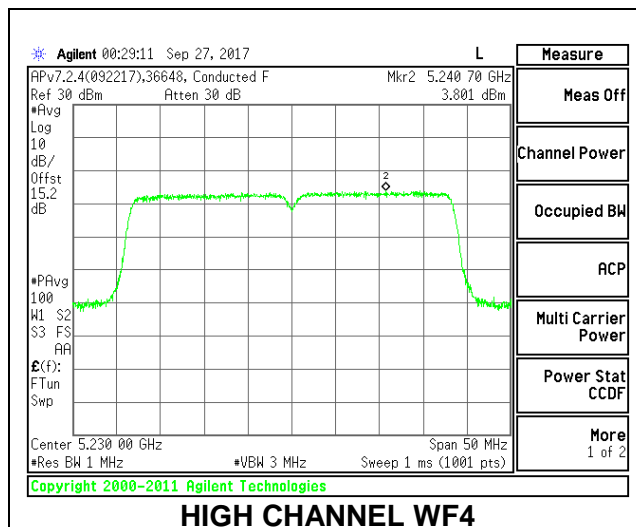
PSD Results

Channel	Frequency (MHz)	WF4 Meas PSD (dBm)	WF2 Meas PSD (dBm)	Total Corr'd PSD (dBm)	PSD Limit (dBm)	PSD Margin (dB)
Low	5190	-3.79	-3.30	-0.41	10.46	-10.87
High	5230	3.80	2.57	6.35	10.46	-4.11

LOW CHANNEL



HIGH CHANNEL



2TX Antenna WF3 + Antenna WF2 CDD Mode

Antenna Gain and Limits

Channel	Frequency (MHz)	Directional Gain for Power (dBi)	Directional Gain for PSD (dBi)	Power Limit (dBm)	PSD Limit (dBm)
Low	5190	3.16	6.09	24.00	10.91
High	5230	3.16	6.09	24.00	10.91

Duty Cycle CF (dB)	0.18	Included in Calculations of Corr'd Power & PSD
---------------------------	------	---

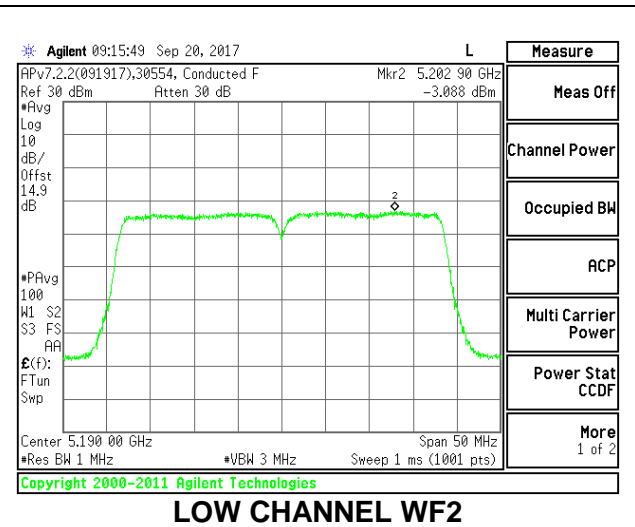
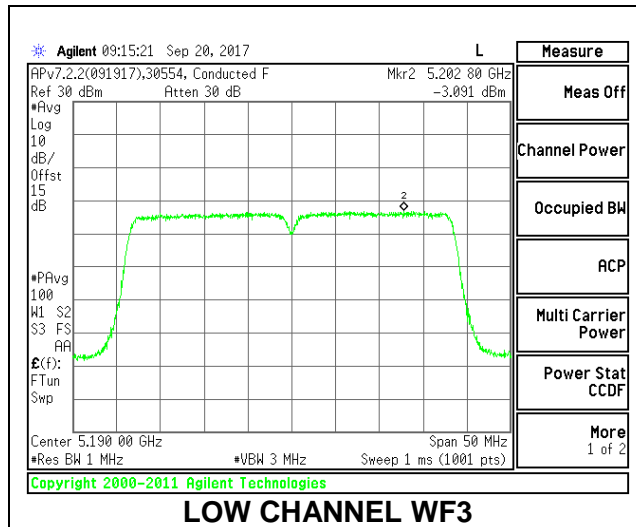
Output Power Results

Channel	Frequency (MHz)	WF3 Meas Power (dBm)	WF2 Meas Power (dBm)	Total Corr'd Power (dBm)	Power Limit (dBm)	Power Margin (dB)
Low	5190	10.83	10.89	13.87	24.00	-10.13
High	5230	17.85	17.91	20.89	24.00	-3.11

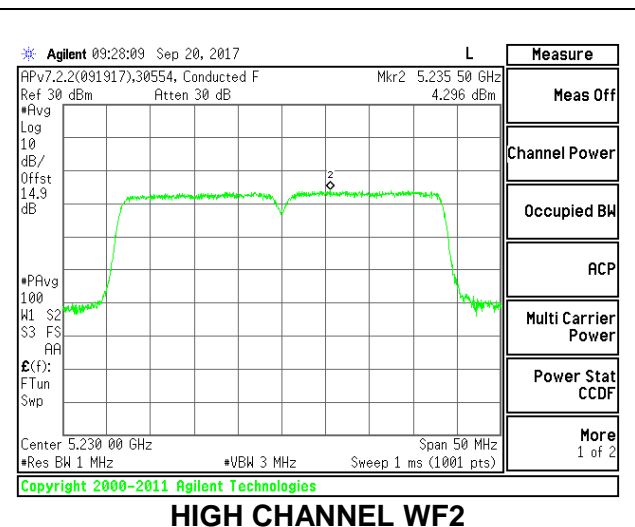
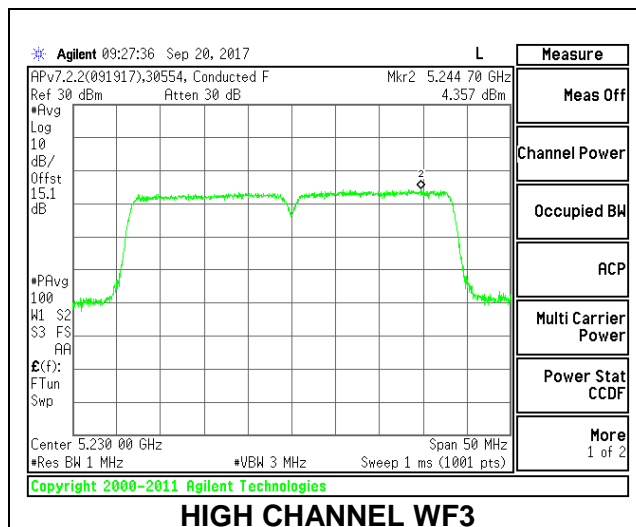
PSD Results

Channel	Frequency (MHz)	WF3 Meas PSD (dBm)	WF2 Meas PSD (dBm)	Total Corr'd PSD (dBm)	PSD Limit (dBm)	PSD Margin (dB)
Low	5190	-3.09	-3.09	0.10	10.91	-10.81
High	5230	4.36	4.30	7.52	10.91	-3.39

LOW CHANNEL



HIGH CHANNEL



2TX Antenna WF3 + Antenna WF2 SDM Mode

Antenna Gain and Limits

Channel	Frequency (MHz)	Directional Gain for Power (dBi)	Directional Gain for PSD (dBi)	Power Limit (dBm)	PSD Limit (dBm)
Low	5190	3.16	3.16	24.00	11.00
High	5230	3.16	3.16	24.00	11.00

Duty Cycle CF (dB)	0.29	Included in Calculations of Corr'd Power & PSD
---------------------------	------	---

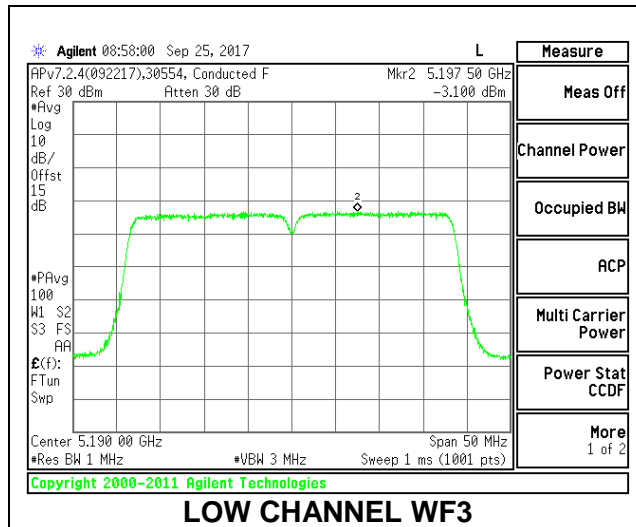
Output Power Results

Channel	Frequency (MHz)	WF3 Meas Power (dBm)	WF2 Meas Power (dBm)	Total Corr'd Power (dBm)	Power Limit (dBm)	Power Margin (dB)
Low	5190	10.88	10.91	13.91	24.00	-10.09
High	5230	17.78	17.92	20.86	24.00	-3.14

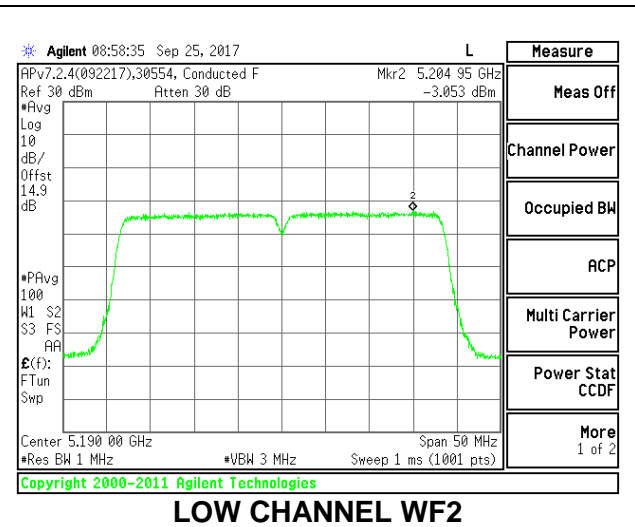
PSD Results

Channel	Frequency (MHz)	WF3 Meas PSD (dBm)	WF2 Meas PSD (dBm)	Total Corr'd PSD (dBm)	PSD Limit (dBm)	PSD Margin (dB)
Low	5190	-3.10	-3.05	0.22	11.00	-10.78
High	5230	4.33	4.14	7.53	11.00	-3.47

LOW CHANNEL

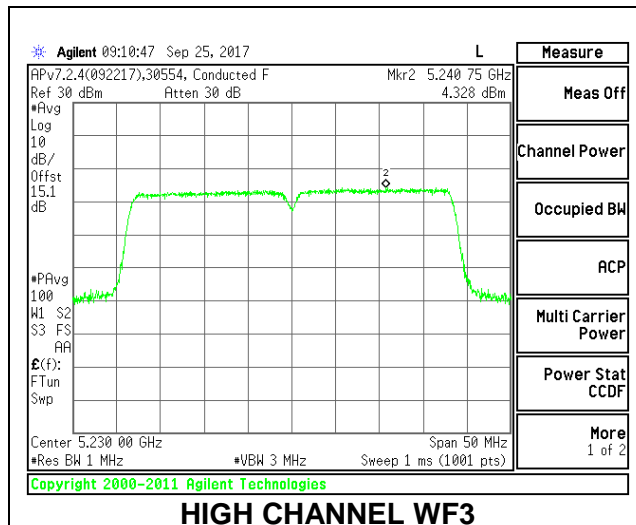


LOW CHANNEL WF3

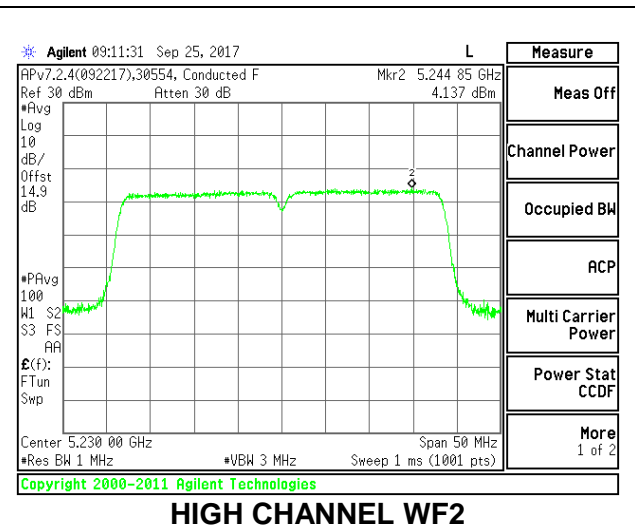


LOW CHANNEL WF2

HIGH CHANNEL



HIGH CHANNEL WF3



HIGH CHANNEL WF2

2TX Antenna WF3 + Antenna WF2 BF Mode

Antenna Gain and Limits

Channel	Frequency (MHz)	Directional Gain for Power (dBi)	Directional Gain for PSD (dBi)	Power Limit (dBm)	PSD Limit (dBm)
Low	5190	6.09	6.09	23.91	10.91
High	5230	6.09	6.09	23.91	10.91

Duty Cycle CF (dB)	0.11	Included in Calculations of Corr'd Power & PSD
---------------------------	------	---

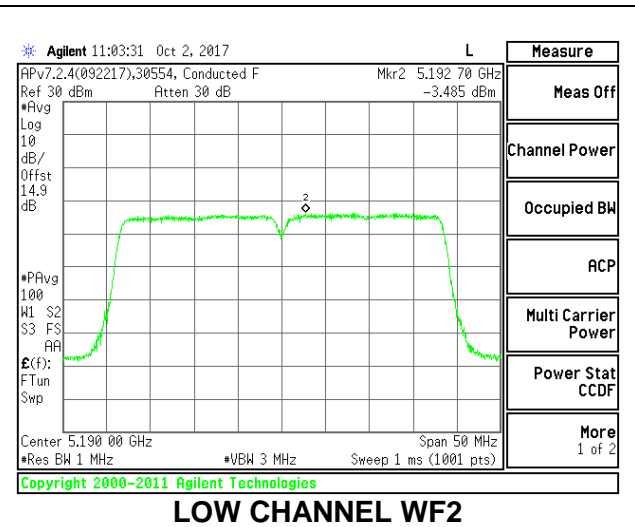
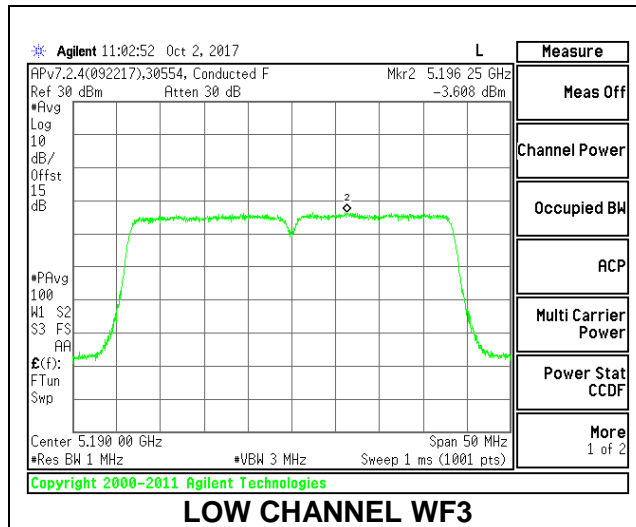
Output Power Results

Channel	Frequency (MHz)	WF3 Meas Power (dBm)	WF2 Meas Power (dBm)	Total Corr'd Power (dBm)	Power Limit (dBm)	Power Margin (dB)
Low	5190	10.40	10.36	13.39	23.91	-10.52
High	5230	17.81	17.79	20.81	23.91	-3.10

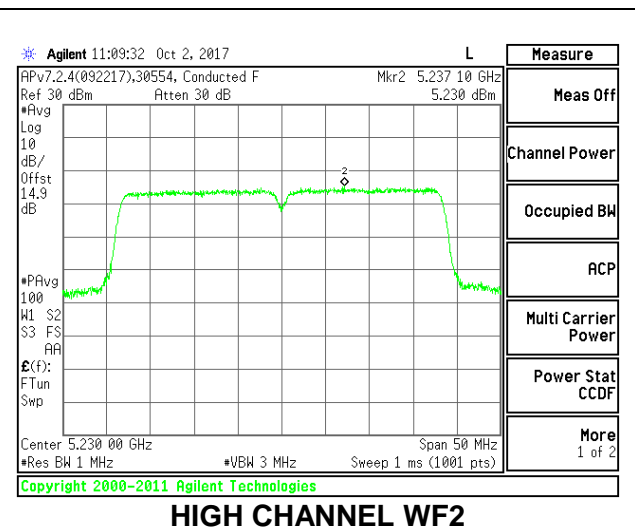
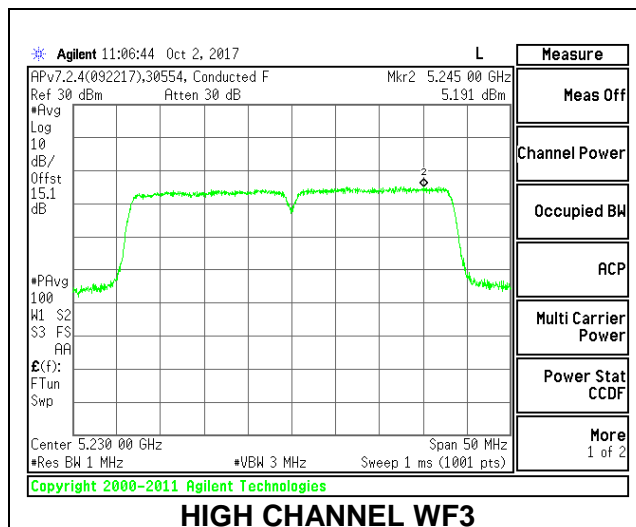
PSD Results

Channel	Frequency (MHz)	WF3 Meas PSD (dBm)	WF2 Meas PSD (dBm)	Total Corr'd PSD (dBm)	PSD Limit (dBm)	PSD Margin (dB)
Low	5190	-3.61	-3.49	-0.43	10.91	-11.34
High	5230	5.19	5.23	8.33	10.91	-2.58

LOW CHANNEL



HIGH CHANNEL



3TX Antenna WF4 + Antenna WF3 + Antenna WF2 CDD Mode

Antenna Gain and Limits

Channel	Frequency (MHz)	Directional Gain for Power (dBi)	Directional Gain for PSD (dBi)	Power Limit (dBm)	PSD Limit (dBm)
Low	5190	3.05	7.76	24.00	9.24
High	5230	3.05	7.76	24.00	9.24

Duty Cycle CF (dB)	0.23	Included in Calculations of Corr'd Power & PSD
---------------------------	------	---

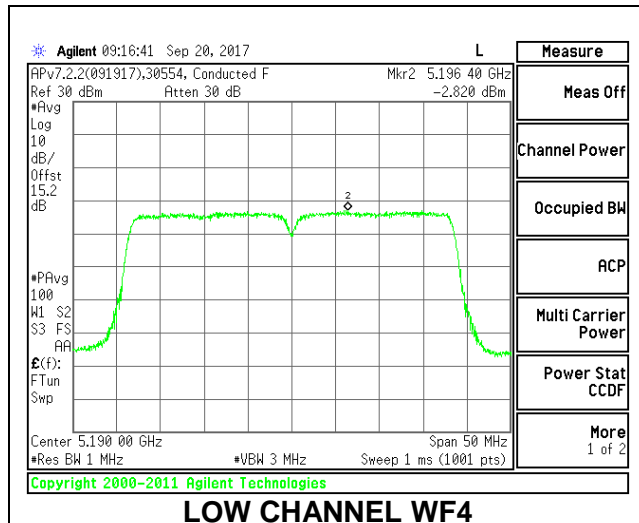
Output Power Results

Channel	Frequency (MHz)	WF4 Meas Power (dBm)	WF3 Meas Power (dBm)	WF2 Meas Power (dBm)	Total Corr'd Power (dBm)	Power Limit (dBm)	Power Margin (dB)
Low	5190	10.83	10.75	10.85	15.58	24.00	-8.42
High	5230	15.91	15.82	15.89	20.64	24.00	-3.36

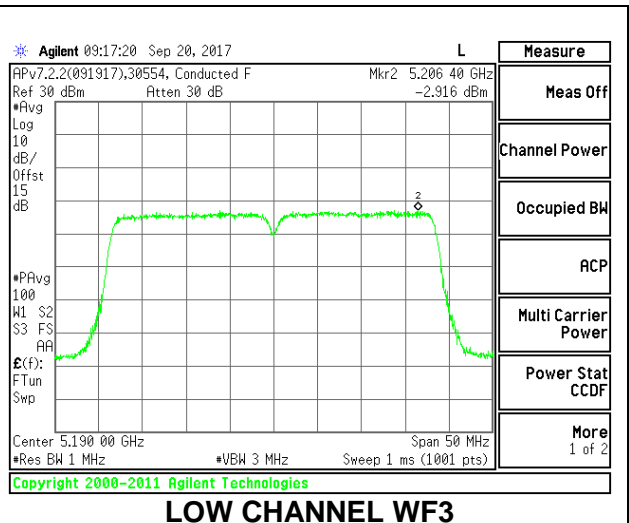
PSD Results

Channel	Frequency (MHz)	WF4 Meas PSD (dBm)	WF3 Meas PSD (dBm)	WF2 Meas PSD (dBm)	Total Corr'd PSD (dBm)	PSD Limit (dBm)	PSD Margin (dB)
Low	5190	5.20	-2.92	-3.31	6.55	9.24	-2.69
High	5230	1.97	2.13	1.94	7.01	9.24	-2.23

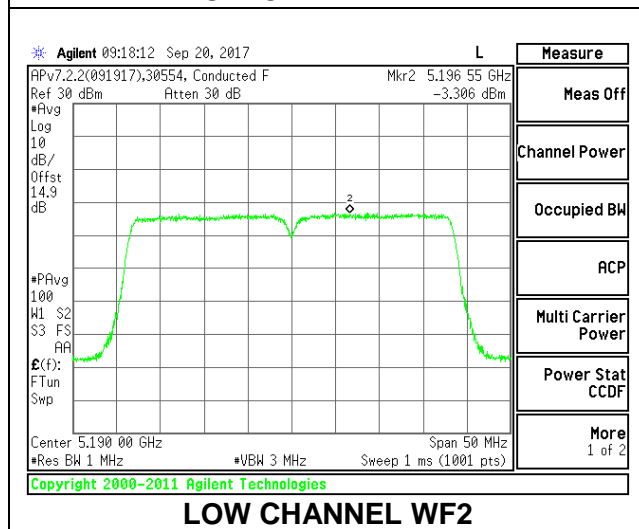
LOW CHANNEL



LOW CHANNEL WF4

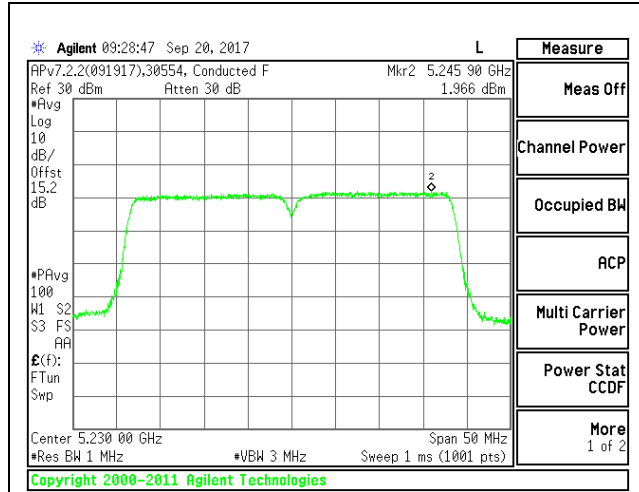


LOW CHANNEL WF3

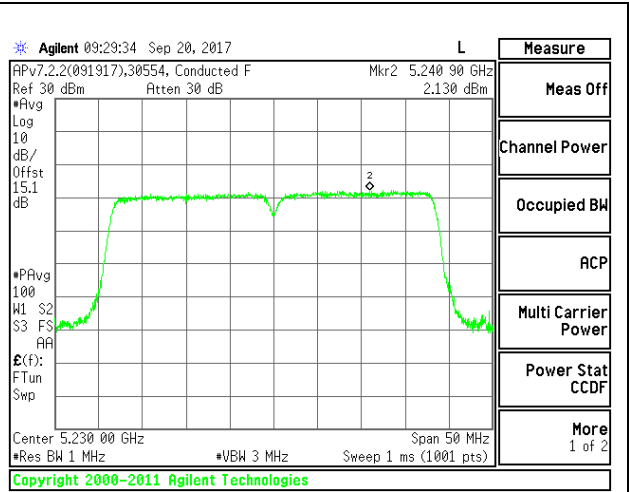


LOW CHANNEL WF2

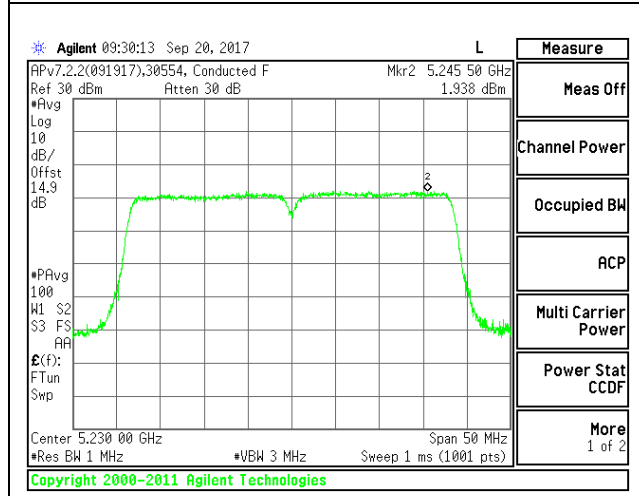
HIGH CHANNEL



HIGH CHANNEL WF4



HIGH CHANNEL WF3



HIGH CHANNEL WF2

3TX Antenna WF4 + Antenna WF3 + Antenna WF2 SDM Mode

Antenna Gain and Limits

Channel	Frequency (MHz)	Directional Gain for Power (dBi)	Directional Gain for PSD (dBi)	Power Limit (dBm)	PSD Limit (dBm)
Low	5190	3.05	3.05	24.00	11.00
High	5230	3.05	3.05	24.00	11.00

Duty Cycle CF (dB)	0.26	Included in Calculations of Corr'd Power & PSD
---------------------------	------	---

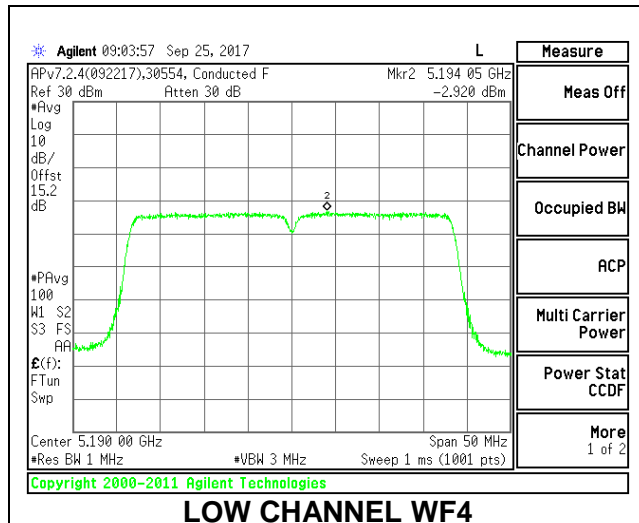
Output Power Results

Channel	Frequency (MHz)	WF4 Meas Power (dBm)	WF3 Meas Power (dBm)	WF2 Meas Power (dBm)	Total Corr'd Power (dBm)	Power Limit (dBm)	Power Margin (dB)
Low	5190	10.94	10.86	10.91	15.67	24.00	-8.33
High	5230	16.89	16.82	16.93	21.65	24.00	-2.35

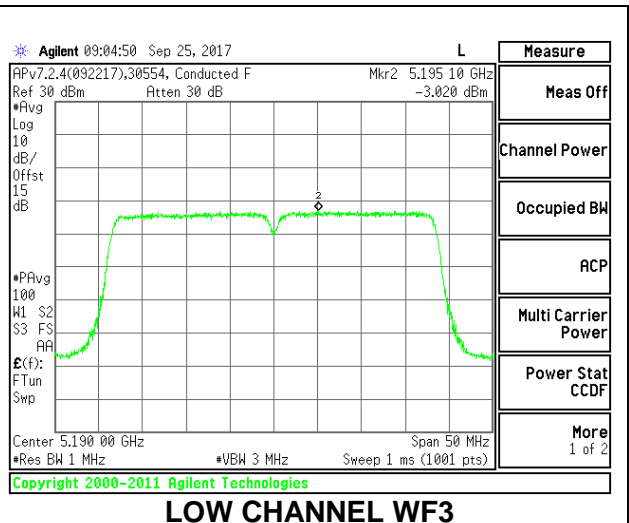
PSD Results

Channel	Frequency (MHz)	WF4 Meas PSD (dBm)	WF3 Meas PSD (dBm)	WF2 Meas PSD (dBm)	Total Corr'd PSD (dBm)	PSD Limit (dBm)	PSD Margin (dB)
Low	5190	-2.92	-3.02	-3.16	2.00	11.00	-9.00
High	5230	2.92	3.40	3.18	8.20	11.00	-2.80

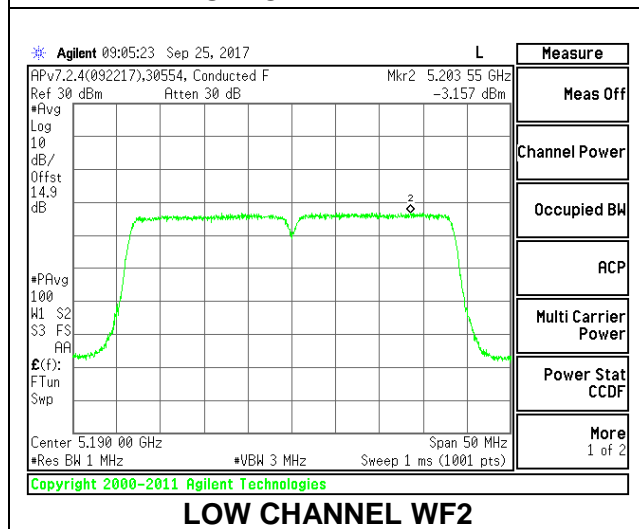
LOW CHANNEL



LOW CHANNEL WF4

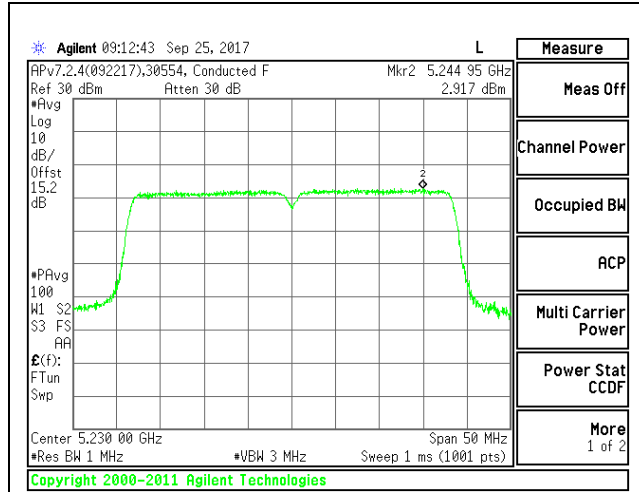


LOW CHANNEL WF3

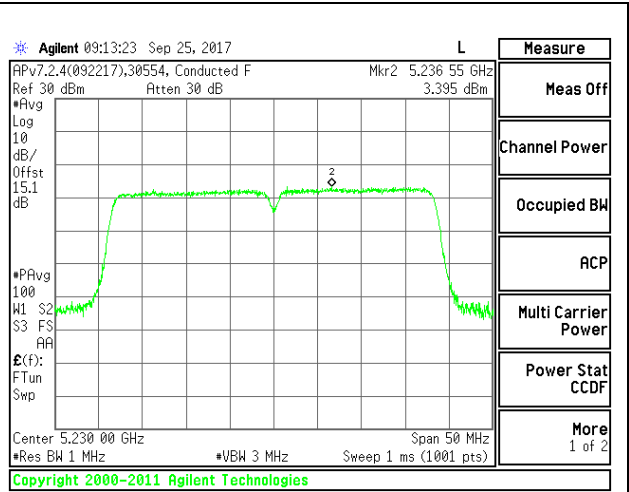


LOW CHANNEL WF2

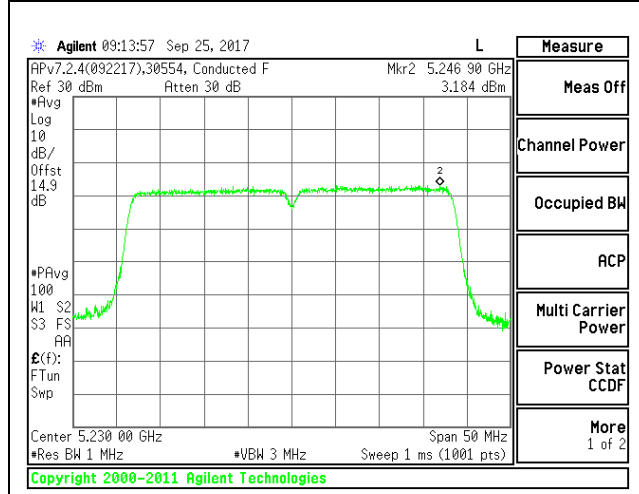
HIGH CHANNEL



HIGH CHANNEL WF4



HIGH CHANNEL WF3



HIGH CHANNEL WF2

3TX Antenna WF4 + Antenna WF3 + Antenna WF2 BF Mode

Antenna Gain and Limits

Channel	Frequency (MHz)	Directional Gain for Power (dBi)	Directional Gain for PSD (dBi)	Power Limit (dBm)	PSD Limit (dBm)
Low	5190	7.76	7.76	22.24	9.24
High	5230	7.76	7.76	22.24	9.24

Duty Cycle CF (dB)	0.12	Included in Calculations of Corr'd Power & PSD
---------------------------	------	---

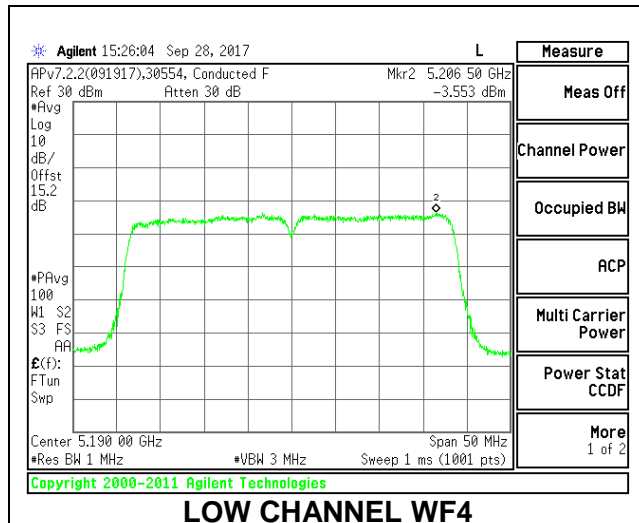
Output Power Results

Channel	Frequency (MHz)	WF4 Meas Power (dBm)	WF3 Meas Power (dBm)	WF2 Meas Power (dBm)	Total Corr'd Power (dBm)	Power Limit (dBm)	Power Margin (dB)
Low	5190	9.86	9.78	9.87	14.61	22.24	-7.63
High	5230	15.98	15.82	15.93	20.68	22.24	-1.56

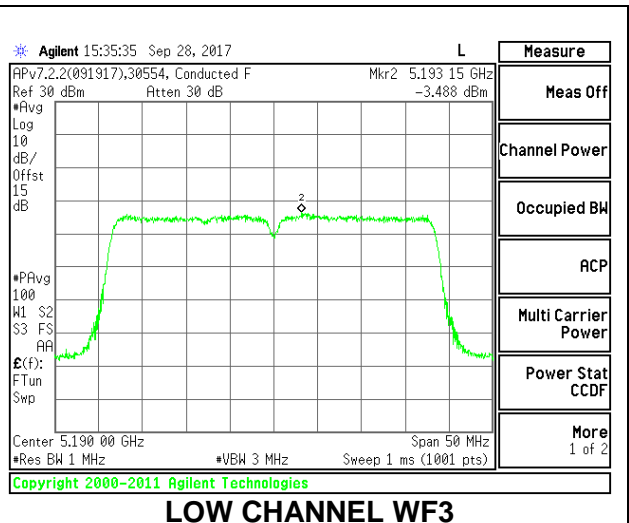
PSD Results

Channel	Frequency (MHz)	WF4 Meas PSD (dBm)	WF3 Meas PSD (dBm)	WF2 Meas PSD (dBm)	Total Corr'd PSD (dBm)	PSD Limit (dBm)	PSD Margin (dB)
Low	5190	-3.55	-3.49	-3.61	1.34	9.24	-7.90
High	5230	3.77	2.15	2.09	7.63	9.24	-1.61

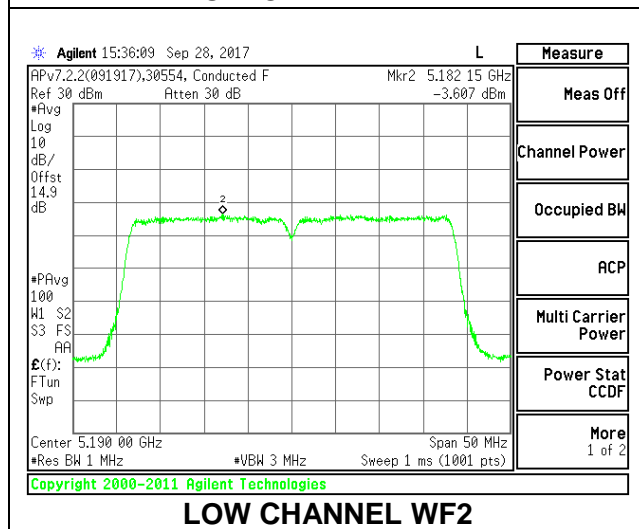
LOW CHANNEL



LOW CHANNEL WF4

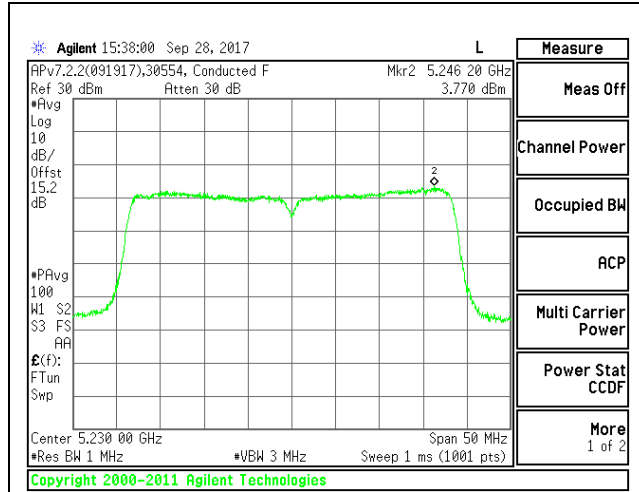


LOW CHANNEL WF3

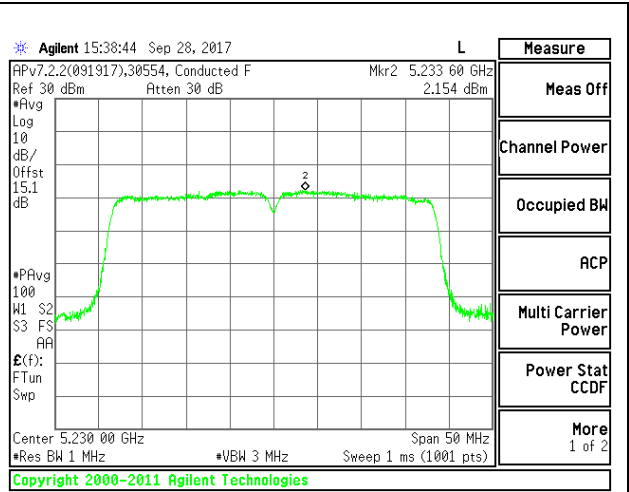


LOW CHANNEL WF2

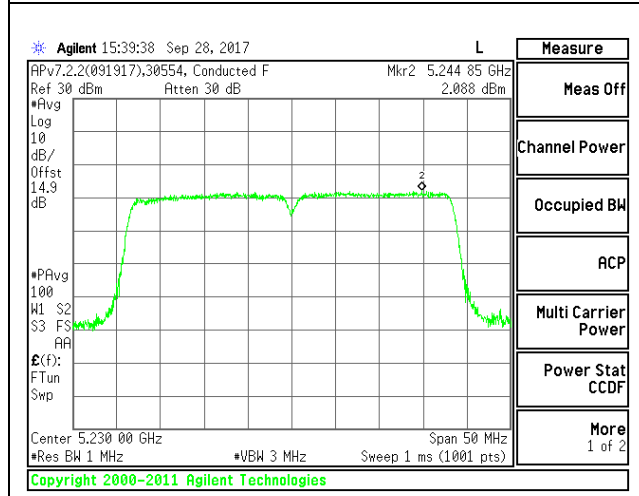
HIGH CHANNEL



HIGH CHANNEL WF4



HIGH CHANNEL WF3



HIGH CHANNEL WF2

4.5.3. 802.11ac VHT80 MODE IN THE 5.2 GHz BAND

1TX Antenna WF4

Antenna Gain and Limits

Channel	Frequency (MHz)	Directional Gain (dBi)	Power Limit (dBm)	PSD Limit (dBm)
Mid	5210	2.80	24.00	11.00

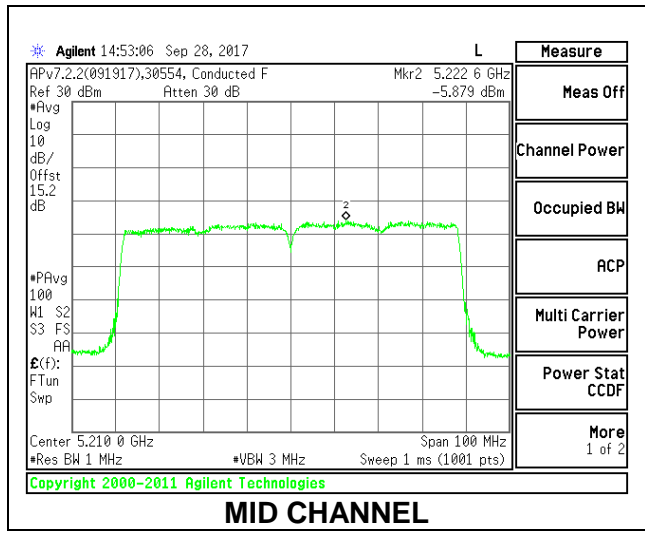
Duty Cycle CF (dB)	0.20	Included in Calculations of Corr'd Power & PSD
---------------------------	------	---

Output Power Results

Channel	Frequency (MHz)	WF4 Meas Power (dBm)	Total Corr'd Power (dBm)	Power Limit (dBm)	Power Margin (dB)
Mid	5210	10.45	10.45	24.00	-13.55

PSD Results

Channel	Frequency (MHz)	WF4 Meas PSD (dBm)	Total Corr'd PSD (dBm)	PSD Limit (dBm)	PSD Margin (dB)
Mid	5210	-5.88	-5.68	11.00	-16.68



1TX Antenna WF3

Antenna Gain and Limits

Channel	Frequency (MHz)	Directional Gain (dBi)	Power Limit (dBm)	PSD Limit (dBm)
Mid	5210	1.80	24.00	11.00

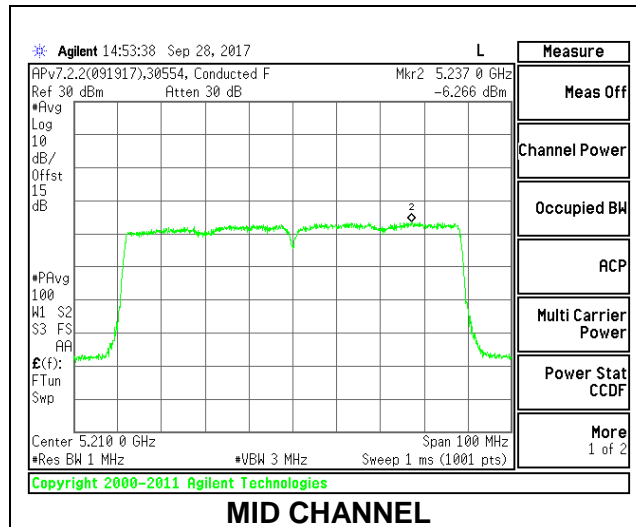
Duty Cycle CF (dB)	0.20	Included in Calculations of Corr'd Power & PSD
---------------------------	------	---

Output Power Results

Channel	Frequency (MHz)	WF3 Meas Power (dBm)	Total Corr'd Power (dBm)	Power Limit (dBm)	Power Margin (dB)
Mid	5210	10.39	10.39	24.00	-13.61

PSD Results

Channel	Frequency (MHz)	WF3 Meas PSD (dBm)	Total Corr'd PSD (dBm)	PSD Limit (dBm)	PSD Margin (dB)
Mid	5210	6.27	6.47	11.00	-4.53



1TX Antenna WF2

Antenna Gain and Limits

Channel	Frequency (MHz)	Directional Gain (dBi)	Power Limit (dBm)	PSD Limit (dBm)
Mid	5210	4.20	24.00	11.00

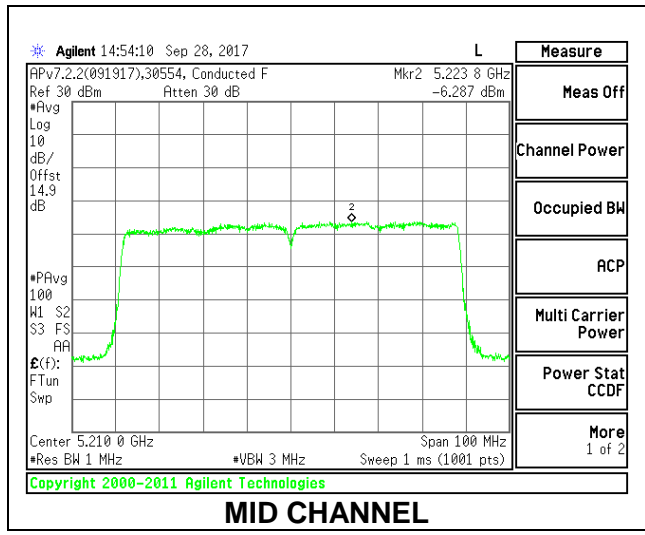
Duty Cycle CF (dB)	0.20	Included in Calculations of Corr'd Power & PSD
---------------------------	------	---

Output Power Results

Channel	Frequency (MHz)	WF2 Meas Power (dBm)	Total Corr'd Power (dBm)	Power Limit (dBm)	Power Margin (dB)
Mid	5210	10.41	10.41	24.00	-13.59

PSD Results

Channel	Frequency (MHz)	WF2 Meas PSD (dBm)	Total Corr'd PSD (dBm)	PSD Limit (dBm)	PSD Margin (dB)
Mid	5210	-6.29	-6.09	11.00	-17.09



2TX Antenna WF4 + Antenna WF3 CDD Mode

Antenna Gain and Limits

Channel	Frequency (MHz)	Directional Gain for Power (dBi)	Directional Gain for PSD (dBi)	Power Limit (dBm)	PSD Limit (dBm)
Mid	5210	2.33	5.32	24.00	11.00

Duty Cycle CF (dB)	0.33	Included in Calculations of Corr'd Power & PSD
---------------------------	------	---

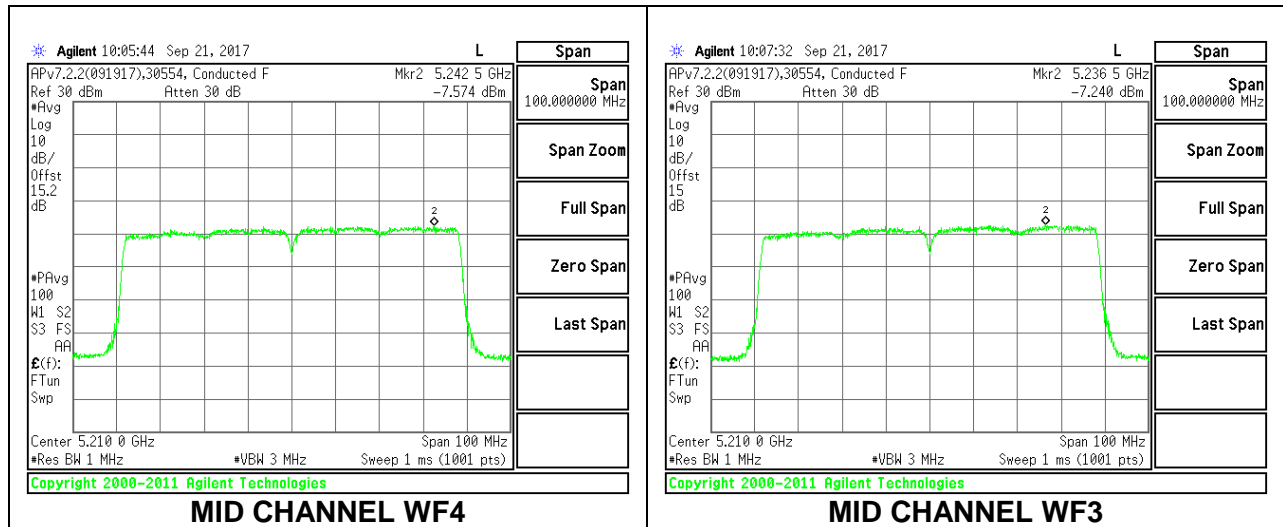
Output Power Results

Channel	Frequency (MHz)	WF4 Meas Power (dBm)	WF3 Meas Power (dBm)	Total Corr'd Power (dBm)	Power Limit (dBm)	Power Margin (dB)
Mid	5210	9.45	9.42	12.45	24.00	-11.55

PSD Results

Channel	Frequency (MHz)	WF4 Meas PSD (dBm)	WF3 Meas PSD (dBm)	Total Corr'd PSD (dBm)	PSD Limit (dBm)	PSD Margin (dB)
Mid	5210	-7.57	7.24	7.71	11.00	-3.29

MID CHANNEL



2TX Antenna WF4 + Antenna WF3 SDM Mode

Antenna Gain and Limits

Channel	Frequency (MHz)	Directional Gain for Power (dBi)	Directional Gain for PSD (dBi)	Power Limit (dBm)	PSD Limit (dBm)
Mid	5210	2.33	2.33	24.00	11.00

Duty Cycle CF (dB)	0.39	Included in Calculations of Corr'd Power & PSD
---------------------------	------	---

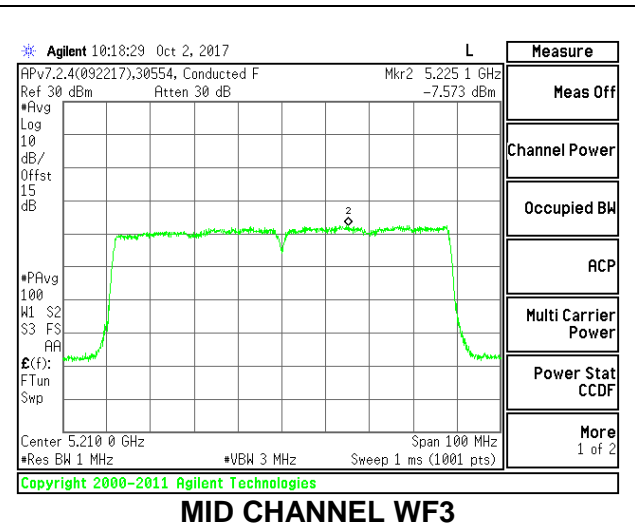
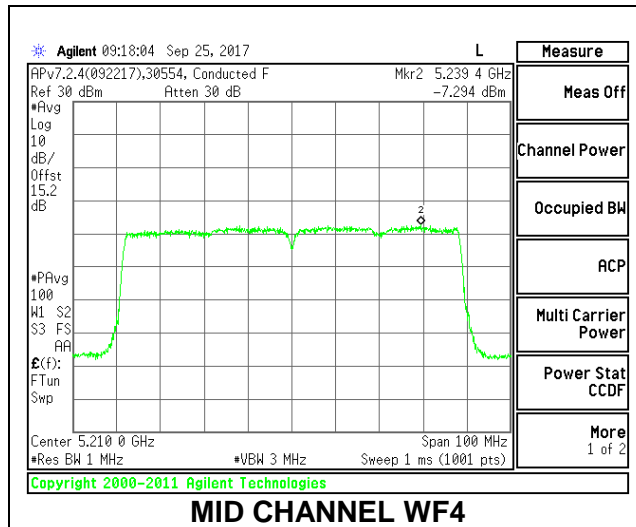
Output Power Results

Channel	Frequency (MHz)	WF4 Meas Power (dBm)	WF3 Meas Power (dBm)	Total Corr'd Power (dBm)	Power Limit (dBm)	Power Margin (dB)
Mid	5210	9.39	9.41	12.41	24.00	-11.59

PSD Results

Channel	Frequency (MHz)	WF4 Meas PSD (dBm)	WF3 Meas PSD (dBm)	Total Corr'd PSD (dBm)	PSD Limit (dBm)	PSD Margin (dB)
Mid	5210	-7.29	-7.57	-4.03	11.00	-15.03

MID CHANNEL



2TX Antenna WF4 + Antenna WF3 BF Mode

Antenna Gain and Limits

Channel	Frequency (MHz)	Directional Gain for Power (dBi)	Directional Gain for PSD (dBi)	Power Limit (dBm)	PSD Limit (dBm)
Mid	5210	5.32	5.32	5.32	11.00

Duty Cycle CF (dB)	0.29	Included in Calculations of Corr'd Power & PSD
---------------------------	------	---

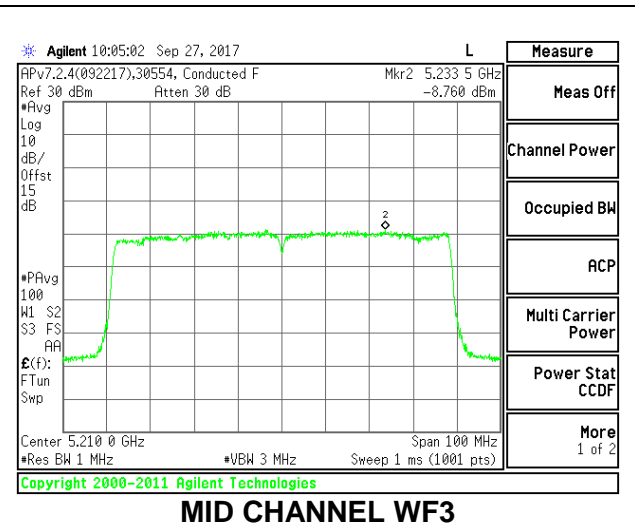
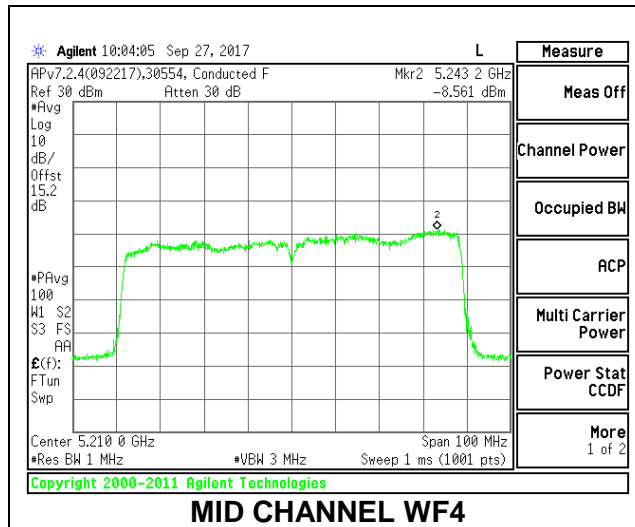
Output Power Results

Channel	Frequency (MHz)	WF4 Meas Power (dBm)	WF3 Meas Power (dBm)	Total Corr'd Power (dBm)	Power Limit (dBm)	Power Margin (dB)
Mid	5210	7.89	7.99	10.95	5.32	5.63

PSD Results

Channel	Frequency (MHz)	WF4 Meas PSD (dBm)	WF3 Meas PSD (dBm)	Total Corr'd PSD (dBm)	PSD Limit (dBm)	PSD Margin (dB)
Mid	5210	-8.56	-8.76	-5.36	11.00	-16.36

MID CHANNEL



2TX Antenna WF4 + Antenna WF2 CDD Mode

Antenna Gain and Limits

Channel	Frequency (MHz)	Directional Gain for Power (dBi)	Directional Gain for PSD (dBi)	Power Limit (dBm)	PSD Limit (dBm)
Mid	5210	3.56	6.54	24.00	10.46

Duty Cycle CF (dB)	0.33	Included in Calculations of Corr'd Power & PSD
---------------------------	------	---

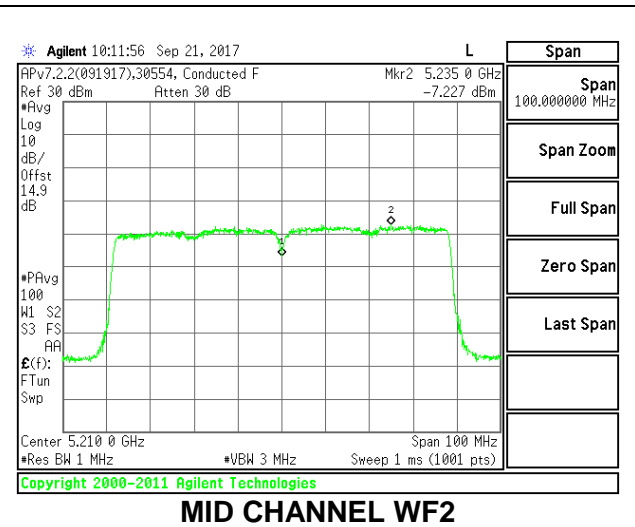
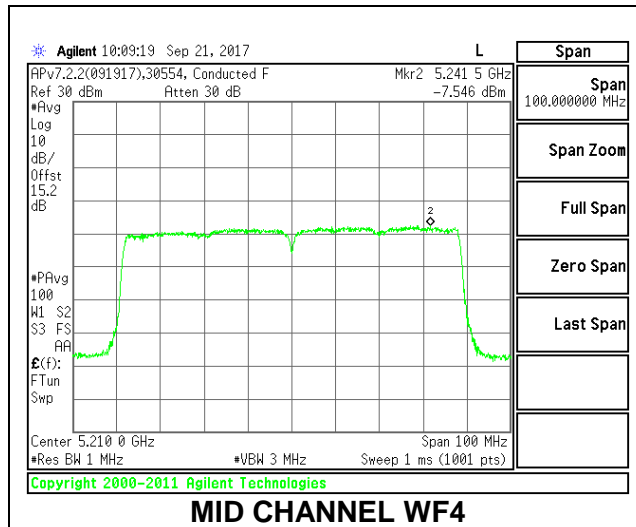
Output Power Results

Channel	Frequency (MHz)	WF4 Meas Power (dBm)	WF2 Meas Power (dBm)	Total Corr'd Power (dBm)	Power Limit (dBm)	Power Margin (dB)
Mid	5210	9.38	9.43	12.42	24.00	-11.58

PSD Results

Channel	Frequency (MHz)	WF4 Meas PSD (dBm)	WF2 Meas PSD (dBm)	Total Corr'd PSD (dBm)	PSD Limit (dBm)	PSD Margin (dB)
Mid	5210	-7.55	-7.23	-4.05	10.46	-14.51

MID CHANNEL



2TX Antenna WF4 + Antenna WF2 SDM Mode

Antenna Gain and Limits

Channel	Frequency (MHz)	Directional Gain for Power (dBi)	Directional Gain for PSD (dBi)	Power Limit (dBm)	PSD Limit (dBm)
Mid	5210	3.56	3.56	24.00	11.00

Duty Cycle CF (dB)	0.39	Included in Calculations of Corr'd Power & PSD
---------------------------	------	---

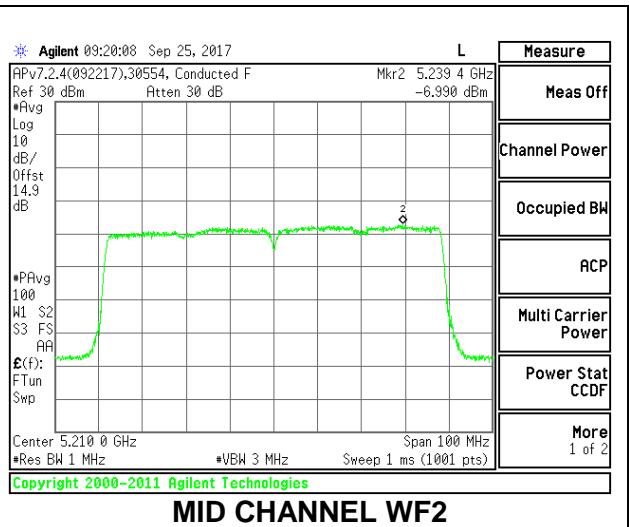
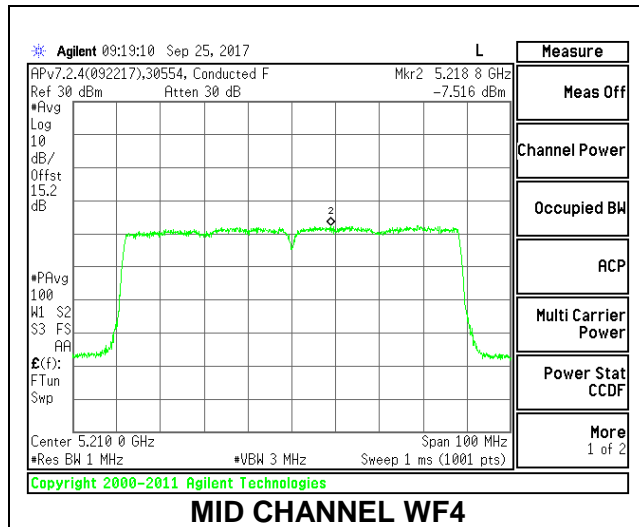
Output Power Results

Channel	Frequency (MHz)	WF4 Meas Power (dBm)	WF2 Meas Power (dBm)	Total Corr'd Power (dBm)	Power Limit (dBm)	Power Margin (dB)
Mid	5210	9.41	9.42	12.43	24.00	-11.57

PSD Results

Channel	Frequency (MHz)	WF4 Meas PSD (dBm)	WF2 Meas PSD (dBm)	Total Corr'd PSD (dBm)	PSD Limit (dBm)	PSD Margin (dB)
Mid	5210	-7.52	-6.99	-3.85	11.00	-14.85

MID CHANNEL



2TX Antenna WF4 + Antenna WF2 BF Mode

Antenna Gain and Limits

Channel	Frequency (MHz)	Directional Gain for Power (dBi)	Directional Gain for PSD (dBi)	Power Limit (dBm)	PSD Limit (dBm)
Mid	5210	6.54	6.54	23.46	10.46

Duty Cycle CF (dB)	0.29	Included in Calculations of Corr'd Power & PSD
---------------------------	------	---

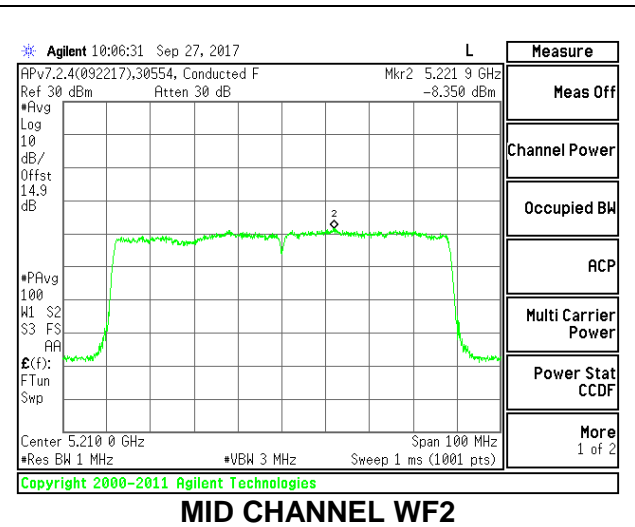
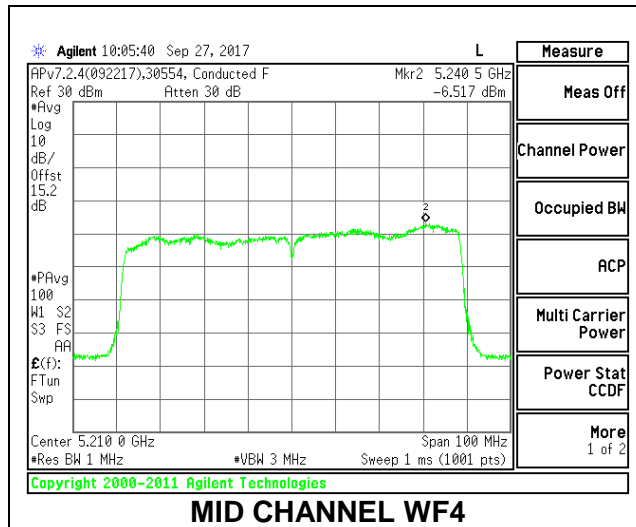
Output Power Results

Channel	Frequency (MHz)	WF4 Meas Power (dBm)	WF2 Meas Power (dBm)	Total Corr'd Power (dBm)	Power Limit (dBm)	Power Margin (dB)
Mid	5210	7.85	7.91	10.89	23.46	-12.57

PSD Results

Channel	Frequency (MHz)	WF4 Meas PSD (dBm)	WF2 Meas PSD (dBm)	Total Corr'd PSD (dBm)	PSD Limit (dBm)	PSD Margin (dB)
Mid	5210	-6.52	-8.35	-4.04	10.46	-14.50

MID CHANNEL



2TX Antenna WF3 + Antenna WF2 CDD Mode

Antenna Gain and Limits

Channel	Frequency (MHz)	Directional Gain for Power (dBi)	Directional Gain for PSD (dBi)	Power Limit (dBm)	PSD Limit (dBm)
Mid	5210	3.16	6.09	24.00	10.91

Duty Cycle CF (dB)	0.33	Included in Calculations of Corr'd Power & PSD
---------------------------	------	---

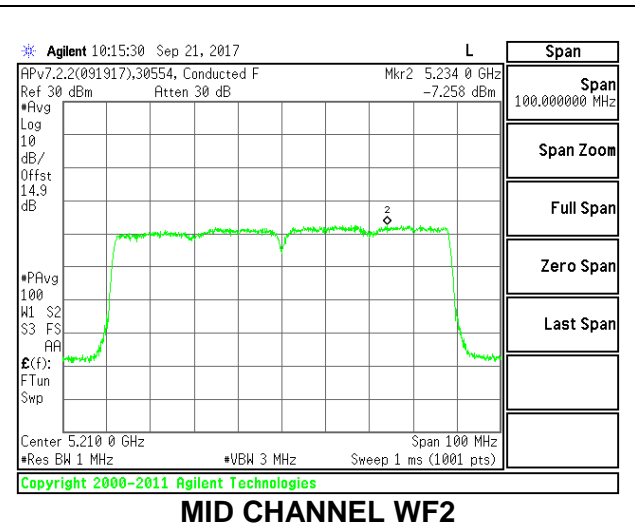
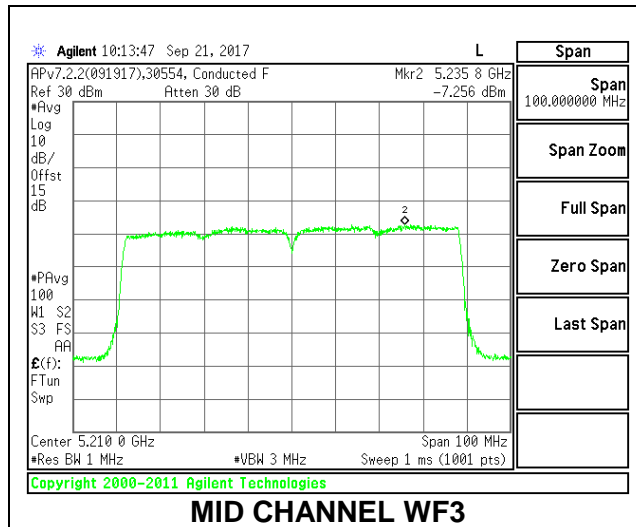
Output Power Results

Channel	Frequency (MHz)	WF3 Meas Power (dBm)	WF2 Meas Power (dBm)	Total Corr'd Power (dBm)	Power Limit (dBm)	Power Margin (dB)
Mid	5210	9.40	9.38	12.40	24.00	-11.60

PSD Results

Channel	Frequency (MHz)	WF3 Meas PSD (dBm)	WF2 Meas PSD (dBm)	Total Corr'd PSD (dBm)	PSD Limit (dBm)	PSD Margin (dB)
Mid	5210	-7.26	-7.26	-3.92	10.91	-14.83

MID CHANNEL



2TX Antenna WF3 + Antenna WF2 SDM Mode

Antenna Gain and Limits

Channel	Frequency (MHz)	Directional Gain for Power (dBi)	Directional Gain for PSD (dBi)	Power Limit (dBm)	PSD Limit (dBm)
Mid	5210	3.16	3.16	24.00	11.00

Duty Cycle CF (dB)	0.39	Included in Calculations of Corr'd Power & PSD
---------------------------	------	---

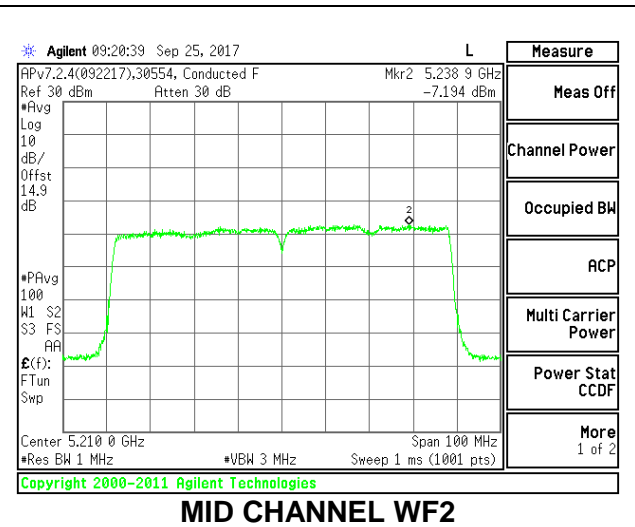
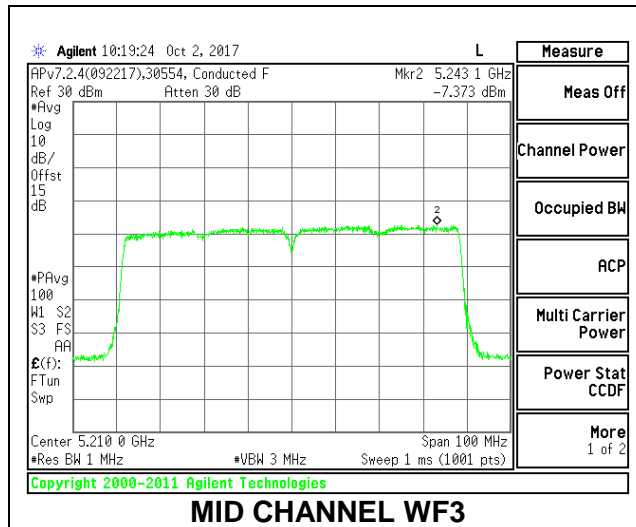
Output Power Results

Channel	Frequency (MHz)	WF3 Meas Power (dBm)	WF2 Meas Power (dBm)	Total Corr'd Power (dBm)	Power Limit (dBm)	Power Margin (dB)
Mid	5210	9.40	9.37	12.40	24.00	-11.60

PSD Results

Channel	Frequency (MHz)	WF3 Meas PSD (dBm)	WF2 Meas PSD (dBm)	Total Corr'd PSD (dBm)	PSD Limit (dBm)	PSD Margin (dB)
Mid	5210	-7.37	-7.19	-3.88	11.00	-14.88

MID CHANNEL



2TX Antenna WF3 + Antenna WF2 BF Mode

Antenna Gain and Limits

Channel	Frequency (MHz)	Directional Gain for Power (dBi)	Directional Gain for PSD (dBi)	Power Limit (dBm)	PSD Limit (dBm)
Mid	5210	6.09	6.09	23.91	10.91

Duty Cycle CF (dB)	0.29	Included in Calculations of Corr'd Power & PSD
---------------------------	------	---

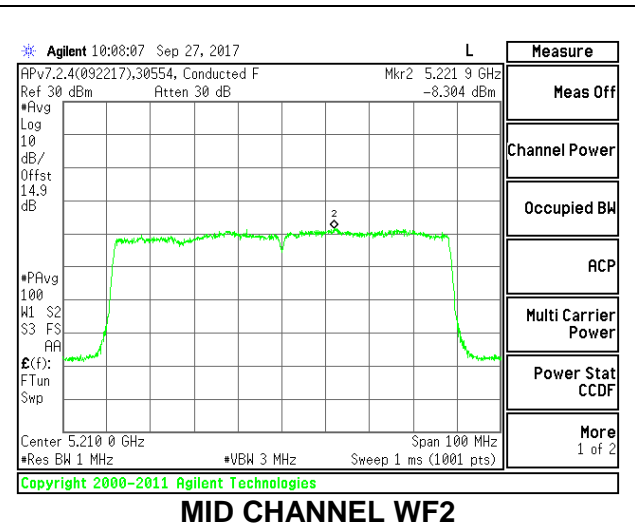
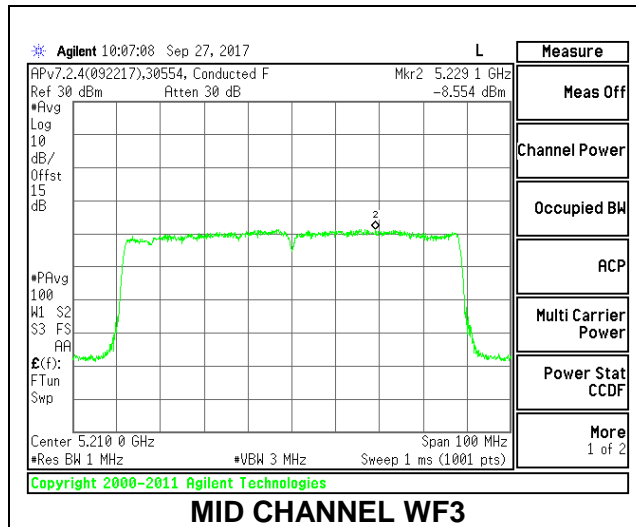
Output Power Results

Channel	Frequency (MHz)	WF3 Meas Power (dBm)	WF2 Meas Power (dBm)	Total Corr'd Power (dBm)	Power Limit (dBm)	Power Margin (dB)
Mid	5210	7.85	7.96	10.92	23.91	-12.99

PSD Results

Channel	Frequency (MHz)	WF3 Meas PSD (dBm)	WF2 Meas PSD (dBm)	Total Corr'd PSD (dBm)	PSD Limit (dBm)	PSD Margin (dB)
Mid	5210	-8.55	-8.30	-5.12	10.91	-16.03

MID CHANNEL



3TX Antenna WF4 + Antenna WF3 + Antenna WF2 CDD Mode

Antenna Gain and Limits

Channel	Frequency (MHz)	Directional Gain for Power (dBi)	Directional Gain for PSD (dBi)	Power Limit (dBm)	PSD Limit (dBm)
Mid	5210	3.05	7.76	24.00	9.24

Duty Cycle CF (dB)	0.46	Included in Calculations of Corr'd Power & PSD
---------------------------	------	---

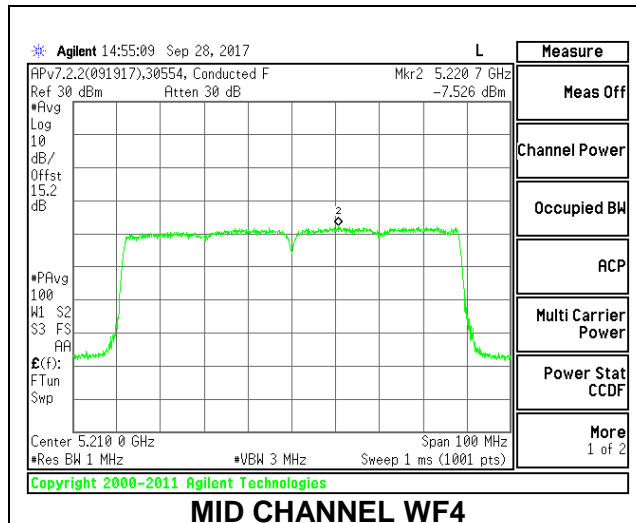
Output Power Results

Channel	Frequency (MHz)	WF4 Meas Power (dBm)	WF3 Meas Power (dBm)	WF2 Meas Power (dBm)	Total Corr'd Power (dBm)	Power Limit (dBm)	Power Margin (dB)
Mid	5210	8.75	8.93	8.85	13.62	24.00	-10.38

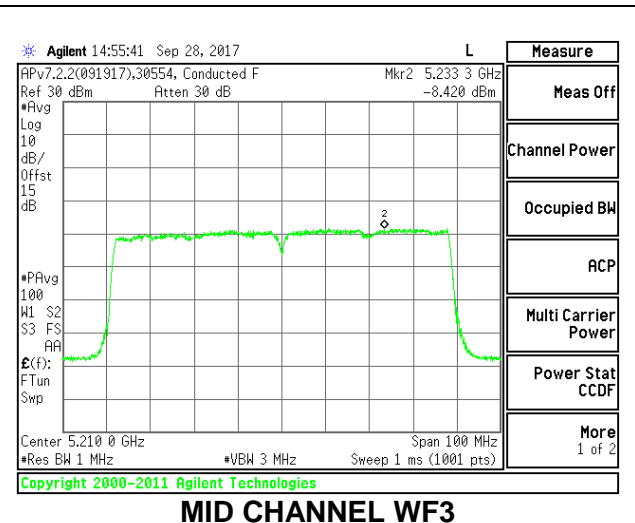
PSD Results

Channel	Frequency (MHz)	WF4 Meas PSD (dBm)	WF3 Meas PSD (dBm)	WF2 Meas PSD (dBm)	Total Corr'd PSD (dBm)	PSD Limit (dBm)	PSD Margin (dB)
Mid	5210	-7.53	-8.42	-8.05	-2.75	9.24	-11.99

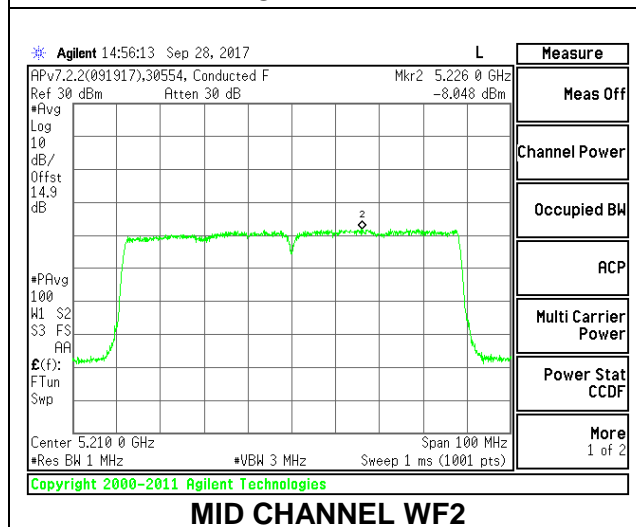
MID CHANNEL



MID CHANNEL WF4



MID CHANNEL WF3



MID CHANNEL WF2

3TX Antenna WF4 + Antenna WF3 + Antenna WF2 SDM Mode

Antenna Gain and Limits

Channel	Frequency (MHz)	Directional Gain for Power (dBi)	Directional Gain for PSD (dBi)	Power Limit (dBm)	PSD Limit (dBm)
Mid	5210	3.05	3.05	24.00	11.00

Duty Cycle CF (dB)	0.47	Included in Calculations of Corr'd Power & PSD
---------------------------	------	---

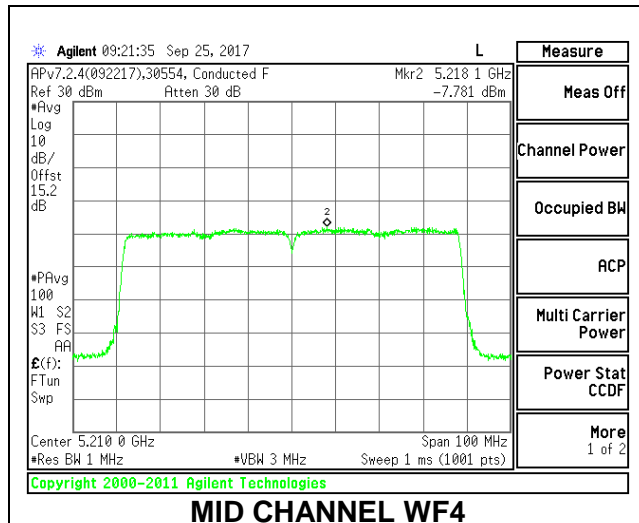
Output Power Results

Channel	Frequency (MHz)	WF4 Meas Power (dBm)	WF3 Meas Power (dBm)	WF2 Meas Power (dBm)	Total Corr'd Power (dBm)	Power Limit (dBm)	Power Margin (dB)
Mid	5210	8.79	8.99	8.85	13.65	24.00	-10.35

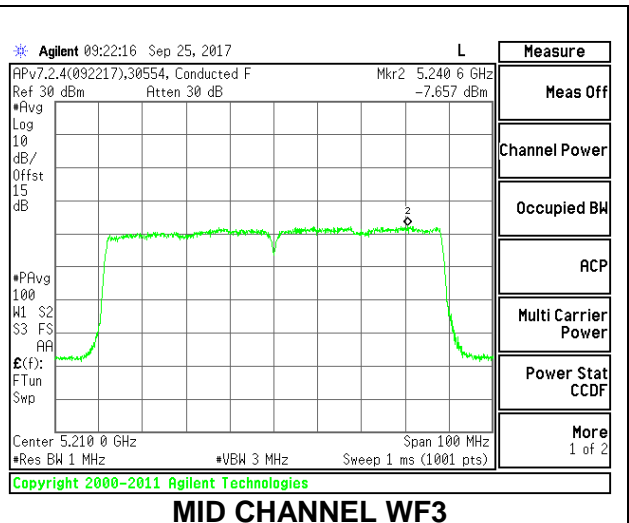
PSD Results

Channel	Frequency (MHz)	WF4 Meas PSD (dBm)	WF3 Meas PSD (dBm)	WF2 Meas PSD (dBm)	Total Corr'd PSD (dBm)	PSD Limit (dBm)	PSD Margin (dB)
Mid	5210	-7.78	-7.66	-7.37	-2.36	11.00	-13.36

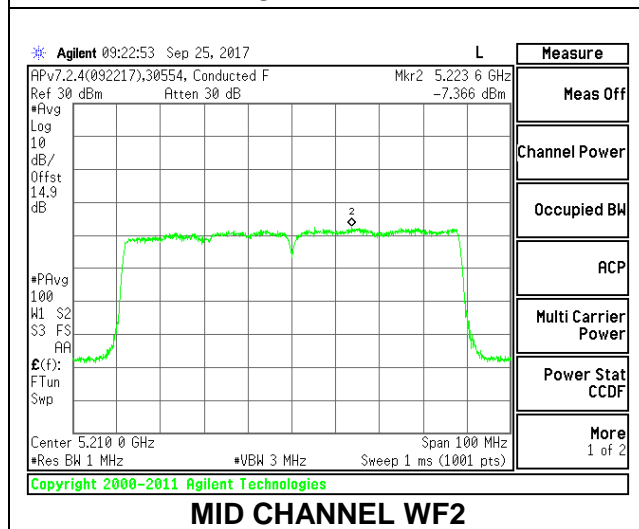
MID CHANNEL



MID CHANNEL WF4



MID CHANNEL WF3



MID CHANNEL WF2

3TX Antenna WF4 + Antenna WF3 + Antenna WF2 BF Mode

Antenna Gain and Limits

Channel	Frequency (MHz)	Directional Gain for Power (dBi)	Directional Gain for PSD (dBi)	Power Limit (dBm)	PSD Limit (dBm)
Mid	5210	7.76	7.76	22.24	9.24

Duty Cycle CF (dB)	0.31	Included in Calculations of Corr'd Power & PSD
---------------------------	------	---

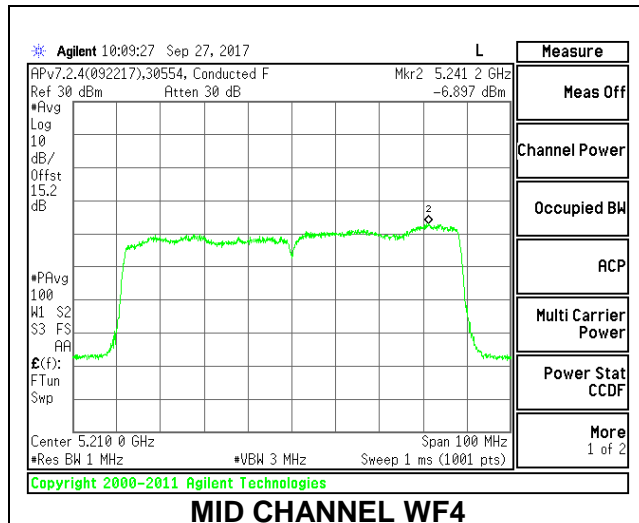
Output Power Results

Channel	Frequency (MHz)	WF4 Meas Power (dBm)	WF3 Meas Power (dBm)	WF2 Meas Power (dBm)	Total Corr'd Power (dBm)	Power Limit (dBm)	Power Margin (dB)
Mid	5210	7.77	7.95	7.85	12.63	22.24	-9.61

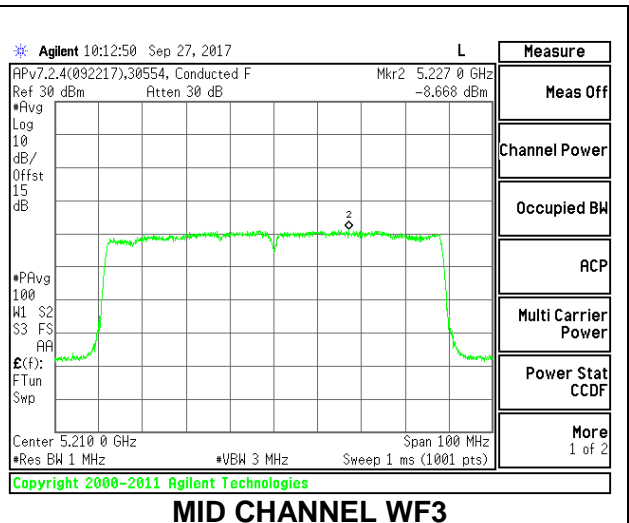
PSD Results

Channel	Frequency (MHz)	WF4 Meas PSD (dBm)	WF3 Meas PSD (dBm)	WF2 Meas PSD (dBm)	Total Corr'd PSD (dBm)	PSD Limit (dBm)	PSD Margin (dB)
Mid	5210	-6.90	-8.67	-8.24	-2.79	9.24	-12.03

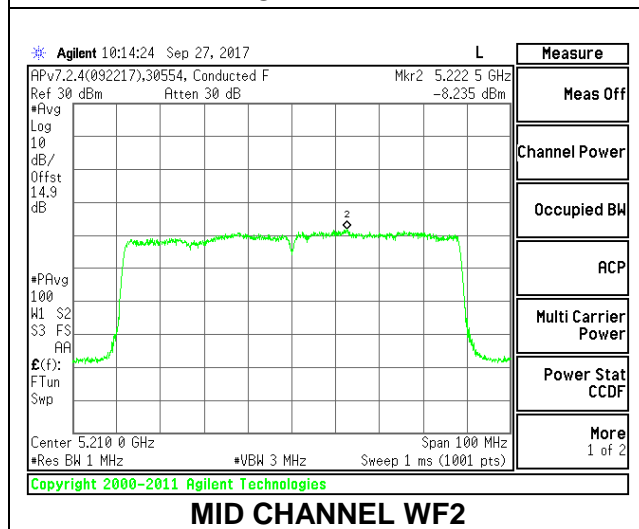
MID CHANNEL



MID CHANNEL WF4



MID CHANNEL WF3



MID CHANNEL WF2

4.5.4. 802.11n HT20 MODE IN THE 5.3 GHz BAND

1TX Antenna WF4

Bandwidth and Antenna Gain

Channel	Frequency (MHz)	Min 26 dB BW (MHz)	Min 99% BW (MHz)	Directional Gain (dBi)
Low	5260	22.35	17.660	2.20
Mid	5300	22.35	17.744	2.20
High	5320	22.20	17.552	2.20

Limits

Channel	Frequency (MHz)	FCC Power Limit (dBm)	IC Power Limit (dBm)	IC EIRP Limit (dBm)	Power Limit (dBm)	FCC PSD Limit (dBm)	IC PSD Limit (dBm)	PSD Limit (dBm)
Low	5260	24.00	23.47	29.47	23.47	11.00	11.00	11.00
Mid	5300	24.00	23.49	29.49	23.49	11.00	11.00	11.00
High	5320	24.00	23.44	29.44	23.44	11.00	11.00	11.00

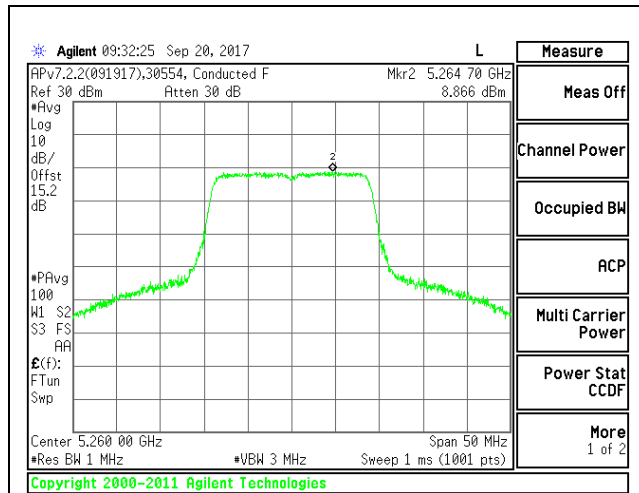
Duty Cycle CF (dB)	0.23	Included in Calculations of Corr'd Power & PSD
---------------------------	------	---

Output Power Results

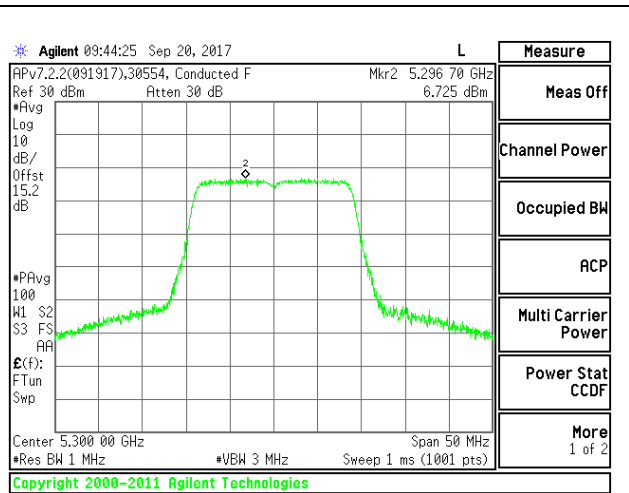
Channel	Frequency (MHz)	WF4 Meas Power (dBm)	Total Corr'd Power (dBm)	Power Limit (dBm)	Power Margin (dB)
Low	5260	19.880	19.88	23.47	-3.59
Mid	5300	17.810	17.81	23.49	-5.68
High	5320	16.420	16.42	23.44	-7.02

PSD Results

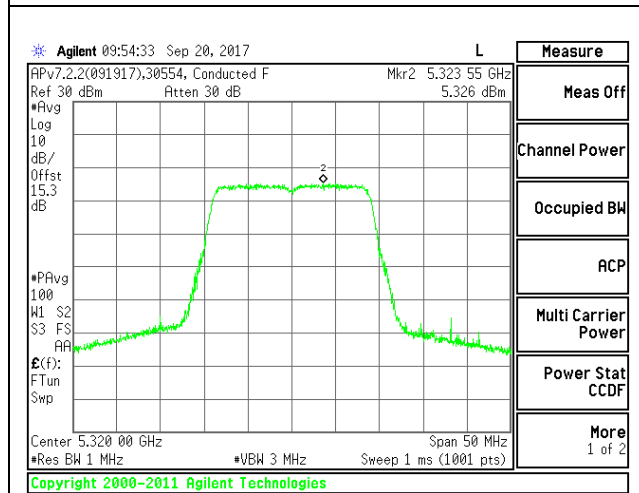
Channel	Frequency (MHz)	WF4 Meas PSD (dBm)	Total Corr'd PSD (dBm)	PSD Limit (dBm)	PSD Margin (dB)
Low	5260	8.866	9.10	11.00	-1.90
Mid	5300	6.725	6.96	11.00	-4.05
High	5320	5.326	5.56	11.00	-5.44



LOW CHANNEL



MID CHANNEL



HIGH CHANNEL

1TX Antenna WF3

Bandwidth and Antenna Gain

Channel	Frequency (MHz)	Min 26 dB BW (MHz)	Min 99% BW (MHz)	Directional Gain (dBi)
Low	5260	22.05	17.730	2.30
Mid	5300	22.15	17.694	2.30
High	5320	22.00	17.714	2.30

Limits

Channel	Frequency (MHz)	FCC Power Limit (dBm)	IC Power Limit (dBm)	IC EIRP Limit (dBm)	Power Limit (dBm)	FCC PSD Limit (dBm)	IC PSD Limit (dBm)	PSD Limit (dBm)
Low	5260	24.00	23.49	29.49	23.49	11.00	11.00	11.00
Mid	5300	24.00	23.48	29.48	23.48	11.00	11.00	11.00
High	5320	24.00	23.48	29.48	23.48	11.00	11.00	11.00

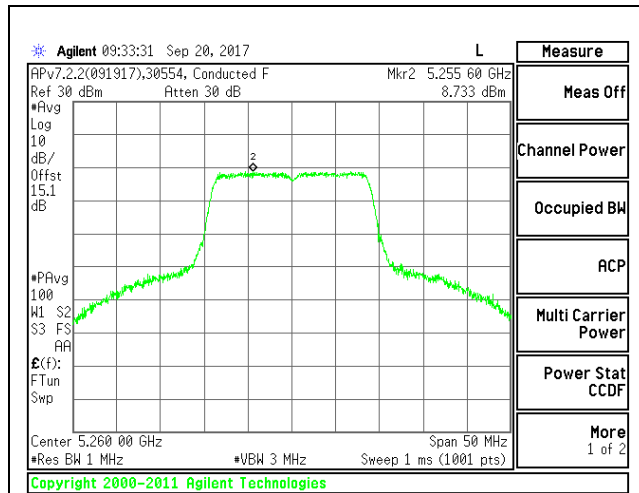
Duty Cycle CF (dB)	0.23	Included in Calculations of Corr'd Power & PSD
---------------------------	------	---

Output Power Results

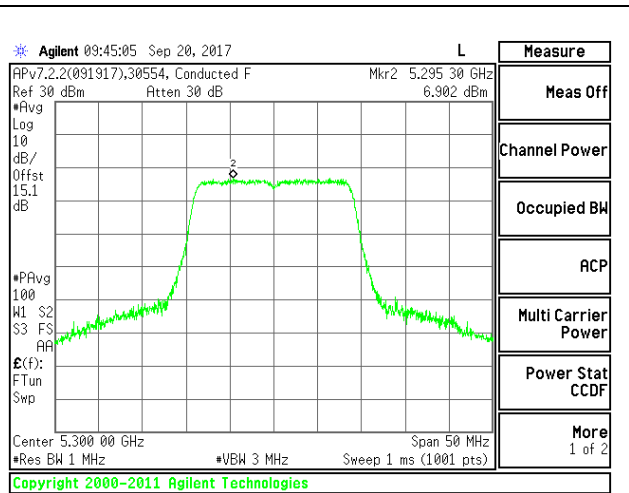
Channel	Frequency (MHz)	WF3 Meas Power (dBm)	Total Corr'd Power (dBm)	Power Limit (dBm)	Power Margin (dB)
Low	5260	19.860	19.86	23.49	-3.63
Mid	5300	17.910	17.91	23.48	-5.57
High	5320	16.420	16.42	23.48	-7.06

PSD Results

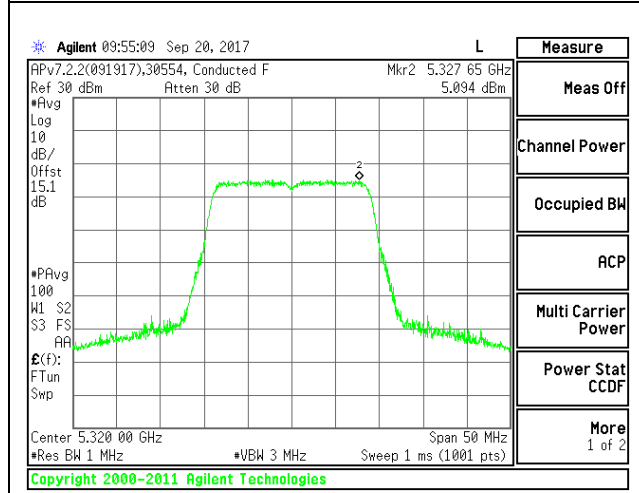
Channel	Frequency (MHz)	WF3 Meas PSD (dBm)	Total Corr'd PSD (dBm)	PSD Limit (dBm)	PSD Margin (dB)
Low	5260	8.733	8.96	11.00	-2.04
Mid	5300	6.902	7.13	11.00	-3.87
High	5320	5.094	5.32	11.00	-5.68



LOW CHANNEL



MID CHANNEL



HIGH CHANNEL

1TX Antenna WF2

Bandwidth and Antenna Gain

Channel	Frequency (MHz)	Min 26 dB BW (MHz)	Min 99% BW (MHz)	Directional Gain (dBi)
Low	5260	22.20	17.738	3.90
Mid	5300	22.10	17.825	3.90
High	5320	22.15	17.722	3.90

Limits

Channel	Frequency (MHz)	FCC Power Limit (dBm)	IC Power Limit (dBm)	IC EIRP Limit (dBm)	Power Limit (dBm)	FCC PSD Limit (dBm)	IC PSD Limit (dBm)	PSD Limit (dBm)
Low	5260	24.00	23.49	29.49	23.49	11.00	11.00	11.00
Mid	5300	24.00	23.51	29.51	23.51	11.00	11.00	11.00
High	5320	24.00	23.49	29.49	23.49	11.00	11.00	11.00

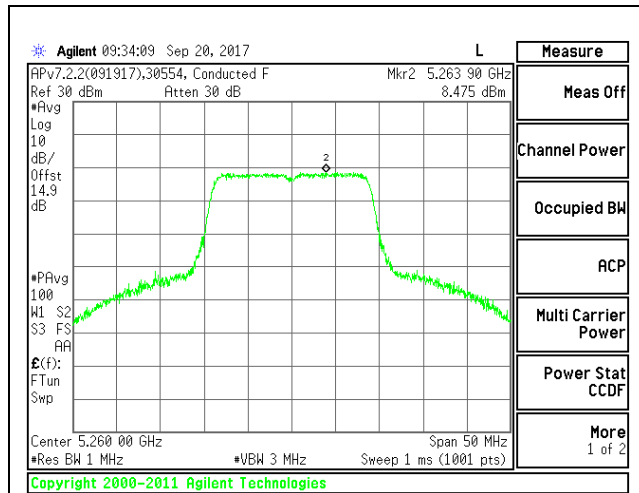
Duty Cycle CF (dB)	0.23	Included in Calculations of Corr'd Power & PSD
---------------------------	------	---

Output Power Results

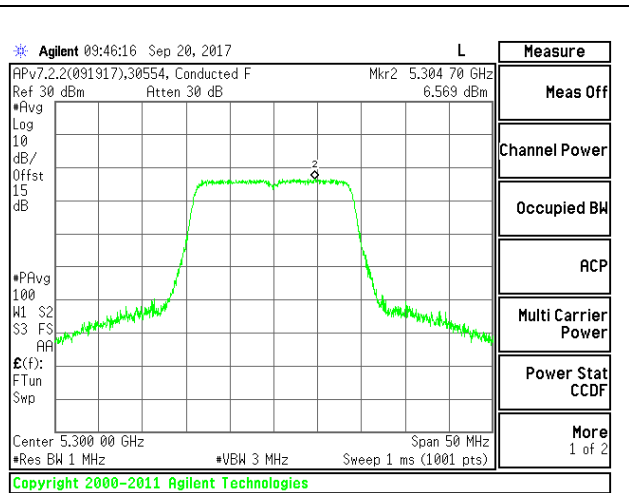
Channel	Frequency (MHz)	WF2 Meas Power (dBm)	Total Corr'd Power (dBm)	Power Limit (dBm)	Power Margin (dB)
Low	5260	19.790	19.79	23.49	-3.70
Mid	5300	17.820	17.82	23.51	-5.69
High	5320	16.430	16.43	23.49	-7.06

PSD Results

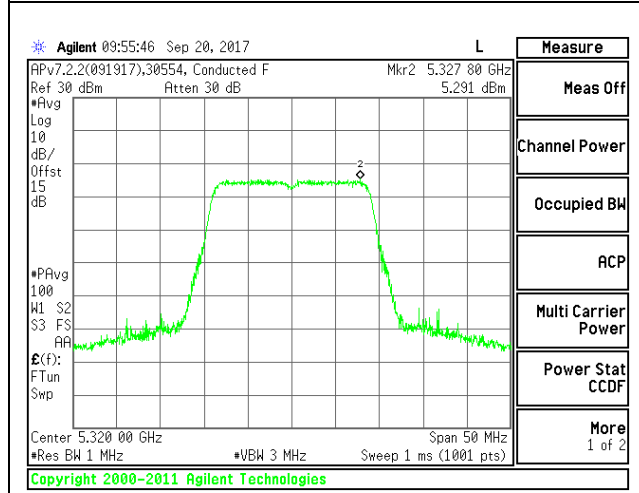
Channel	Frequency (MHz)	WF2 Meas PSD (dBm)	Total Corr'd PSD (dBm)	PSD Limit (dBm)	PSD Margin (dB)
Low	5260	8.475	8.71	11.00	-2.30
Mid	5300	6.569	6.80	11.00	-4.20
High	5320	5.291	5.52	11.00	-5.48



LOW CHANNEL



MID CHANNEL



HIGH CHANNEL

2TX Antenna WF4 + Antenna WF3 CDD Mode

Bandwidth and Antenna Gain

Channel	Frequency (MHz)	Min 26 dB BW (MHz)	Min 99% BW (MHz)	Directional Gain for Power (dBi)	Directional Gain for PPSD (dBi)
Low	5260	22.05	17.8120	2.25	5.26
Mid	5300	22.00	17.7780	2.25	5.26
High	5320	21.95	17.7100	2.25	5.26

Limits

Channel	Frequency (MHz)	FCC Power Limit (dBm)	IC Power Limit (dBm)	IC EIRP Limit (dBm)	Power Limit (dBm)	FCC PPSD Limit (dBm)	IC PSD Limit (dBm)	PPSD Limit (dBm)
Low	5260	24.00	23.51	29.51	23.51	11.00	11.00	11.00
Mid	5300	24.00	23.50	29.50	23.50	11.00	11.00	11.00
High	5320	24.00	23.48	29.48	23.48	11.00	11.00	11.00

Duty Cycle CF (dB)	0.23	Included in Calculations of Corr'd Power & PPSD
---------------------------	------	--

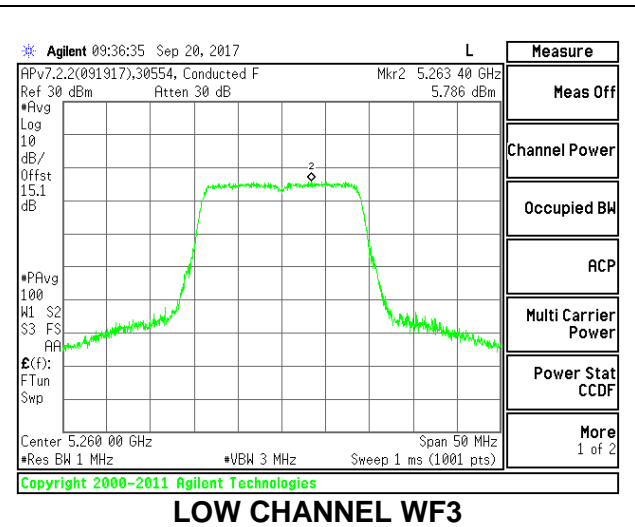
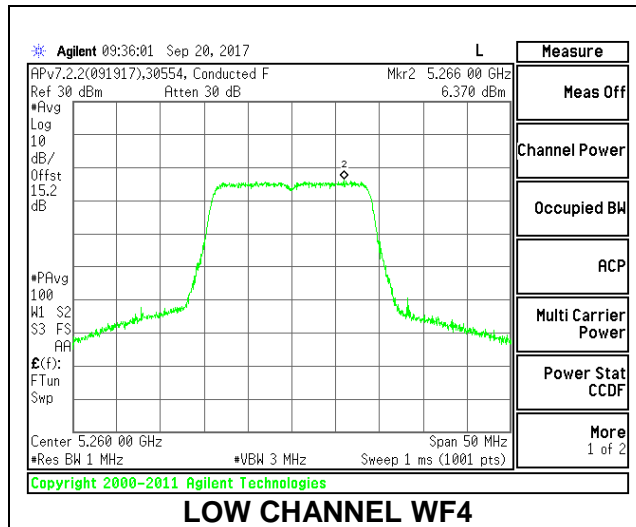
Output Power Results

Channel	Frequency (MHz)	WF4 Meas Power (dBm)	WF3 Meas Power (dBm)	Total Corr'd Power (dBm)	Power Limit (dBm)	Power Margi (dB)
Low	5260	16.81	16.75	19.79	23.51	-3.72
Mid	5300	16.93	16.86	19.91	23.50	-3.59
High	5320	16.43	16.36	19.41	23.48	-4.08

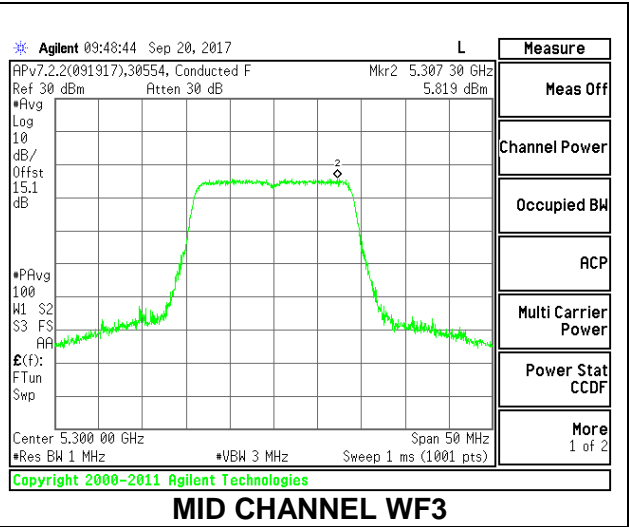
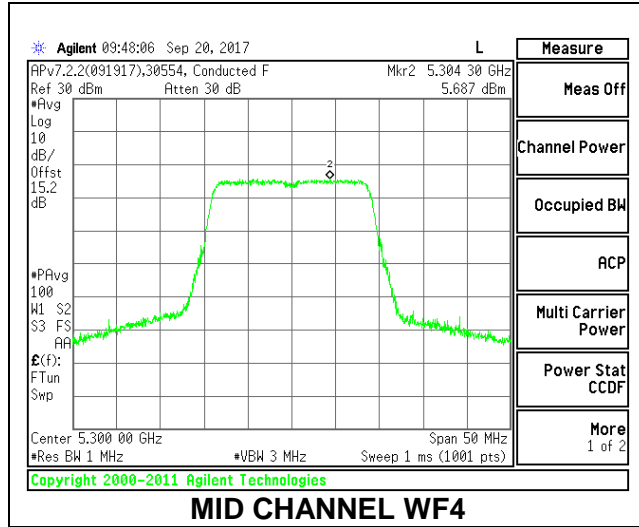
PPSD Results

Channel	Frequency (MHz)	WF4 Meas PPSD (dBm)	WF3 Meas PPSD (dBm)	Total Corr'd PPSD (dBm)	PPSD Limit (dBm)	PPSD Margi (dB)
Low	5260	6.37	5.79	9.33	11.00	-1.67
Mid	5300	5.69	5.82	8.99	11.00	-2.01
High	5320	5.19	5.11	8.39	11.00	-2.61

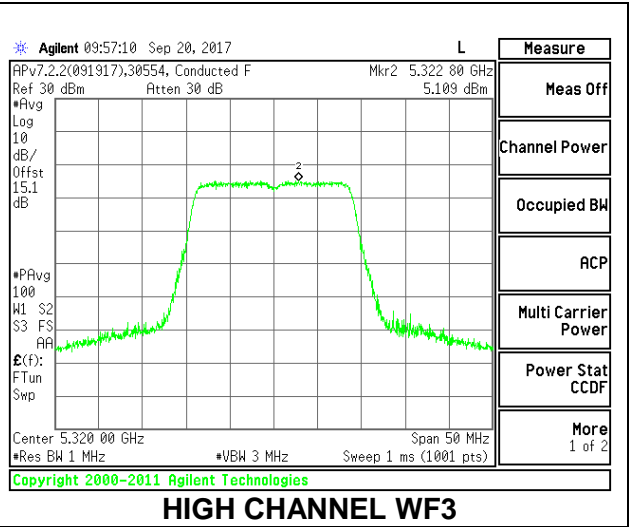
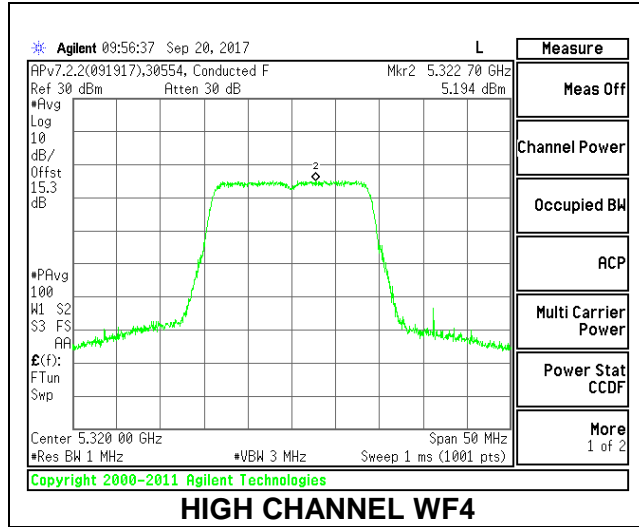
LOW CHANNEL



MID CHANNEL



HIGH CHANNEL



2TX Antenna WF4 + Antenna WF3 SDM Mode

Bandwidth and Antenna Gain

Channel	Frequency (MHz)	Min 26 dB BW (MHz)	Min 99% BW (MHz)	Directional Gain for Power (dBi)	Directional Gain for PPSD (dBi)
Low	5260	21.90	17.7920	2.25	2.25
Mid	5300	21.80	17.7790	2.25	2.25
High	5320	21.85	17.7860	2.25	2.25

Limits

Channel	Frequency (MHz)	FCC Power Limit (dBm)	IC Power Limit (dBm)	IC EIRP Limit (dBm)	Power Limit (dBm)	FCC PPSD Limit (dBm)	IC PSD Limit (dBm)	PPSD Limit (dBm)
Low	5260	24.00	23.50	29.50	23.50	11.00	11.00	11.00
Mid	5300	24.00	23.50	29.50	23.50	11.00	11.00	11.00
High	5320	24.00	23.50	29.50	23.50	11.00	11.00	11.00

Duty Cycle CF (dB)	0.23	Included in Calculations of Corr'd Power & PPSD
---------------------------	------	--

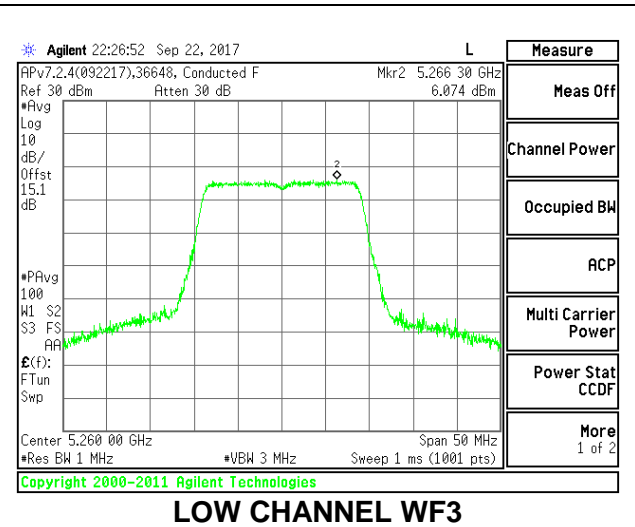
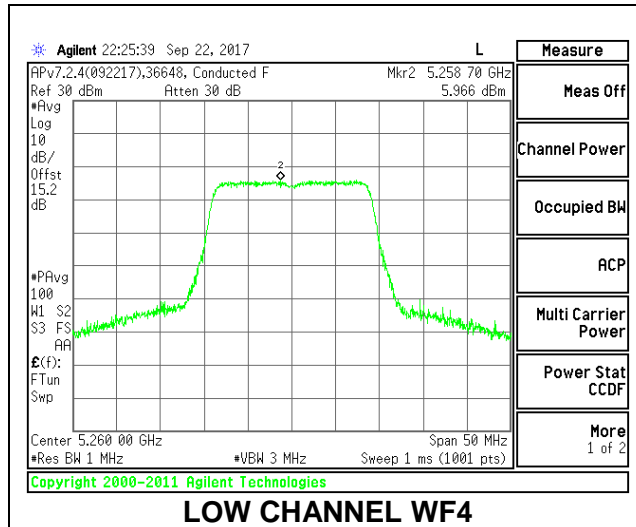
Output Power Results

Channel	Frequency (MHz)	WF4 Meas Power (dBm)	WF3 Meas Power (dBm)	Total Corr'd Power (dBm)	Power Limit (dBm)	Power Margi (dB)
Low	5260	16.83	16.75	19.80	23.50	-3.70
Mid	5300	16.91	16.83	19.88	23.50	-3.62
High	5320	16.38	16.32	19.36	23.50	-4.14

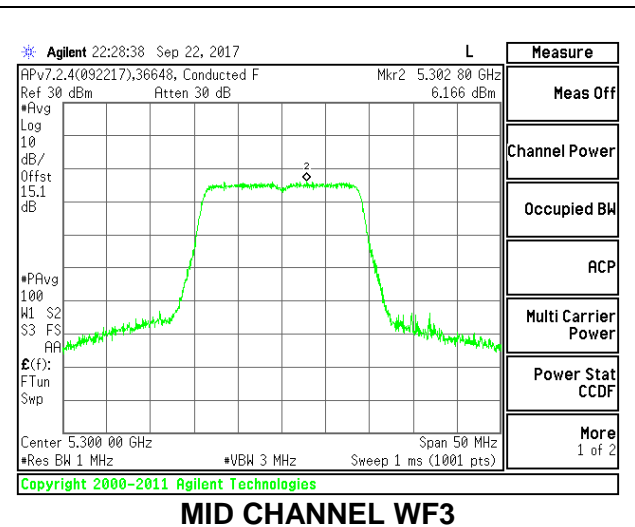
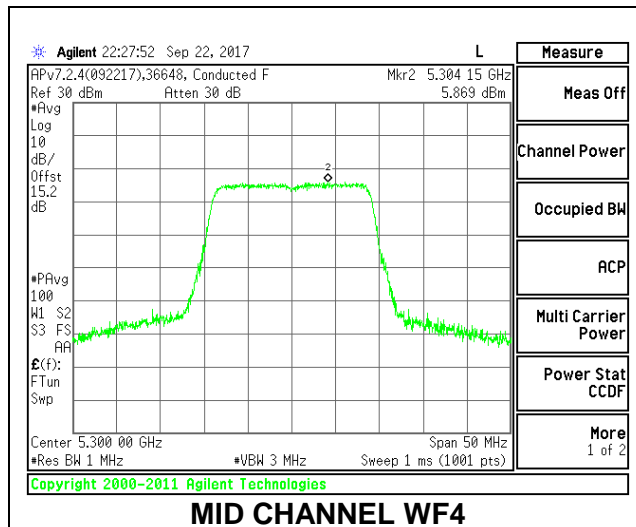
PPSD Results

Channel	Frequency (MHz)	WF4 Meas PPSD (dBm)	WF3 Meas PPSD (dBm)	Total Corr'd PPSD (dBm)	PPSD Limit (dBm)	PPSD Margi (dB)
Low	5260	5.97	6.07	9.26	11.00	-1.74
Mid	5300	5.87	6.17	9.26	11.00	-1.74
High	5320	5.72	5.28	8.74	11.00	-2.26

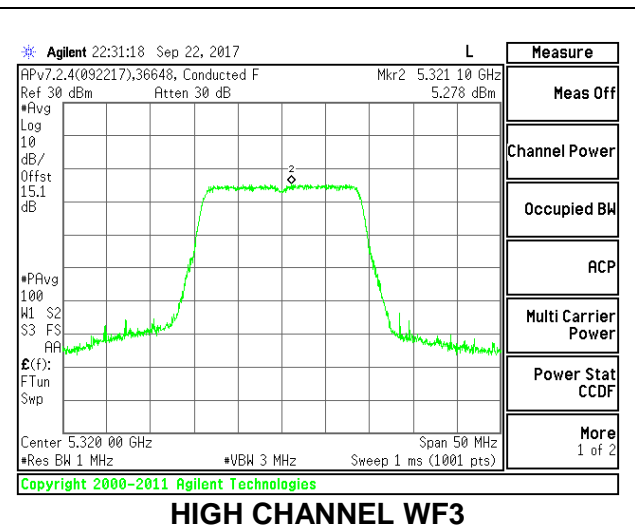
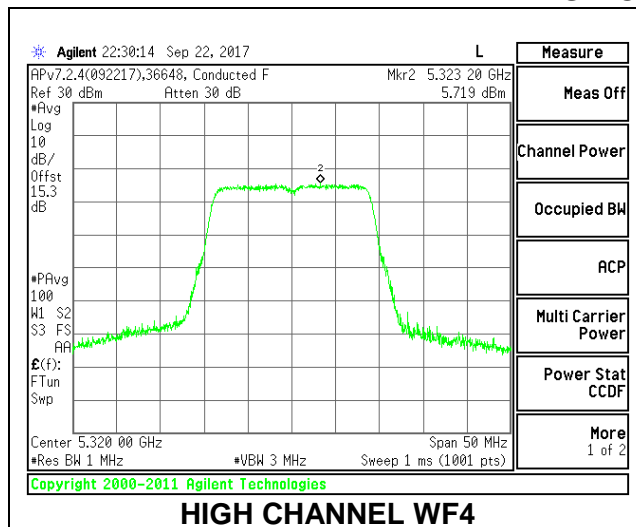
LOW CHANNEL



MID CHANNEL



HIGH CHANNEL



2TX Antenna WF4 + Antenna WF3 BF Mode

Bandwidth and Antenna Gain

Channel	Frequency (MHz)	Min 26 dB BW (MHz)	Min 99% BW (MHz)	Directional Gain for Power (dBi)	Directional Gain for PPSD (dBi)
Low	5260	21.95	17.6300	5.26	5.26
Mid	5300	21.85	17.7760	5.26	5.26
High	5320	21.90	17.7750	5.26	5.26

Limits

Channel	Frequency (MHz)	FCC Power Limit (dBm)	IC Power Limit (dBm)	IC EIRP Limit (dBm)	Power Limit (dBm)	FCC PPSD Limit (dBm)	IC PSD Limit (dBm)	PPSD Limit (dBm)
Low	5260	24.00	23.46	29.46	23.46	11.00	11.00	11.00
Mid	5300	24.00	23.50	29.50	23.50	11.00	11.00	11.00
High	5320	24.00	23.50	29.50	23.50	11.00	11.00	11.00

Duty Cycle CF (dB)	0.12	Included in Calculations of Corr'd Power & PPSD
---------------------------	------	--

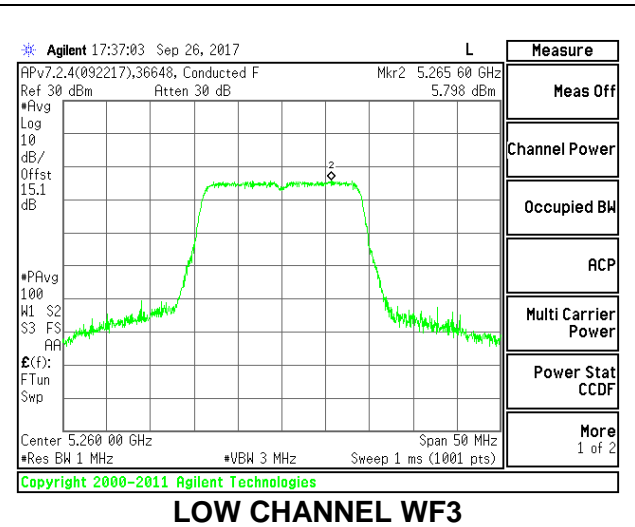
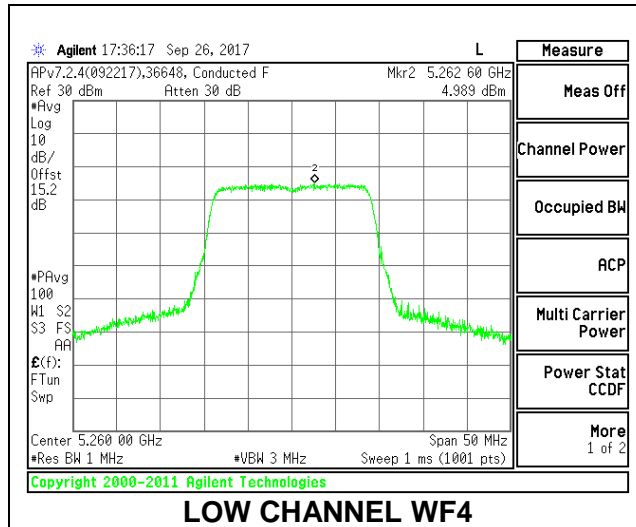
Output Power Results

Channel	Frequency (MHz)	WF4 Meas Power (dBm)	WF3 Meas Power (dBm)	Total Corr'd Power (dBm)	Power Limit (dBm)	Power Margi (dB)
Low	5260	16.82	16.75	19.80	23.46	-3.67
Mid	5300	16.88	16.79	19.85	23.50	-3.65
High	5320	15.41	15.38	18.41	23.50	-5.09

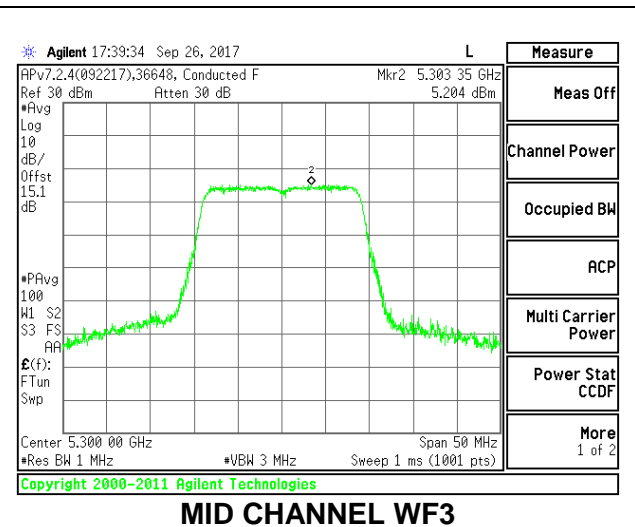
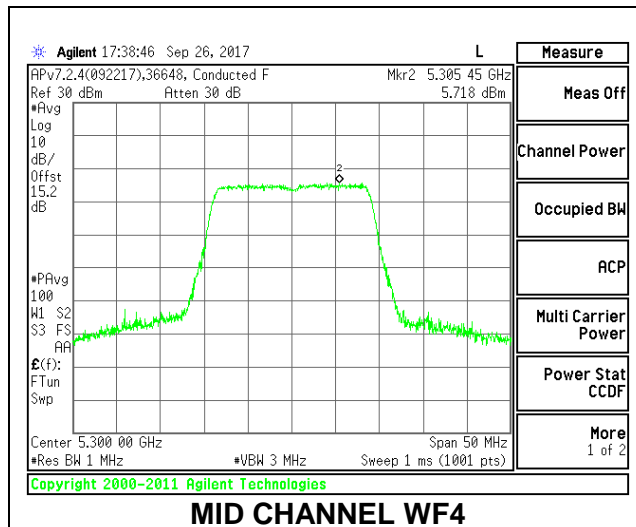
PPSD Results

Channel	Frequency (MHz)	WF4 Meas PPSD (dBm)	WF3 Meas PPSD (dBm)	Total Corr'd PPSD (dBm)	PPSD Limit (dBm)	PPSD Margi (dB)
Low	5260	4.99	5.80	8.54	11.00	-2.46
Mid	5300	5.72	5.20	8.60	11.00	-2.40
High	5320	4.59	4.20	7.53	11.00	-3.47

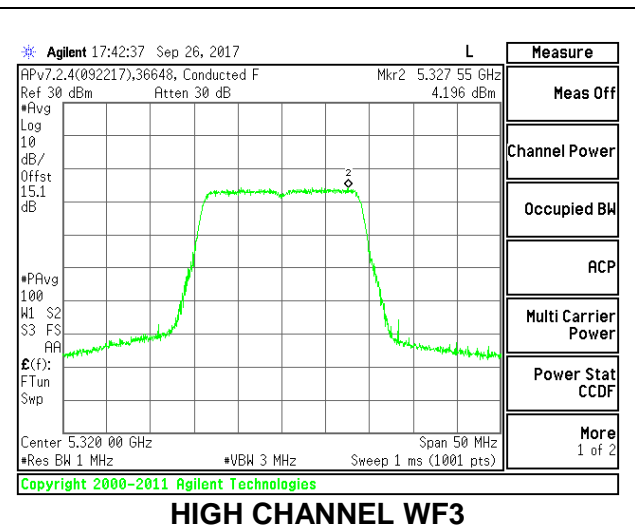
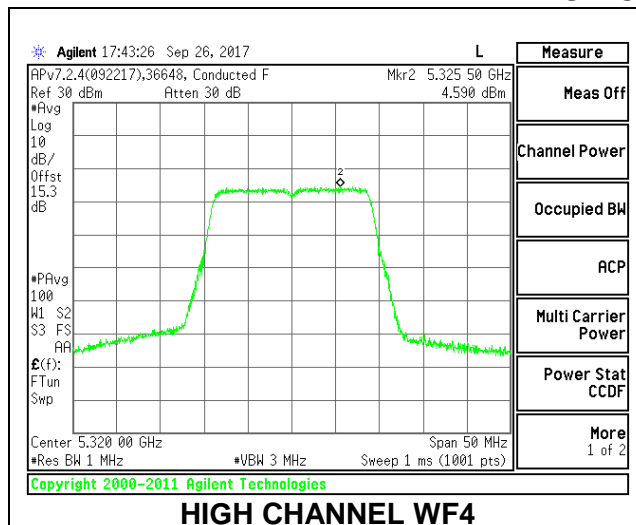
LOW CHANNEL



MID CHANNEL



HIGH CHANNEL



2TX Antenna WF4 + Antenna WF2 CDD Mode

Bandwidth and Antenna Gain

Channel	Frequency (MHz)	Min 26 dB BW (MHz)	Min 99% BW (MHz)	Directional Gain for Power (dBi)	Directional Gain for PPSD (dBi)
Low	5260	22.20	17.7400	3.13	6.10
Mid	5300	22.15	17.7880	3.13	6.10
High	5320	22.15	17.8050	3.13	6.10

Limits

Channel	Frequency (MHz)	FCC Power Limit (dBm)	IC Power Limit (dBm)	IC EIRP Limit (dBm)	Power Limit (dBm)	FCC PPSD Limit (dBm)	IC PSD Limit (dBm)	PPSD Limit (dBm)
Low	5260	24.00	23.49	29.49	23.49	10.90	11.00	10.90
Mid	5300	24.00	23.50	29.50	23.50	10.90	11.00	10.90
High	5320	24.00	23.51	29.51	23.51	10.90	11.00	10.90

Duty Cycle CF (dB)	0.23	Included in Calculations of Corr'd Power & PPSD
---------------------------	------	--

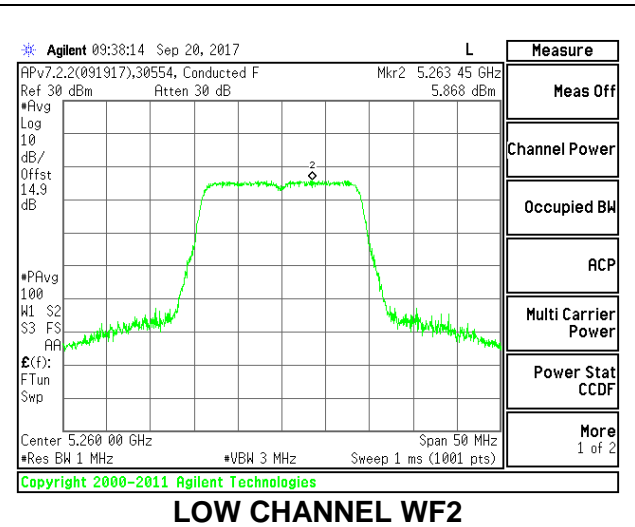
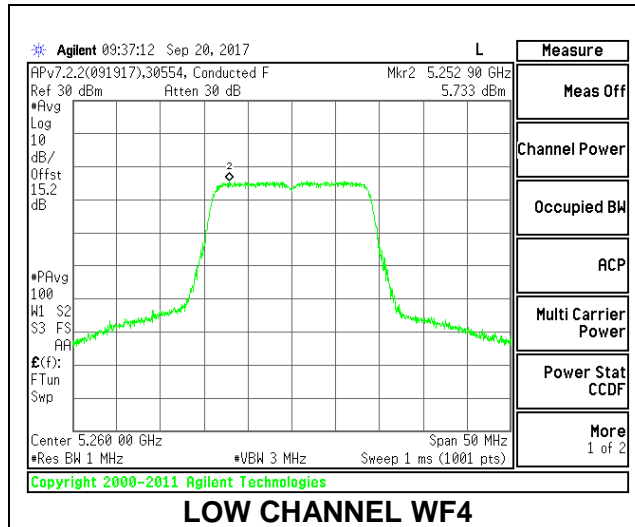
Output Power Results

Channel	Frequency (MHz)	WF4 Meas Power (dBm)	WF2 Meas Power (dBm)	Total Corr'd Power (dBm)	Power Limit (dBm)	Power Margi (dB)
Low	5260	16.83	16.79	19.82	23.49	-3.67
Mid	5300	16.98	16.95	19.98	23.50	-3.53
High	5320	16.42	16.39	19.42	23.51	-4.09

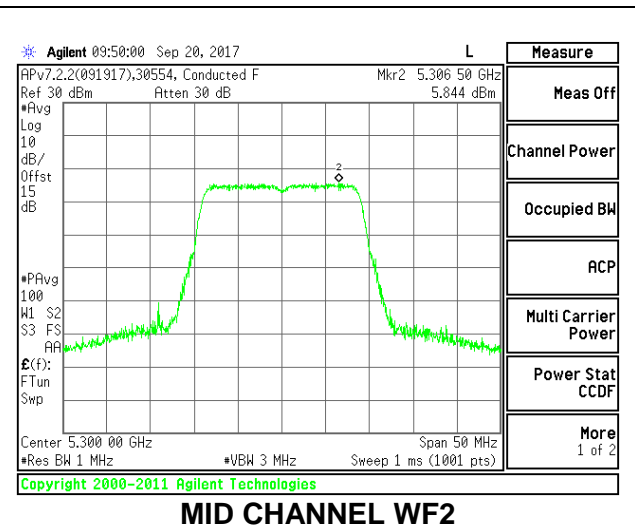
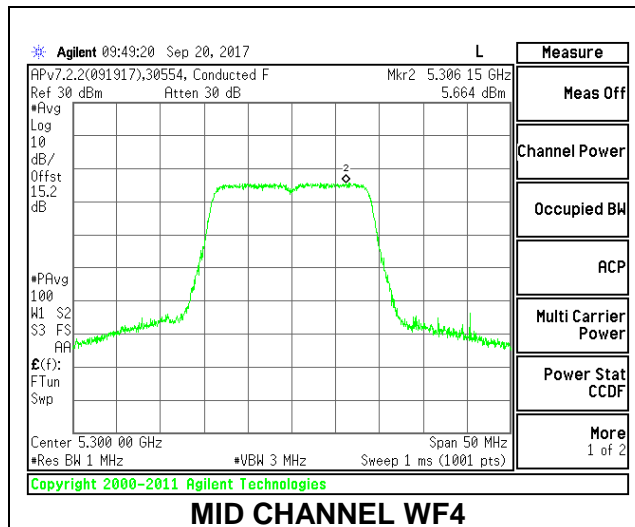
PPSD Results

Channel	Frequency (MHz)	WF4 Meas PPSD (dBm)	WF2 Meas PPSD (dBm)	Total Corr'd PPSD (dBm)	PPSD Limit (dBm)	PPSD Margi (dB)
Low	5260	5.73	5.87	9.04	10.90	-1.86
Mid	5300	5.66	5.84	9.00	10.90	-1.90
High	5320	5.42	5.40	8.65	10.90	-2.25

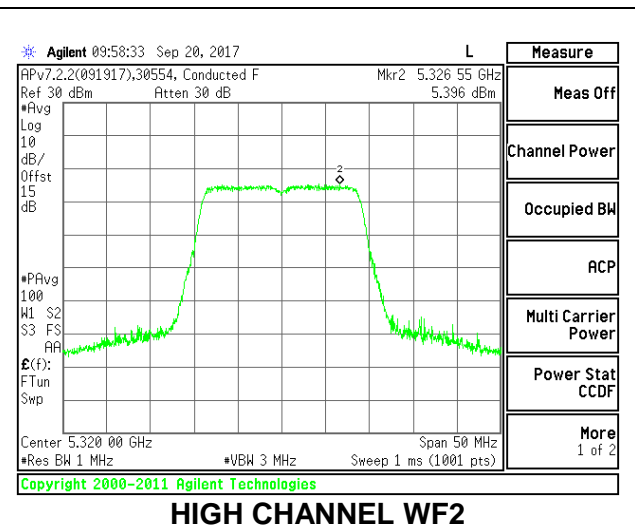
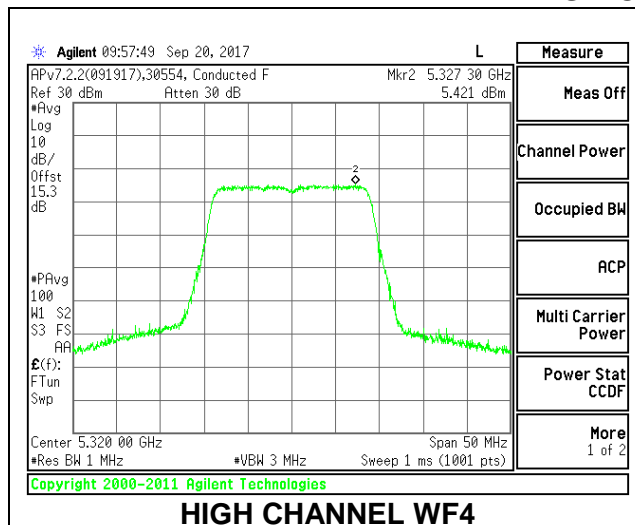
LOW CHANNEL



MID CHANNEL



HIGH CHANNEL



2TX Antenna WF4 + Antenna WF2 SDM Mode

Bandwidth and Antenna Gain

Channel	Frequency (MHz)	Min 26 dB BW (MHz)	Min 99% BW (MHz)	Directional Gain for Power (dBi)	Directional Gain for PPSD (dBi)
Low	5260	21.80	17.8170	3.13	3.13
Mid	5300	21.90	17.8040	3.13	3.13
High	5320	21.95	17.7300	3.13	3.13

Limits

Channel	Frequency (MHz)	FCC Power Limit (dBm)	IC Power Limit (dBm)	IC EIRP Limit (dBm)	Power Limit (dBm)	FCC PPSD Limit (dBm)	IC PSD Limit (dBm)	PPSD Limit (dBm)
Low	5260	24.00	23.51	29.51	23.51	11.00	11.00	11.00
Mid	5300	24.00	23.51	29.51	23.51	11.00	11.00	11.00
High	5320	24.00	23.49	29.49	23.49	11.00	11.00	11.00

Duty Cycle CF (dB)	0.23	Included in Calculations of Corr'd Power & PPSD
---------------------------	------	--

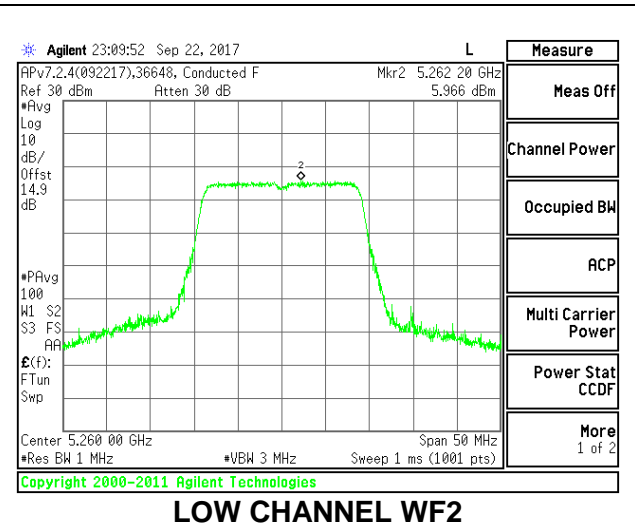
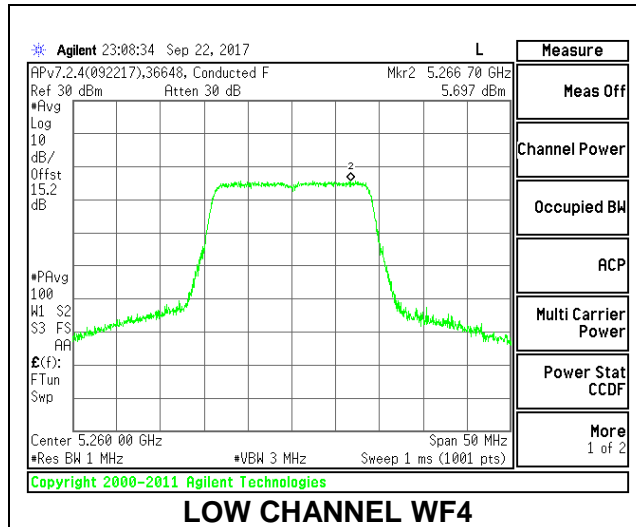
Output Power Results

Channel	Frequency (MHz)	WF4 Meas Power (dBm)	WF2 Meas Power (dBm)	Total Corr'd Power (dBm)	Power Limit (dBm)	Power Margi (dB)
Low	5260	16.89	16.85	19.88	23.51	-3.63
Mid	5300	16.86	16.81	19.85	23.51	-3.66
High	5320	16.43	16.40	19.43	23.49	-4.06

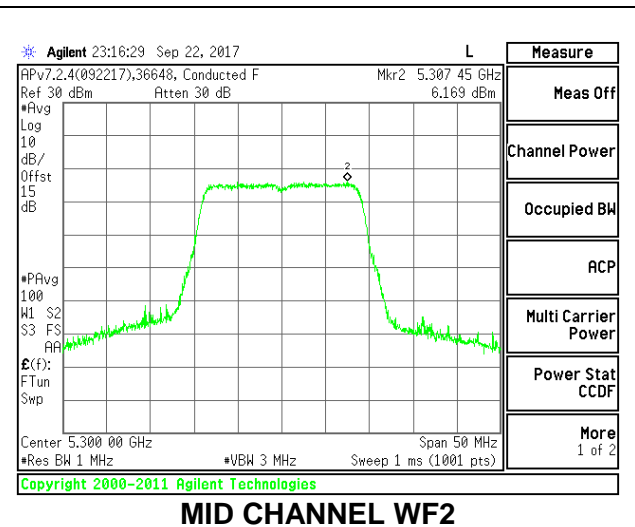
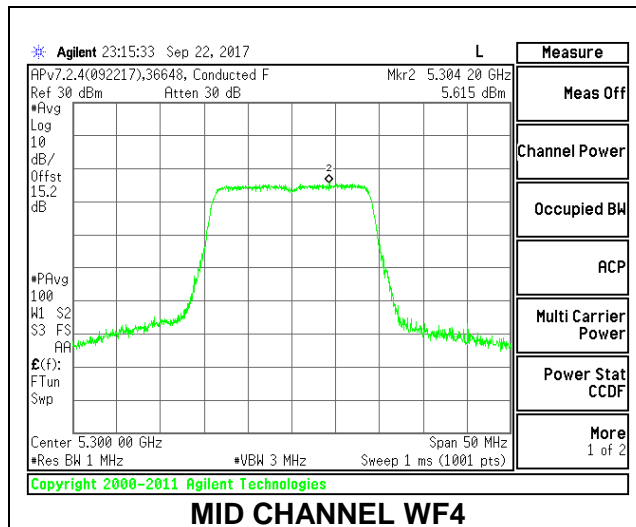
PPSD Results

Channel	Frequency (MHz)	WF4 Meas PPSD (dBm)	WF2 Meas PPSD (dBm)	Total Corr'd PPSD (dBm)	PPSD Limit (dBm)	PPSD Margi (dB)
Low	5260	5.70	5.97	9.07	11.00	-1.93
Mid	5300	5.62	6.17	9.14	11.00	-1.86
High	5320	5.82	5.36	8.84	11.00	-2.16

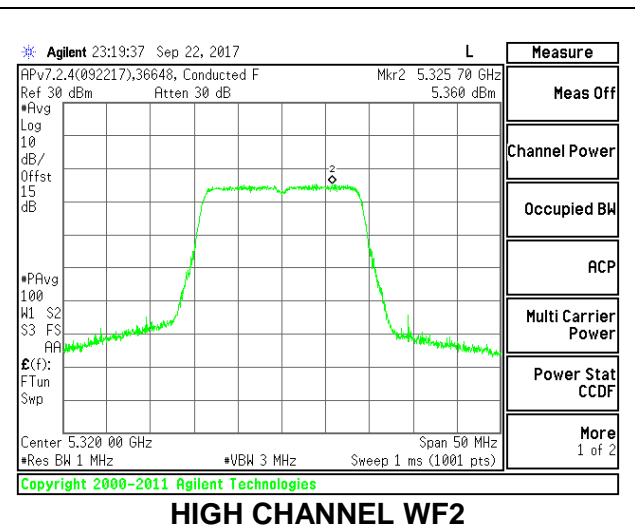
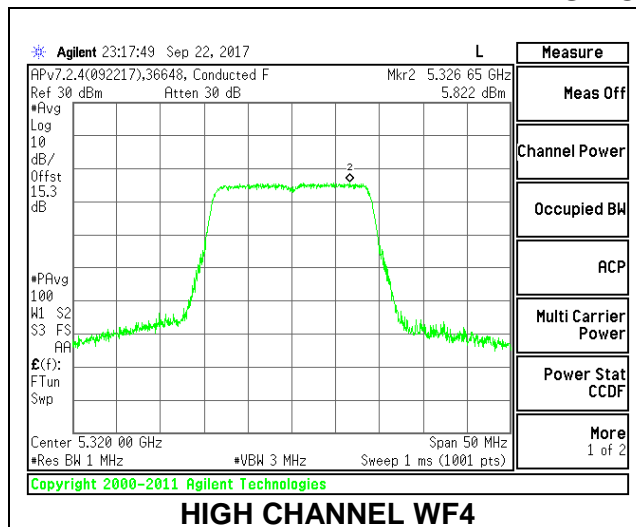
LOW CHANNEL



MID CHANNEL



HIGH CHANNEL



2TX Antenna WF4 + Antenna WF2 BF Mode

Bandwidth and Antenna Gain

Channel	Frequency (MHz)	Min 26 dB BW (MHz)	Min 99% BW (MHz)	Directional Gain for Power (dBi)	Directional Gain for PPSD (dBi)
Low	5260	21.75	17.7770	6.10	6.10
Mid	5300	21.85	17.7970	6.10	6.10
High	5320	21.80	17.6660	6.10	6.10

Limits

Channel	Frequency (MHz)	FCC Power Limit (dBm)	IC Power Limit (dBm)	IC EIRP Limit (dBm)	Power Limit (dBm)	FCC PPSD Limit (dBm)	IC PSD Limit (dBm)	PPSD Limit (dBm)
Low	5260	23.90	23.50	29.50	23.40	10.90	11.00	10.90
Mid	5300	23.90	23.50	29.50	23.40	10.90	11.00	10.90
High	5320	23.90	23.47	29.47	23.37	10.90	11.00	10.90

Duty Cycle CF (dB)	0.12	Included in Calculations of Corr'd Power & PPSD
---------------------------	------	--

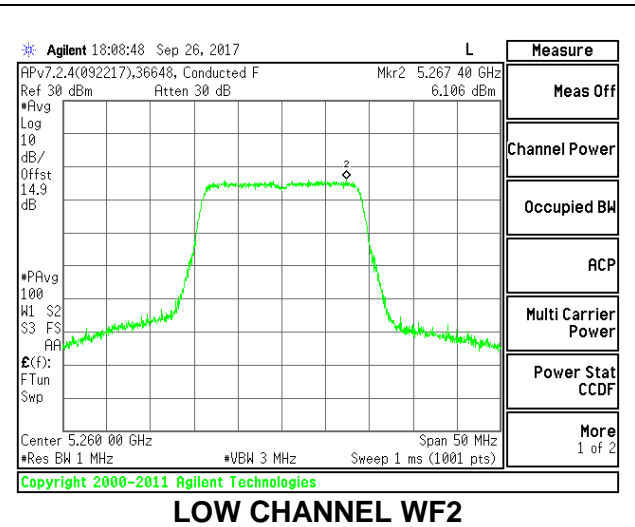
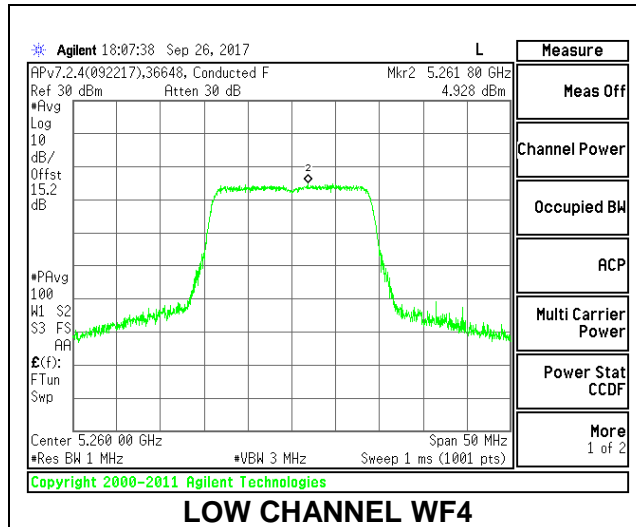
Output Power Results

Channel	Frequency (MHz)	WF4 Meas Power (dBm)	WF2 Meas Power (dBm)	Total Corr'd Power (dBm)	Power Limit (dBm)	Power Margi (dB)
Low	5260	16.980	16.950	19.98	23.40	-3.42
Mid	5300	16.890	16.880	19.90	23.40	-3.51
High	5320	15.460	15.410	18.45	23.37	-4.93

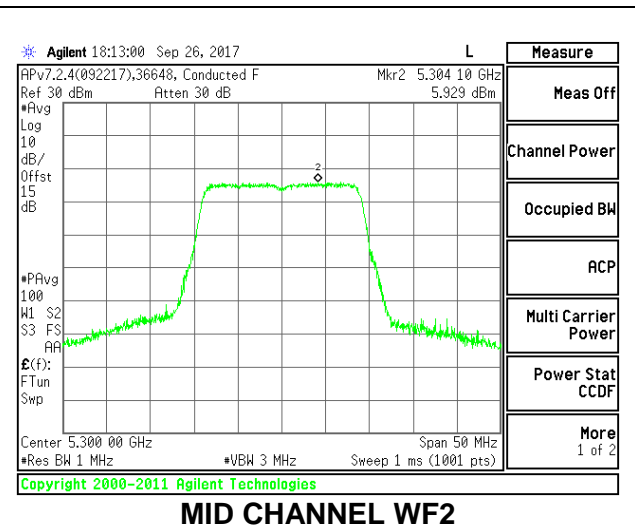
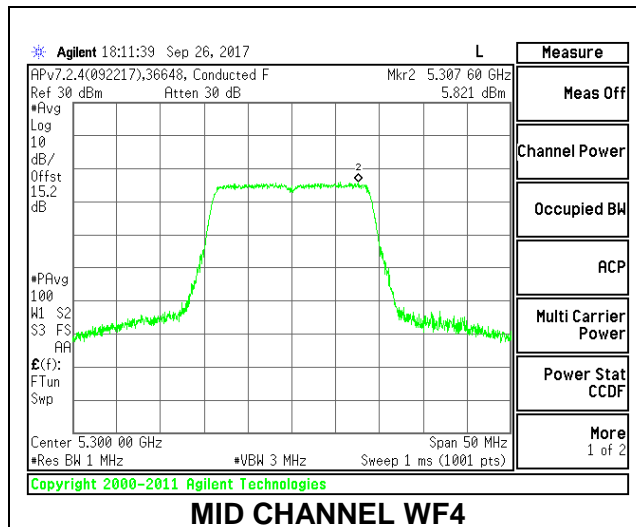
PPSD Results

Channel	Frequency (MHz)	WF4 Meas PPSD (dBm)	WF2 Meas PPSD (dBm)	Total Corr'd PPSD (dBm)	PPSD Limit (dBm)	PPSD Margi (dB)
Low	5260	4.93	6.11	8.69	10.90	-2.21
Mid	5300	5.82	5.93	9.01	10.90	-1.89
High	5320	1.83	4.37	6.41	10.90	-4.49

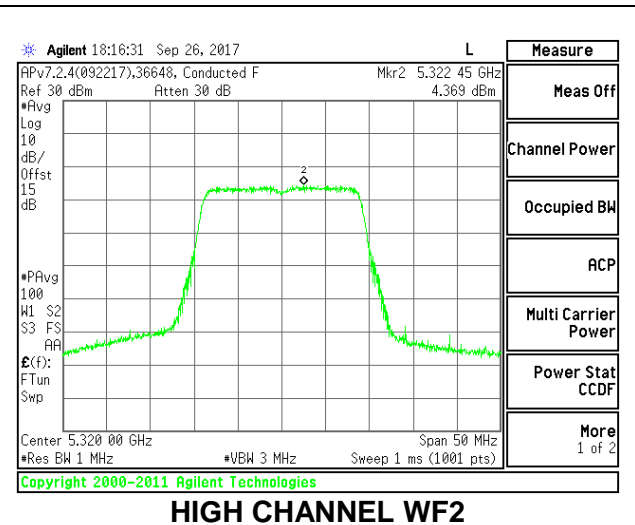
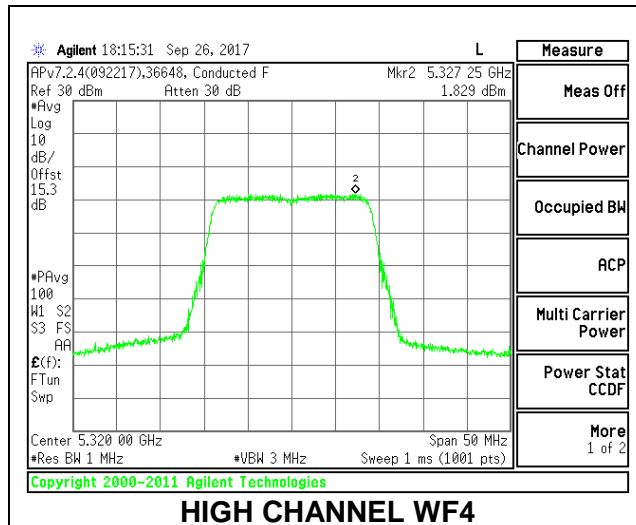
LOW CHANNEL



MID CHANNEL



HIGH CHANNEL



2TX Antenna WF3 + Antenna WF2 CDD Mode

Bandwidth and Antenna Gain

Channel	Frequency (MHz)	Min 26 dB BW (MHz)	Min 99% BW (MHz)	Directional Gain for Power (dBi)	Directional Gain for PPSD (dBi)
Low	5260	22.15	17.6420	3.17	6.15
Mid	5300	22.05	17.7920	3.17	6.15
High	5320	21.90	17.7680	3.17	6.15

Limits

Channel	Frequency (MHz)	FCC Power Limit (dBm)	IC Power Limit (dBm)	IC EIRP Limit (dBm)	Power Limit (dBm)	FCC PPSD Limit (dBm)	IC PSD Limit (dBm)	PPSD Limit (dBm)
Low	5260	24.00	23.47	29.47	23.47	10.85	11.00	10.85
Mid	5300	24.00	23.50	29.50	23.50	10.85	11.00	10.85
High	5320	24.00	23.50	29.50	23.50	10.85	11.00	10.85

Duty Cycle CF (dB)	0.23	Included in Calculations of Corr'd Power & PPSD
---------------------------	------	--

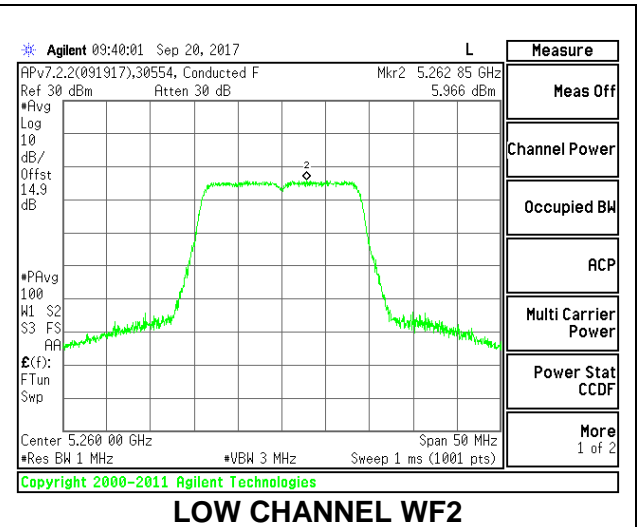
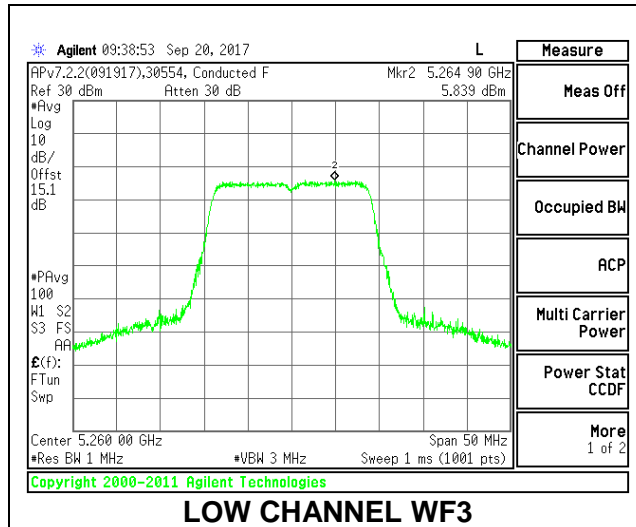
Output Power Results

Channel	Frequency (MHz)	WF3 Meas Power (dBm)	WF2 Meas Power (dBm)	Total Corr'd Power (dBm)	Power Limit (dBm)	Power Margi (dB)
Low	5260	16.89	16.91	19.91	23.47	-3.56
Mid	5300	16.86	16.90	19.89	23.50	-3.61
High	5320	16.35	16.33	19.35	23.50	-4.15

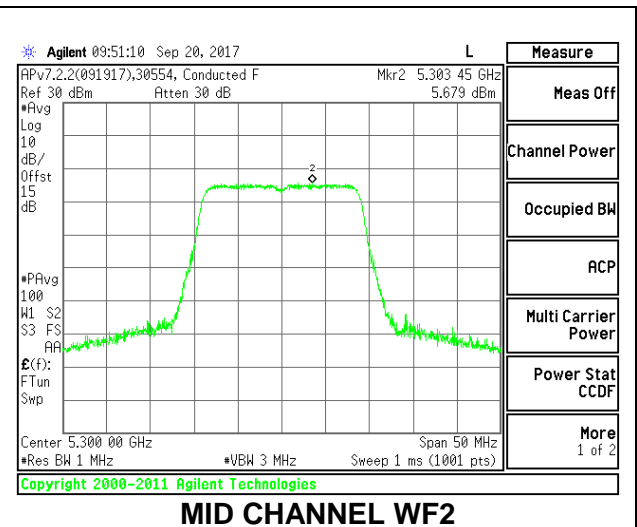
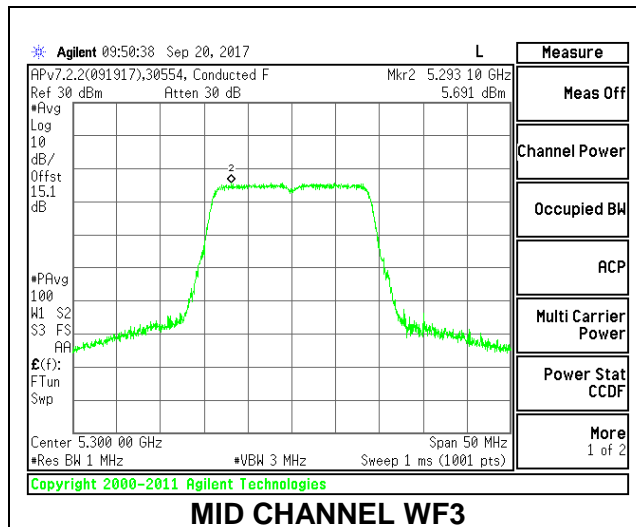
PPSD Results

Channel	Frequency (MHz)	WF3 Meas PPSD (dBm)	WF2 Meas PPSD (dBm)	Total Corr'd PPSD (dBm)	PPSD Limit (dBm)	PPSD Margi (dB)
Low	5260	5.84	5.97	9.14	10.85	-1.71
Mid	5300	5.69	5.68	8.93	10.85	-1.92
High	5320	5.04	5.21	8.36	10.85	-2.49

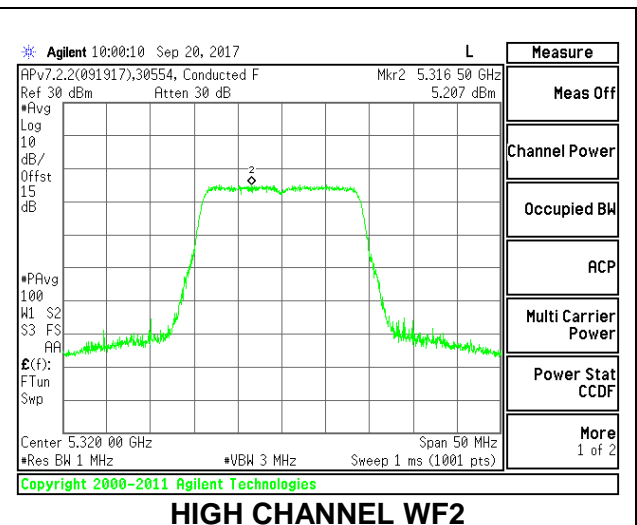
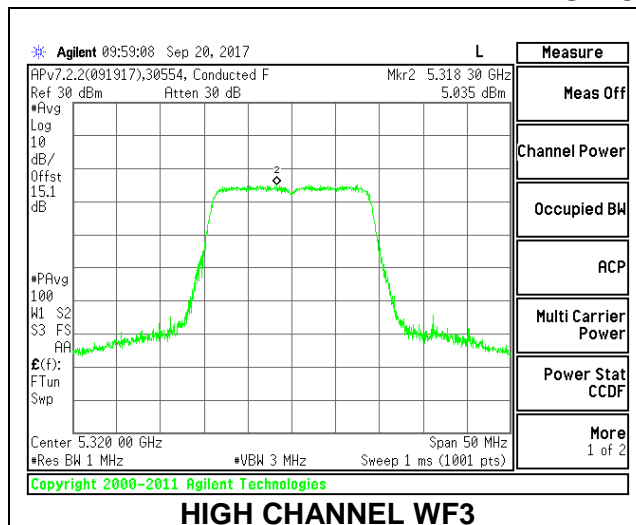
LOW CHANNEL



MID CHANNEL



HIGH CHANNEL



2TX Antenna WF3 + Antenna WF2 SDM Mode

Bandwidth and Antenna Gain

Channel	Frequency (MHz)	Min 26 dB BW (MHz)	Min 99% BW (MHz)	Directional Gain for Power (dBi)	Directional Gain for PPSD (dBi)
Low	5260	21.85	17.7800	3.17	3.17
Mid	5300	21.90	17.7570	3.17	3.17
High	5320	21.85	17.7840	3.17	3.17

Limits

Channel	Frequency (MHz)	FCC Power Limit (dBm)	IC Power Limit (dBm)	IC EIRP Limit (dBm)	Power Limit (dBm)	FCC PPSD Limit (dBm)	IC PSD Limit (dBm)	PPSD Limit (dBm)
Low	5260	24.00	23.50	29.50	23.50	11.00	11.00	11.00
Mid	5300	24.00	23.49	29.49	23.49	11.00	11.00	11.00
High	5320	24.00	23.50	29.50	23.50	11.00	11.00	11.00

Duty Cycle CF (dB)	0.23	Included in Calculations of Corr'd Power & PPSD
---------------------------	------	--

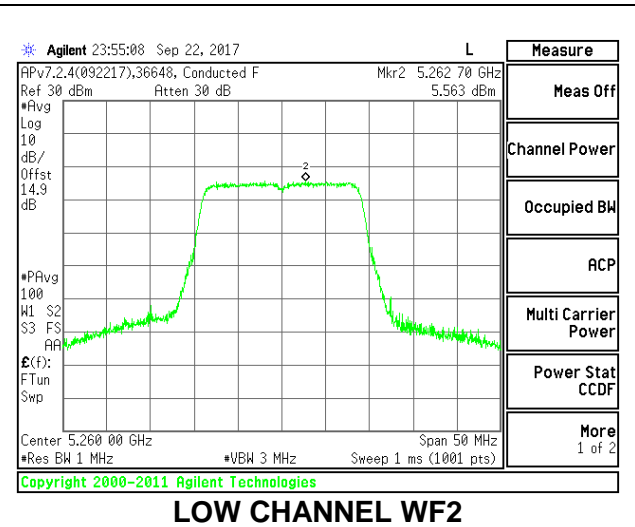
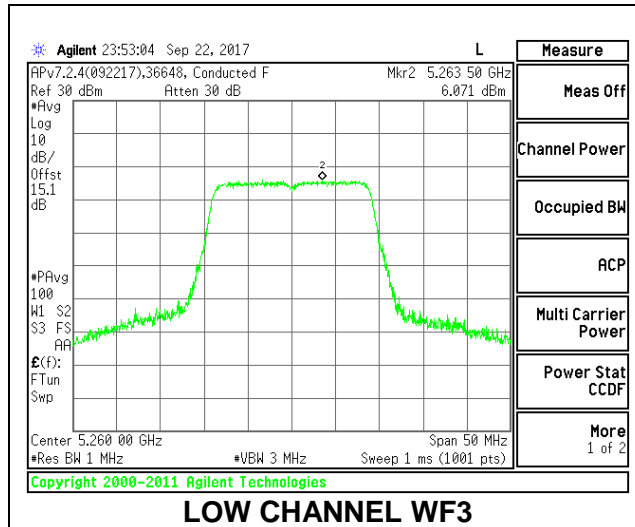
Output Power Results

Channel	Frequency (MHz)	WF3 Meas Power (dBm)	WF2 Meas Power (dBm)	Total Corr'd Power (dBm)	Power Limit (dBm)	Power Margi (dB)
Low	5260	16.88	16.91	19.91	23.50	-3.59
Mid	5300	16.84	16.88	19.87	23.49	-3.62
High	5320	16.39	16.45	19.43	23.50	-4.07

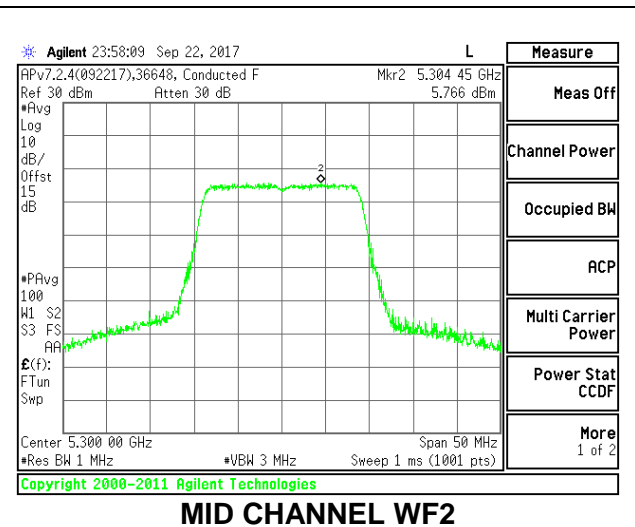
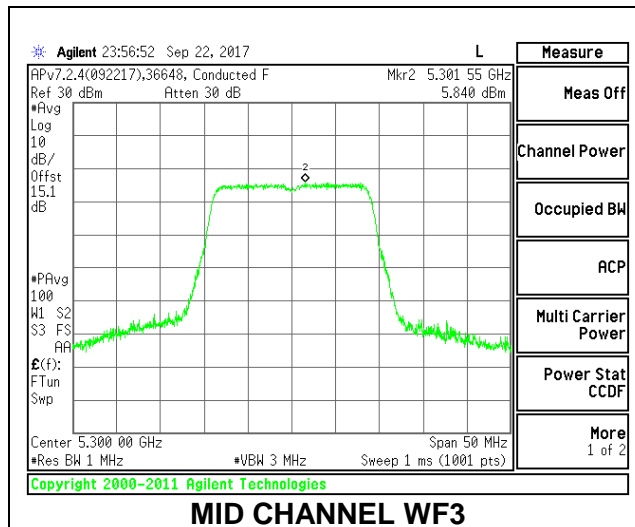
PPSD Results

Channel	Frequency (MHz)	WF3 Meas PPSD (dBm)	WF2 Meas PPSD (dBm)	Total Corr'd PPSD (dBm)	PPSD Limit (dBm)	PPSD Margi (dB)
Low	5260	6.07	5.56	9.06	11.00	-1.94
Mid	5300	5.84	5.77	9.04	11.00	-1.96
High	5320	5.47	5.47	8.71	11.00	-2.29

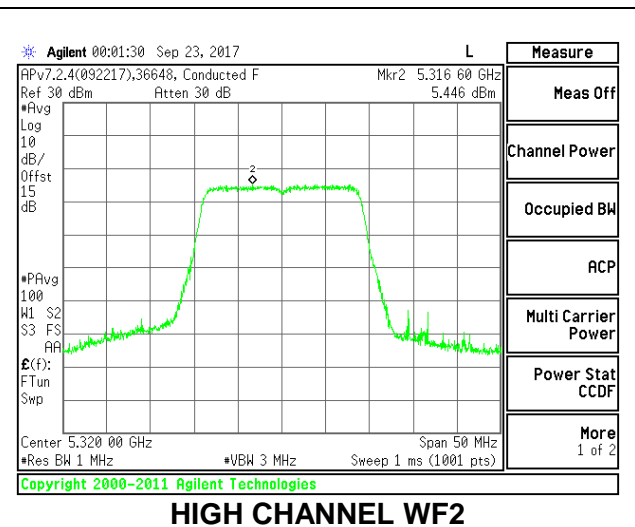
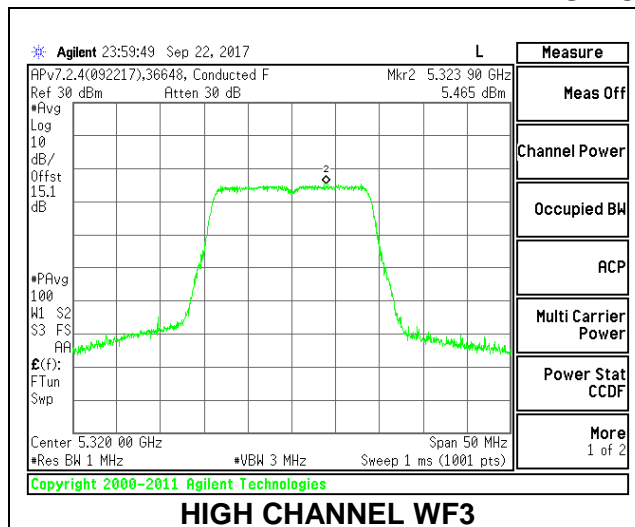
LOW CHANNEL



MID CHANNEL



HIGH CHANNEL



2TX Antenna WF3 + Antenna WF2 BF Mode

Bandwidth and Antenna Gain

Channel	Frequency (MHz)	Min 26 dB BW (MHz)	Min 99% BW (MHz)	Directional Gain for Power (dBi)	Directional Gain for PPSD (dBi)
Low	5260	21.70	17.6390	6.15	6.15
Mid	5300	21.80	17.7553	6.15	6.15
High	5320	21.80	17.6760	6.15	6.15

Limits

Channel	Frequency (MHz)	FCC Power Limit (dBm)	IC Power Limit (dBm)	IC EIRP Limit (dBm)	Power Limit (dBm)	FCC PPSD Limit (dBm)	IC PSD Limit (dBm)	PPSD Limit (dBm)
Low	5260	23.85	23.46	29.46	23.31	10.85	11.00	10.85
Mid	5300	23.85	23.49	29.49	23.34	10.85	11.00	10.85
High	5320	23.85	23.47	29.47	23.32	10.85	11.00	10.85

Duty Cycle CF (dB)	0.12	Included in Calculations of Corr'd Power & PPSD
---------------------------	------	--

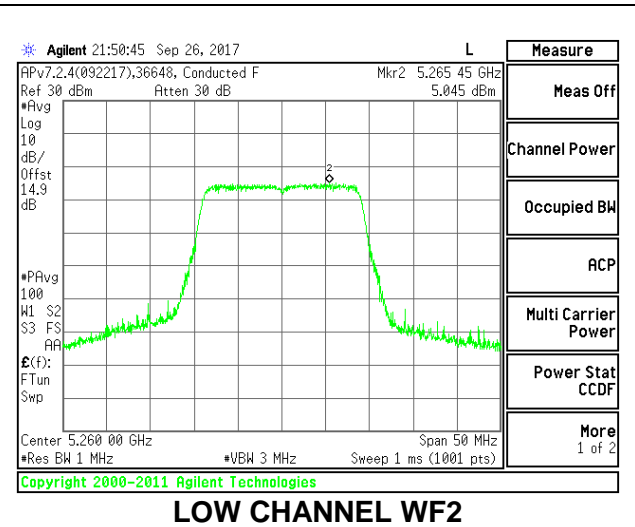
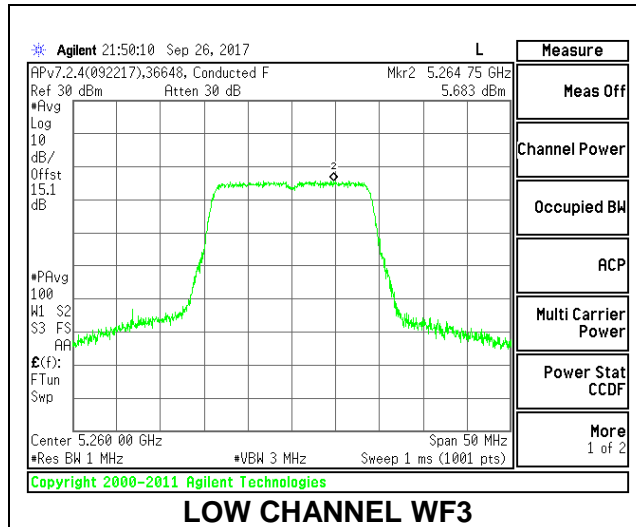
Output Power Results

Channel	Frequency (MHz)	WF3 Meas Power (dBm)	WF2 Meas Power (dBm)	Total Corr'd Power (dBm)	Power Limit (dBm)	Power Margi (dB)
Low	5260	16.84	16.88	19.87	23.31	-3.44
Mid	5300	16.79	16.85	19.83	23.34	-3.51
High	5320	15.36	15.43	18.41	23.32	-4.92

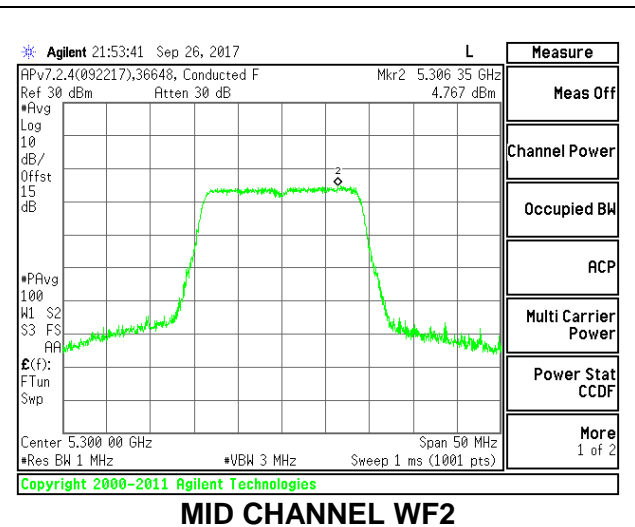
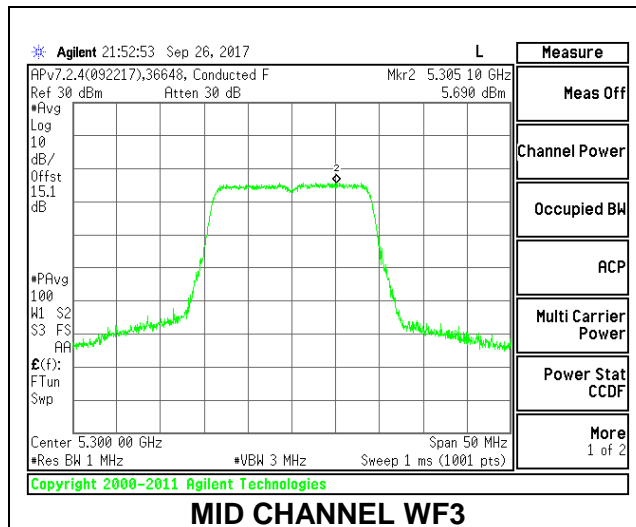
PPSD Results

Channel	Frequency (MHz)	WF3 Meas PPSD (dBm)	WF2 Meas PPSD (dBm)	Total Corr'd PPSD (dBm)	PPSD Limit (dBm)	PPSD Margi (dB)
Low	5260	5.68	5.05	8.51	10.85	-2.34
Mid	5300	5.69	4.77	8.38	10.85	-2.47
High	5320	3.62	4.74	7.34	10.85	-3.51

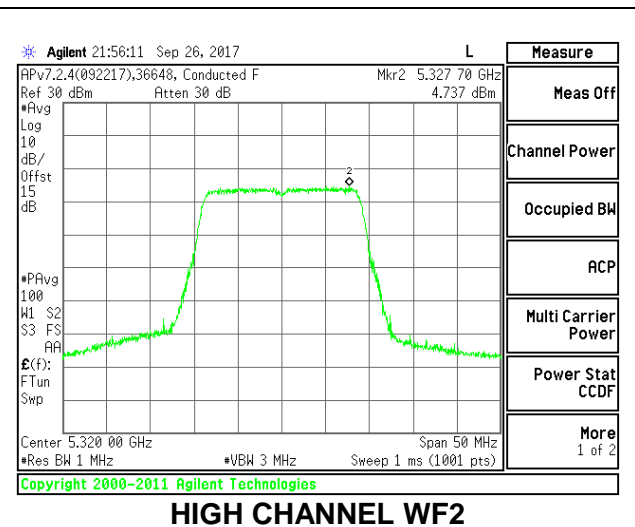
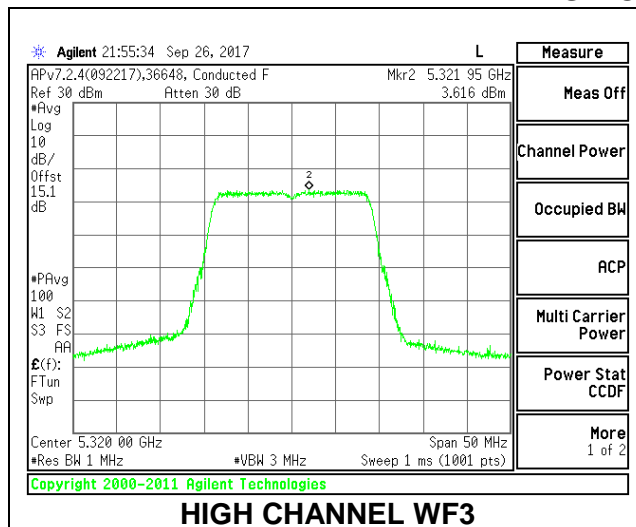
LOW CHANNEL



MID CHANNEL



HIGH CHANNEL



3TX Antenna WF4 + Antenna WF3 + Antenna WF2 CDD Mode

Bandwidth and Antenna Gain

Channel	Frequency (MHz)	Min 26 dB BW (MHz)	Min 99% BW (MHz)	Directional Gain for Power (dBi)	Directional Gain for PPSD (dBi)
Low	5260	22.05	17.7840	2.87	7.61
Mid	5300	22.20	17.8400	2.87	7.61
High	5320	22.00	17.7980	2.87	7.61

Limits

Channel	Frequency (MHz)	FCC Power Limit (dBm)	IC Power Limit (dBm)	IC EIRP Limit (dBm)	Power Limit (dBm)	FCC PPSD Limit (dBm)	IC PSD Limit (dBm)	PPSD Limit (dBm)
Low	5260	24.00	23.50	29.50	23.50	9.39	11.00	9.39
Mid	5300	24.00	23.51	29.51	23.51	9.39	11.00	9.39
High	5320	24.00	23.50	29.50	23.50	9.39	11.00	9.39

Duty Cycle CF (dB)	0.23	Included in Calculations of Corr'd Power & PPSD
---------------------------	------	--

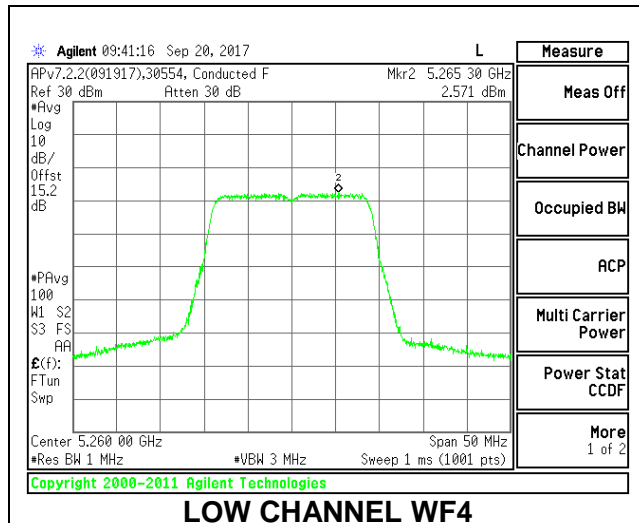
Output Power Results

Channel	Frequency (MHz)	WF4 Meas Power (dBm)	WF3 Meas Power (dBm)	WF2 Meas Power (dBm)	Total Corr'd Power (dBm)	Power Limit (dBm)	Power Margin (dB)
Low	5260	13.68	13.62	13.70	18.44	23.50	-5.06
Mid	5300	13.71	13.65	13.73	18.47	23.51	-5.05
High	5320	13.65	13.58	13.69	18.41	23.50	-5.09

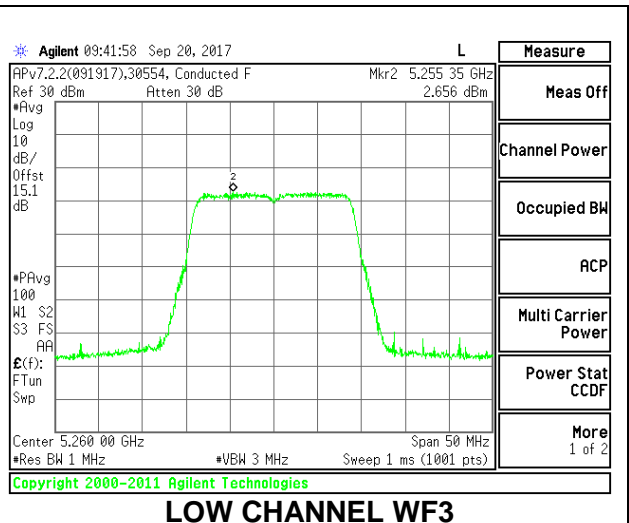
PPSD Results

Channel	Frequency (MHz)	WF4 Meas PPSD (dBm)	WF3 Meas PPSD (dBm)	WF2 Meas PPSD (dBm)	Total Corr'd PPSD (dBm)	PPSD Limit (dBm)	PPSD Margin (dB)
Low	5260	2.57	2.66	2.73	7.65	9.39	-1.74
Mid	5300	2.87	2.39	2.49	7.59	9.39	-1.80
High	5320	2.78	2.53	2.48	7.60	9.39	-1.79

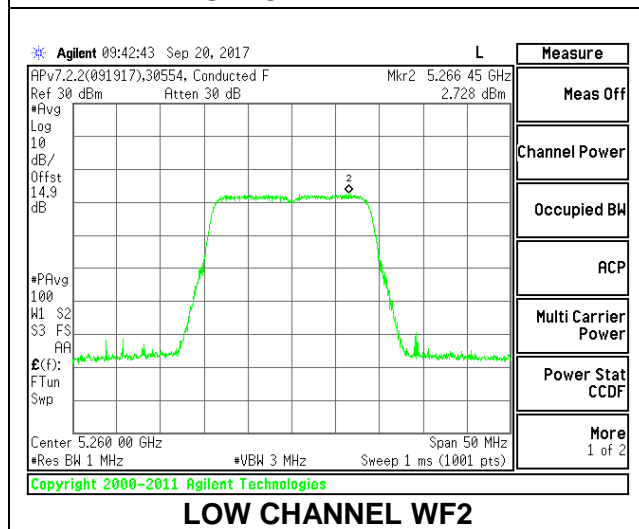
LOW CHANNEL



LOW CHANNEL WF4

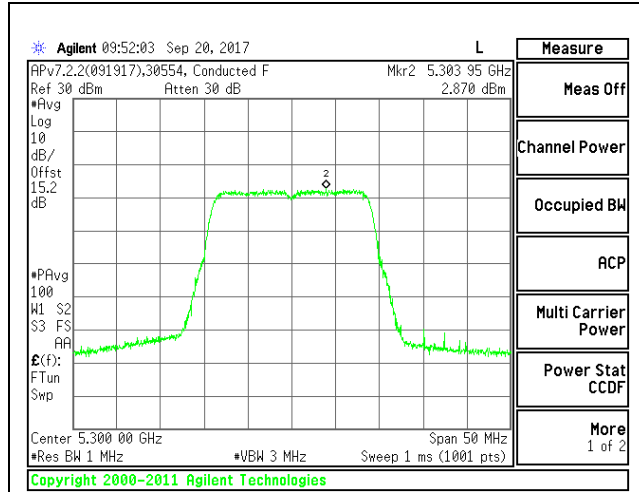


LOW CHANNEL WF3

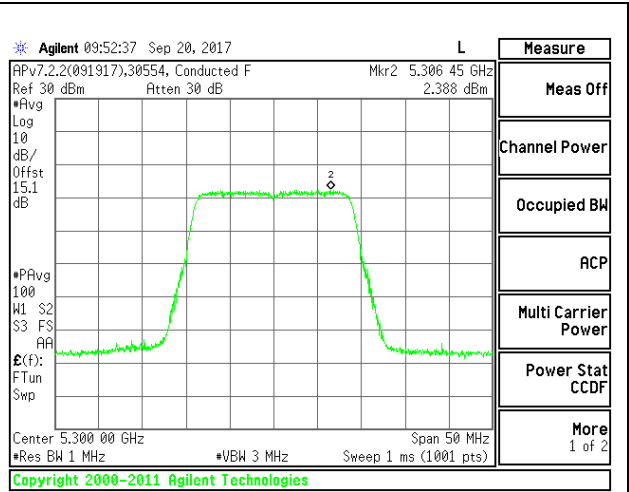


LOW CHANNEL WF2

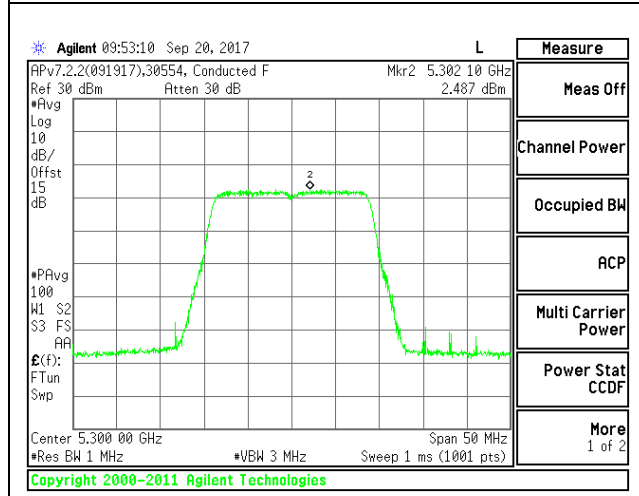
MID CHANNEL



MID CHANNEL WF4

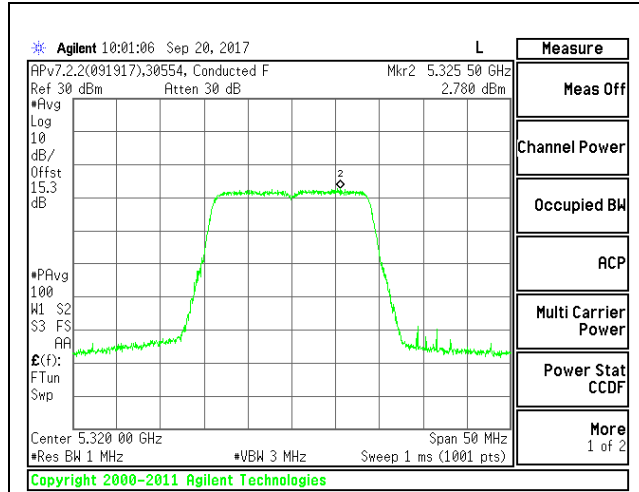


MID CHANNEL WF3

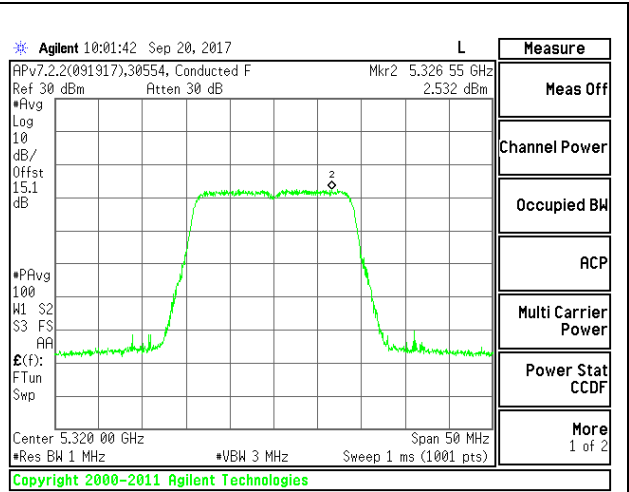


MID CHANNEL WF2

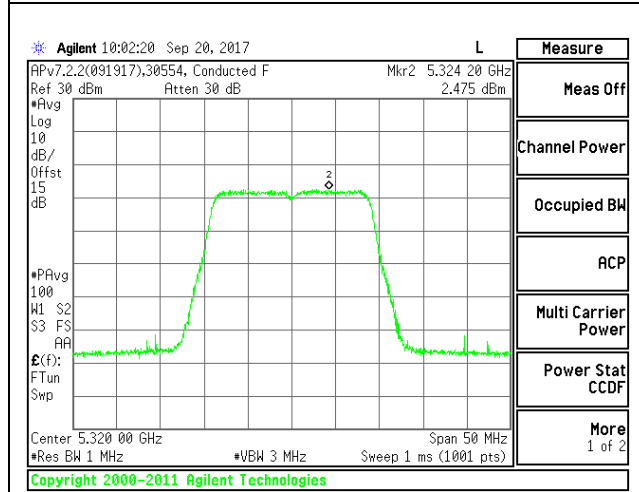
HIGH CHANNEL



HIGH CHANNEL WF4



HIGH CHANNEL WF3



HIGH CHANNEL WF2

3TX Antenna WF4 + Antenna WF3 + Antenna WF2 SDM Mode

Bandwidth and Antenna Gain

Channel	Frequency (MHz)	Min 26 dB BW (MHz)	Min 99% BW (MHz)	Directional Gain for Power (dBi)	Directional Gain for PPSD (dBi)
Low	5260	21.85	17.7530	2.87	2.87
Mid	5300	21.90	17.8160	2.87	2.87
High	5320	21.85	17.7980	2.87	2.87

Limits

Channel	Frequency (MHz)	FCC Power Limit (dBm)	IC Power Limit (dBm)	IC EIRP Limit (dBm)	Power Limit (dBm)	FCC PPSD Limit (dBm)	IC PSD Limit (dBm)	PPSD Limit (dBm)
Low	5260	24.00	23.49	29.49	23.49	11.00	11.00	11.00
Mid	5300	24.00	23.51	29.51	23.51	11.00	11.00	11.00
High	5320	24.00	23.50	29.50	23.50	11.00	11.00	11.00

Duty Cycle CF (dB)	0.26	Included in Calculations of Corr'd Power & PPSD
---------------------------	------	--

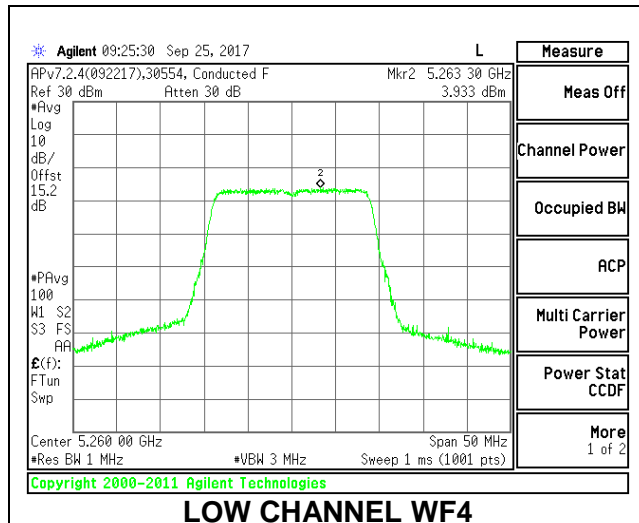
Output Power Results

Channel	Frequency (MHz)	WF4 Meas Power (dBm)	WF3 Meas Power (dBm)	WF2 Meas Power (dBm)	Total Corr'd Power (dBm)	Power Limit (dBm)	Power Margin (dB)
Low	5260	15.21	15.18	15.23	19.98	23.49	-3.51
Mid	5300	15.19	15.14	15.22	19.95	23.51	-3.55
High	5320	15.15	15.10	15.18	19.91	23.50	-3.59

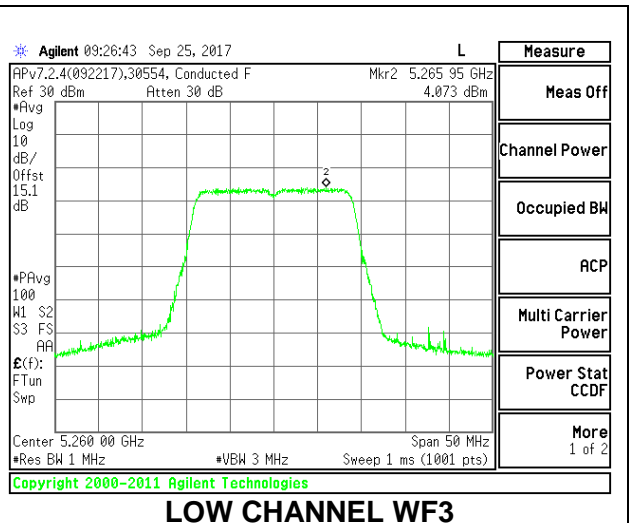
PPSD Results

Channel	Frequency (MHz)	WF4 Meas PPSD (dBm)	WF3 Meas PPSD (dBm)	WF2 Meas PPSD (dBm)	Total Corr'd PPSD (dBm)	PPSD Limit (dBm)	PPSD Margin (dB)
Low	5260	3.93	4.07	3.94	9.01	11.00	-1.99
Mid	5300	3.90	4.25	3.93	9.06	11.00	-1.94
High	5320	4.07	4.08	4.06	9.11	11.00	-1.89

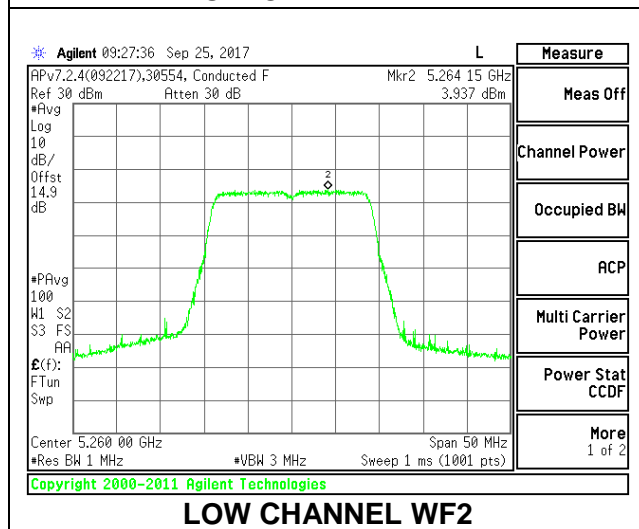
LOW CHANNEL



LOW CHANNEL WF4

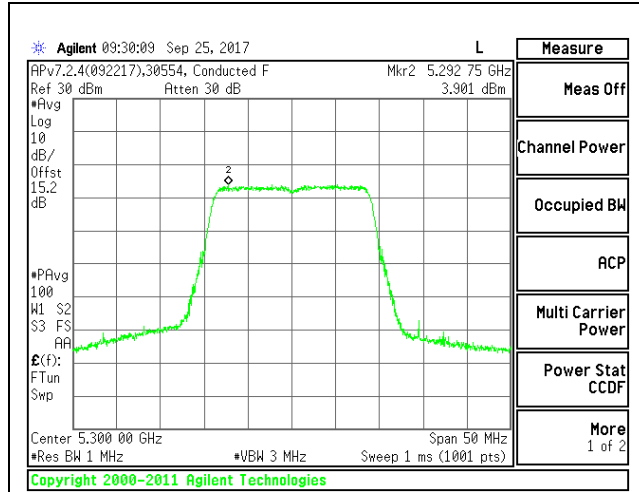


LOW CHANNEL WF3

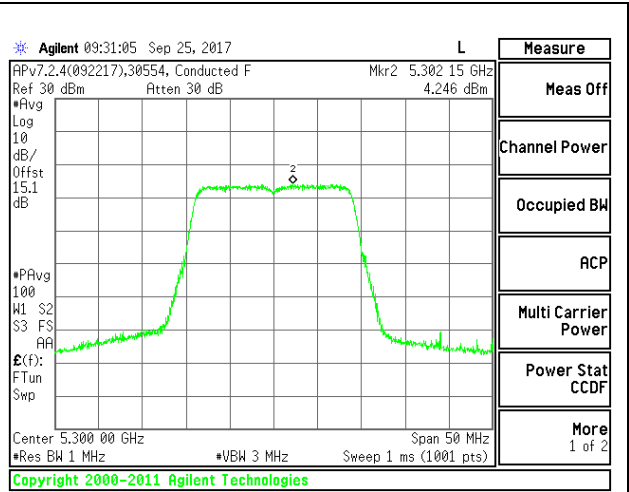


LOW CHANNEL WF2

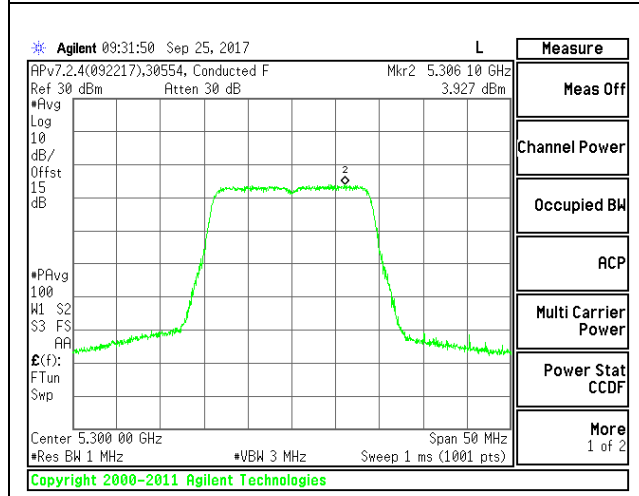
MID CHANNEL



MID CHANNEL WF4

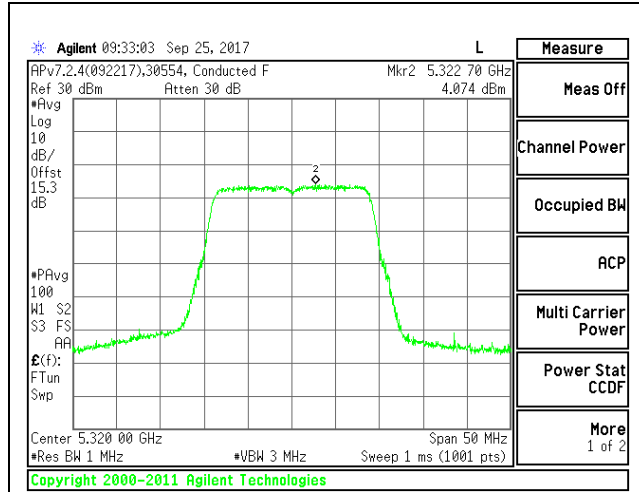


MID CHANNEL WF3

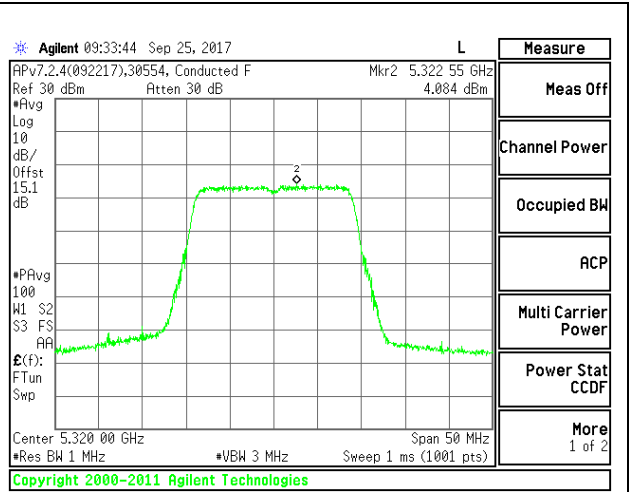


MID CHANNEL WF2

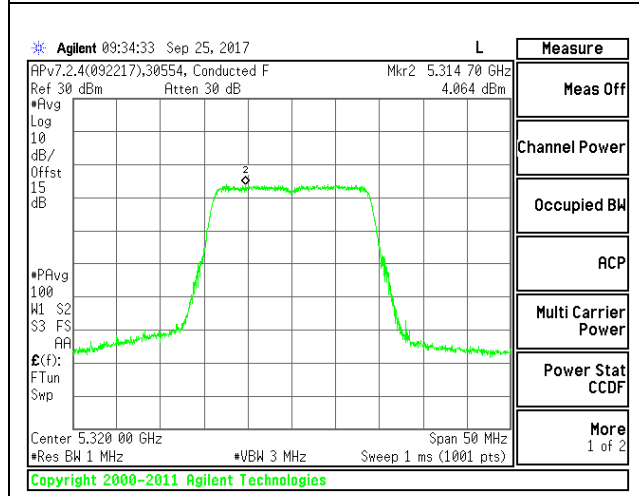
HIGH CHANNEL



HIGH CHANNEL WF4



HIGH CHANNEL WF3



HIGH CHANNEL WF2

3TX Antenna WF4 + Antenna WF3 + Antenna WF2 BF Mode

Bandwidth and Antenna Gain

Channel	Frequency (MHz)	Min 26 dB BW (MHz)	Min 99% BW (MHz)	Directional Gain for Power (dBi)	Directional Gain for PPSD (dBi)
Low	5260	21.95	17.5530	7.61	7.61
Mid	5300	21.50	17.7740	7.61	7.61
High	5320	21.40	17.6820	7.61	7.61

Limits

Channel	Frequency (MHz)	FCC Power Limit (dBm)	IC Power Limit (dBm)	IC EIRP Limit (dBm)	Power Limit (dBm)	FCC PPSD Limit (dBm)	IC PSD Limit (dBm)	PPSD Limit (dBm)
Low	5260	22.39	23.44	29.44	21.83	9.39	11.00	9.39
Mid	5300	22.39	23.50	29.50	21.89	9.39	11.00	9.39
High	5320	22.39	23.48	29.48	21.87	9.39	11.00	9.39

Duty Cycle CF (dB)	0.12	Included in Calculations of Corr'd Power & PPSD
---------------------------	------	--

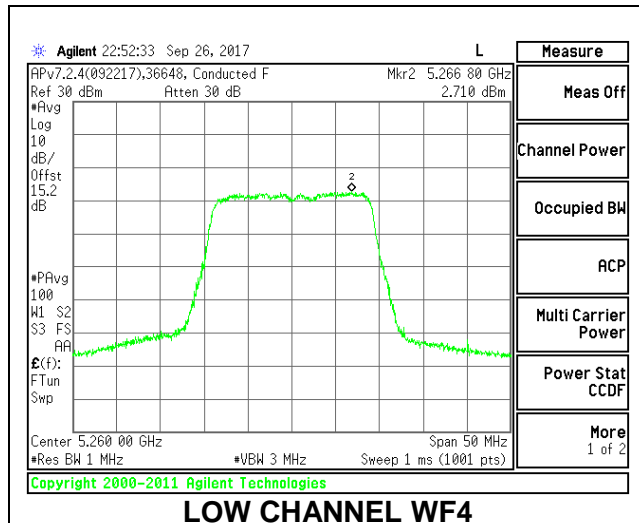
Output Power Results

Channel	Frequency (MHz)	WF4 Meas Power (dBm)	WF3 Meas Power (dBm)	WF2 Meas Power (dBm)	Total Corr'd Power (dBm)	Power Limit (dBm)	Power Margin (dB)
Low	5260	13.69	13.64	13.72	18.45	21.83	-3.38
Mid	5300	13.64	13.59	13.69	18.41	21.89	-3.48
High	5320	13.71	13.64	13.68	18.45	21.87	-3.42

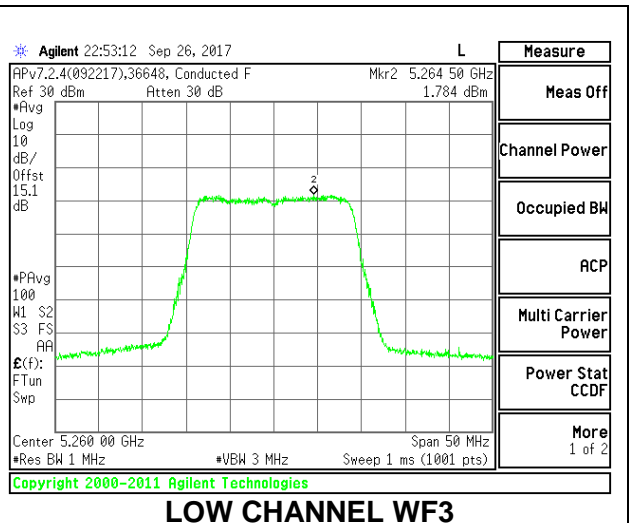
PPSD Results

Channel	Frequency (MHz)	WF4 Meas PPSD (dBm)	WF3 Meas PPSD (dBm)	WF2 Meas PPSD (dBm)	Total Corr'd PPSD (dBm)	PPSD Limit (dBm)	PPSD Margin (dB)
Low	5260	2.71	1.78	3.07	7.45	9.39	-1.94
Mid	5300	3.81	2.22	3.30	8.05	9.39	-1.34
High	5320	3.12	2.66	3.90	8.15	9.39	-1.24

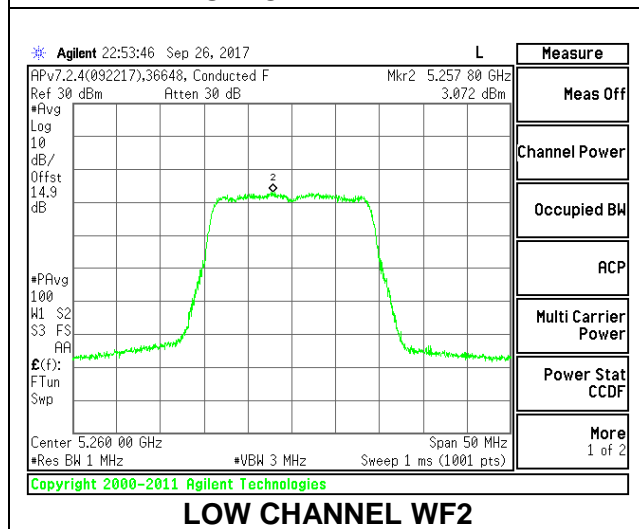
LOW CHANNEL



LOW CHANNEL WF4

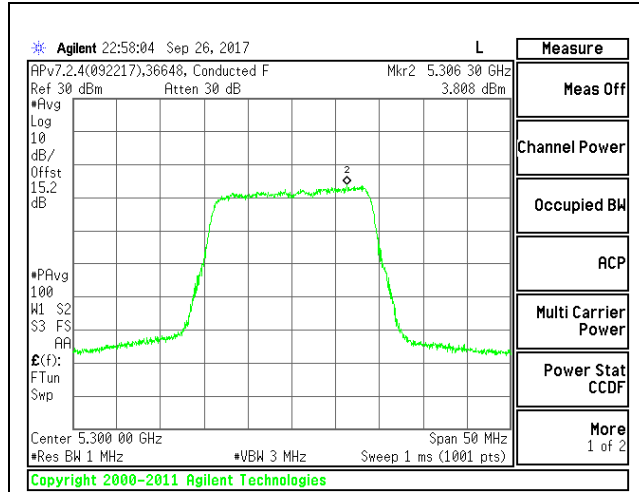


LOW CHANNEL WF3

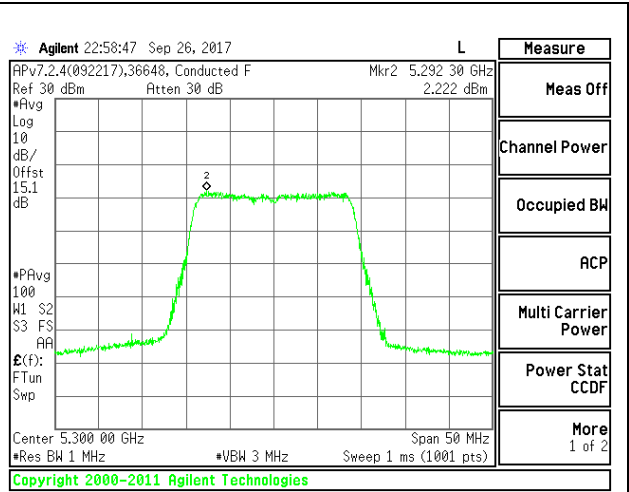


LOW CHANNEL WF2

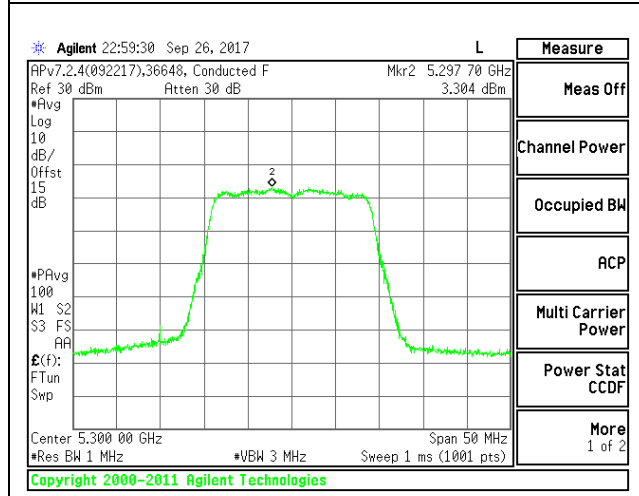
MID CHANNEL



MID CHANNEL WF4

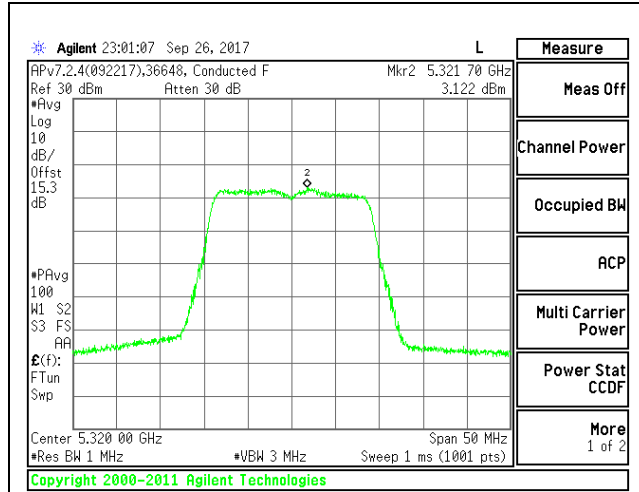


MID CHANNEL WF3

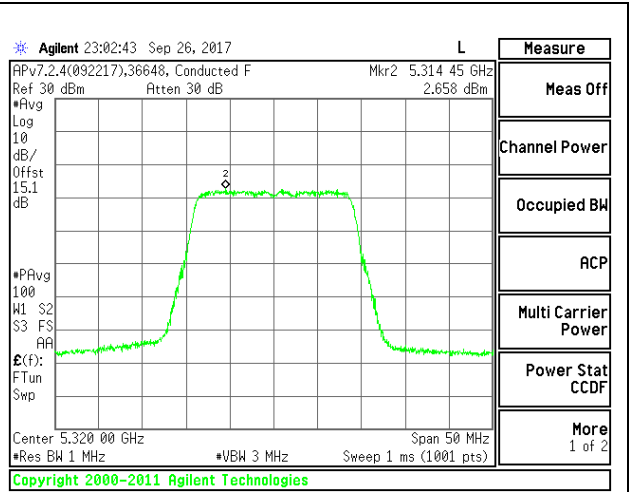


MID CHANNEL WF2

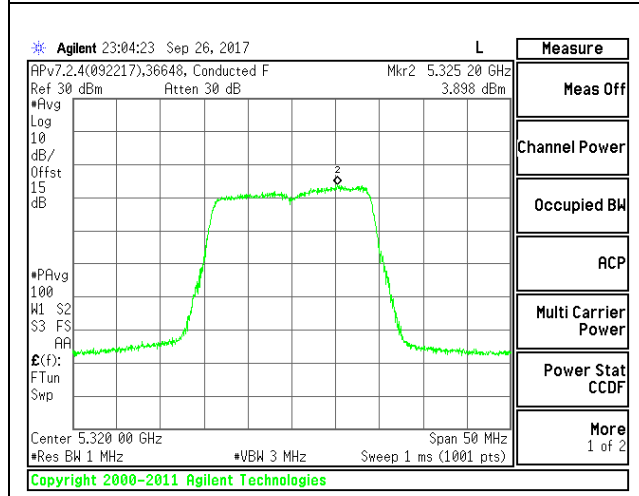
HIGH CHANNEL



HIGH CHANNEL WF4



HIGH CHANNEL WF3



HIGH CHANNEL WF2

4.5.5. 802.11n HT40 MODE IN THE 5.3 GHz BAND

1TX Antenna WF4

Bandwidth and Antenna Gain

Channel	Frequency (MHz)	Min 26 dB BW (MHz)	Min 99% BW (MHz)	Directional Gain (dBi)
Low	5270	41.1	36.3	2.20
High	5310	41.0	36.0	2.20

Limits

Channel	Frequency (MHz)	FCC Power Limit (dBm)	IC Power Limit (dBm)	IC EIRP Limit (dBm)	Power Limit (dBm)	FCC PSD Limit (dBm)	IC PSD Limit (dBm)	PSD Limit (dBm)
Low	5270	24.00	24.00	30.00	24.00	11.00	11.00	11.00
High	5310	24.00	24.00	30.00	24.00	11.00	11.00	11.00

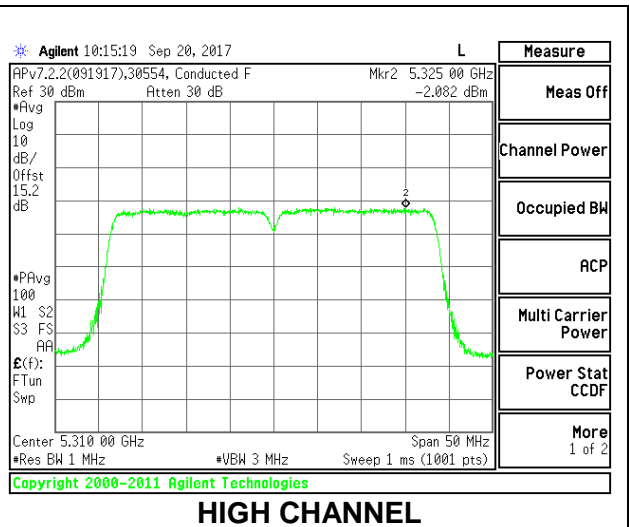
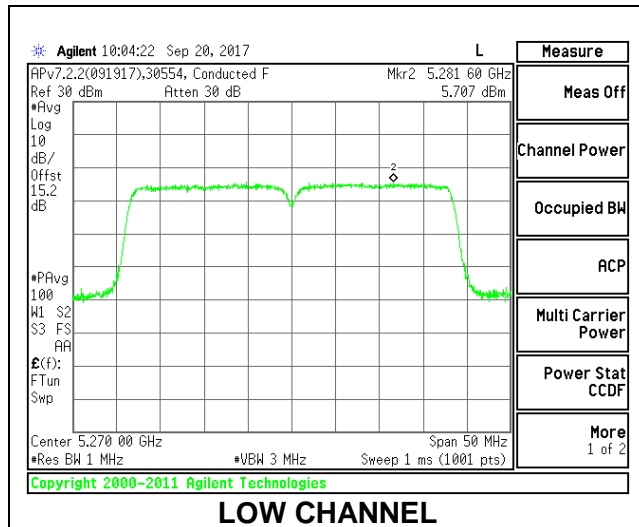
Duty Cycle CF (dB)	0.09	Included in Calculations of Corr'd Power & PSD
---------------------------	------	---

Output Power Results

Channel	Frequency (MHz)	WF4 Meas Power (dBm)	Total Corr'd Power (dBm)	Power Limit (dBm)	Power Margin (dB)
Low	5270	19.42	19.42	24.00	-4.58
High	5310	11.78	11.78	24.00	-12.22

PSD Results

Channel	Frequency (MHz)	WF4 Meas PSD (dBm)	Total Corr'd PSD (dBm)	PSD Limit (dBm)	PSD Margin (dB)
Low	5270	5.71	5.80	11.00	-5.20
High	5310	-2.08	-1.99	11.00	-12.99



1TX Antenna WF3

Bandwidth and Antenna Gain

Channel	Frequency (MHz)	Min 26 dB BW (MHz)	Min 99% BW (MHz)	Directional Gain (dBi)
Low	5270	40.6	36.3	2.30
High	5310	40.7	36.3	2.30

Limits

Channel	Frequency (MHz)	FCC Power Limit (dBm)	IC Power Limit (dBm)	IC EIRP Limit (dBm)	Power Limit (dBm)	FCC PSD Limit (dBm)	IC PSD Limit (dBm)	PSD Limit (dBm)
Low	5270	24.00	24.00	30.00	24.00	11.00	11.00	11.00
High	5310	24.00	24.00	30.00	24.00	11.00	11.00	11.00

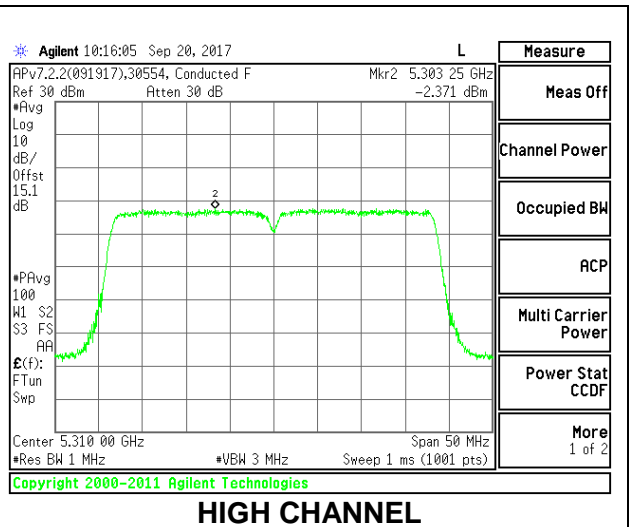
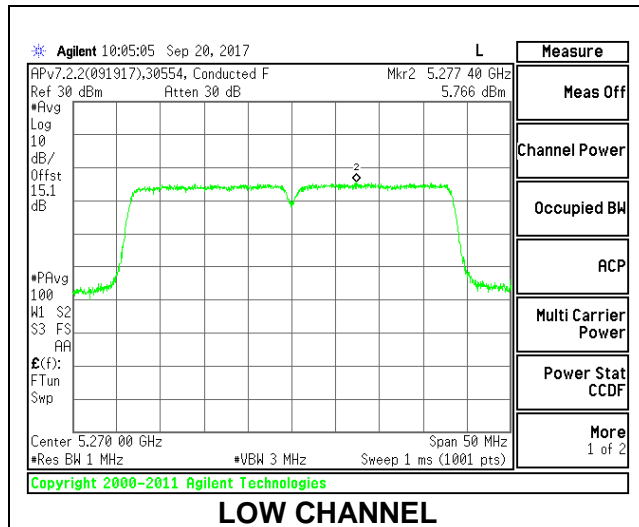
Duty Cycle CF (dB)	0.09	Included in Calculations of Corr'd Power & PSD
---------------------------	------	---

Output Power Results

Channel	Frequency (MHz)	WF3 Meas Power (dBm)	Total Corr'd Power (dBm)	Power Limit (dBm)	Power Margin (dB)
Low	5270	19.43	19.43	24.00	-4.57
High	5310	11.69	11.69	24.00	-12.31

PSD Results

Channel	Frequency (MHz)	WF3 Meas PSD (dBm)	Total Corr'd PSD (dBm)	PSD Limit (dBm)	PSD Margin (dB)
Low	5270	5.77	5.86	11.00	-5.14
High	5310	-2.31	-2.22	11.00	-13.22



1TX Antenna WF2

Bandwidth and Antenna Gain

Channel	Frequency (MHz)	Min 26 dB BW (MHz)	Min 99% BW (MHz)	Directional Gain (dBi)
Low	5270	40.6	36.3	3.90
High	5310	40.6	36.4	3.90

Limits

Channel	Frequency (MHz)	FCC Power Limit (dBm)	IC Power Limit (dBm)	IC EIRP Limit (dBm)	Power Limit (dBm)	FCC PSD Limit (dBm)	IC PSD Limit (dBm)	PSD Limit (dBm)
Low	5270	24.00	24.00	30.00	24.00	11.00	11.00	11.00
High	5310	24.00	24.00	30.00	24.00	11.00	11.00	11.00

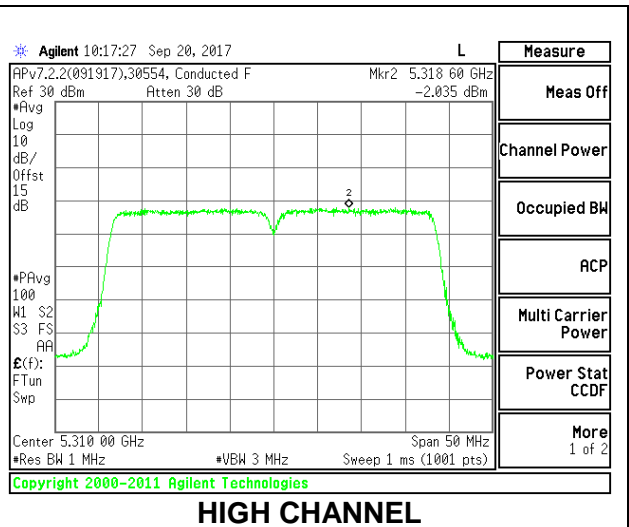
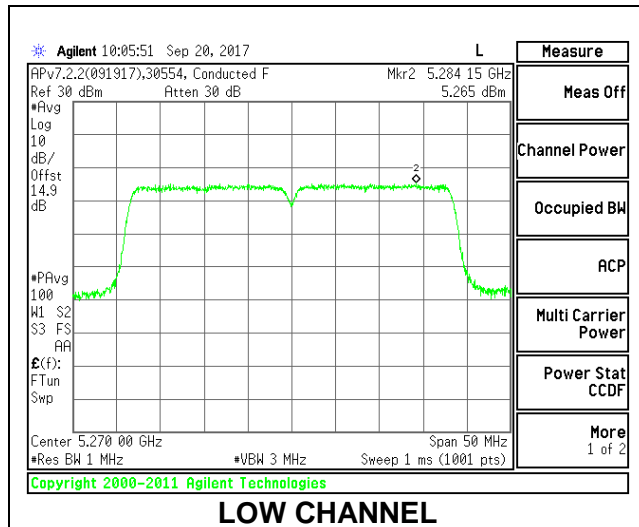
Duty Cycle CF (dB)	0.09	Included in Calculations of Corr'd Power & PSD
---------------------------	------	---

Output Power Results

Channel	Frequency (MHz)	WF2 Meas Power (dBm)	Total Corr'd Power (dBm)	Power Limit (dBm)	Power Margin (dB)
Low	5270	19.37	19.37	24.00	-4.63
High	5310	11.64	11.64	24.00	-12.36

PSD Results

Channel	Frequency (MHz)	WF2 Meas PSD (dBm)	Total Corr'd PSD (dBm)	PSD Limit (dBm)	PSD Margin (dB)
Low	5270	5.27	5.36	11.00	-5.64
High	5310	-2.04	-1.95	11.00	-12.95



2TX Antenna WF4 + Antenna WF3 CDD Mode

Bandwidth and Antenna Gain

Channel	Frequency (MHz)	Min 26 dB BW (MHz)	Min 99% BW (MHz)	Directional Gain for Power (dBi)	Directional Gain for PSD (dBi)
Low	5270	40.70	36.30	2.25	5.26
High	5310	40.90	36.31	2.25	5.26

Limits

Channel	Frequency (MHz)	FCC Power Limit (dBm)	IC Power Limit (dBm)	IC EIRP Limit (dBm)	Power Limit (dBm)	FCC PSD Limit (dBm)	IC PSD Limit (dBm)	PSD Limit (dBm)
Low	5270	24.00	24.00	30.00	24.00	11.00	11.00	11.00
High	5310	24.00	24.00	30.00	24.00	11.00	11.00	11.00

Duty Cycle CF (dB)	0.18	Included in Calculations of Corr'd Power & PSD
---------------------------	------	---

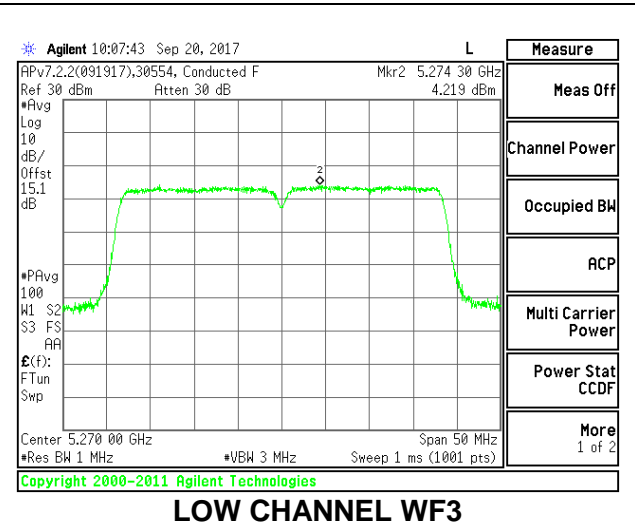
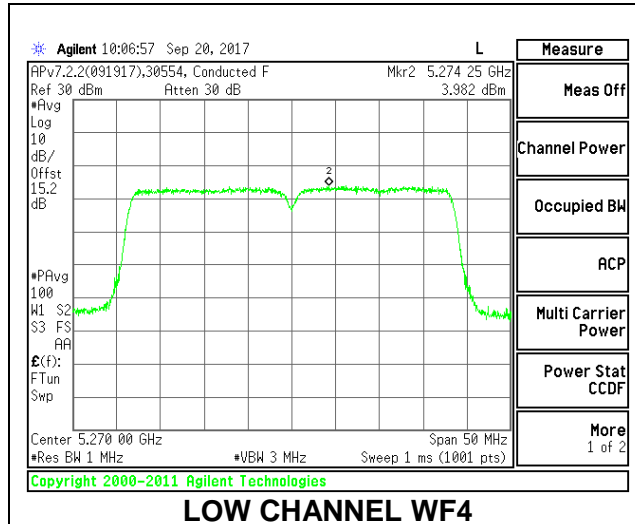
Output Power Results

Channel	Frequency (MHz)	WF4 Meas Power (dBm)	WF3 Meas Power (dBm)	Total Corr'd Power (dBm)	Power Limit (dBm)	Power Margi (dB)
Low	5270	17.92	17.85	20.90	24.00	-3.10
High	5310	10.87	10.78	13.84	24.00	-10.16

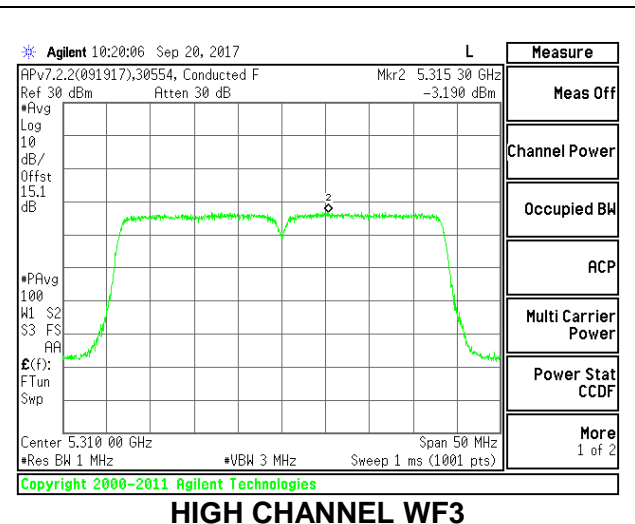
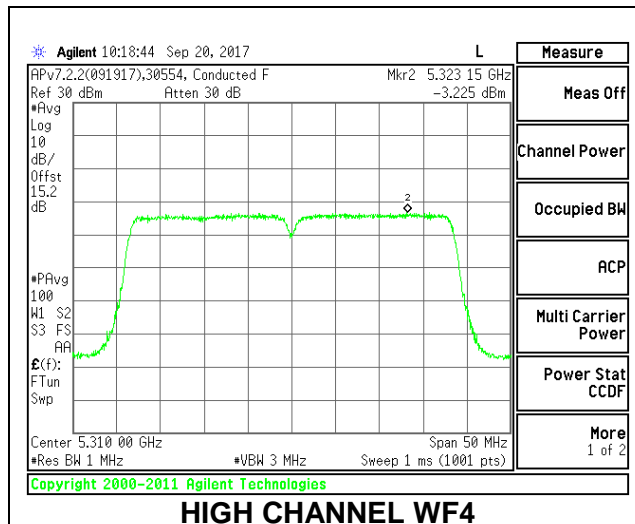
PSD Results

Channel	Frequency (MHz)	WF4 Meas PSD (dBm)	WF3 Meas PSD (dBm)	Total Corr'd PSD (dBm)	PSD Limit (dBm)	PSD Margi (dB)
Low	5270	3.98	4.22	7.29	11.00	-3.71
High	5310	-3.23	-3.19	-0.02	11.00	-11.02

LOW CHANNEL



HIGH CHANNEL



2TX Antenna WF4 + Antenna WF3 SDM Mode

Bandwidth and Antenna Gain

Channel	Frequency (MHz)	Min 26 dB BW (MHz)	Min 99% BW (MHz)	Directional Gain for Power (dBi)	Directional Gain for PSD (dBi)
Low	5270	40.60	36.3700	2.25	2.25
High	5310	40.50	36.3100	2.25	2.25

Limits

Channel	Frequency (MHz)	FCC Power Limit (dBm)	IC Power Limit (dBm)	IC EIRP Limit (dBm)	Power Limit (dBm)	FCC PSD Limit (dBm)	IC PSD Limit (dBm)	PSD Limit (dBm)
Low	5270	24.00	24.00	30.00	24.00	11.00	11.00	11.00
High	5310	24.00	24.00	30.00	24.00	11.00	11.00	11.00

Duty Cycle CF (dB)	0.29	Included in Calculations of Corr'd Power & PSD
---------------------------	------	---

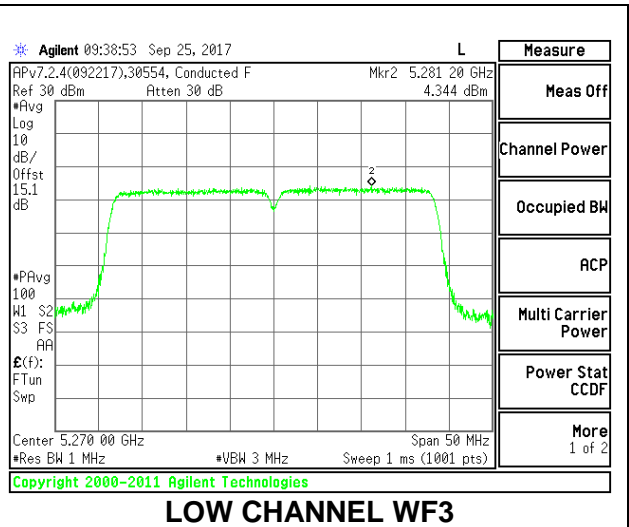
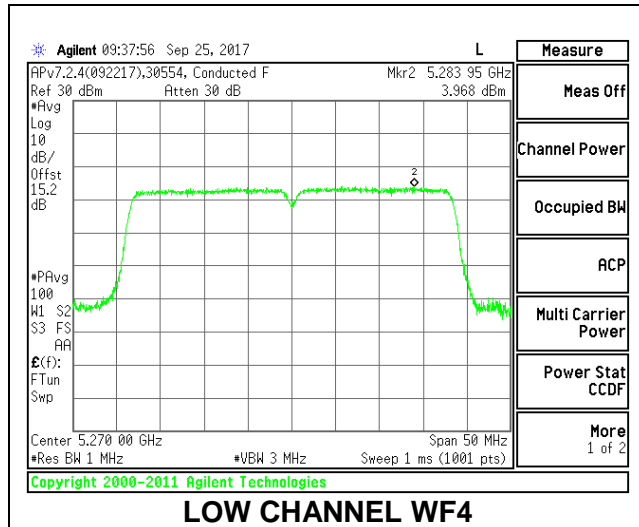
Output Power Results

Channel	Frequency (MHz)	WF4 Meas Power (dBm)	WF3 Meas Power (dBm)	Total Corr'd Power (dBm)	Power Limit (dBm)	Power Margi (dB)
Low	5270	17.96	17.79	20.89	24.00	-3.11
High	5310	10.86	10.93	13.91	24.00	-10.09

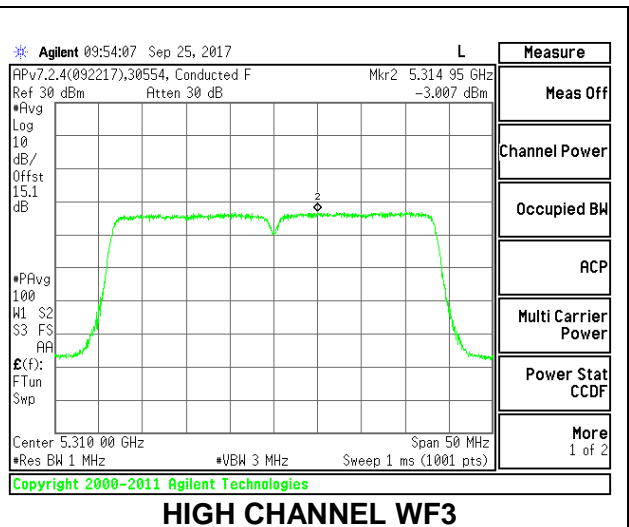
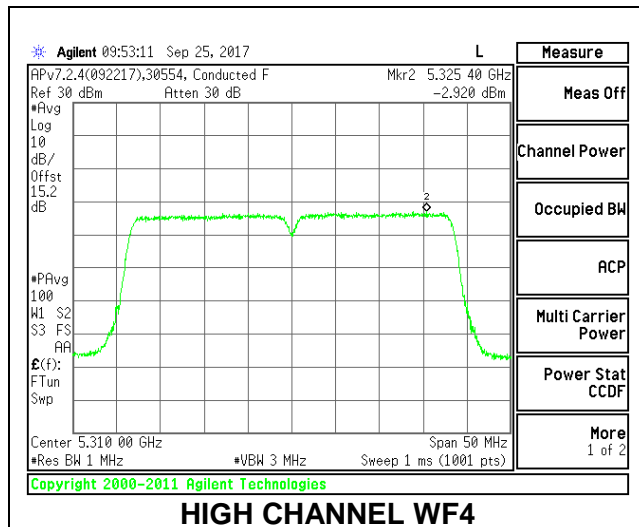
PSD Results

Channel	Frequency (MHz)	WF4 Meas PSD (dBm)	WF3 Meas PSD (dBm)	Total Corr'd PSD (dBm)	PSD Limit (dBm)	PSD Margi (dB)
Low	5270	3.97	4.34	7.46	11.00	-3.54
High	5310	-2.92	-3.01	0.34	11.00	-10.66

LOW CHANNEL



HIGH CHANNEL



2TX Antenna WF4 + Antenna WF3 BF Mode

Bandwidth and Antenna Gain

Channel	Frequency (MHz)	Min 26 dB BW (MHz)	Min 99% BW (MHz)	Directional Gain for Power (dBi)	Directional Gain for PSD (dBi)
Low	5270	40.50	36.4500	5.26	5.26
High	5310	39.40	34.8200	5.26	5.26

Limits

Channel	Frequency (MHz)	FCC Power Limit (dBm)	IC Power Limit (dBm)	IC EIRP Limit (dBm)	Power Limit (dBm)	FCC PSD Limit (dBm)	IC PSD Limit (dBm)	PSD Limit (dBm)
Low	5270	24.00	24.00	30.00	24.00	11.00	11.00	11.00
High	5310	24.00	24.00	30.00	24.00	11.00	11.00	11.00

Duty Cycle CF (dB)	0.11	Included in Calculations of Corr'd Power & PSD
---------------------------	------	---

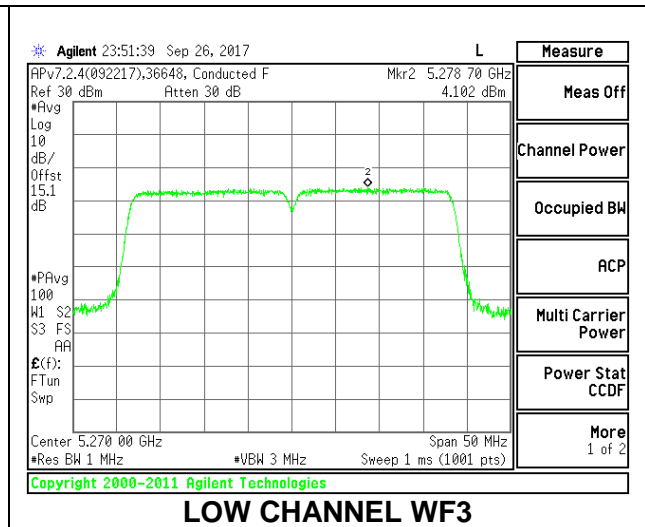
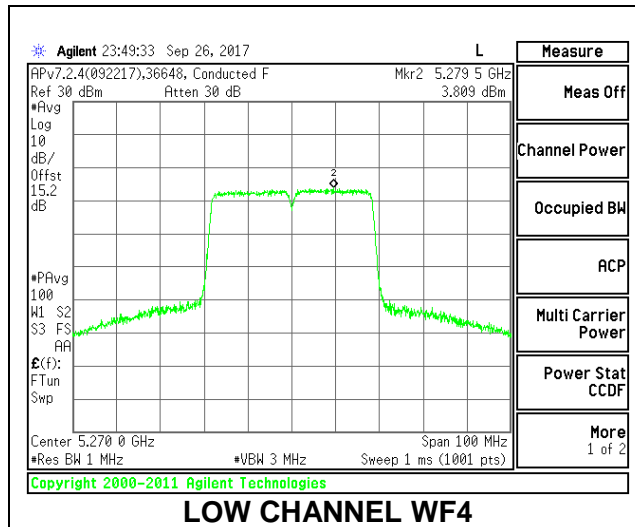
Output Power Results

Channel	Frequency (MHz)	WF4 Meas Power (dBm)	WF3 Meas Power (dBm)	Total Corr'd Power (dBm)	Power Limit (dBm)	Power Margi (dB)
Low	5270	17.88	17.95	20.93	24.00	-3.07
High	5310	9.28	9.46	12.38	24.00	-11.62

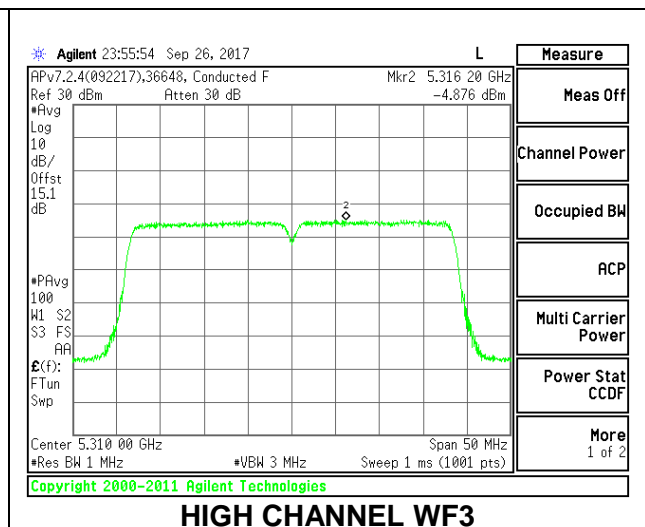
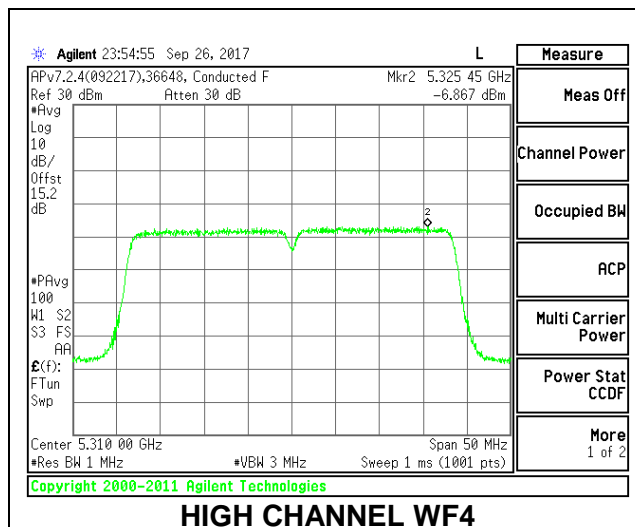
PSD Results

Channel	Frequency (MHz)	WF4 Meas PSD (dBm)	WF3 Meas PSD (dBm)	Total Corr'd PSD (dBm)	PSD Limit (dBm)	PSD Margi (dB)
Low	5270	3.89	4.10	7.12	11.00	-3.88
High	5310	-6.87	-4.88	-2.64	11.00	-13.64

LOW CHANNEL



HIGH CHANNEL



2TX Antenna WF4 + Antenna WF2 CDD Mode

Bandwidth and Antenna Gain

Channel	Frequency (MHz)	Min 26 dB BW (MHz)	Min 99% BW (MHz)	Directional Gain for Power (dBi)	Directional Gain for PSD (dBi)
Low	5270	40.40	36.11	3.13	6.10
High	5310	40.70	36.34	3.13	6.10

Limits

Channel	Frequency (MHz)	FCC Power Limit (dBm)	IC Power Limit (dBm)	IC EIRP Limit (dBm)	Power Limit (dBm)	FCC PSD Limit (dBm)	IC PSD Limit (dBm)	PSD Limit (dBm)
Low	5270	24.00	24.00	30.00	24.00	10.90	11.00	10.90
High	5310	24.00	24.00	30.00	24.00	10.90	11.00	10.90

Duty Cycle CF (dB)	0.18	Included in Calculations of Corr'd Power & PSD
---------------------------	------	---

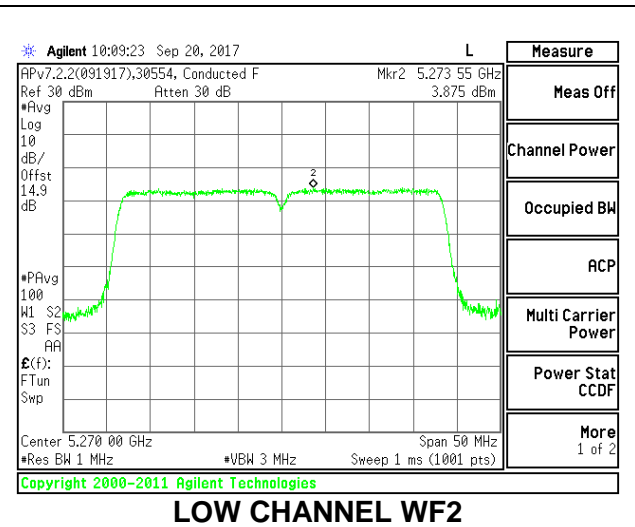
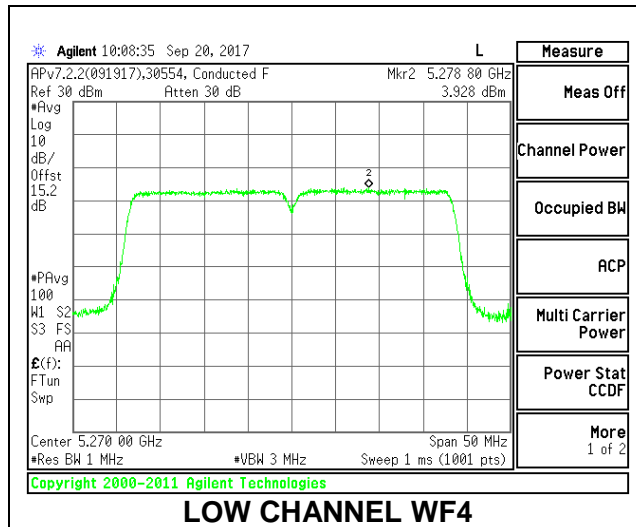
Output Power Results

Channel	Frequency (MHz)	WF4 Meas Power (dBm)	WF2 Meas Power (dBm)	Total Corr'd Power (dBm)	Power Limit (dBm)	Power Margi (dB)
Low	5270	17.87	17.81	20.85	24.00	-3.15
High	5310	10.86	10.66	13.77	24.00	-10.23

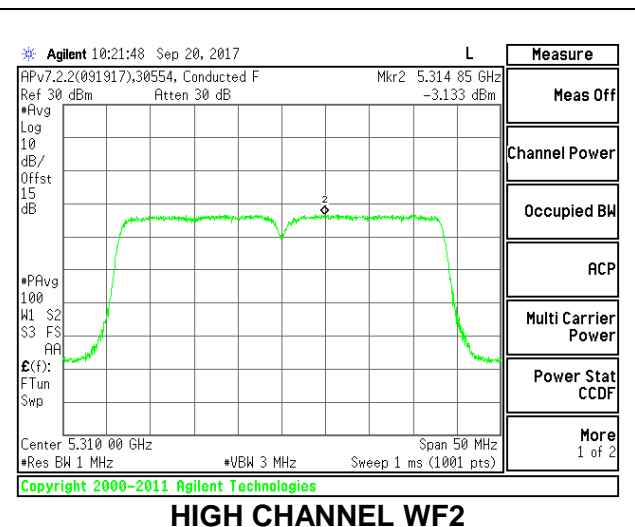
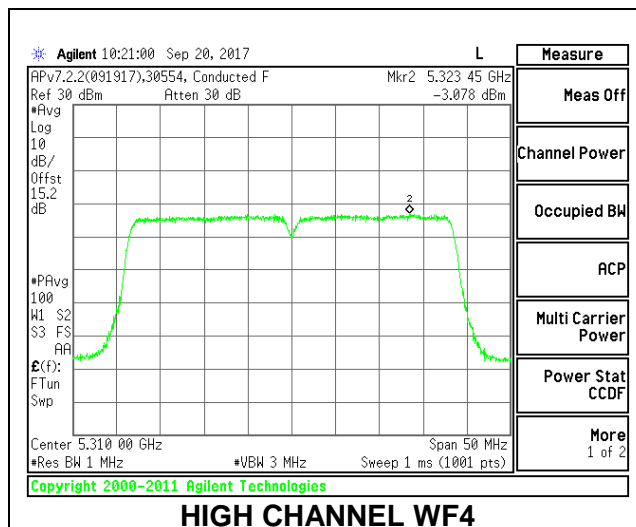
PSD Results

Channel	Frequency (MHz)	WF4 Meas PSD (dBm)	WF2 Meas PSD (dBm)	Total Corr'd PSD (dBm)	PSD Limit (dBm)	PSD Margi (dB)
Low	5270	3.93	3.88	7.10	10.90	-3.80
High	5310	-3.08	-3.13	0.09	10.90	-10.81

LOW CHANNEL



HIGH CHANNEL



2TX Antenna WF4 + Antenna WF2 SDM Mode

Bandwidth and Antenna Gain

Channel	Frequency (MHz)	Min 26 dB BW (MHz)	Min 99% BW (MHz)	Directional Gain for Power (dBi)	Directional Gain for PSD (dBi)
Low	5270	40.40	36.28	3.13	3.13
High	5310	40.30	36.18	3.13	3.13

Limits

Channel	Frequency (MHz)	FCC Power Limit (dBm)	IC Power Limit (dBm)	IC EIRP Limit (dBm)	Power Limit (dBm)	FCC PSD Limit (dBm)	IC PSD Limit (dBm)	PSD Limit (dBm)
Low	5270	24.00	24.00	30.00	24.00	11.00	11.00	11.00
High	5310	24.00	24.00	30.00	24.00	11.00	11.00	11.00

Duty Cycle CF (dB)	0.29	Included in Calculations of Corr'd Power & PSD
---------------------------	------	---

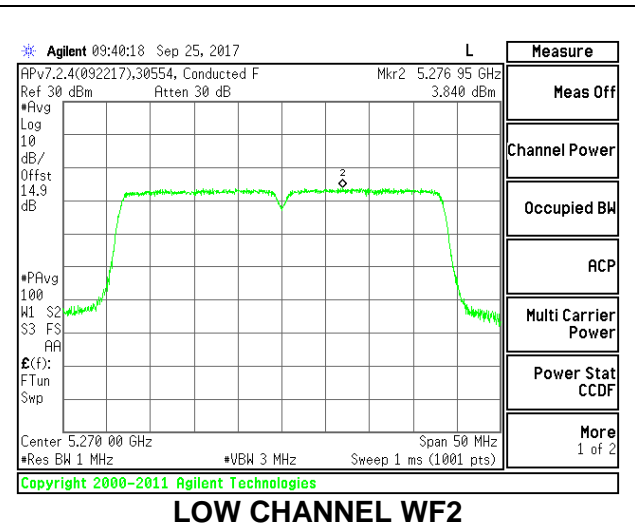
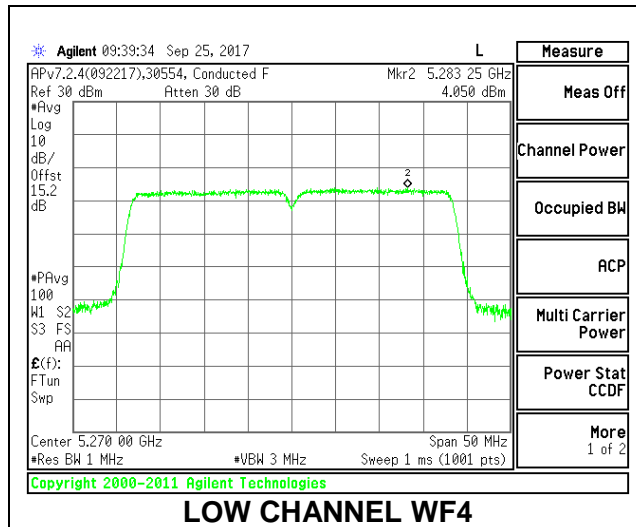
Output Power Results

Channel	Frequency (MHz)	WF4 Meas Power (dBm)	WF2 Meas Power (dBm)	Total Corr'd Power (dBm)	Power Limit (dBm)	Power Margi (dB)
Low	5270	17.59	17.66	20.64	24.00	-3.36
High	5310	10.62	10.86	13.75	24.00	-10.25

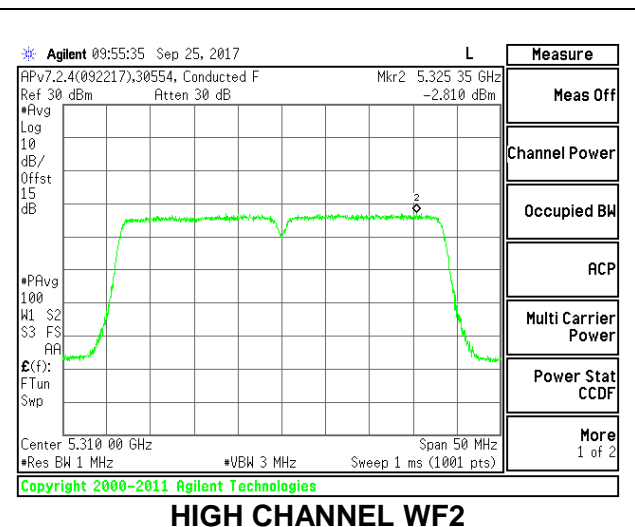
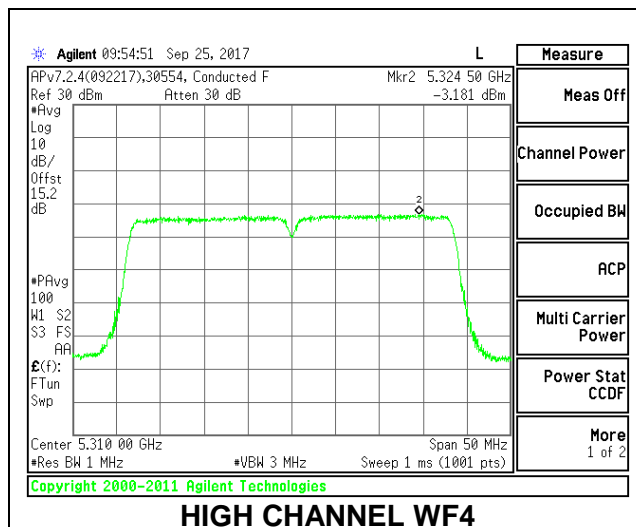
PSD Results

Channel	Frequency (MHz)	WF4 Meas PSD (dBm)	WF2 Meas PSD (dBm)	Total Corr'd PSD (dBm)	PSD Limit (dBm)	PSD Margi (dB)
Low	5270	4.05	3.84	7.25	11.00	-3.75
High	5310	-3.18	-2.81	0.31	11.00	-10.69

LOW CHANNEL



HIGH CHANNEL



2TX Antenna WF4 + Antenna WF2 BF Mode

Bandwidth and Antenna Gain

Channel	Frequency (MHz)	Min 26 dB BW (MHz)	Min 99% BW (MHz)	Directional Gain for Power (dBi)	Directional Gain for PSD (dBi)
Low	5270	40.5	36.3600	6.10	6.10
High	5310	40.6	33.3700	6.10	6.10

Limits

Channel	Frequency (MHz)	FCC Power Limit (dBm)	IC Power Limit (dBm)	IC EIRP Limit (dBm)	Power Limit (dBm)	FCC PSD Limit (dBm)	IC PSD Limit (dBm)	PSD Limit (dBm)
Low	5270	23.90	24.00	30.00	23.90	10.90	11.00	10.90
High	5310	23.90	24.00	30.00	23.90	10.90	11.00	10.90

Duty Cycle CF (dB)	0.11	Included in Calculations of Corr'd Power & PSD
---------------------------	------	---

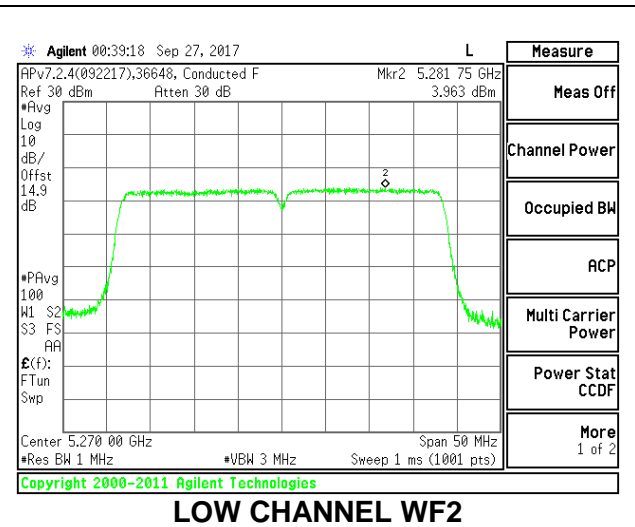
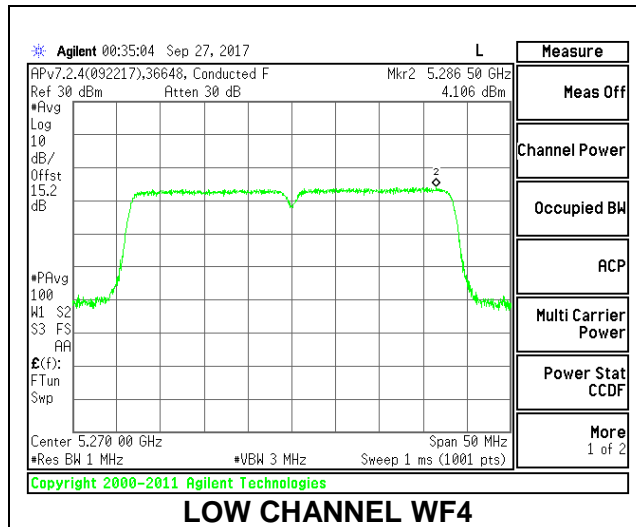
Output Power Results

Channel	Frequency (MHz)	WF4 Meas Power (dBm)	WF2 Meas Power (dBm)	Total Corr'd Power (dBm)	Power Limit (dBm)	Power Margi (dB)
Low	5270	17.55	17.67	20.62	23.90	-3.28
High	5310	9.23	9.41	12.33	23.90	-11.57

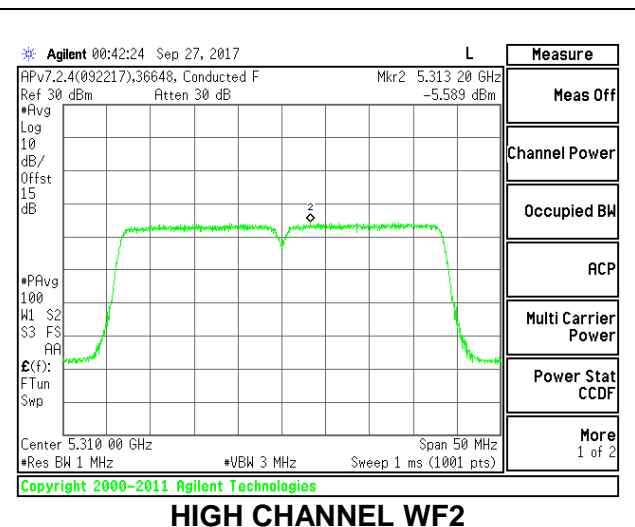
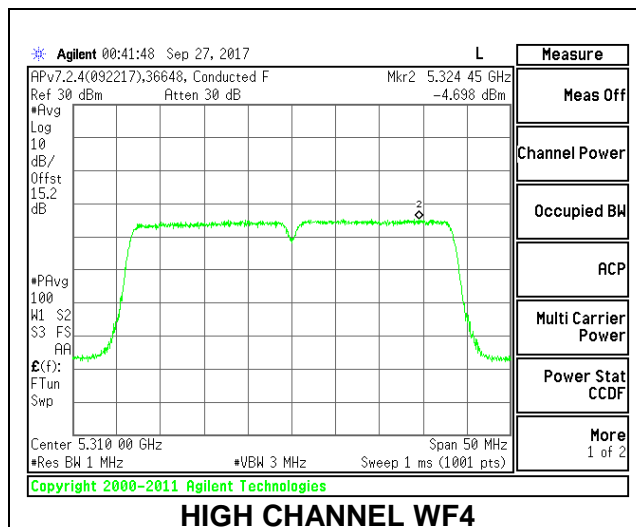
PSD Results

Channel	Frequency (MHz)	WF4 Meas PSD (dBm)	WF2 Meas PSD (dBm)	Total Corr'd PSD (dBm)	PSD Limit (dBm)	PSD Margi (dB)
Low	5270	4.11	3.96	7.16	10.90	-3.74
High	5310	-4.70	-5.59	-2.00	10.90	-12.90

LOW CHANNEL



HIGH CHANNEL



2TX Antenna WF3 + Antenna WF2 CDD Mode

Bandwidth and Antenna Gain

Channel	Frequency (MHz)	Min 26 dB BW (MHz)	Min 99% BW (MHz)	Directional Gain for Power (dBi)	Directional Gain for PSD (dBi)
Low	5270	40.70	33.2300	3.17	6.15
High	5310	40.30	36.1900	3.17	6.15

Limits

Channel	Frequency (MHz)	FCC Power Limit (dBm)	IC Power Limit (dBm)	IC EIRP Limit (dBm)	Power Limit (dBm)	FCC PSD Limit (dBm)	IC PSD Limit (dBm)	PSD Limit (dBm)
Low	5270	24.00	24.00	30.00	24.00	10.85	11.00	10.85
High	5310	24.00	24.00	30.00	24.00	10.85	11.00	10.85

Duty Cycle CF (dB)	0.18	Included in Calculations of Corr'd Power & PSD
---------------------------	------	---

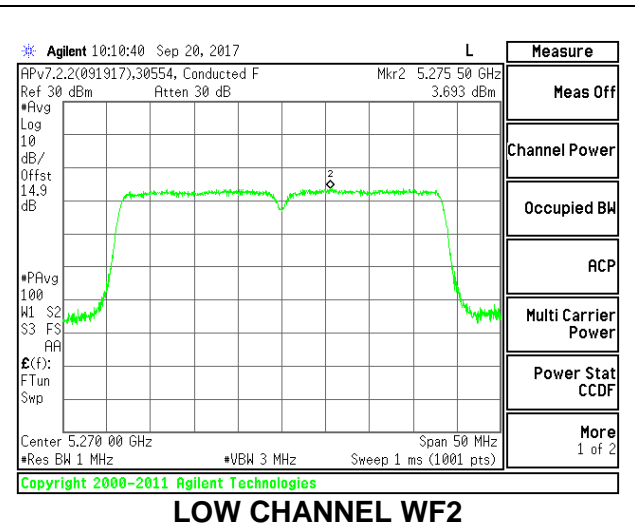
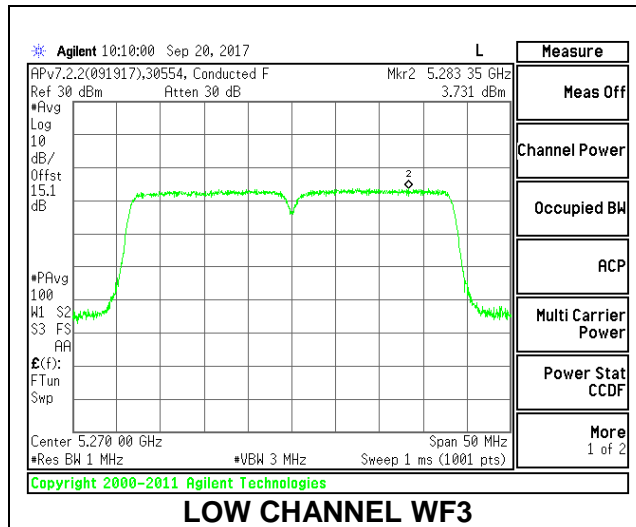
Output Power Results

Channel	Frequency (MHz)	WF3 Meas Power (dBm)	WF2 Meas Power (dBm)	Total Corr'd Power (dBm)	Power Limit (dBm)	Power Margi (dB)
Low	5270	17.79	17.65	20.73	24.00	-3.27
High	5310	10.86	10.91	13.90	24.00	-10.10

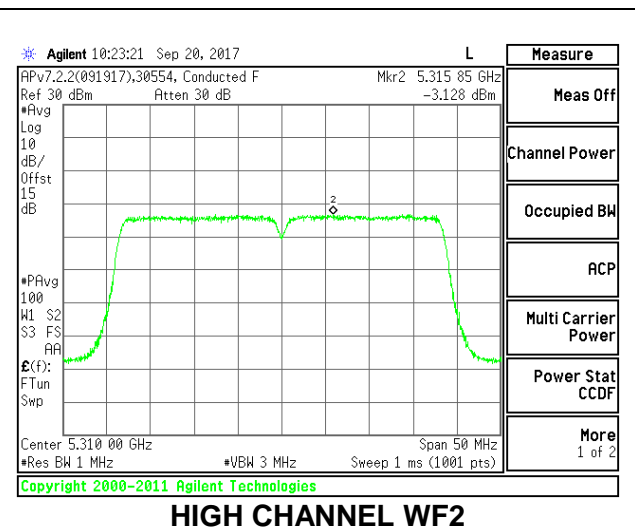
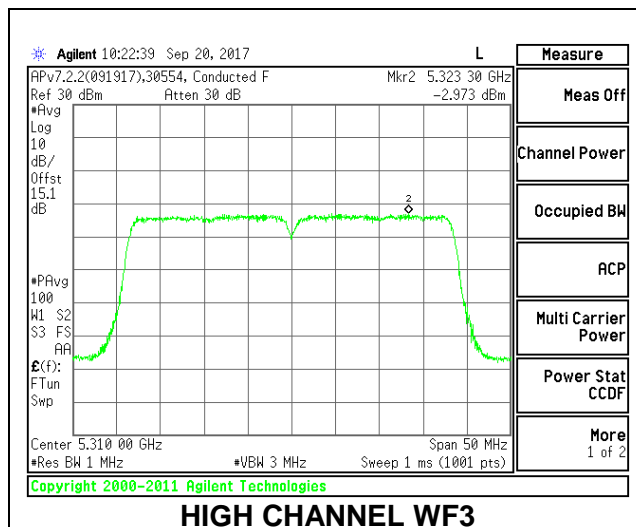
PSD Results

Channel	Frequency (MHz)	WF3 Meas PSD (dBm)	WF2 Meas PSD (dBm)	Total Corr'd PSD (dBm)	PSD Limit (dBm)	PSD Margi (dB)
Low	5270	3.73	3.69	6.90	10.85	-3.95
High	5310	-2.97	-3.13	0.14	10.85	-10.71

LOW CHANNEL



HIGH CHANNEL



2TX Antenna WF3 + Antenna WF2 SDM Mode

Bandwidth and Antenna Gain

Channel	Frequency (MHz)	Min 26 dB BW (MHz)	Min 99% BW (MHz)	Directional Gain for Power (dBi)	Directional Gain for PSD (dBi)
Low	5270	40.40	36.31	3.17	3.17
High	5310	40.50	36.36	3.17	3.17

Limits

Channel	Frequency (MHz)	FCC Power Limit (dBm)	IC Power Limit (dBm)	IC EIRP Limit (dBm)	Power Limit (dBm)	FCC PSD Limit (dBm)	IC PSD Limit (dBm)	PSD Limit (dBm)
Low	5270	24.00	24.00	30.00	24.00	11.00	11.00	11.00
High	5310	24.00	24.00	30.00	24.00	11.00	11.00	11.00

Duty Cycle CF (dB)	0.29	Included in Calculations of Corr'd Power & PSD
---------------------------	------	---

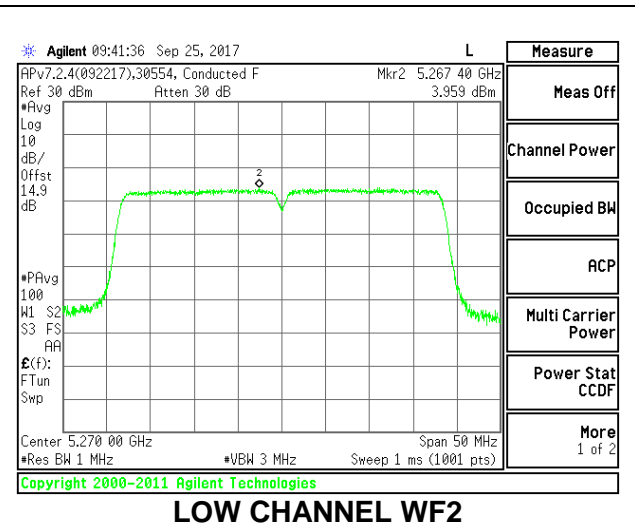
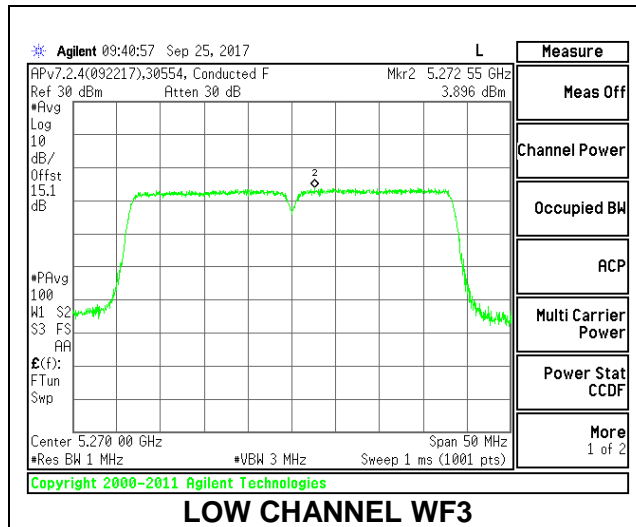
Output Power Results

Channel	Frequency (MHz)	WF3 Meas Power (dBm)	WF2 Meas Power (dBm)	Total Corr'd Power (dBm)	Power Limit (dBm)	Power Margi (dB)
Low	5270	17.74	17.83	20.80	24.00	-3.20
High	5310	10.81	10.92	13.88	24.00	-10.12

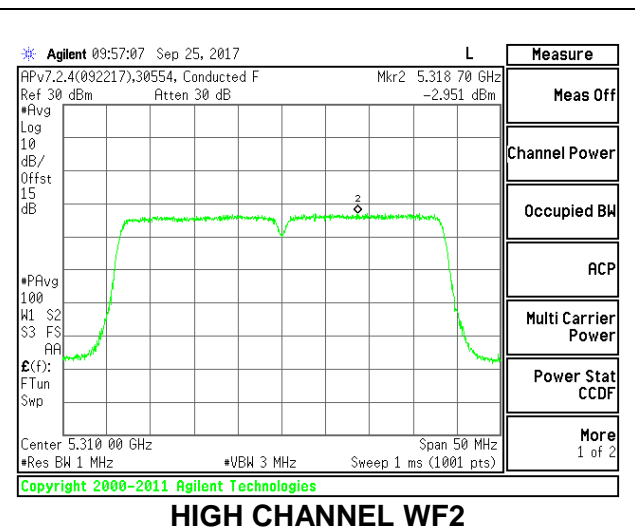
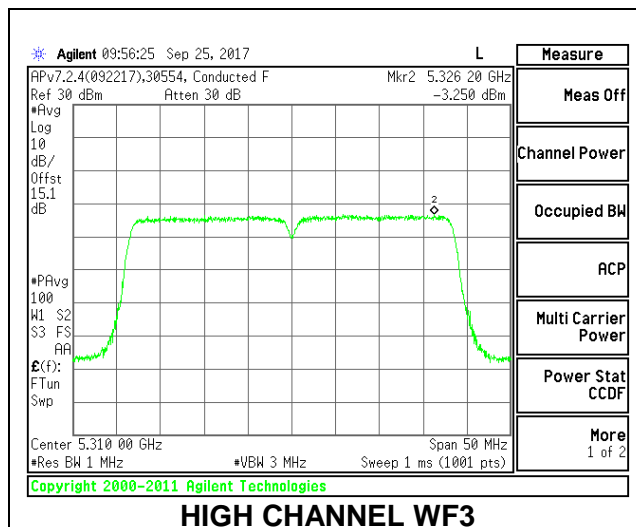
PSD Results

Channel	Frequency (MHz)	WF3 Meas PSD (dBm)	WF2 Meas PSD (dBm)	Total Corr'd PSD (dBm)	PSD Limit (dBm)	PSD Margi (dB)
Low	5270	3.90	3.96	7.23	11.00	-3.77
High	5310	-3.25	-2.95	0.20	11.00	-10.80

LOW CHANNEL



HIGH CHANNEL



2TX Antenna WF3 + Antenna WF2 BF Mode

Bandwidth and Antenna Gain

Channel	Frequency (MHz)	Min 26 dB BW (MHz)	Min 99% BW (MHz)	Directional Gain for Power (dBi)	Directional Gain for PSD (dBi)
Low	5270	40.60	36.2200	6.15	6.15
High	5310	39.80	34.7600	6.15	6.15

Limits

Channel	Frequency (MHz)	FCC Power Limit (dBm)	IC Power Limit (dBm)	IC EIRP Limit (dBm)	Power Limit (dBm)	FCC PSD Limit (dBm)	IC PSD Limit (dBm)	PSD Limit (dBm)
Low	5270	23.85	24.00	30.00	23.85	10.85	11.00	10.85
High	5310	23.85	24.00	30.00	23.85	10.85	11.00	10.85

Duty Cycle CF (dB)	0.11	Included in Calculations of Corr'd Power & PSD
---------------------------	------	---

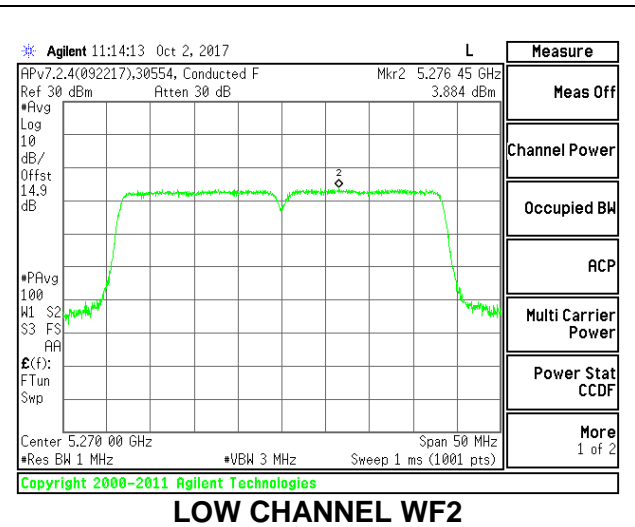
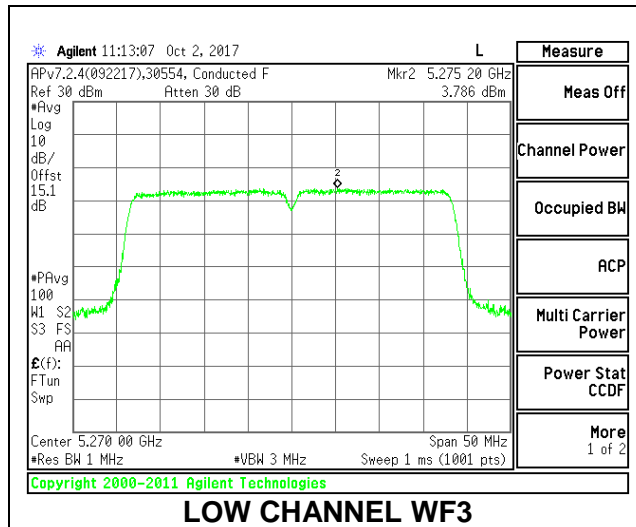
Output Power Results

Channel	Frequency (MHz)	WF3 Meas Power (dBm)	WF2 Meas Power (dBm)	Total Corr'd Power (dBm)	Power Limit (dBm)	Power Margi (dB)
Low	5270	17.89	17.78	20.85	23.85	-3.00
High	5310	9.15	9.34	12.26	23.85	-11.59

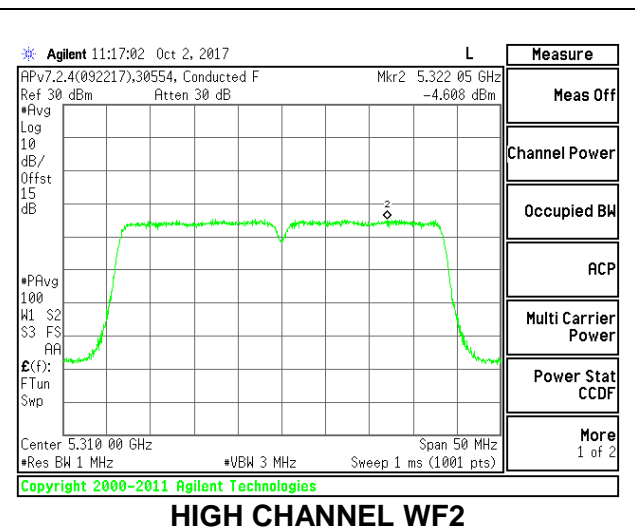
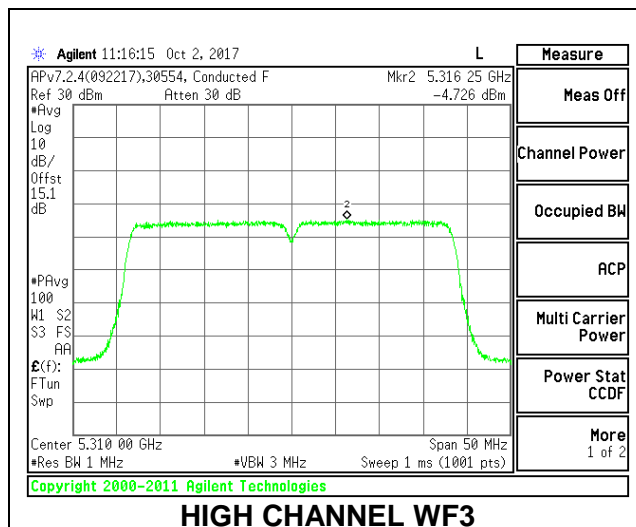
PSD Results

Channel	Frequency (MHz)	WF3 Meas PSD (dBm)	WF2 Meas PSD (dBm)	Total Corr'd PSD (dBm)	PSD Limit (dBm)	PSD Margi (dB)
Low	5270	3.79	3.88	6.96	10.85	-3.89
High	5310	-4.73	-4.69	-1.59	10.85	-12.44

LOW CHANNEL



HIGH CHANNEL



3TX Antenna WF4 + Antenna WF3 + Antenna WF2 CDD Mode

Bandwidth and Antenna Gain

Channel	Frequency (MHz)	Min 26 dB BW (MHz)	Min 99% BW (MHz)	Directional Gain for Power (dBi)	Directional Gain for PSD (dBi)
Low	5270	40.40	36.24	2.87	7.61
High	5310	40.40	36.12	2.87	7.61

Limits

Channel	Frequency (MHz)	FCC Power Limit (dBm)	IC Power Limit (dBm)	IC EIRP Limit (dBm)	Power Limit (dBm)	FCC PSD Limit (dBm)	IC PSD Limit (dBm)	PSD Limit (dBm)
Low	5270	24.00	24.00	30.00	24.00	9.39	11.00	9.39
High	5310	24.00	24.00	30.00	24.00	9.39	11.00	9.39

Duty Cycle CF (dB)	0.25	Included in Calculations of Corr'd Power & PSD
---------------------------	------	---

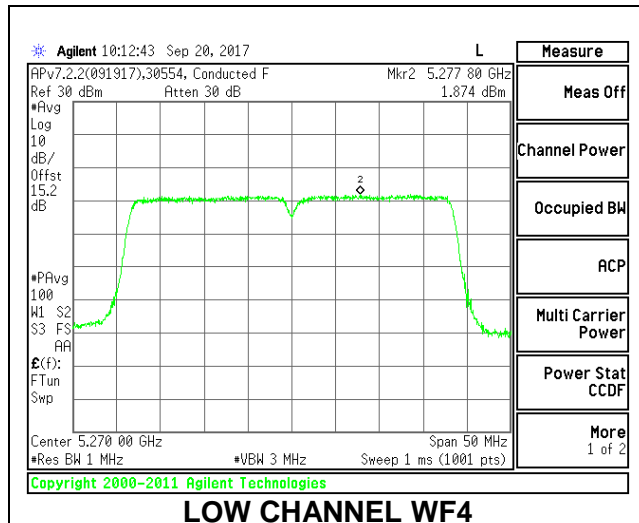
Output Power Results

Channel	Frequency (MHz)	WF4 Meas Power (dBm)	WF3 Meas Power (dBm)	WF2 Meas Power (dBm)	Total Corr'd Power (dBm)	Power Limit (dBm)	Power Margin (dB)
Low	5270	15.72	15.65	15.69	20.54	24.00	-3.46
High	5310	10.74	10.81	10.73	15.62	24.00	-8.38

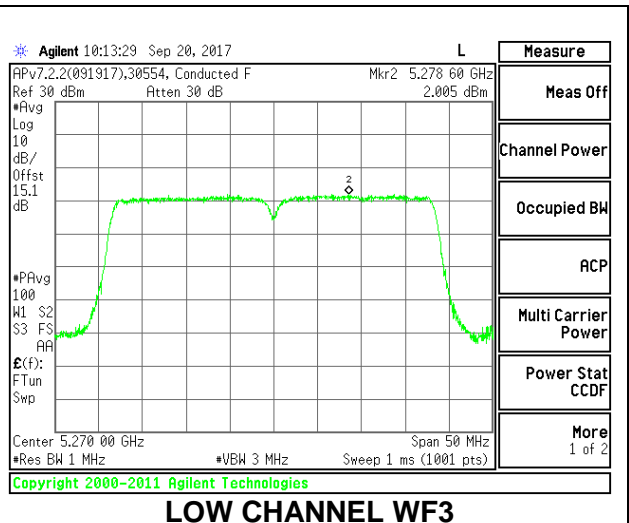
PSD Results

Channel	Frequency (MHz)	WF4 Meas PSD (dBm)	WF3 Meas PSD (dBm)	WF2 Meas PSD (dBm)	Total Corr'd PSD (dBm)	PSD Limit (dBm)	PSD Margin (dB)
Low	5270	1.87	2.01	1.90	6.95	9.39	-2.44
High	5310	-3.51	-3.10	-3.19	1.76	9.39	-7.63

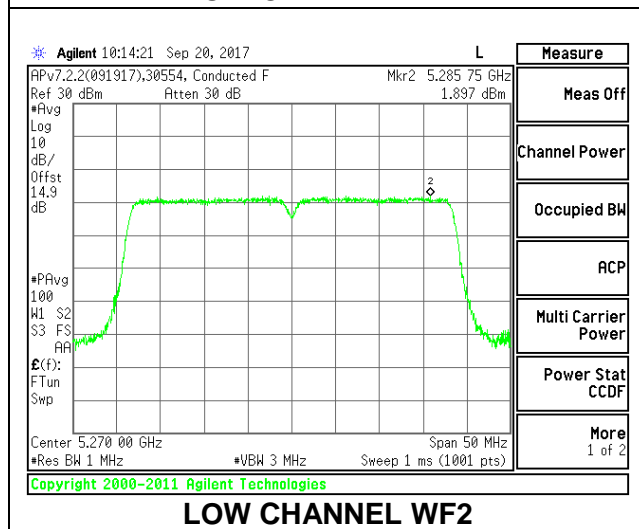
LOW CHANNEL



LOW CHANNEL WF4

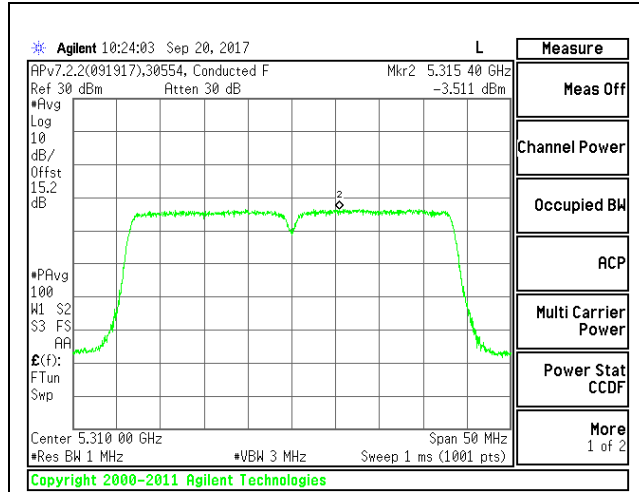


LOW CHANNEL WF3

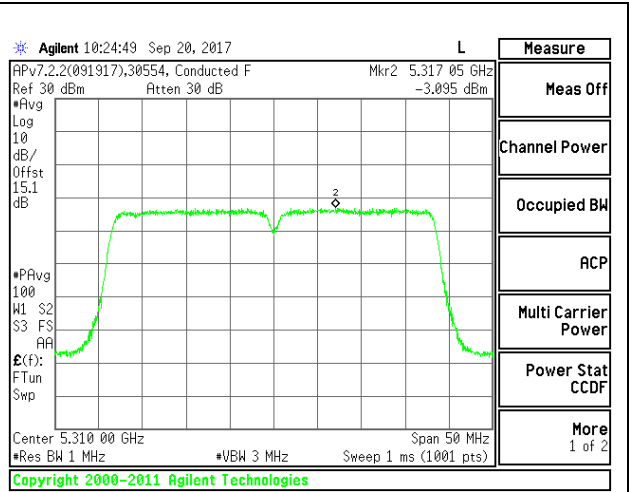


LOW CHANNEL WF2

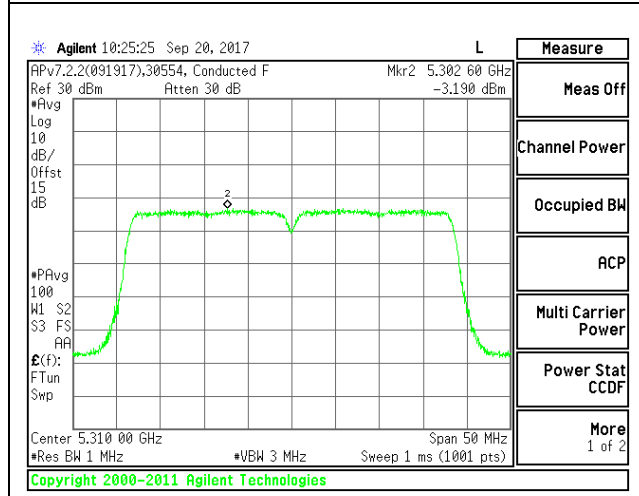
HIGH CHANNEL



HIGH CHANNEL WF4



HIGH CHANNEL WF3



HIGH CHANNEL WF2

3TX Antenna WF4 + Antenna WF3 + Antenna WF2 SDM Mode

Bandwidth and Antenna Gain

Channel	Frequency (MHz)	Min 26 dB BW (MHz)	Min 99% BW (MHz)	Directional Gain for Power (dBi)	Directional Gain for PSD (dBi)
Low	5270	40.40	36.27	2.87	2.87
High	5310	40.40	36.22	2.87	2.87

Limits

Channel	Frequency (MHz)	FCC Power Limit (dBm)	IC Power Limit (dBm)	IC EIRP Limit (dBm)	Power Limit (dBm)	FCC PSD Limit (dBm)	IC PSD Limit (dBm)	PSD Limit (dBm)
Low	5270	24.00	24.00	30.00	24.00	11.00	11.00	11.00
High	5310	24.00	24.00	30.00	24.00	11.00	11.00	11.00

Duty Cycle CF (dB)	0.26	Included in Calculations of Corr'd Power & PSD
---------------------------	------	---

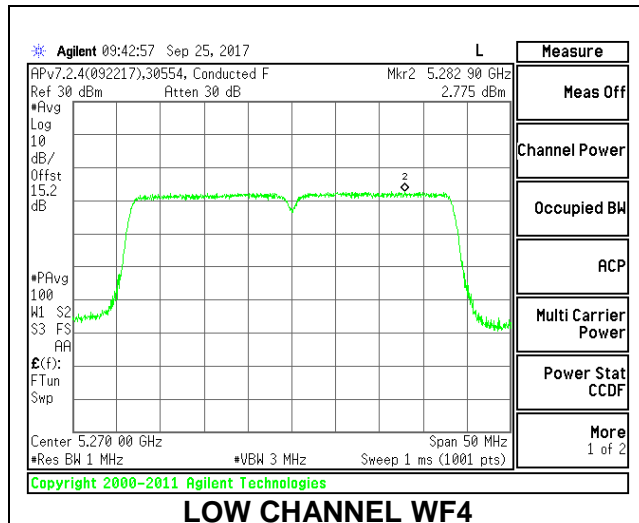
Output Power Results

Channel	Frequency (MHz)	WF4 Meas Power (dBm)	WF3 Meas Power (dBm)	WF2 Meas Power (dBm)	Total Corr'd Power (dBm)	Power Limit (dBm)	Power Margin (dB)
Low	5270	16.83	16.68	16.70	21.60	24.00	-2.40
High	5310	10.81	10.60	10.76	15.58	24.00	-8.42

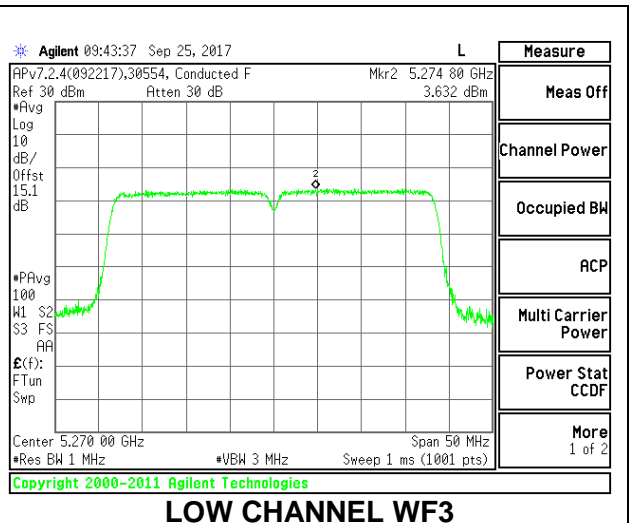
PSD Results

Channel	Frequency (MHz)	WF4 Meas PSD (dBm)	WF3 Meas PSD (dBm)	WF2 Meas PSD (dBm)	Total Corr'd PSD (dBm)	PSD Limit (dBm)	PSD Margin (dB)
Low	5270	2.78	3.63	3.07	8.21	11.00	-2.79
High	5310	-3.09	-3.31	-2.76	1.98	11.00	-9.02

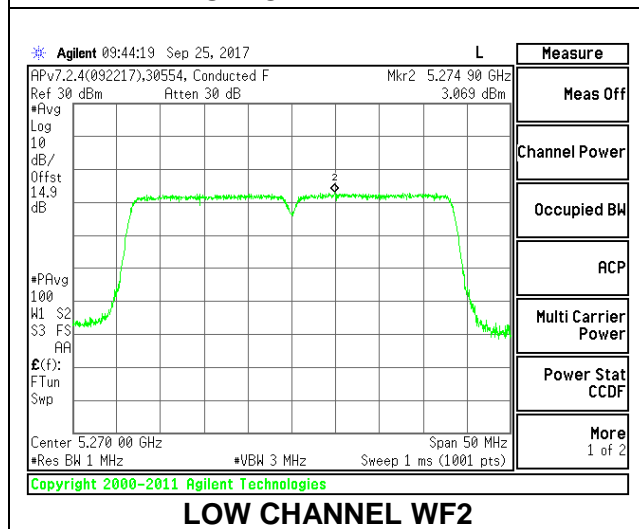
LOW CHANNEL



LOW CHANNEL WF4

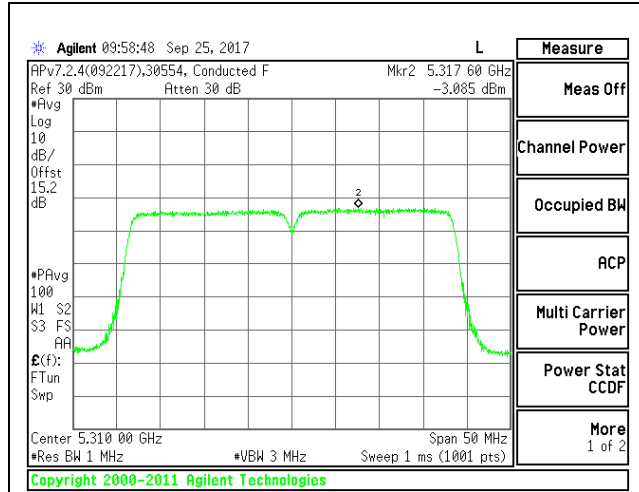


LOW CHANNEL WF3

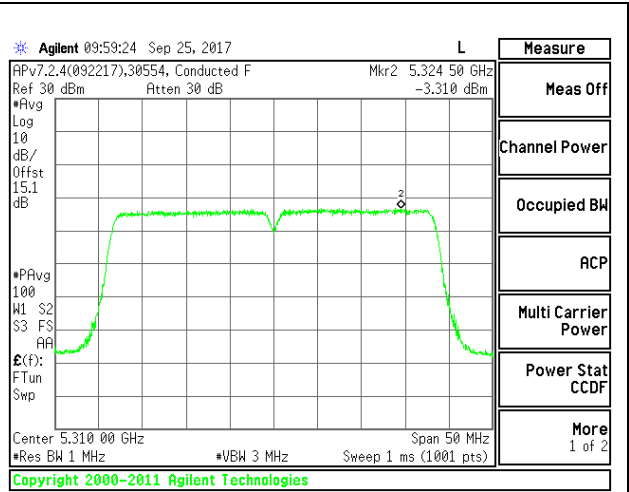


LOW CHANNEL WF2

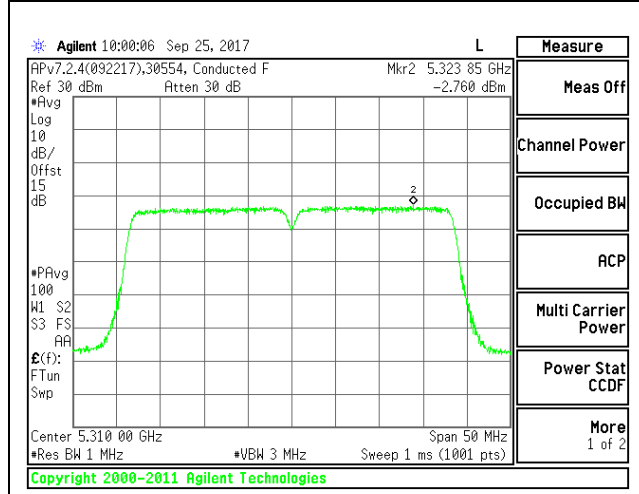
HIGH CHANNEL



HIGH CHANNEL WF4



HIGH CHANNEL WF3



HIGH CHANNEL WF2

3TX Antenna WF4 + Antenna WF3 + Antenna WF2 BF Mode

Bandwidth and Antenna Gain

Channel	Frequency (MHz)	Min 26 dB BW (MHz)	Min 99% BW (MHz)	Directional Gain for Power (dBi)	Directional Gain for PSD (dBi)
Low	5270	40.60	36.2900	7.61	7.61
High	5310	40.30	34.5900	7.61	7.61

Limits

Channel	Frequency (MHz)	FCC Power Limit (dBm)	IC Power Limit (dBm)	IC EIRP Limit (dBm)	Power Limit (dBm)	FCC PSD Limit (dBm)	IC PSD Limit (dBm)	PSD Limit (dBm)
Low	5270	22.39	24.00	30.00	22.39	9.39	11.00	9.39
High	5310	22.39	24.00	30.00	22.39	9.39	11.00	9.39

Duty Cycle CF (dB)	0.35	Included in Calculations of Corr'd Power & PSD
---------------------------	------	---

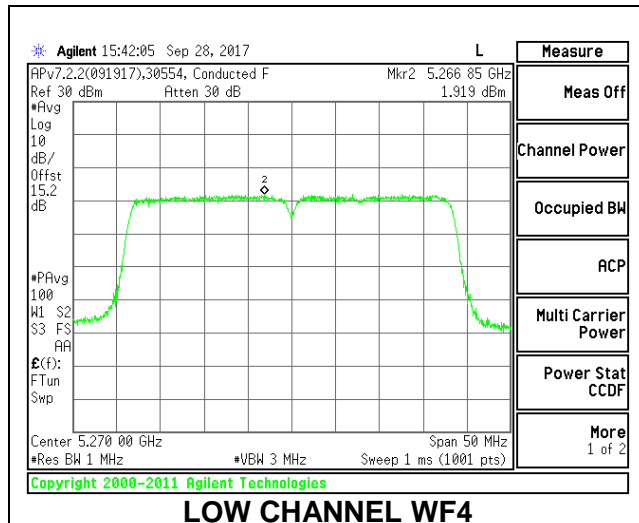
Output Power Results

Channel	Frequency (MHz)	WF4 Meas Power (dBm)	WF3 Meas Power (dBm)	WF2 Meas Power (dBm)	Total Corr'd Power (dBm)	Power Limit (dBm)	Power Margin (dB)
Low	5270	15.77	15.83	15.88	20.72	22.39	-1.67
High	5310	9.32	9.38	9.44	14.27	22.39	-8.12

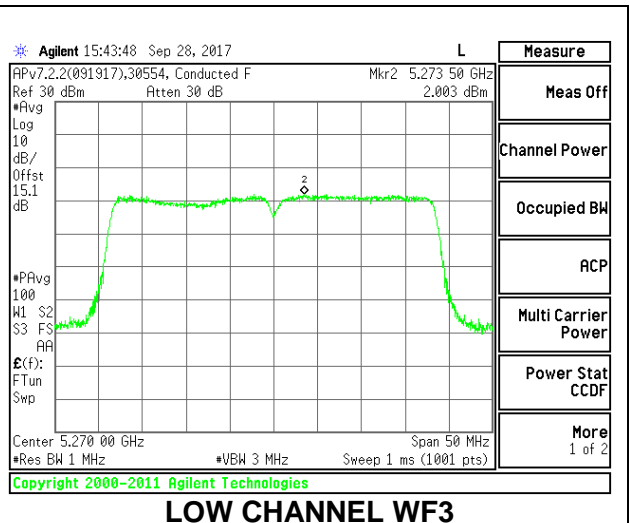
PSD Results

Channel	Frequency (MHz)	WF4 Meas PSD (dBm)	WF3 Meas PSD (dBm)	WF2 Meas PSD (dBm)	Total Corr'd PSD (dBm)	PSD Limit (dBm)	PSD Margin (dB)
Low	5270	1.91	2.00	1.87	7.05	9.39	-2.34
High	5310	-4.06	-1.67	-4.59	1.88	9.39	-7.51

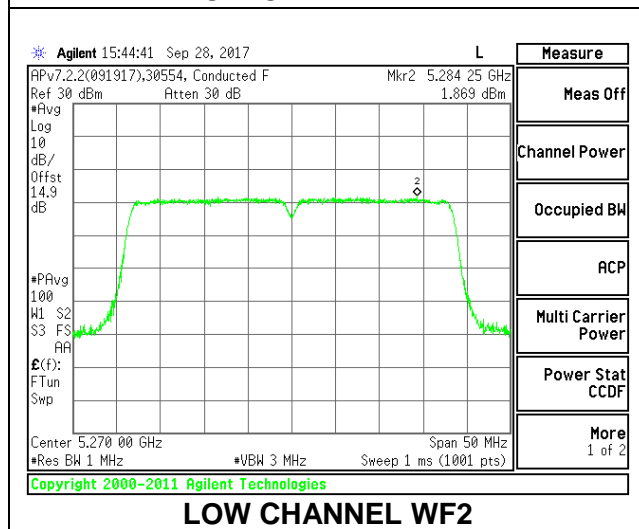
LOW CHANNEL



LOW CHANNEL WF4

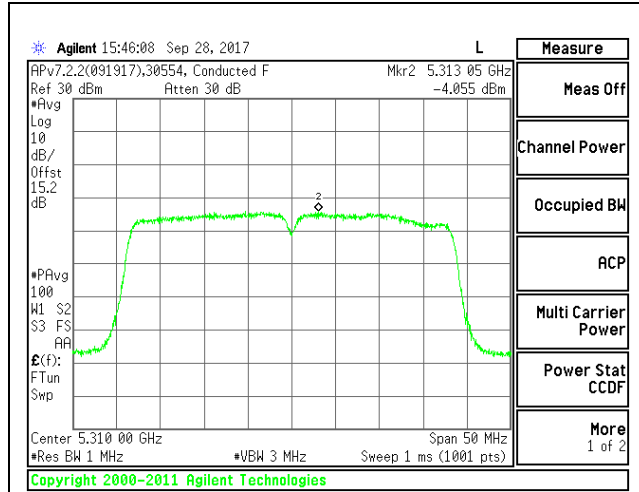


LOW CHANNEL WF3

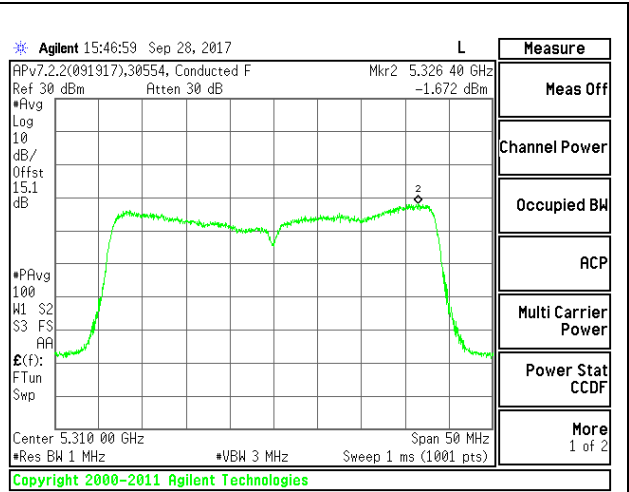


LOW CHANNEL WF2

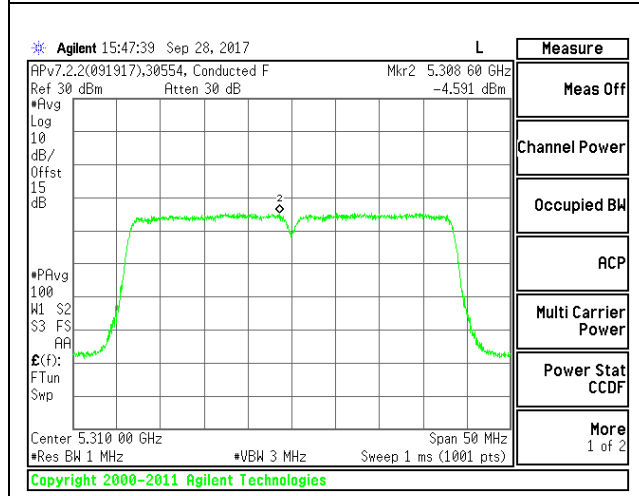
HIGH CHANNEL



HIGH CHANNEL WF4



HIGH CHANNEL WF3



HIGH CHANNEL WF2

4.5.6. 802.11ac VHT80 MODE IN THE 5.3 GHz BAND

1TX Antenna WF4

Bandwidth and Antenna Gain

Channel	Frequency (MHz)	Min 26 dB BW (MHz)	Min 99% BW (MHz)	Directional Gain (dBi)
Mid	5290	83.2	75.8	2.20

Limits

Channel	Frequency (MHz)	FCC Power Limit (dBm)	IC Power Limit (dBm)	IC EIRP Limit (dBm)	Power Limit (dBm)	FCC PSD Limit (dBm)	IC PSD Limit (dBm)	PSD Limit (dBm)
Mid	5290	24.00	24.00	30.00	24.00	11.00	11.00	11.00

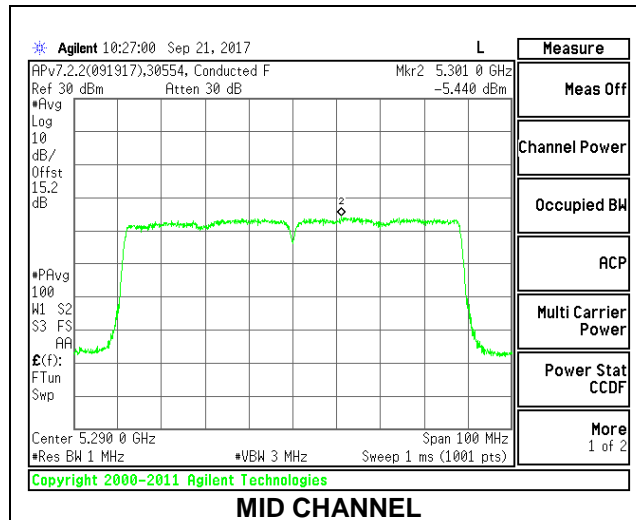
Duty Cycle CF (dB)	0.20	Included in Calculations of Corr'd Power & PSD
---------------------------	------	---

Output Power Results

Channel	Frequency (MHz)	WF4 Meas Power (dBm)	Total Corr'd Power (dBm)	Power Limit (dBm)	Power Margin (dB)
Mid	5290	10.89	10.89	24.00	-13.11

PSD Results

Channel	Frequency (MHz)	WF4 Meas PSD (dBm)	Total Corr'd PSD (dBm)	PSD Limit (dBm)	PSD Margin (dB)
Mid	5290	-5.44	-5.24	11.00	-16.24



1TX Antenna WF3

Bandwidth and Antenna Gain

Channel	Frequency (MHz)	Min 26 dB BW (MHz)	Min 99% BW (MHz)	Directional Gain (dBi)
Mid	5290	83.2	75.8	2.30

Limits

Channel	Frequency (MHz)	FCC Power Limit (dBm)	IC Power Limit (dBm)	IC EIRP Limit (dBm)	Power Limit (dBm)	FCC PSD Limit (dBm)	IC PSD Limit (dBm)	PSD Limit (dBm)
Mid	5290	24.00	24.00	30.00	24.00	11.00	11.00	11.00

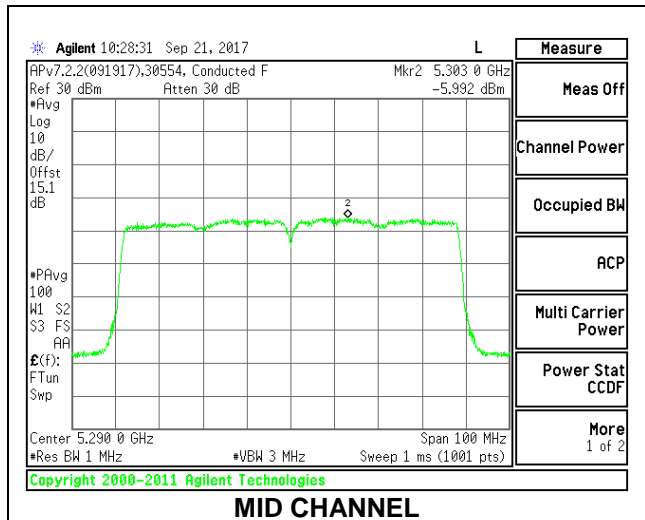
Duty Cycle CF (dB)	0.20	Included in Calculations of Corr'd Power & PSD
---------------------------	------	---

Output Power Results

Channel	Frequency (MHz)	WF3 Meas Power (dBm)	Total Corr'd Power (dBm)	Power Limit (dBm)	Power Margin (dB)
Mid	5290	10.90	10.90	24.00	-13.10

PSD Results

Channel	Frequency (MHz)	WF3 Meas PSD (dBm)	Total Corr'd PSD (dBm)	PSD Limit (dBm)	PSD Margin (dB)
Mid	5290	-5.99	-5.79	11.00	-16.79



1TX Antenna WF2

Bandwidth and Antenna Gain

Channel	Frequency (MHz)	Min 26 dB BW (MHz)	Min 99% BW (MHz)	Directional Gain (dBi)
Mid	5290	82.6	75.2	3.90

Limits

Channel	Frequency (MHz)	FCC Power Limit (dBm)	IC Power Limit (dBm)	IC EIRP Limit (dBm)	Power Limit (dBm)	FCC PSD Limit (dBm)	IC PSD Limit (dBm)	PSD Limit (dBm)
Mid	5290	24.00	24.00	30.00	24.00	11.00	11.00	11.00

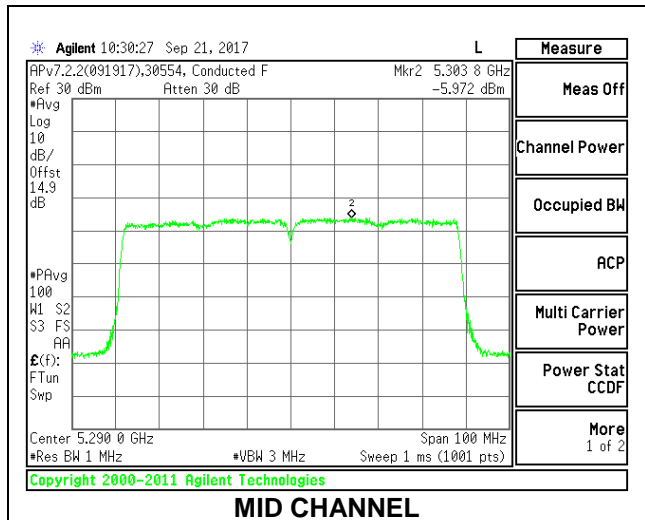
Duty Cycle CF (dB)	0.20	Included in Calculations of Corr'd Power & PSD
---------------------------	------	---

Output Power Results

Channel	Frequency (MHz)	WF2 Meas Power (dBm)	Total Corr'd Power (dBm)	Power Limit (dBm)	Power Margin (dB)
Mid	5290	10.92	10.92	24.00	-13.08

PSD Results

Channel	Frequency (MHz)	WF2 Meas PSD (dBm)	Total Corr'd PSD (dBm)	PSD Limit (dBm)	PSD Margin (dB)
Mid	5290	-5.97	-5.77	11.00	-16.77



2TX Antenna WF4 + Antenna WF3 CDD Mode

Bandwidth and Antenna Gain

Channel	Frequency (MHz)	Min 26 dB BW (MHz)	Min 99% BW (MHz)	Directional Gain for Power (dBi)	Directional Gain for PSD (dBi)
Mid	5290	83.00	75.5420	2.25	5.26

Limits

Channel	Frequency (MHz)	FCC Power Limit (dBm)	IC Power Limit (dBm)	IC EIRP Limit (dBm)	Power Limit (dBm)	FCC PSD Limit (dBm)	IC PSD Limit (dBm)	PSD Limit (dBm)
Mid	5290	24.00	24.00	30.00	24.00	11.00	11.00	11.00

Duty Cycle CF (dB)	0.33	Included in Calculations of Corr'd Power & PSD
---------------------------	------	---

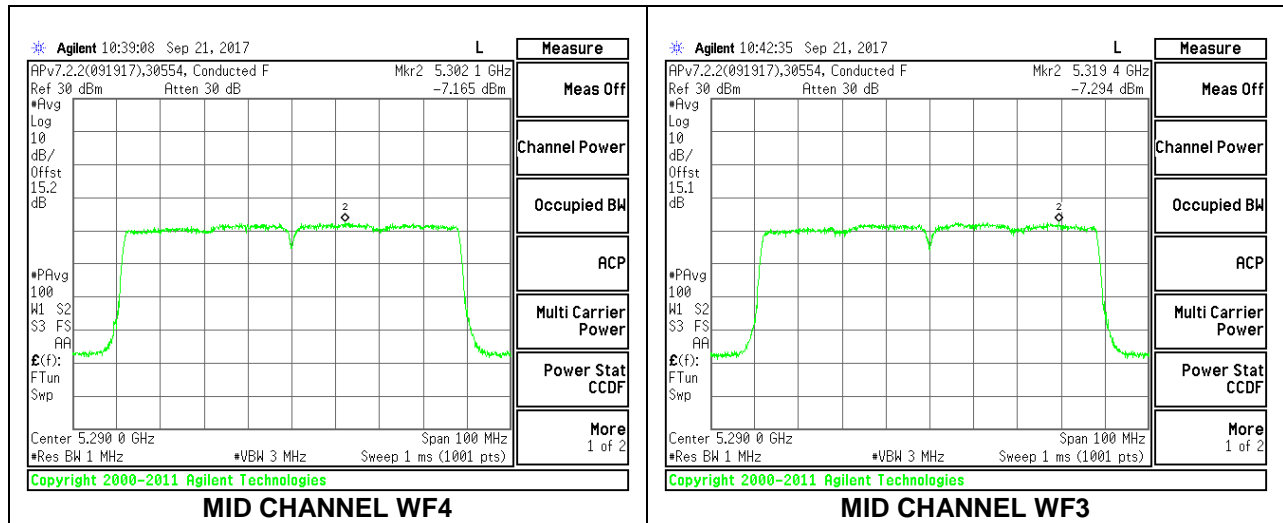
Output Power Results

Channel	Frequency (MHz)	WF4 Meas Power (dBm)	WF3 Meas Power (dBm)	Total Corr'd Power (dBm)	Power Limit (dBm)	Power Margi (dB)
Mid	5290	9.41	9.36	12.40	24.00	-11.60

PSD Results

Channel	Frequency (MHz)	WF4 Meas PSD (dBm)	WF3 Meas PSD (dBm)	Total Corr'd PSD (dBm)	PSD Limit (dBm)	PSD Margi (dB)
Mid	5290	-7.17	-7.29	-3.89	11.00	-14.89

MID CHANNEL



MID CHANNEL WF4

MID CHANNEL WF3

2TX Antenna WF4 + Antenna WF3 SDM Mode

Bandwidth and Antenna Gain

Channel	Frequency (MHz)	Min 26 dB BW (MHz)	Min 99% BW (MHz)	Directional Gain for Power (dBi)	Directional Gain for PSD (dBi)
Mid	5290	82.60	75.4620	2.25	2.25

Limits

Channel	Frequency (MHz)	FCC Power Limit (dBm)	IC Power Limit (dBm)	IC EIRP Limit (dBm)	Power Limit (dBm)	FCC PSD Limit (dBm)	IC PSD Limit (dBm)	PSD Limit (dBm)
Mid	5290	24.00	24.00	30.00	24.00	11.00	11.00	11.00

Duty Cycle CF (dB)	0.39	Included in Calculations of Corr'd Power & PSD
---------------------------	------	---

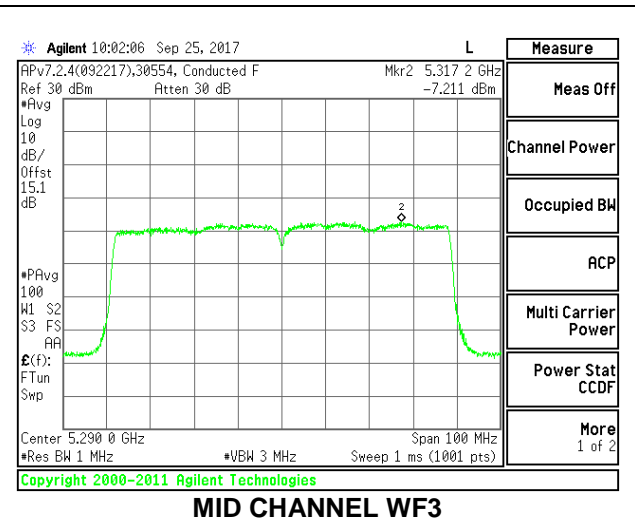
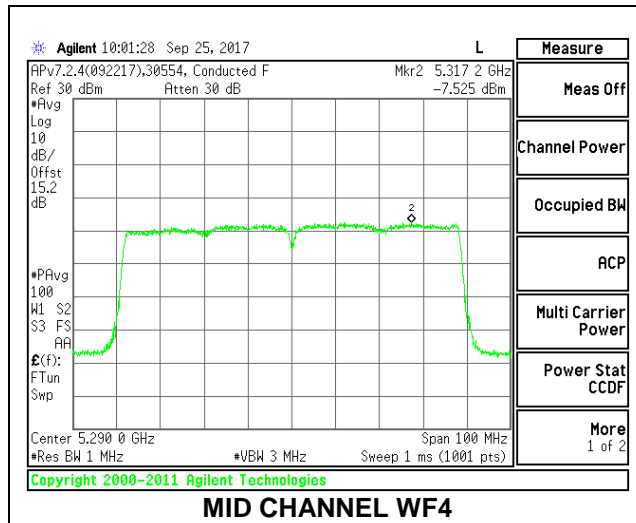
Output Power Results

Channel	Frequency (MHz)	WF4 Meas Power (dBm)	WF3 Meas Power (dBm)	Total Corr'd Power (dBm)	Power Limit (dBm)	Power Margi (dB)
Mid	5290	9.35	9.39	12.38	24.00	-11.62

PSD Results

Channel	Frequency (MHz)	WF4 Meas PSD (dBm)	WF3 Meas PSD (dBm)	Total Corr'd PSD (dBm)	PSD Limit (dBm)	PSD Margi (dB)
Mid	5290	-7.53	-7.21	-3.96	11.00	-14.96

MID CHANNEL



2TX Antenna WF4 + Antenna WF3 BF Mode

Bandwidth and Antenna Gain

Channel	Frequency (MHz)	Min 26 dB BW (MHz)	Min 99% BW (MHz)	Directional Gain for Power (dBi)	Directional Gain for PSD (dBi)
Mid	5290	82.60	79.1487	5.26	5.26

Limits

Channel	Frequency (MHz)	FCC Power Limit (dBm)	IC Power Limit (dBm)	IC EIRP Limit (dBm)	Power Limit (dBm)	FCC PSD Limit (dBm)	IC PSD Limit (dBm)	PSD Limit (dBm)
Mid	5290	24.00	24.00	30.00	24.00	11.00	11.00	11.00

Duty Cycle CF (dB)	0.29	Included in Calculations of Corr'd Power & PSD
---------------------------	------	---

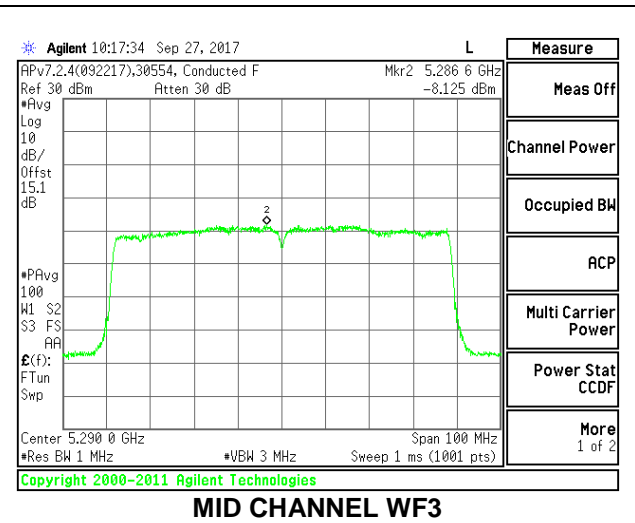
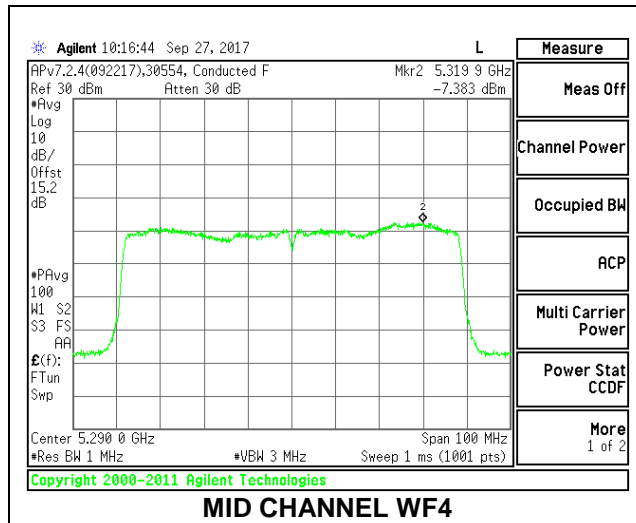
Output Power Results

Channel	Frequency (MHz)	WF4 Meas Power (dBm)	WF3 Meas Power (dBm)	Total Corr'd Power (dBm)	Power Limit (dBm)	Power Margi (dB)
Mid	5290	8.45	8.32	11.40	24.00	-12.60

PSD Results

Channel	Frequency (MHz)	WF4 Meas PSD (dBm)	WF3 Meas PSD (dBm)	Total Corr'd PSD (dBm)	PSD Limit (dBm)	PSD Margi (dB)
Mid	5290	-7.38	-8.22	-4.48	11.00	-15.48

MID CHANNEL



2TX Antenna WF4 + Antenna WF2 CDD Mode

Bandwidth and Antenna Gain

Channel	Frequency (MHz)	Min 26 dB BW (MHz)	Min 99% BW (MHz)	Directional Gain for Power (dBi)	Directional Gain for PSD (dBi)
Mid	5290	82.40	75.5740	3.13	6.10

Limits

Channel	Frequency (MHz)	FCC Power Limit (dBm)	IC Power Limit (dBm)	IC EIRP Limit (dBm)	Power Limit (dBm)	FCC PSD Limit (dBm)	IC PSD Limit (dBm)	PSD Limit (dBm)
Mid	5290	24.00	24.00	30.00	24.00	10.90	11.00	10.90

Duty Cycle CF (dB)	0.33	Included in Calculations of Corr'd Power & PSD
---------------------------	------	---

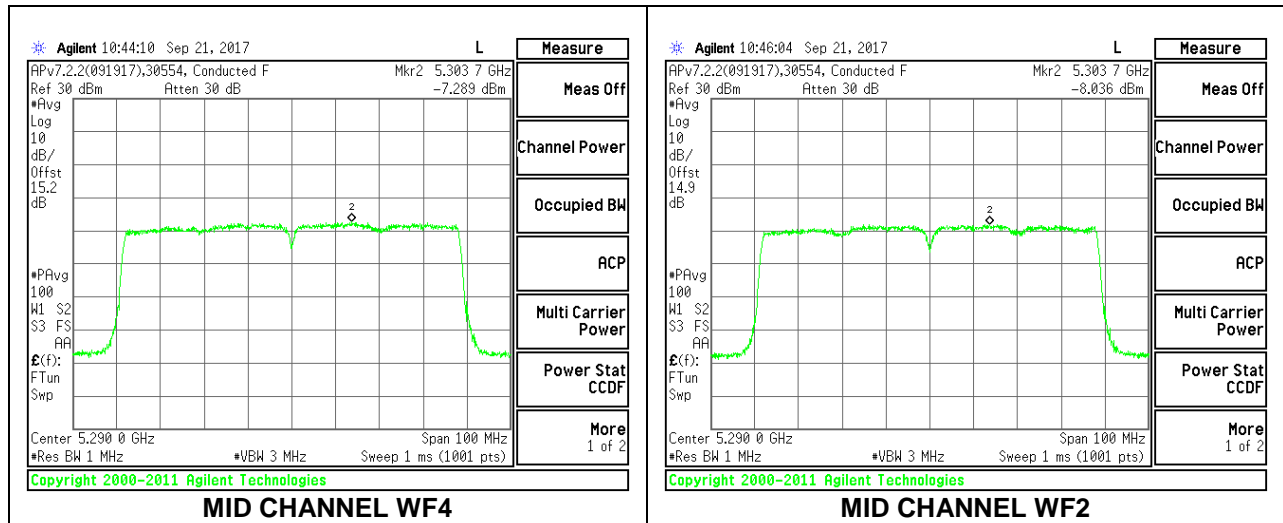
Output Power Results

Channel	Frequency (MHz)	WF4 Meas Power (dBm)	WF2 Meas Power (dBm)	Total Corr'd Power (dBm)	Power Limit (dBm)	Power Margi (dB)
Mid	5290	9.44	9.37	12.42	24.00	-11.58

PSD Results

Channel	Frequency (MHz)	WF4 Meas PSD (dBm)	WF2 Meas PSD (dBm)	Total Corr'd PSD (dBm)	PSD Limit (dBm)	PSD Margi (dB)
Mid	5290	-7.29	-8.04	-4.31	10.90	-15.21

MID CHANNEL



2TX Antenna WF4 + Antenna WF2 SDM Mode

Bandwidth and Antenna Gain

Channel	Frequency (MHz)	Min 26 dB BW (MHz)	Min 99% BW (MHz)	Directional Gain for Power (dBi)	Directional Gain for PSD (dBi)
Mid	5290	82.60	75.1510	3.13	3.13

Limits

Channel	Frequency (MHz)	FCC Power Limit (dBm)	IC Power Limit (dBm)	IC EIRP Limit (dBm)	Power Limit (dBm)	FCC PSD Limit (dBm)	IC PSD Limit (dBm)	PSD Limit (dBm)
Mid	5290	24.00	24.00	30.00	24.00	11.00	11.00	11.00

Duty Cycle CF (dB)	0.39	Included in Calculations of Corr'd Power & PSD
---------------------------	------	---

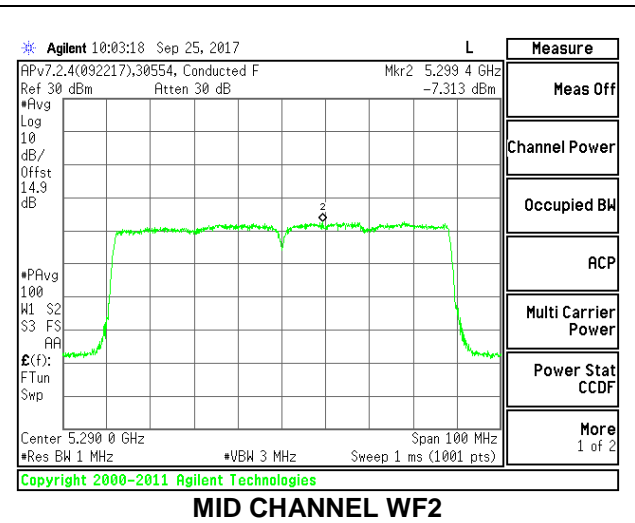
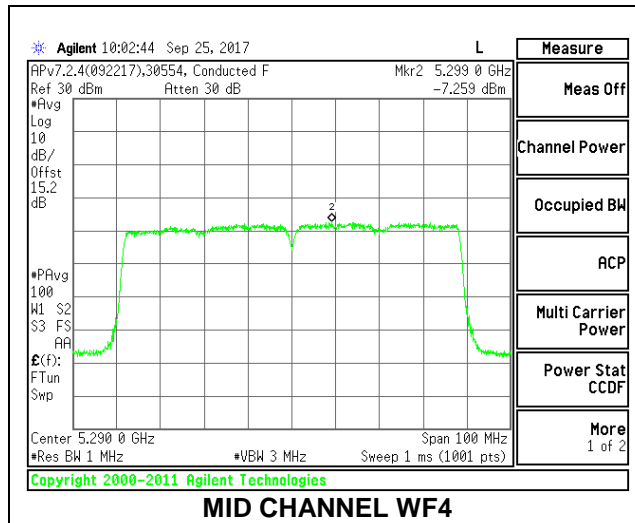
Output Power Results

Channel	Frequency (MHz)	WF4 Meas Power (dBm)	WF2 Meas Power (dBm)	Total Corr'd Power (dBm)	Power Limit (dBm)	Power Margi (dB)
Mid	5290	9.42	9.39	12.42	24.00	-11.58

PSD Results

Channel	Frequency (MHz)	WF4 Meas PSD (dBm)	WF2 Meas PSD (dBm)	Total Corr'd PSD (dBm)	PSD Limit (dBm)	PSD Margi (dB)
Mid	5290	-7.26	-7.31	-3.89	11.00	-14.89

MID CHANNEL



2TX Antenna WF4 + Antenna WF2 BF Mode

Bandwidth and Antenna Gain

Channel	Frequency (MHz)	Min 26 dB BW (MHz)	Min 99% BW (MHz)	Directional Gain for Power (dBi)	Directional Gain for PSD (dBi)
Mid	5290	82.80	74.8765	6.10	6.10

Limits

Channel	Frequency (MHz)	FCC Power Limit (dBm)	IC Power Limit (dBm)	IC EIRP Limit (dBm)	Power Limit (dBm)	FCC PSD Limit (dBm)	IC PSD Limit (dBm)	PSD Limit (dBm)
Mid	5290	23.90	24.00	30.00	23.90	10.90	11.00	10.90

Duty Cycle CF (dB)	0.29	Included in Calculations of Corr'd Power & PSD
---------------------------	------	---

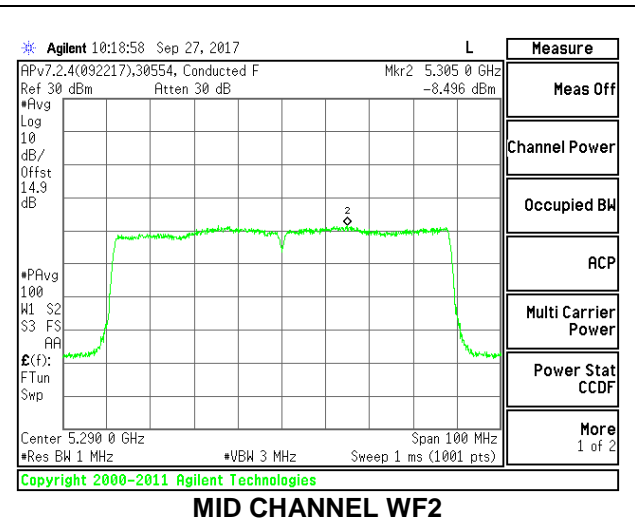
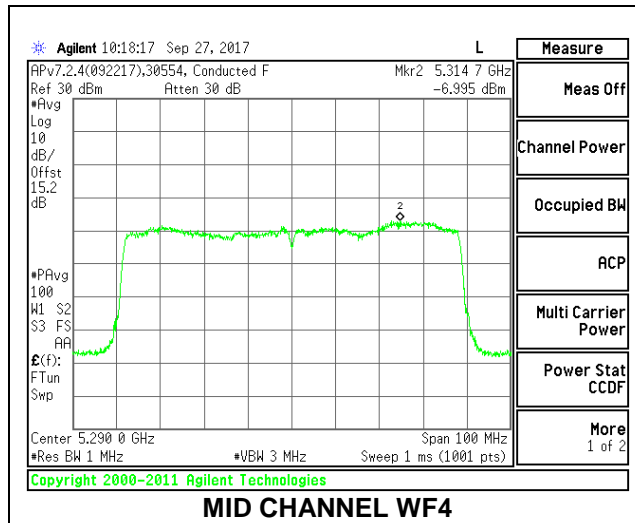
Output Power Results

Channel	Frequency (MHz)	WF4 Meas Power (dBm)	WF2 Meas Power (dBm)	Total Corr'd Power (dBm)	Power Limit (dBm)	Power Margi (dB)
Mid	5290	8.43	8.27	11.36	23.90	-12.54

PSD Results

Channel	Frequency (MHz)	WF4 Meas PSD (dBm)	WF2 Meas PSD (dBm)	Total Corr'd PSD (dBm)	PSD Limit (dBm)	PSD Margi (dB)
Mid	5290	-7.00	-8.50	-4.38	10.90	-15.28

MID CHANNEL



2TX Antenna WF3 + Antenna WF2 CDD Mode

Bandwidth and Antenna Gain

Channel	Frequency (MHz)	Min 26 dB BW (MHz)	Min 99% BW (MHz)	Directional Gain for Power (dBi)	Directional Gain for PSD (dBi)
Mid	5290	82.80	75.1760	3.17	6.15

Limits

Channel	Frequency (MHz)	FCC Power Limit (dBm)	IC Power Limit (dBm)	IC EIRP Limit (dBm)	Power Limit (dBm)	FCC PSD Limit (dBm)	IC PSD Limit (dBm)	PSD Limit (dBm)
Mid	5290	24.00	24.00	30.00	24.00	10.85	11.00	10.85

Duty Cycle CF (dB)	0.33	Included in Calculations of Corr'd Power & PSD
---------------------------	------	---

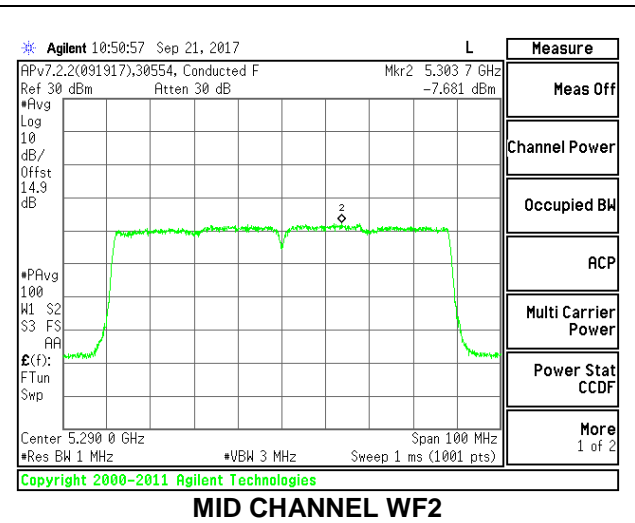
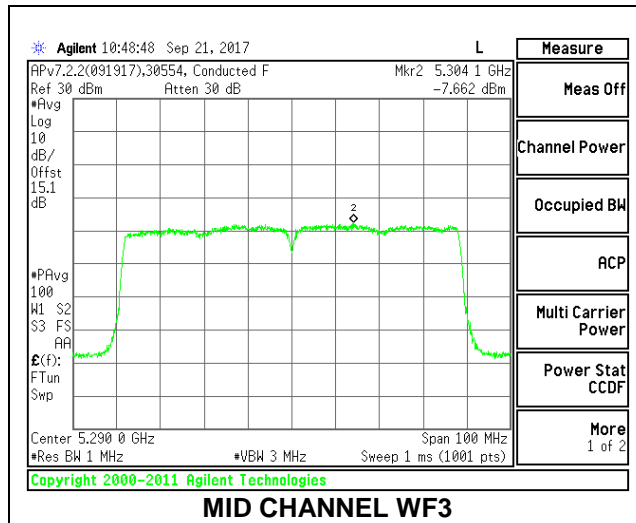
Output Power Results

Channel	Frequency (MHz)	WF3 Meas Power (dBm)	WF2 Meas Power (dBm)	Total Corr'd Power (dBm)	Power Limit (dBm)	Power Margi (dB)
Mid	5290	9.42	9.40	12.42	24.00	-11.58

PSD Results

Channel	Frequency (MHz)	WF3 Meas PSD (dBm)	WF2 Meas PSD (dBm)	Total Corr'd PSD (dBm)	PSD Limit (dBm)	PSD Margi (dB)
Mid	5290	-7.66	-7.68	-4.33	10.85	-15.18

MID CHANNEL



2TX Antenna WF3 + Antenna WF2 SDM Mode

Bandwidth and Antenna Gain

Channel	Frequency (MHz)	Min 26 dB BW (MHz)	Min 99% BW (MHz)	Directional Gain for Power (dBi)	Directional Gain for PSD (dBi)
Mid	5290	82.60	75.2095	3.17	3.17

Limits

Channel	Frequency (MHz)	FCC Power Limit (dBm)	IC Power Limit (dBm)	IC EIRP Limit (dBm)	Power Limit (dBm)	FCC PSD Limit (dBm)	IC PSD Limit (dBm)	PSD Limit (dBm)
Mid	5290	24.00	24.00	30.00	24.00	11.00	11.00	11.00

Duty Cycle CF (dB)	0.39	Included in Calculations of Corr'd Power & PSD
---------------------------	------	---

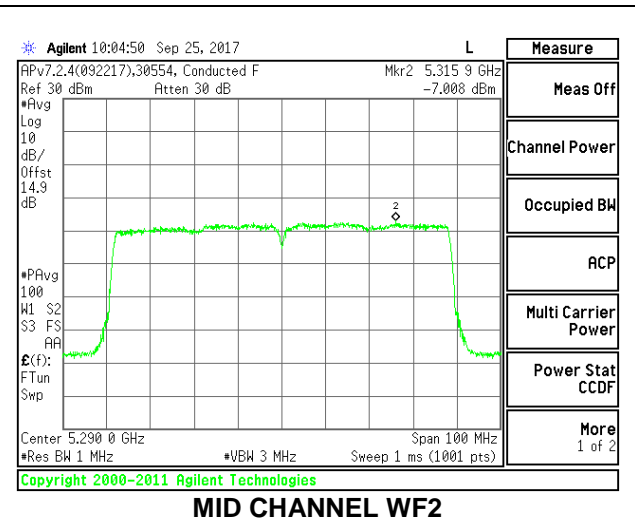
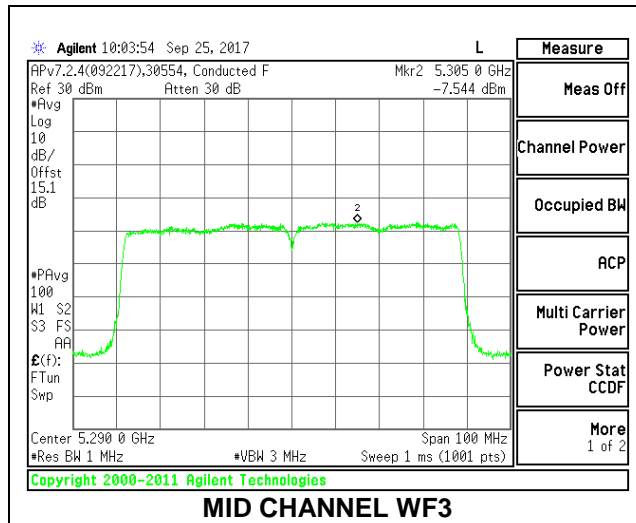
Output Power Results

Channel	Frequency (MHz)	WF3 Meas Power (dBm)	WF2 Meas Power (dBm)	Total Corr'd Power (dBm)	Power Limit (dBm)	Power Margi (dB)
Mid	5290	9.33	9.42	12.39	24.00	-11.61

PSD Results

Channel	Frequency (MHz)	WF3 Meas PSD (dBm)	WF2 Meas PSD (dBm)	Total Corr'd PSD (dBm)	PSD Limit (dBm)	PSD Margi (dB)
Mid	5290	-7.54	-7.01	-3.87	11.00	-14.87

MID CHANNEL



2TX Antenna WF3 + Antenna WF2 BF Mode

Bandwidth and Antenna Gain

Channel	Frequency (MHz)	Min 26 dB BW (MHz)	Min 99% BW (MHz)	Directional Gain for Power (dBi)	Directional Gain for PSD (dBi)
Mid	5290	82.00	74.8765	6.15	6.15

Limits

Channel	Frequency (MHz)	FCC Power Limit (dBm)	IC Power Limit (dBm)	IC EIRP Limit (dBm)	Power Limit (dBm)	FCC PSD Limit (dBm)	IC PSD Limit (dBm)	PSD Limit (dBm)
Mid	5290	23.85	24.00	30.00	23.85	10.85	11.00	10.85

Duty Cycle CF (dB)	0.29	Included in Calculations of Corr'd Power & PSD
---------------------------	------	---

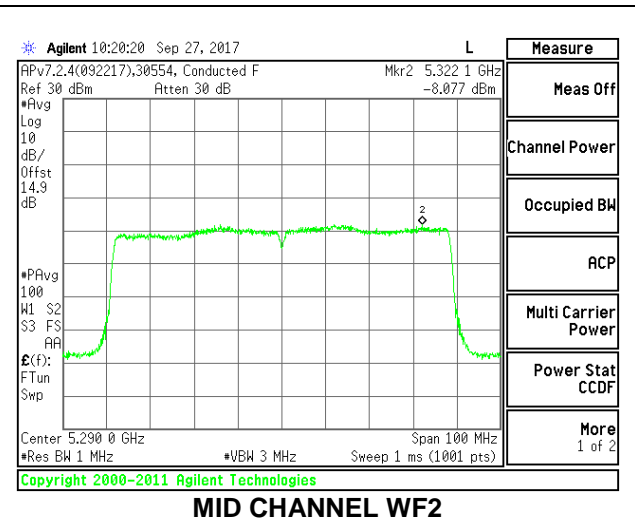
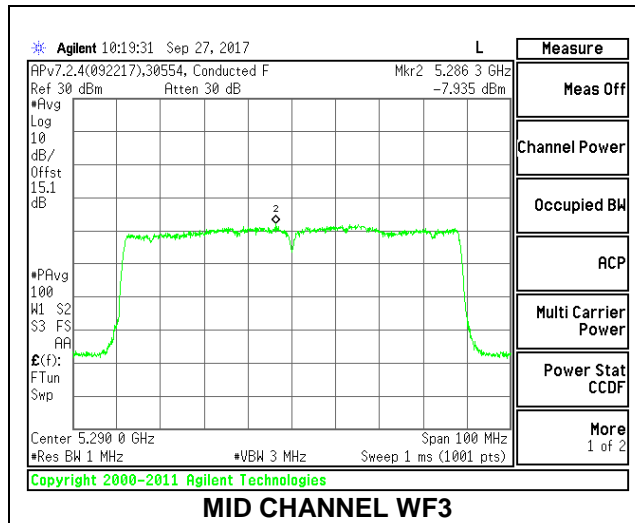
Output Power Results

Channel	Frequency (MHz)	WF3 Meas Power (dBm)	WF2 Meas Power (dBm)	Total Corr'd Power (dBm)	Power Limit (dBm)	Power Margi (dB)
Mid	5290	8.38	8.34	11.37	23.85	-12.48

PSD Results

Channel	Frequency (MHz)	WF3 Meas PSD (dBm)	WF2 Meas PSD (dBm)	Total Corr'd PSD (dBm)	PSD Limit (dBm)	PSD Margi (dB)
Mid	5290	-7.94	-8.08	-4.71	10.85	-15.56

MID CHANNEL



3TX Antenna WF4 + Antenna WF3 + Antenna WF2 CDD Mode

Bandwidth and Antenna Gain

Channel	Frequency (MHz)	Min 26 dB BW (MHz)	Min 99% BW (MHz)	Directional Gain for Power (dBi)	Directional Gain for PSD (dBi)
Mid	5290	82.60	75.4020	2.87	7.61

Limits

Channel	Frequency (MHz)	FCC Power Limit (dBm)	IC Power Limit (dBm)	IC EIRP Limit (dBm)	Power Limit (dBm)	FCC PSD Limit (dBm)	IC PSD Limit (dBm)	PSD Limit (dBm)
Mid	5290	24.00	24.00	30.00	24.00	9.39	11.00	9.39

Duty Cycle CF (dB)	0.46	Included in Calculations of Corr'd Power & PSD
---------------------------	------	---

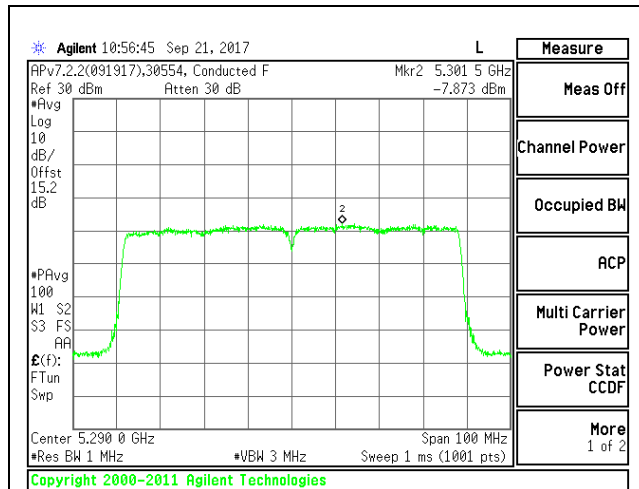
Output Power Results

Channel	Frequency (MHz)	WF4 Meas Power (dBm)	WF3 Meas Power (dBm)	WF2 Meas Power (dBm)	Total Corr'd Power (dBm)	Power Limit (dBm)	Power Margin (dB)
Mid	5290	8.88	8.79	8.92	13.63	24.00	-10.37

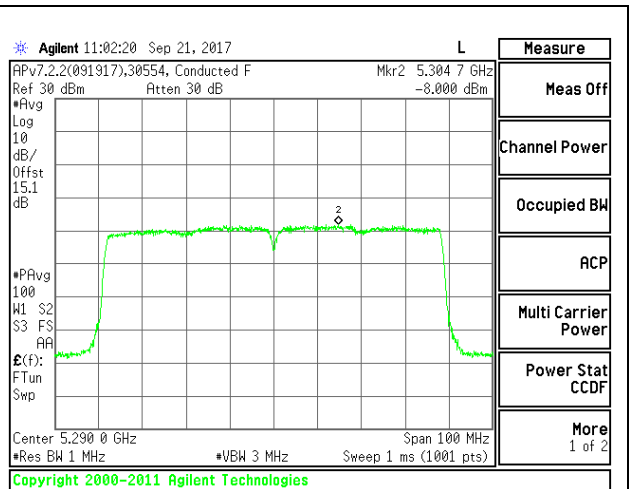
PSD Results

Channel	Frequency (MHz)	WF4 Meas PSD (dBm)	WF3 Meas PSD (dBm)	WF2 Meas PSD (dBm)	Total Corr'd PSD (dBm)	PSD Limit (dBm)	PSD Margin (dB)
Mid	5290	-7.87	-8.00	-7.69	-2.62	9.39	-12.01

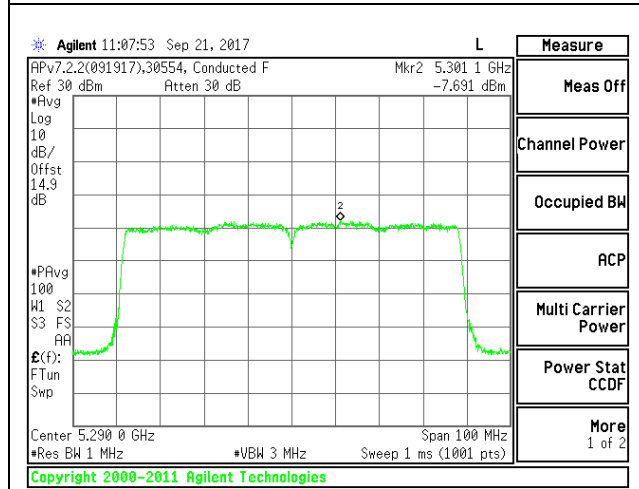
MID CHANNEL



MID CHANNEL WF4



MID CHANNEL WF3



MID CHANNEL WF2

3TX Antenna WF4 + Antenna WF3 + Antenna WF2 SDM Mode

Bandwidth and Antenna Gain

Channel	Frequency (MHz)	Min 26 dB BW (MHz)	Min 99% BW (MHz)	Directional Gain for Power (dBi)	Directional Gain for PSD (dBi)
Mid	5290	82.60	75.6980	2.87	2.87

Limits

Channel	Frequency (MHz)	FCC Power Limit (dBm)	IC Power Limit (dBm)	IC EIRP Limit (dBm)	Power Limit (dBm)	FCC PSD Limit (dBm)	IC PSD Limit (dBm)	PSD Limit (dBm)
Mid	5290	24.00	24.00	30.00	24.00	11.00	11.00	11.00

Duty Cycle CF (dB)	0.47	Included in Calculations of Corr'd Power & PSD
---------------------------	------	---

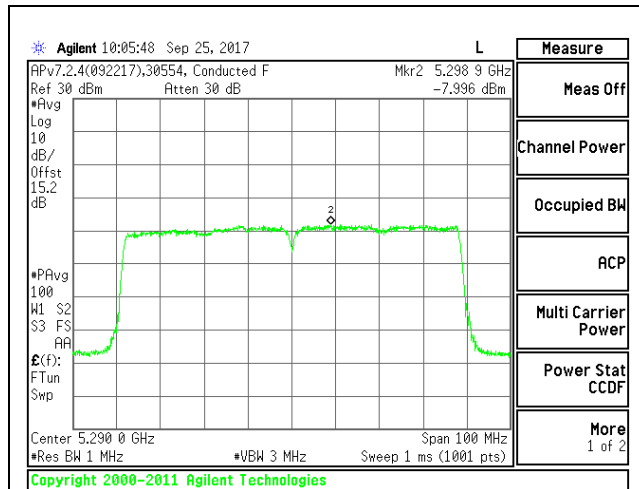
Output Power Results

Channel	Frequency (MHz)	WF4 Meas Power (dBm)	WF3 Meas Power (dBm)	WF2 Meas Power (dBm)	Total Corr'd Power (dBm)	Power Limit (dBm)	Power Margin (dB)
Mid	5290	8.90	8.92	8.87	13.67	24.00	-10.33

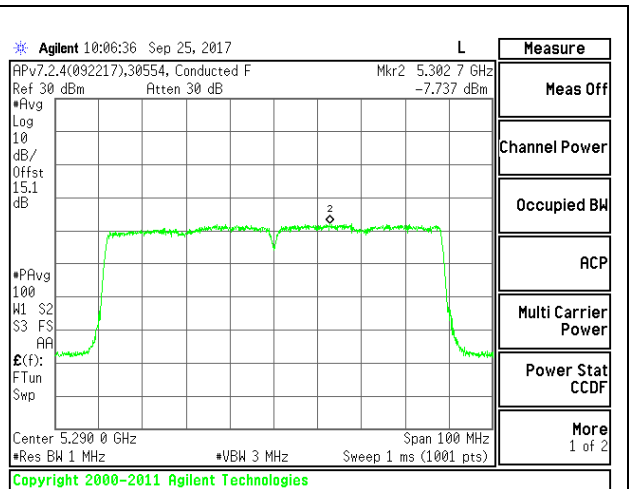
PSD Results

Channel	Frequency (MHz)	WF4 Meas PSD (dBm)	WF3 Meas PSD (dBm)	WF2 Meas PSD (dBm)	Total Corr'd PSD (dBm)	PSD Limit (dBm)	PSD Margin (dB)
Mid	5290	-8.00	-7.74	-8.09	-2.70	11.00	-13.70

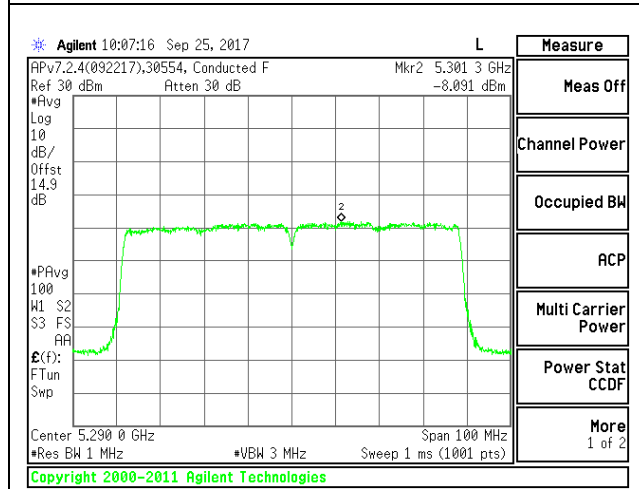
MID CHANNEL



MID CHANNEL WF4



MID CHANNEL WF3



MID CHANNEL WF2

3TX Antenna WF4 + Antenna WF3 + Antenna WF2 BF Mode

Bandwidth and Antenna Gain

Channel	Frequency (MHz)	Min 26 dB BW (MHz)	Min 99% BW (MHz)	Directional Gain for Power (dBi)	Directional Gain for PSD (dBi)
Mid	5290	82.40	75.5943	7.61	7.61

Limits

Channel	Frequency (MHz)	FCC Power Limit (dBm)	IC Power Limit (dBm)	IC EIRP Limit (dBm)	Power Limit (dBm)	FCC PSD Limit (dBm)	IC PSD Limit (dBm)	PSD Limit (dBm)
Mid	5290	22.39	24.00	30.00	22.39	9.39	11.00	9.39

Duty Cycle CF (dB)	0.31	Included in Calculations of Corr'd Power & PSD
---------------------------	------	---

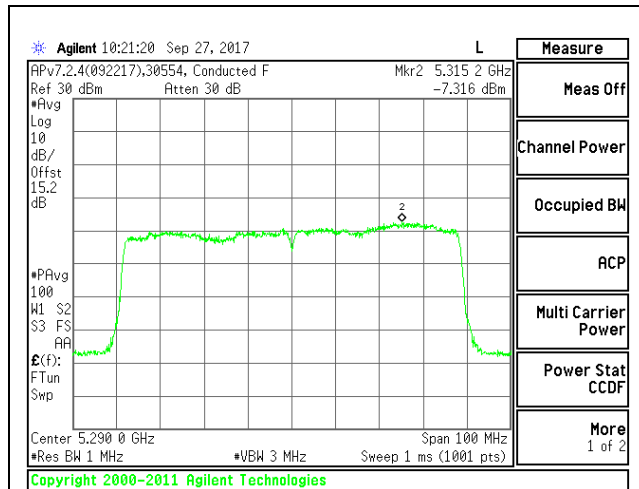
Output Power Results

Channel	Frequency (MHz)	WF4 Meas Power (dBm)	WF3 Meas Power (dBm)	WF2 Meas Power (dBm)	Total Corr'd Power (dBm)	Power Limit (dBm)	Power Margin (dB)
Mid	5290	8.42	8.36	8.39	13.16	22.39	-9.23

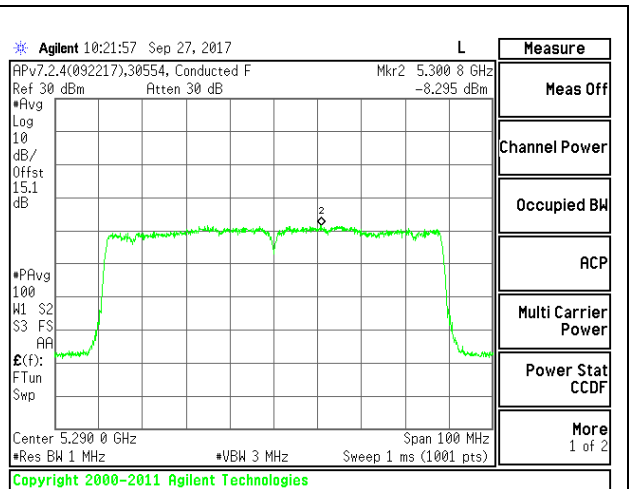
PSD Results

Channel	Frequency (MHz)	WF4 Meas PSD (dBm)	WF3 Meas PSD (dBm)	WF2 Meas PSD (dBm)	Total Corr'd PSD (dBm)	PSD Limit (dBm)	PSD Margin (dB)
Mid	5290	-7.32	-8.30	-7.48	-2.60	9.39	-11.99

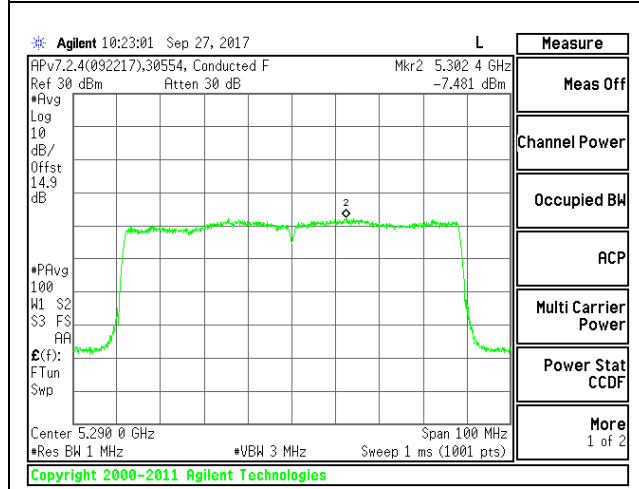
MID CHANNEL



MID CHANNEL WF4



MID CHANNEL WF3



MID CHANNEL WF2

4.5.7. 802.11n HT20 MODE IN THE 5.6 GHz BAND

1TX Antenna WF4

Bandwidth and Antenna Gain

Channel	Frequency (MHz)	Min 26 dB BW (MHz)	Min 99% BW (MHz)	Directional Gain (dBi)
Low	5500	22.35	17.63	1.80
Mid	5580	22.35	17.68	1.80
High	5700	22.15	17.60	1.80
144	5720	22.20	17.72	1.80

Limits

Channel	Frequency (MHz)	FCC Power Limit (dBm)	IC Power Limit (dBm)	IC EIRP Limit (dBm)	Power Limit (dBm)	FCC PSD Limit (dBm)	IC PSD Limit (dBm)	PSD Limit (dBm)
Low	5500	24.00	23.46	29.46	23.46	11.00	11.00	11.00
Mid	5580	24.00	23.47	29.47	23.47	11.00	11.00	11.00
High	5700	24.00	23.46	29.46	23.46	11.00	11.00	11.00
144	5720	24.00	23.48	29.48	23.48	11.00	11.00	11.00

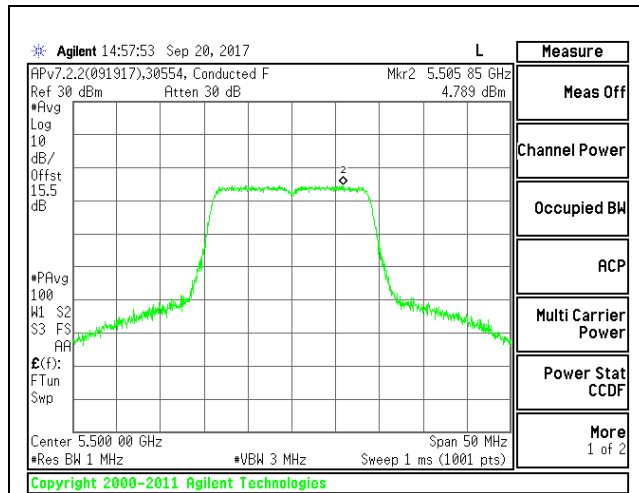
Duty Cycle CF (dB)	0.23	Included in Calculations of Corr'd Power & PSD
---------------------------	------	---

Output Power Results

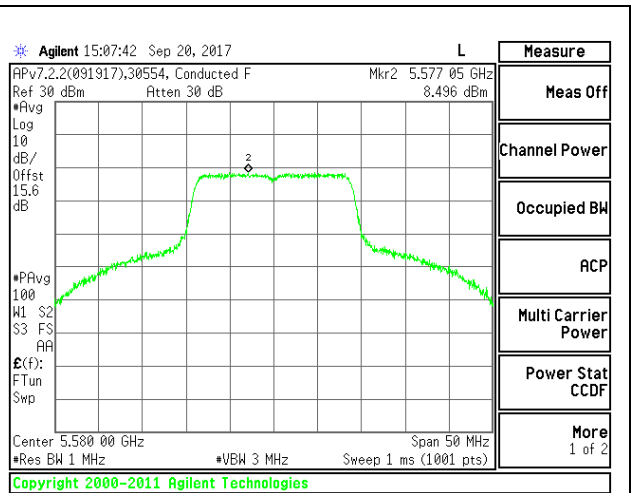
Channel	Frequency (MHz)	WF4 Meas Power (dBm)	Total Corr'd Power (dBm)	Power Limit (dBm)	Power Margin (dB)
Low	5500	15.72	15.72	23.46	-7.74
Mid	5580	19.69	19.69	23.47	-3.78
High	5700	14.33	14.33	23.46	-9.13
144	5720	18.91	19.14	23.48	-4.34

PSD Results

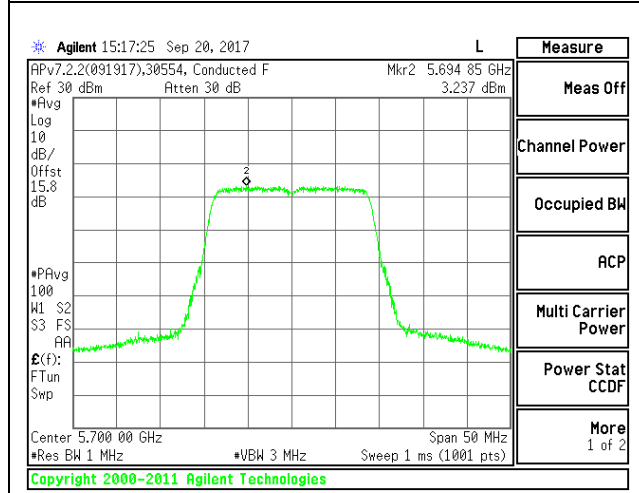
Channel	Frequency (MHz)	WF4 Meas PSD (dBm)	Total Corr'd PSD (dBm)	PSD Limit (dBm)	PSD Margin (dB)
Low	5500	4.789	5.019	11.00	-5.98
Mid	5580	8.496	8.726	11.00	-2.27
High	5700	3.237	3.467	11.00	-7.53
144	5720	8.903	9.133	11.00	-1.87



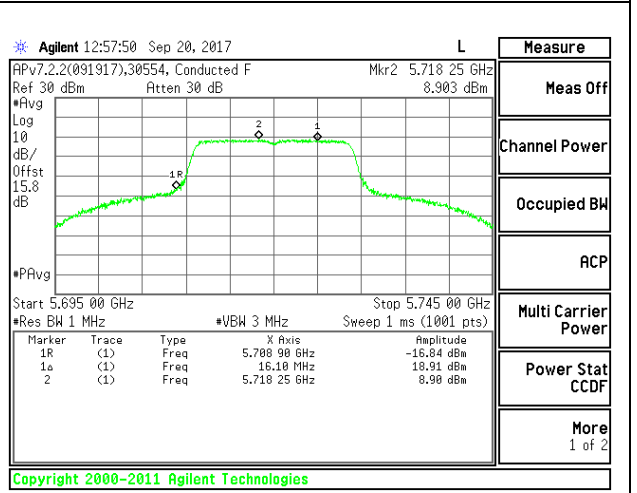
LOW CHANNEL



MID CHANNEL



HIGH CHANNEL



CHANNEL 144

1TX Antenna WF3

Bandwidth and Antenna Gain

Channel	Frequency (MHz)	Min 26 dB BW (MHz)	Min 99% BW (MHz)	Directional Gain (dBi)
Low	5500	22.05	17.62	1.30
Mid	5580	22.10	17.66	1.30
High	5700	22.00	17.74	1.30
144	5720	21.90	17.79	1.30

Limits

Channel	Frequency (MHz)	FCC Power Limit (dBm)	IC Power Limit (dBm)	IC EIRP Limit (dBm)	Power Limit (dBm)	FCC PSD Limit (dBm)	IC PSD Limit (dBm)	PSD Limit (dBm)
Low	5500	24.00	23.46	29.46	23.46	11.00	11.00	11.00
Mid	5580	24.00	23.47	29.47	23.47	11.00	11.00	11.00
High	5700	24.00	23.49	29.49	23.49	11.00	11.00	11.00
144	5720	24.00	23.50	29.50	23.50	11.00	11.00	11.00

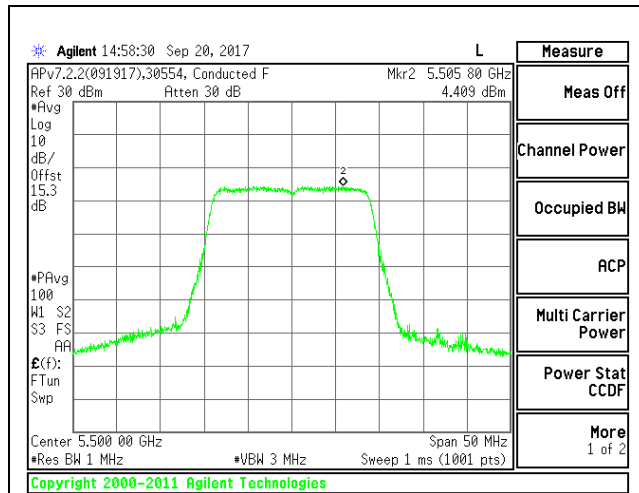
Duty Cycle CF (dB)	0.23	Included in Calculations of Corr'd Power & PSD
---------------------------	------	---

Output Power Results

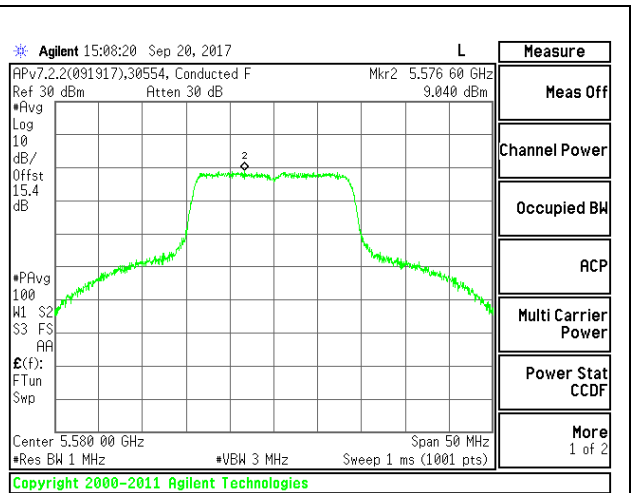
Channel	Frequency (MHz)	WF3 Meas Power (dBm)	Total Corr'd Power (dBm)	Power Limit (dBm)	Power Margin (dB)
Low	5500	15.71	15.71	23.46	-7.75
Mid	5580	19.65	19.65	23.47	-3.82
High	5700	14.41	14.41	23.49	-9.08
144	5720	18.88	19.11	23.50	-4.39

PSD Results

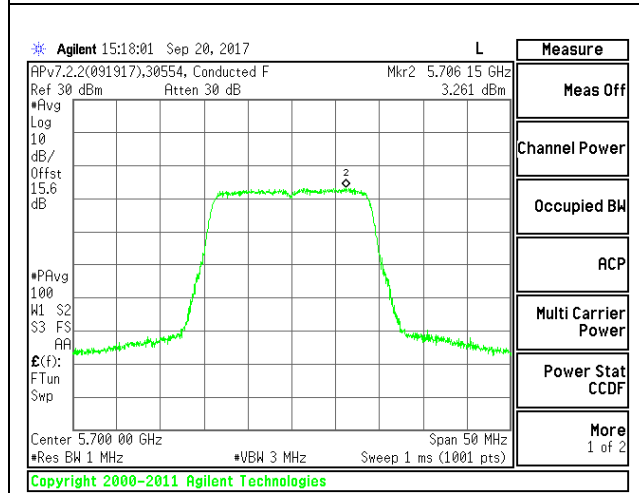
Channel	Frequency (MHz)	WF3 Meas PSD (dBm)	Total Corr'd PSD (dBm)	PSD Limit (dBm)	PSD Margin (dB)
Low	5500	4.409	4.639	11.00	-6.36
Mid	5580	9.040	9.270	11.00	-1.73
High	5700	3.261	3.491	11.00	-7.51
144	5720	8.729	8.959	11.00	-2.04



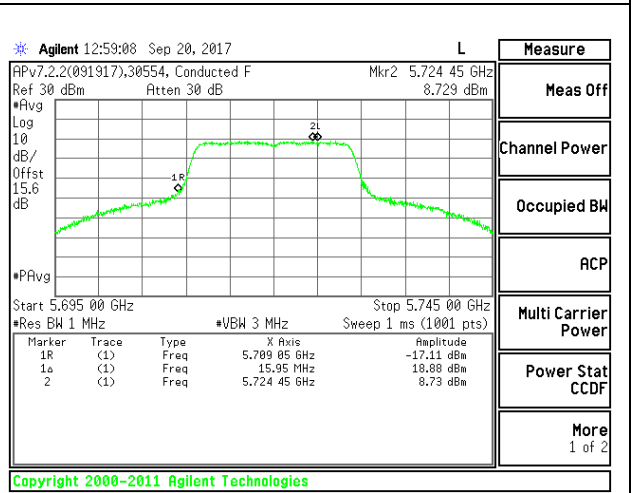
LOW CHANNEL



MID CHANNEL



HIGH CHANNEL



CHANNEL 144

1TX Antenna WF2

Bandwidth and Antenna Gain

Channel	Frequency (MHz)	Min 26 dB BW (MHz)	Min 99% BW (MHz)	Directional Gain (dBi)
Low	5500	22.15	17.74	3.90
Mid	5580	22.15	17.61	3.90
High	5700	22.00	17.64	3.90
144	5720	22.10	17.76	3.90

Limits

Channel	Frequency (MHz)	FCC Power Limit (dBm)	IC Power Limit (dBm)	IC EIRP Limit (dBm)	Power Limit (dBm)	FCC PSD Limit (dBm)	IC PSD Limit (dBm)	PSD Limit (dBm)
Low	5500	24.00	23.49	29.49	23.49	11.00	11.00	11.00
Mid	5580	24.00	23.46	29.46	23.46	11.00	11.00	11.00
High	5700	24.00	23.46	29.46	23.46	11.00	11.00	11.00
144	5720	24.00	23.49	29.49	23.49	11.00	11.00	11.00

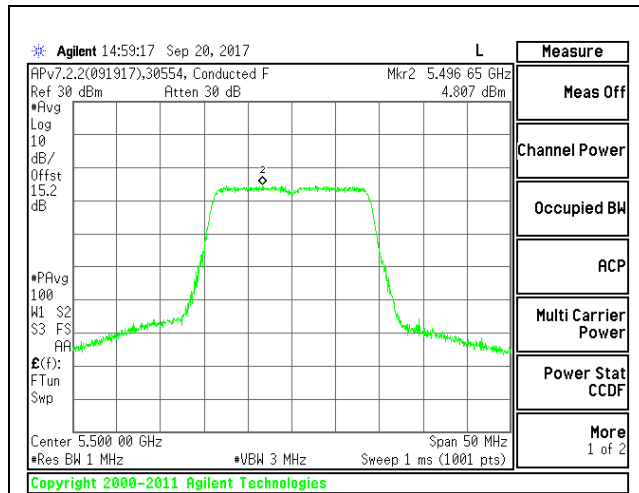
Duty Cycle CF (dB)	0.23	Included in Calculations of Corr'd Power & PSD
---------------------------	------	---

Output Power Results

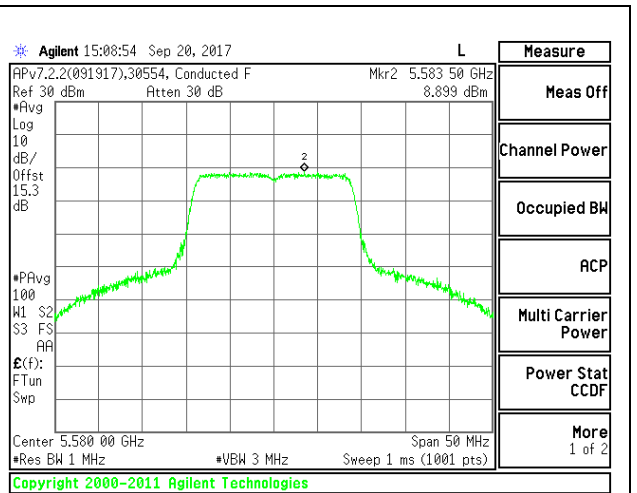
Channel	Frequency (MHz)	WF2 Meas Power (dBm)	Total Corr'd Power (dBm)	Power Limit (dBm)	Power Margin (dB)
Low	5500	15.74	15.74	23.49	-7.75
Mid	5580	19.73	19.73	23.46	-3.73
High	5700	14.39	14.39	23.46	-9.07
144	5720	18.81	19.04	23.49	-4.45

PSD Results

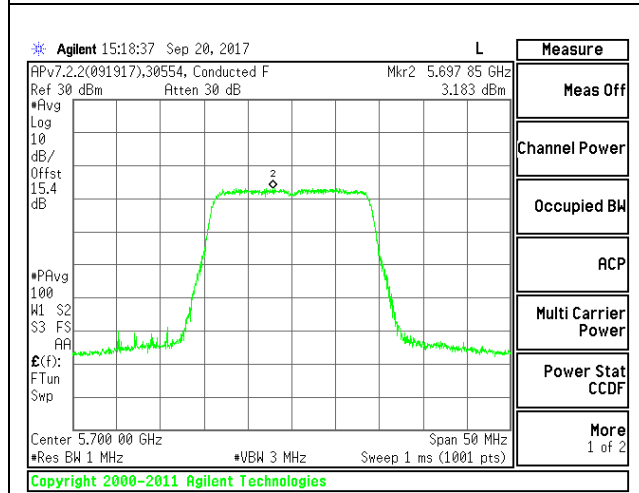
Channel	Frequency (MHz)	WF2 Meas PSD (dBm)	Total Corr'd PSD (dBm)	PSD Limit (dBm)	PSD Margin (dB)
Low	5500	4.807	5.037	11.00	-5.96
Mid	5580	8.899	9.129	11.00	-1.87
High	5700	3.183	3.413	11.00	-7.59
144	5720	8.692	8.922	11.00	-2.08



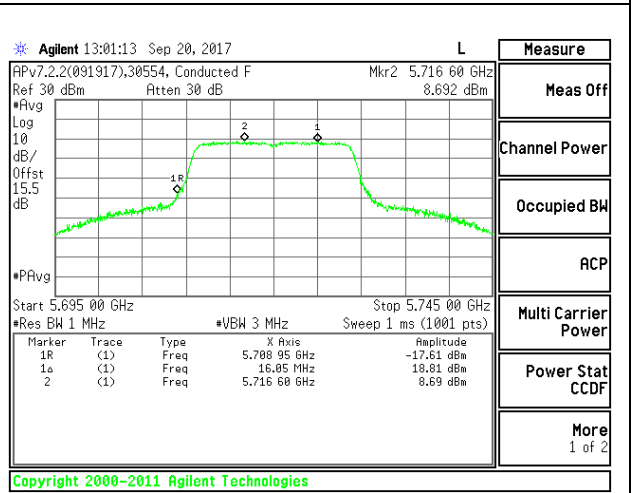
LOW CHANNEL



MID CHANNEL



HIGH CHANNEL



CHANNEL 144

2TX Antenna WF4 + Antenna WF3 CDD Mode

Bandwidth and Antenna Gain

Channel	Frequency (MHz)	Min 26 dB BW (MHz)	Min 99% BW (MHz)	Directional Gain for Power (dBi)	Directional Gain for PSD (dBi)
Low	5500	22.05	17.71	1.56	4.56
Mid	5580	21.95	17.66	1.56	4.56
High	5700	22.05	17.71	1.56	4.56
144	5720	22.00	17.65	1.56	4.56

Limits

Channel	Frequency (MHz)	FCC Power Limit (dBm)	IC Power Limit (dBm)	IC EIRP Limit (dBm)	Power Limit (dBm)	FCC PSD Limit (dBm)	IC PSD Limit (dBm)	PSD Limit (dBm)
Low	5500	24.00	23.48	29.48	23.48	11.00	11.00	11.00
Mid	5580	24.00	23.47	29.47	23.47	11.00	11.00	11.00
High	5700	24.00	23.48	29.48	23.48	11.00	11.00	11.00
144	5720	24.00	23.47	29.47	23.47	11.00	11.00	11.00

Duty Cycle CF (dB)	0.23	Included in Calculations of Corr'd Power & PSD
---------------------------	------	---

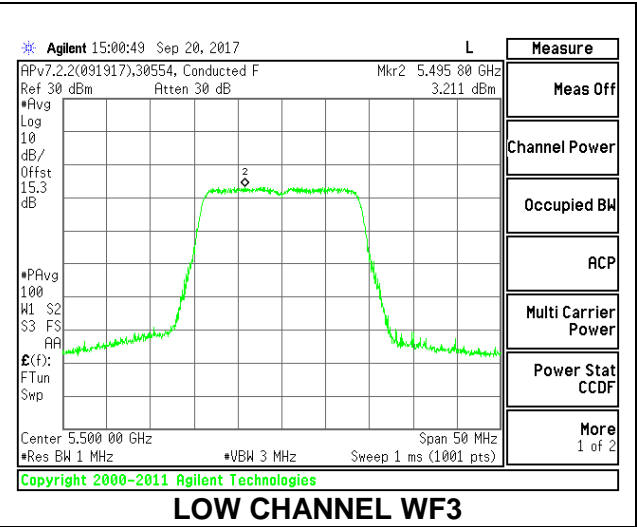
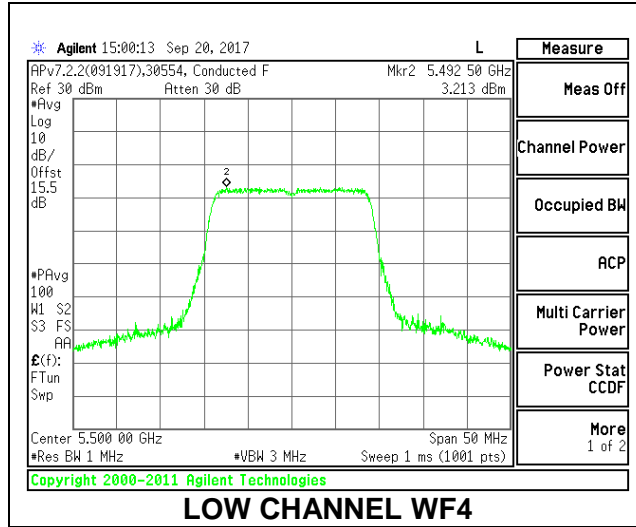
Output Power Results

Channel	Frequency (MHz)	WF4 Meas Power (dBm)	WF3 Meas Power (dBm)	Total Corr'd Power (dBm)	Power Limit (dBm)	Power Margi (dB)
Low	5500	14.12	14.20	17.17	23.48	-6.31
Mid	5580	16.66	16.74	19.71	23.47	-3.76
High	5700	13.19	13.22	16.22	23.48	-7.27
144	5720	15.75	15.92	19.08	23.47	-4.39

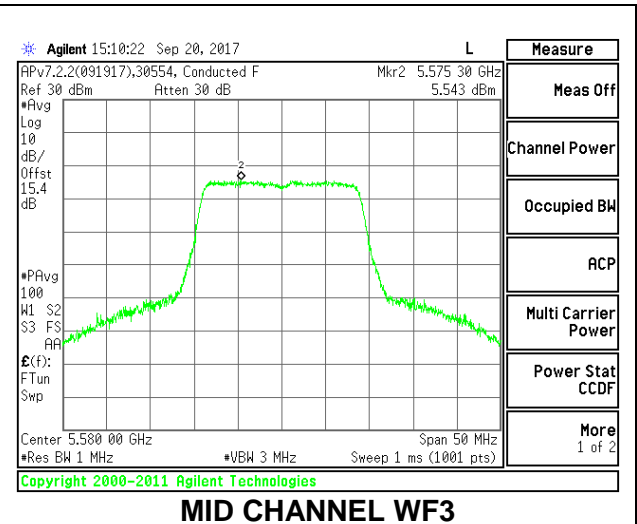
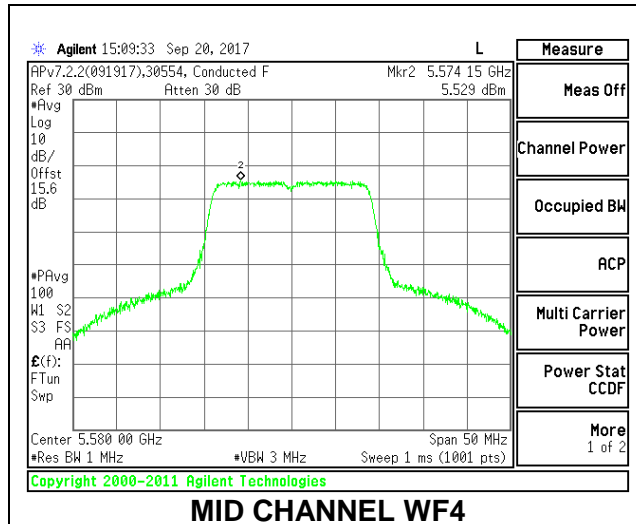
PSD Results

Channel	Frequency (MHz)	WF4 Meas PSD (dBm)	WF3 Meas PSD (dBm)	Total Corr'd PSD (dBm)	PSD Limit (dBm)	PSD Margi (dB)
Low	5500	3.213	3.211	6.452	11.00	-4.55
Mid	5580	5.529	5.543	8.776	11.00	-2.22
High	5700	2.315	2.347	5.571	11.00	-5.43
144	5720	5.552	6.012	9.028	11.00	-1.97

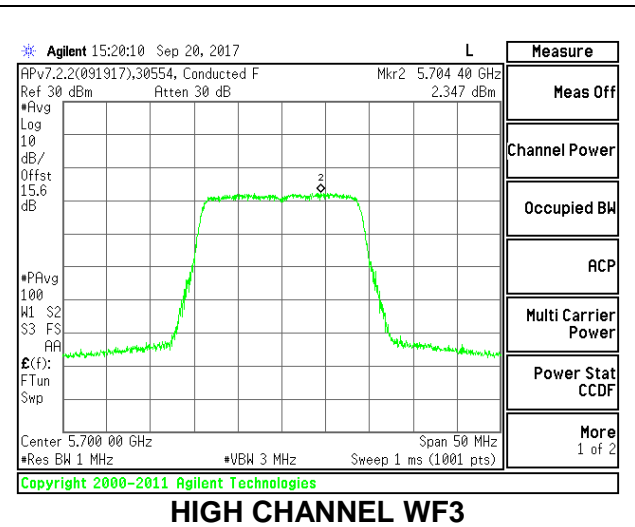
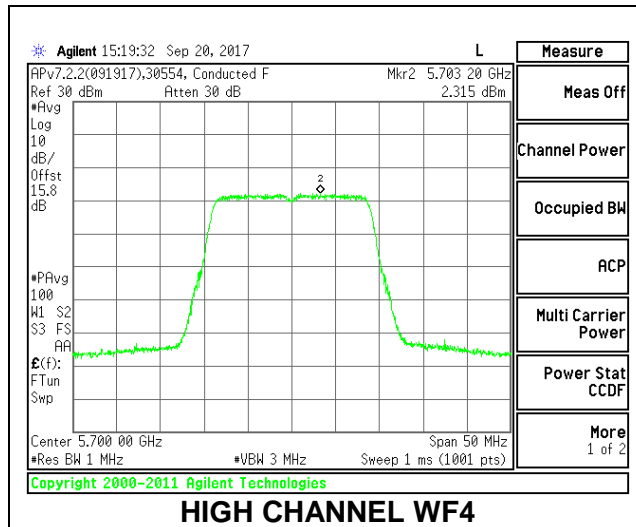
LOW CHANNEL



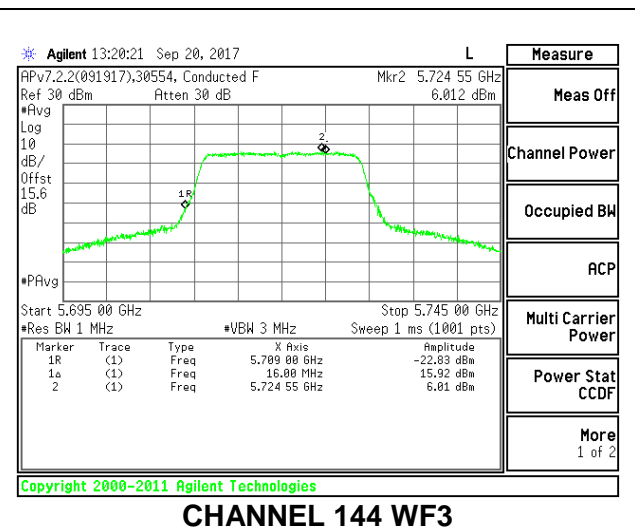
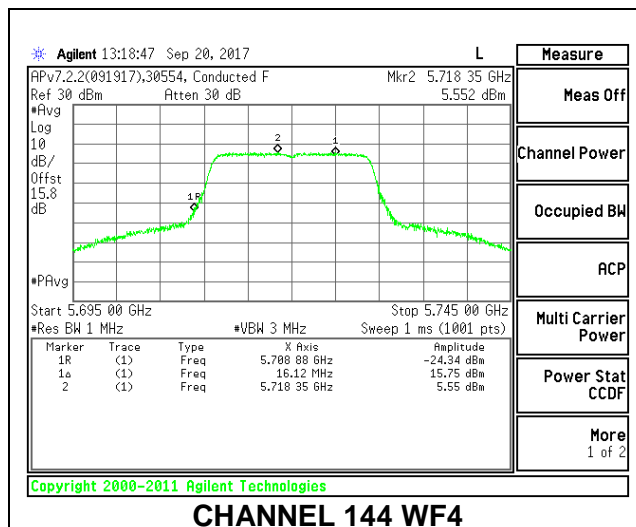
MID CHANNEL



HIGH CHANNEL



CHANNEL 144



2TX Antenna WF4 + Antenna WF3 SDM Mode

Bandwidth and Antenna Gain

Channel	Frequency (MHz)	Min 26 dB BW (MHz)	Min 99% BW (MHz)	Directional Gain for Power (dBi)	Directional Gain for PSD (dBi)
Low	5500	21.95	17.77	1.56	1.56
Mid	5580	22.05	17.80	1.56	1.56
High	5700	21.80	17.76	1.56	1.56
144	5720	21.70	17.76	1.56	1.56

Limits

Channel	Frequency (MHz)	FCC Power Limit (dBm)	IC Power Limit (dBm)	IC EIRP Limit (dBm)	Power Limit (dBm)	FCC PSD Limit (dBm)	IC PSD Limit (dBm)	PSD Limit (dBm)
Low	5500	24.00	23.50	29.50	23.50	11.00	11.00	11.00
Mid	5580	24.00	23.50	29.50	23.50	11.00	11.00	11.00
High	5700	24.00	23.49	29.49	23.49	11.00	11.00	11.00
144	5720	24.00	23.49	29.49	23.49	11.00	11.00	11.00

Duty Cycle CF (dB)	0.23	Included in Calculations of Corr'd Power & PSD
---------------------------	------	---

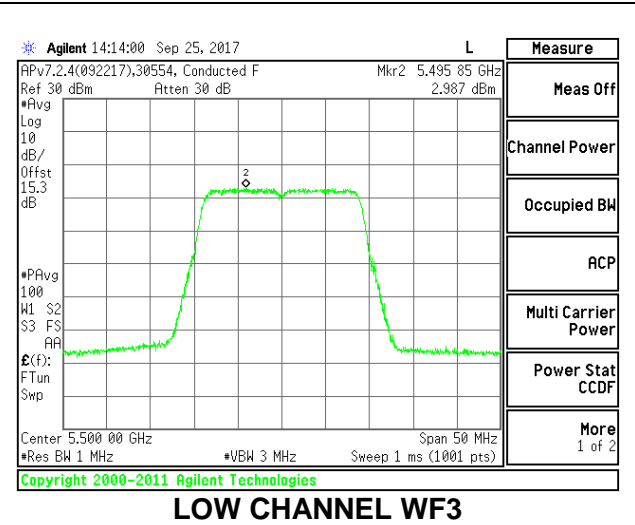
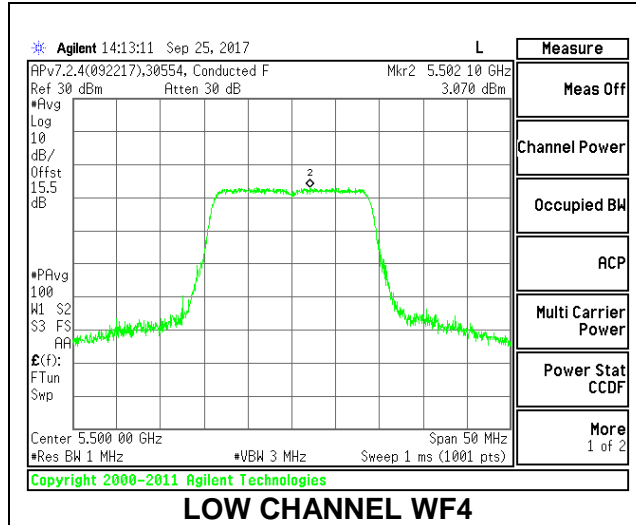
Output Power Results

Channel	Frequency (MHz)	WF4 Meas Power (dBm)	WF3 Meas Power (dBm)	Total Corr'd Power (dBm)	Power Limit (dBm)	Power Margi (dB)
Low	5500	14.18	14.24	17.22	23.50	-6.28
Mid	5580	16.71	16.75	19.74	23.50	-3.76
High	5700	13.69	13.70	16.71	23.49	-6.79
144	5720	15.78	15.61	18.94	23.49	-4.56

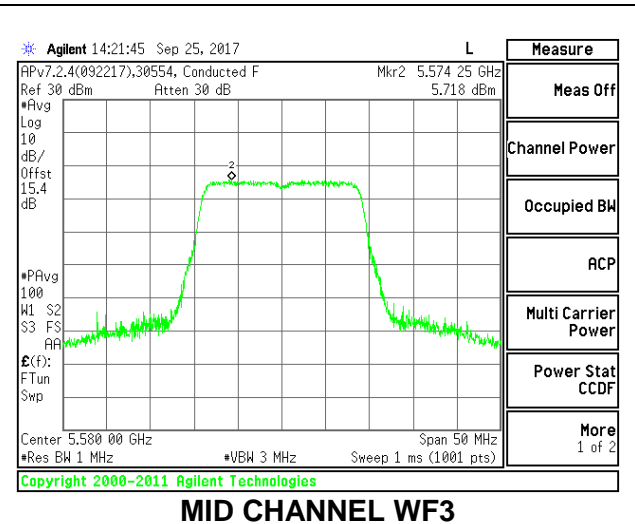
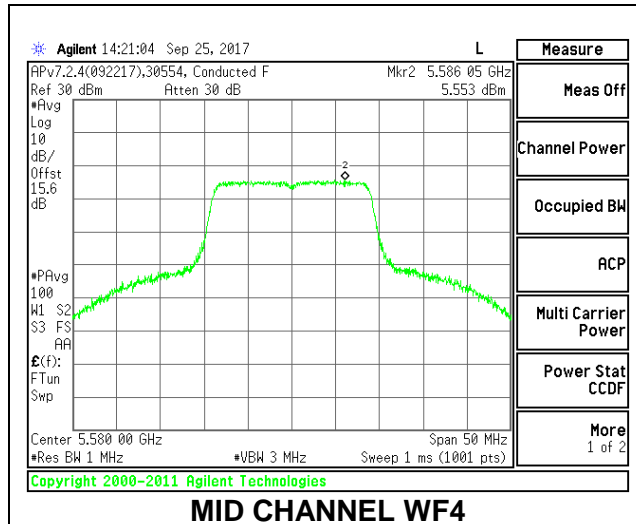
PSD Results

Channel	Frequency (MHz)	WF4 Meas PSD (dBm)	WF3 Meas PSD (dBm)	Total Corr'd PSD (dBm)	PSD Limit (dBm)	PSD Margi (dB)
Low	5500	3.070	2.987	6.269	11.00	-4.73
Mid	5580	5.553	5.718	8.877	11.00	-2.12
High	5700	3.066	2.724	6.139	11.00	-4.86
144	5720	5.530	5.624	8.818	11.00	-2.18

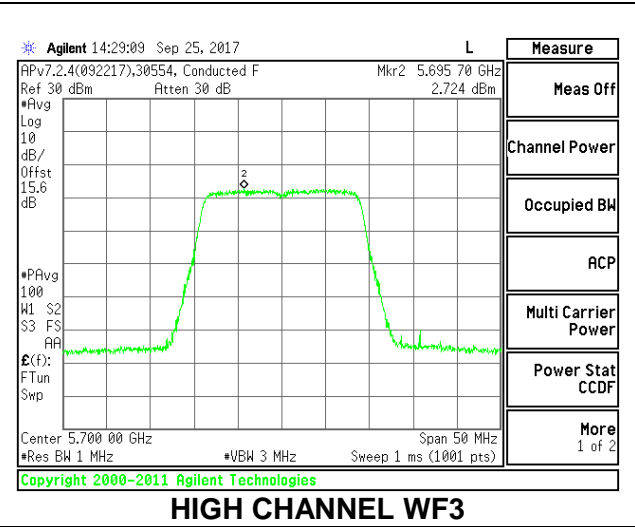
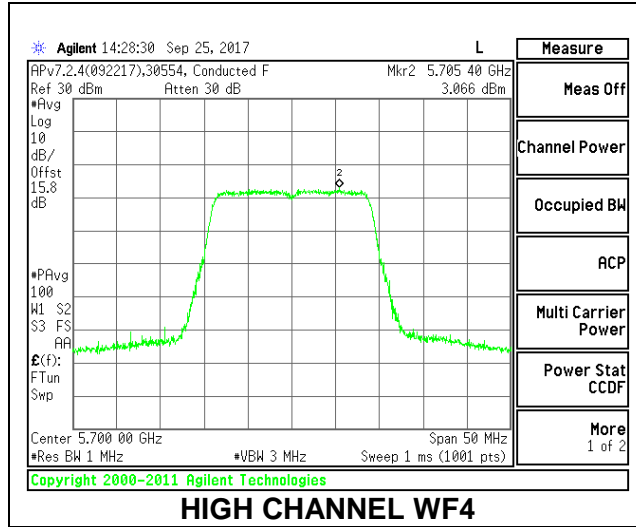
LOW CHANNEL



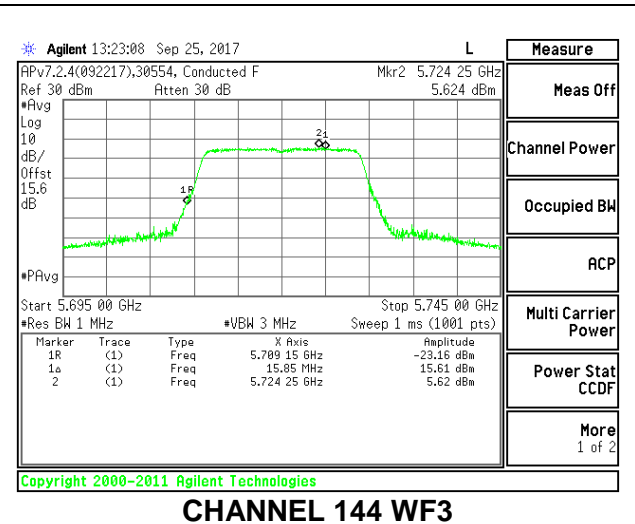
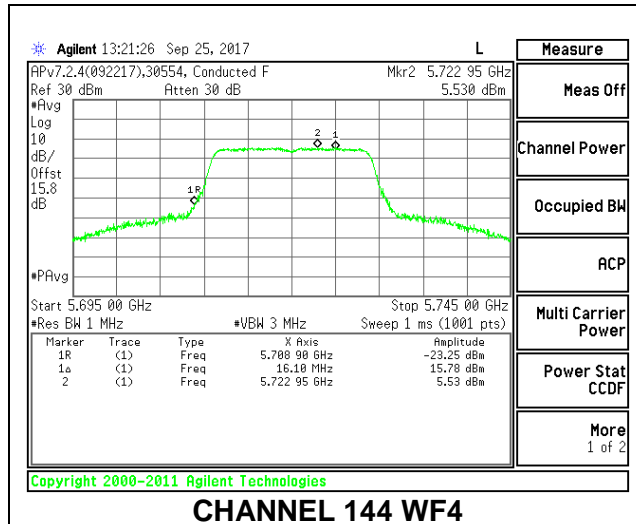
MID CHANNEL



HIGH CHANNEL



CHANNEL 144



2TX Antenna WF4 + Antenna WF3 BF Mode

Bandwidth and Antenna Gain

Channel	Frequency (MHz)	Min 26 dB BW (MHz)	Min 99% BW (MHz)	Directional Gain for Power (dBi)	Directional Gain for PSD (dBi)
Low	5500	21.65	17.11	4.56	4.56
Mid	5580	21.90	17.78	4.56	4.56
High	5700	21.90	17.78	4.56	4.56
144	5720	21.95	17.55	4.56	4.56

Limits

Channel	Frequency (MHz)	FCC Power Limit (dBm)	IC Power Limit (dBm)	IC EIRP Limit (dBm)	Power Limit (dBm)	FCC PSD Limit (dBm)	IC PSD Limit (dBm)	PSD Limit (dBm)
Low	5500	24.00	23.33	29.33	23.33	11.00	11.00	11.00
Mid	5580	24.00	23.50	29.50	23.50	11.00	11.00	11.00
High	5700	24.00	23.50	29.50	23.50	11.00	11.00	11.00
144	5720	24.00	23.44	29.44	23.44	11.00	11.00	11.00

Duty Cycle CF (dB)	0.12	Included in Calculations of Corr'd Power & PSD
---------------------------	------	---

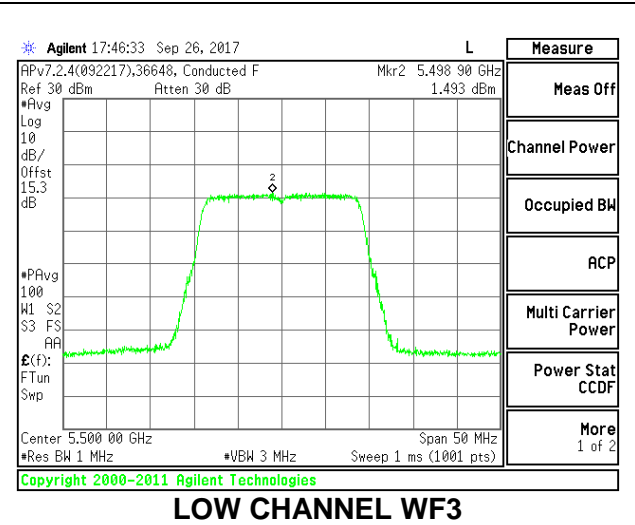
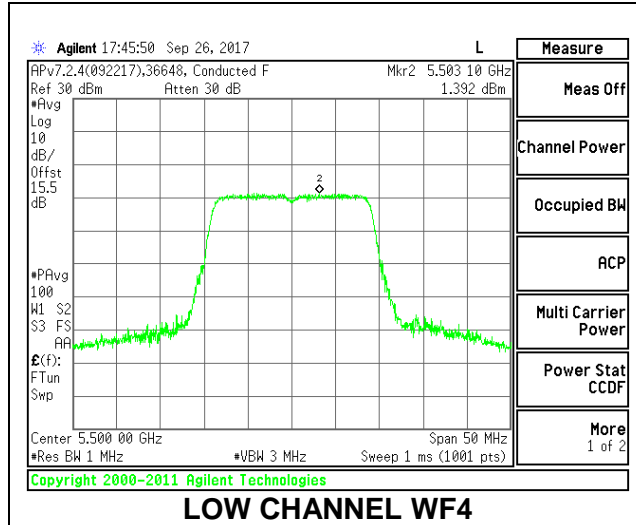
Output Power Results

Channel	Frequency (MHz)	WF4 Meas Power (dBm)	WF3 Meas Power (dBm)	Total Corr'd Power (dBm)	Power Limit (dBm)	Power Margi (dB)
Low	5500	13.73	13.69	16.72	23.33	-6.61
Mid	5580	16.70	16.69	19.71	23.50	-3.79
High	5700	12.21	12.18	15.21	23.50	-8.29
144	5720	15.94	15.73	18.97	23.44	-4.48

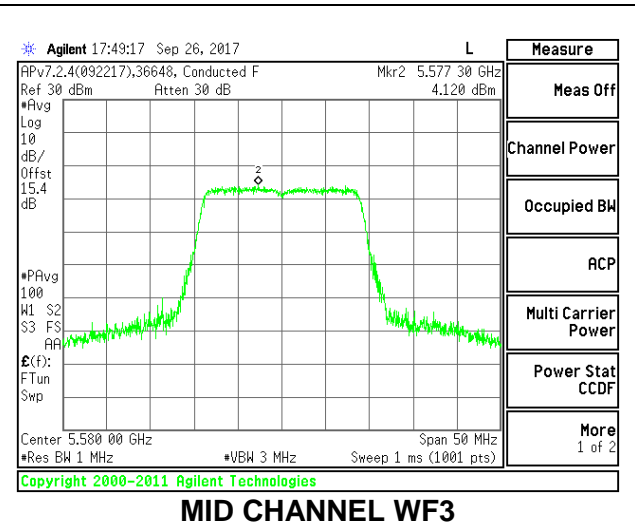
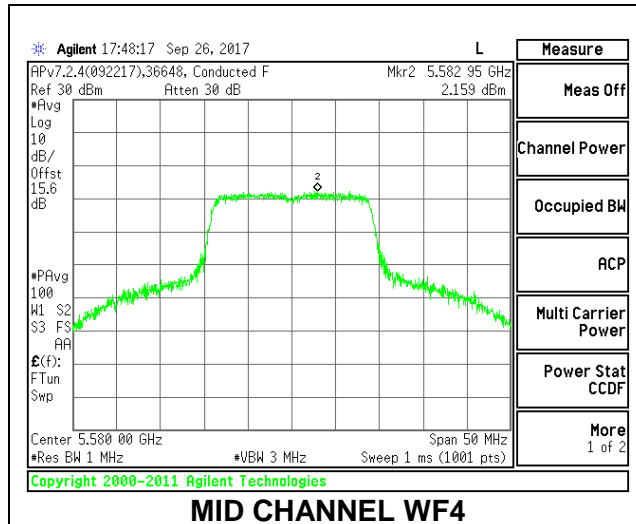
PSD Results

Channel	Frequency (MHz)	WF4 Meas PSD (dBm)	WF3 Meas PSD (dBm)	Total Corr'd PSD (dBm)	PSD Limit (dBm)	PSD Margi (dB)
Low	5500	1.392	1.493	4.573	11.00	-6.43
Mid	5580	2.159	4.120	6.380	11.00	-4.62
High	5700	0.944	1.138	4.172	11.00	-6.83
144	5720	5.822	5.812	8.947	11.00	-2.05

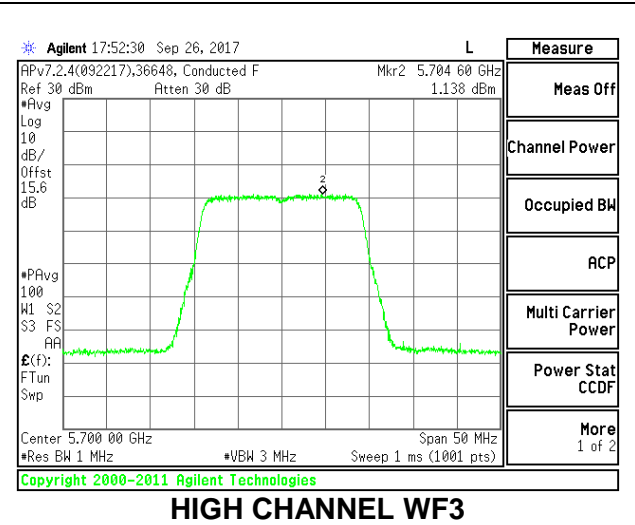
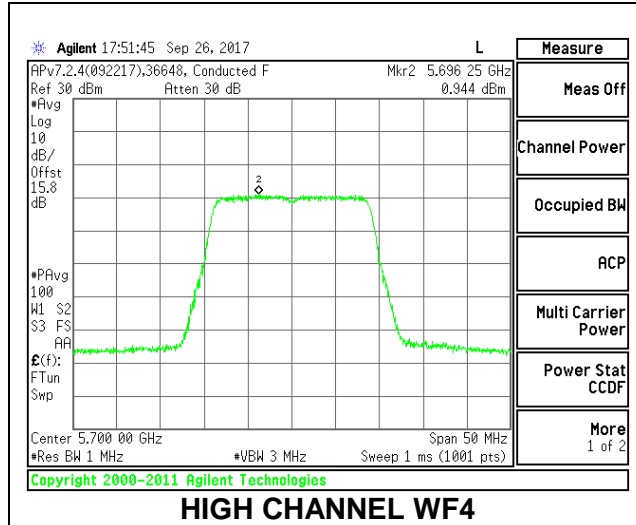
LOW CHANNEL



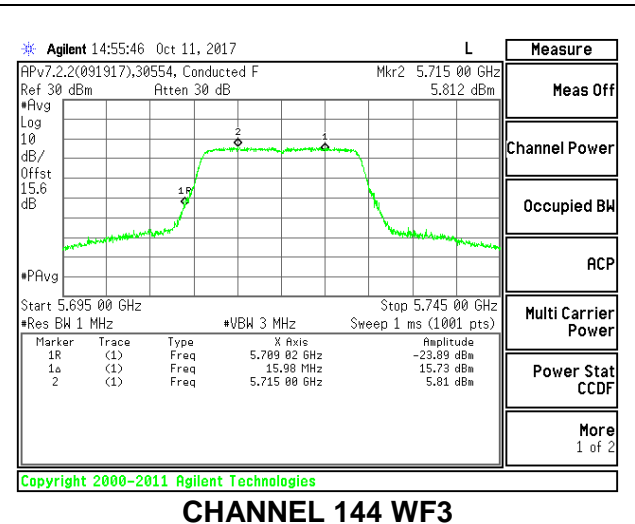
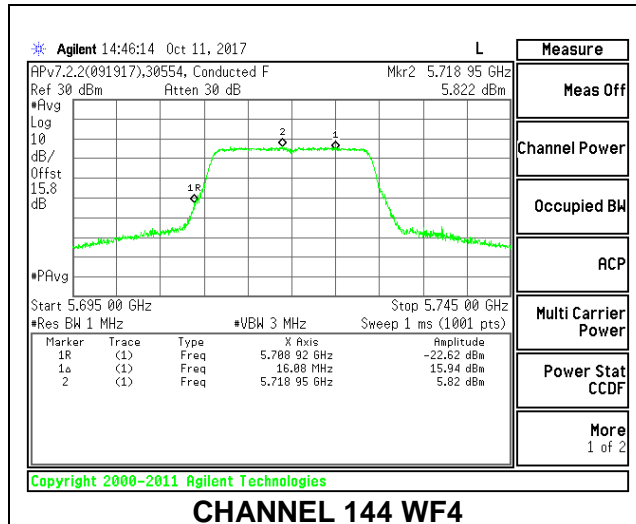
MID CHANNEL



HIGH CHANNEL



CHANNEL 144



2TX Antenna WF4 + Antenna WF2 CDD Mode

Bandwidth and Antenna Gain

Channel	Frequency (MHz)	Min 26 dB BW (MHz)	Min 99% BW (MHz)	Directional Gain for Power (dBi)	Directional Gain for PSD (dBi)
Low	5500	22.25	17.76	3.16	6.09
Mid	5580	22.15	17.75	3.16	6.09
High	5700	22.15	17.61	3.16	6.09
144	5720	22.10	17.73	3.16	6.09

Limits

Channel	Frequency (MHz)	FCC Power Limit (dBm)	IC Power Limit (dBm)	IC EIRP Limit (dBm)	Power Limit (dBm)	FCC PSD Limit (dBm)	IC PSD Limit (dBm)	PSD Limit (dBm)
Low	5500	24.00	23.50	29.50	23.50	10.91	11.00	10.91
Mid	5580	24.00	23.49	29.49	23.49	10.91	11.00	10.91
High	5700	24.00	23.46	29.46	23.46	10.91	11.00	10.91
144	5720	24.00	23.49	29.49	23.49	10.91	11.00	10.91

Duty Cycle CF (dB)	0.23	Included in Calculations of Corr'd Power & PSD
---------------------------	------	---

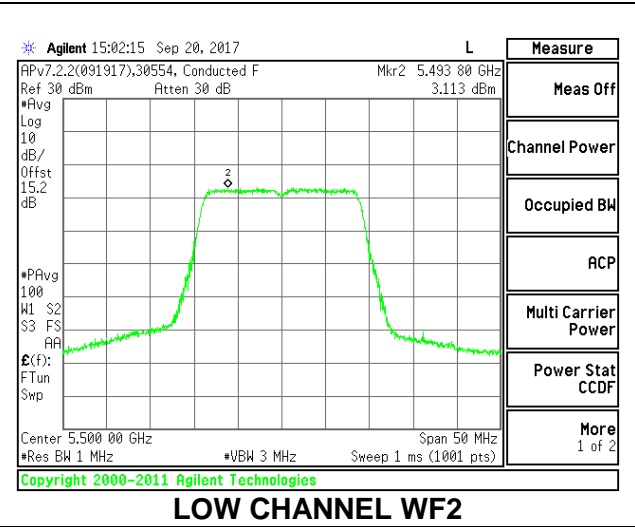
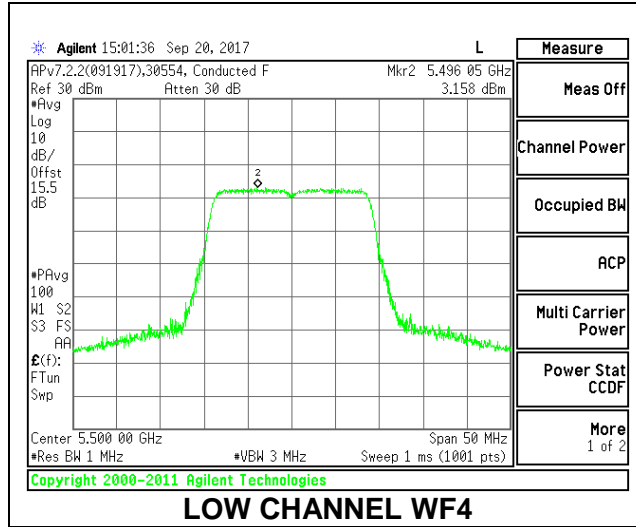
Output Power Results

Channel	Frequency (MHz)	WF4 Meas Power (dBm)	WF2 Meas Power (dBm)	Total Corr'd Power (dBm)	Power Limit (dBm)	Power Margin (dB)
Low	5500	14.24	14.17	17.22	23.50	-6.28
Mid	5580	16.73	16.69	19.72	23.49	-3.77
High	5700	12.23	13.10	15.70	23.46	-7.76
144	5720	16.07	15.86	19.21	23.49	-4.28

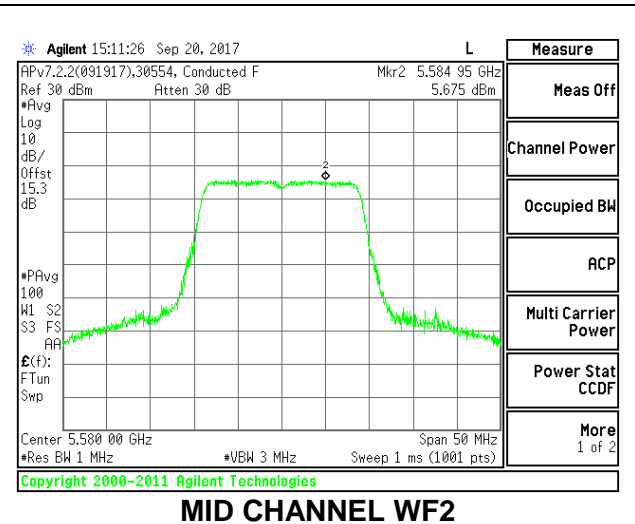
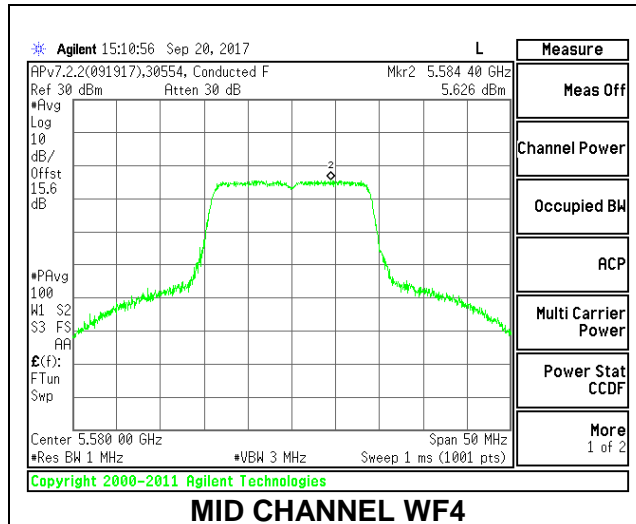
PSD Results

Channel	Frequency (MHz)	WF4 Meas PSD (dBm)	WF2 Meas PSD (dBm)	Total Corr'd PSD (dBm)	PSD Limit (dBm)	PSD Margin (dB)
Low	5500	3.159	3.113	6.376	10.91	-4.53
Mid	5580	5.626	5.675	8.891	10.91	-2.02
High	5700	2.467	2.078	5.517	10.91	-5.39
144	5720	5.901	5.813	9.098	10.91	-1.81

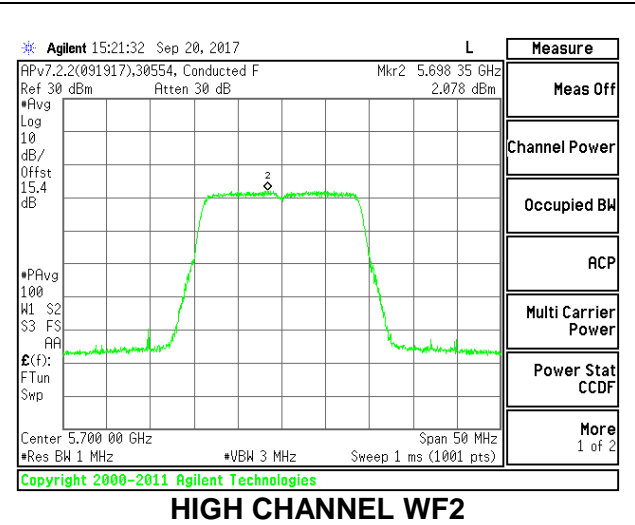
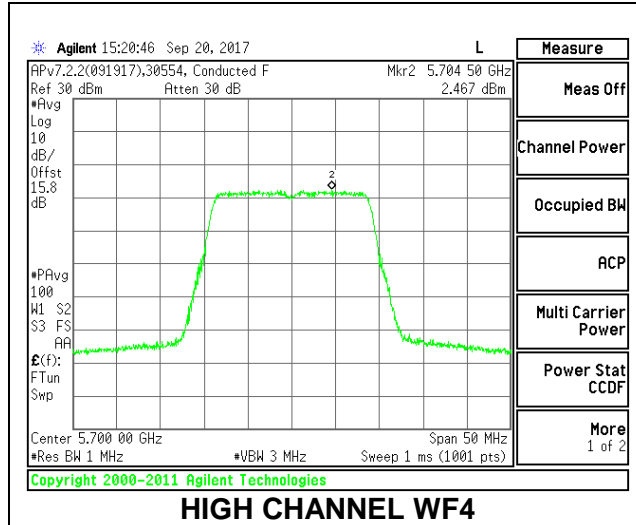
LOW CHANNEL



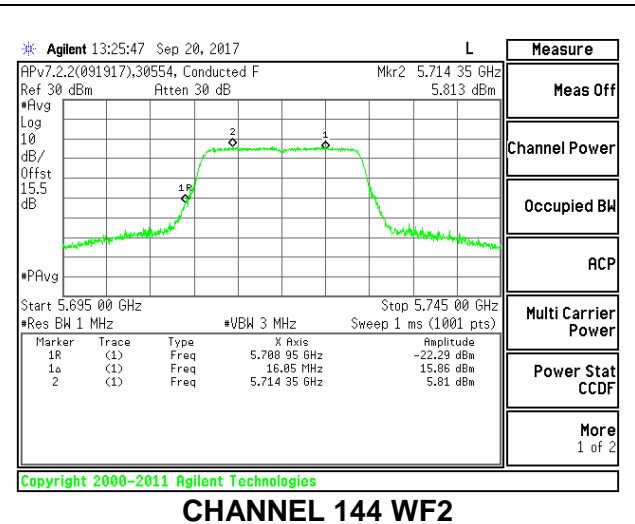
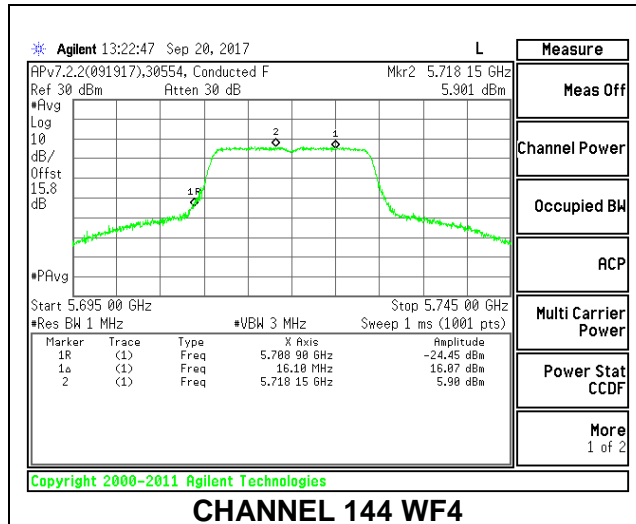
MID CHANNEL



HIGH CHANNEL



CHANNEL 144



2TX Antenna WF4 + Antenna WF2 SDM Mode

Bandwidth and Antenna Gain

Channel	Frequency (MHz)	Min 26 dB BW (MHz)	Min 99% BW (MHz)	Directional Gain for Power (dBi)	Directional Gain for PSD (dBi)
Low	5500	21.95	17.76	3.16	3.16
Mid	5580	21.95	17.77	3.16	3.16
High	5700	21.90	17.72	3.16	3.16
144	5720	21.85	17.73	3.16	3.16

Limits

Channel	Frequency (MHz)	FCC Power Limit (dBm)	IC Power Limit (dBm)	IC EIRP Limit (dBm)	Power Limit (dBm)	FCC PSD Limit (dBm)	IC PSD Limit (dBm)	PSD Limit (dBm)
Low	5500	24.00	23.50	29.50	23.50	11.00	11.00	11.00
Mid	5580	24.00	23.50	29.50	23.50	11.00	11.00	11.00
High	5700	24.00	23.49	29.49	23.49	11.00	11.00	11.00
144	5720	24.00	23.49	29.49	23.49	11.00	11.00	11.00

Duty Cycle CF (dB)	0.23	Included in Calculations of Corr'd Power & PSD
---------------------------	------	---

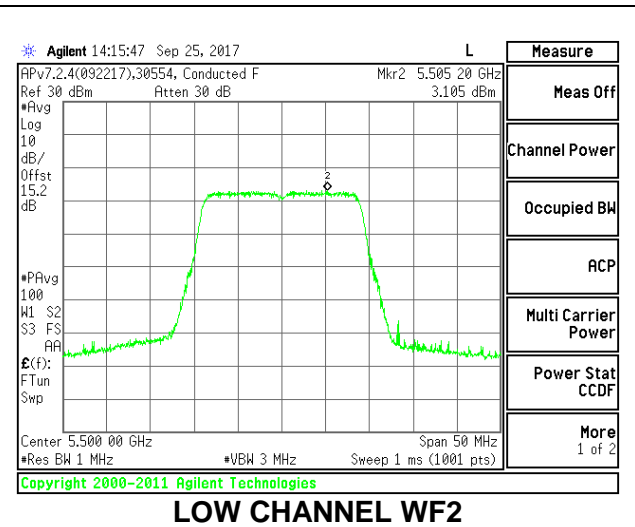
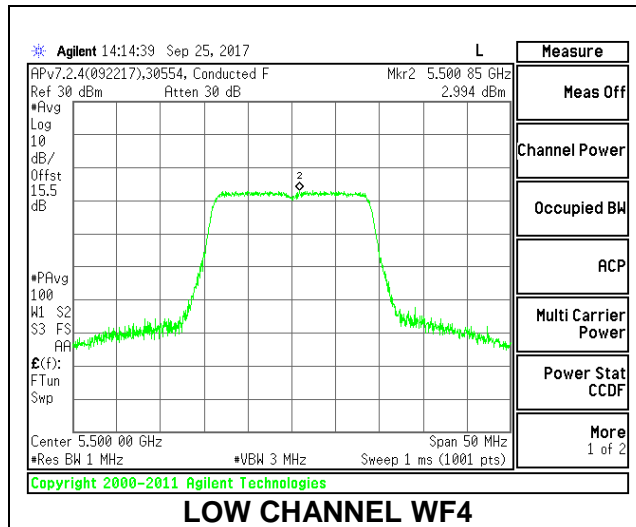
Output Power Results

Channel	Frequency (MHz)	WF4 Meas Power (dBm)	WF2 Meas Power (dBm)	Total Corr'd Power (dBm)	Power Limit (dBm)	Power Margi (dB)
Low	5500	14.17	14.25	17.22	23.50	-6.28
Mid	5580	16.63	16.72	19.69	23.50	-3.81
High	5700	13.66	13.73	16.71	23.49	-6.78
144	5720	15.72	15.75	18.98	23.49	-4.51

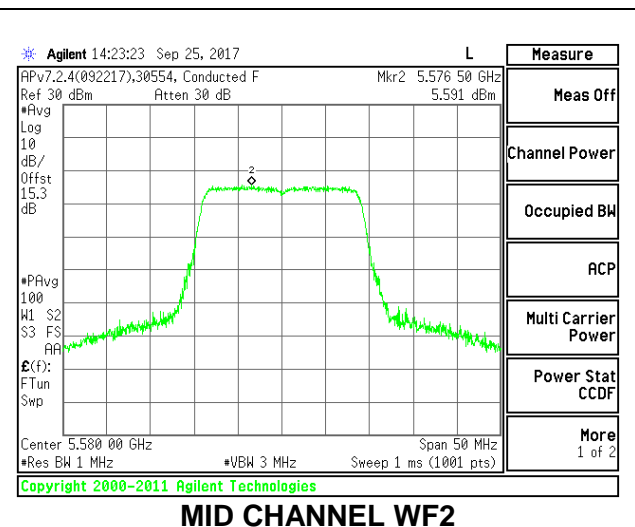
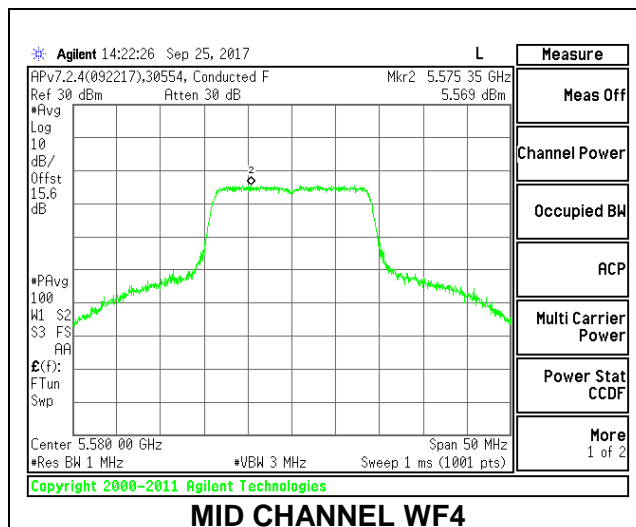
PSD Results

Channel	Frequency (MHz)	WF4 Meas PSD (dBm)	WF2 Meas PSD (dBm)	Total Corr'd PSD (dBm)	PSD Limit (dBm)	PSD Margi (dB)
Low	5500	2.994	3.105	6.290	11.00	-4.71
Mid	5580	5.569	5.591	8.820	11.00	-2.18
High	5700	2.391	3.116	6.009	11.00	-4.99
144	5720	5.597	5.720	8.899	11.00	-2.10

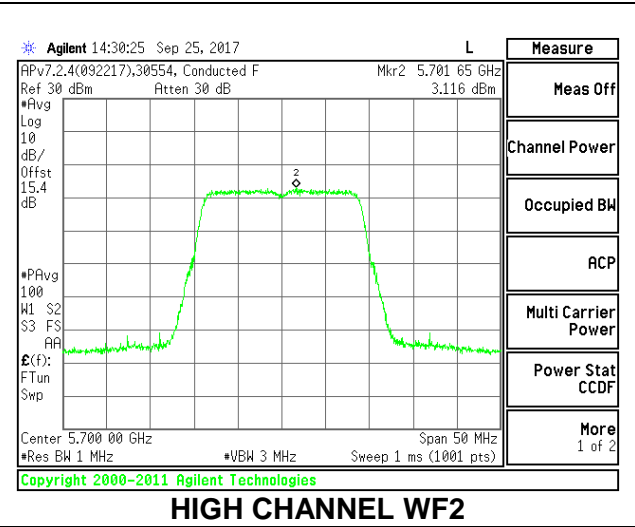
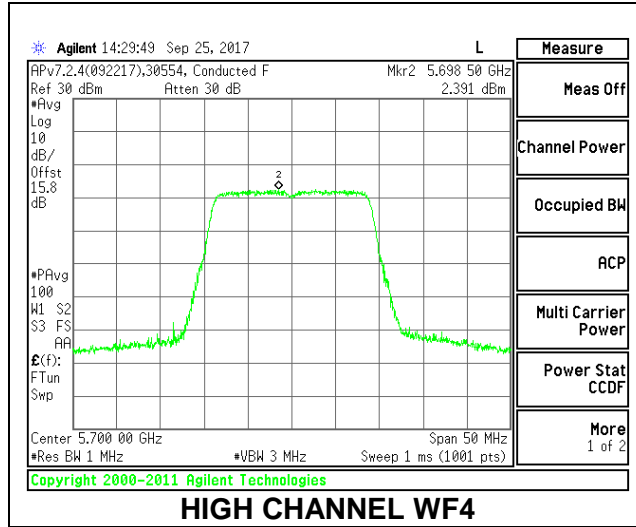
LOW CHANNEL



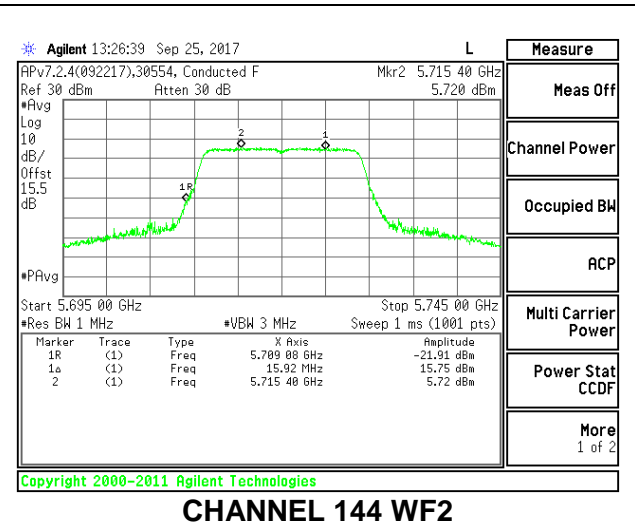
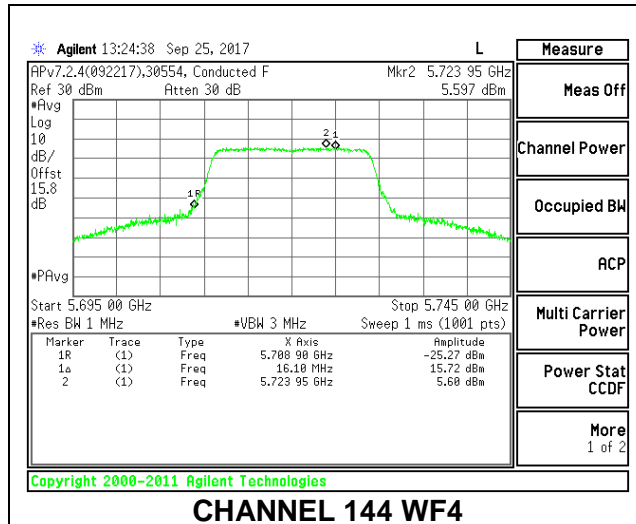
MID CHANNEL



HIGH CHANNEL



CHANNEL 144



2TX Antenna WF4 + Antenna WF2 BF Mode

Bandwidth and Antenna Gain

Channel	Frequency (MHz)	Min 26 dB BW (MHz)	Min 99% BW (MHz)	Directional Gain for Power (dBi)	Directional Gain for PSD (dBi)
Low	5500	21.85	17.52	6.09	6.09
Mid	5580	21.85	17.42	6.09	6.09
High	5700	21.60	17.71	6.09	6.09
144	5720	21.75	17.47	6.09	6.09

Limits

Channel	Frequency (MHz)	FCC Power Limit (dBm)	IC Power Limit (dBm)	IC EIRP Limit (dBm)	Power Limit (dBm)	FCC PSD Limit (dBm)	IC PSD Limit (dBm)	PSD Limit (dBm)
Low	5500	23.91	23.44	29.44	23.35	10.91	11.00	10.91
Mid	5580	23.91	23.41	29.41	23.32	10.91	11.00	10.91
High	5700	23.91	23.48	29.48	23.39	10.91	11.00	10.91
144	5720	23.91	23.42	29.42	23.33	10.91	11.00	10.91

Duty Cycle CF (dB)	0.12	Included in Calculations of Corr'd Power & PSD
---------------------------	------	---

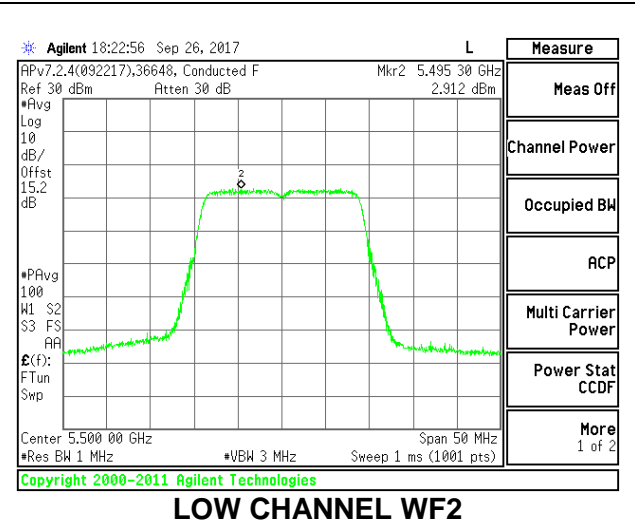
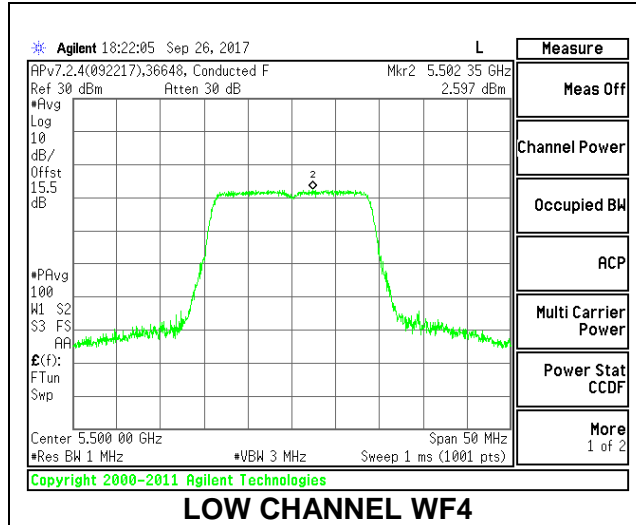
Output Power Results

Channel	Frequency (MHz)	WF4 Meas Power (dBm)	WF2 Meas Power (dBm)	Total Corr'd Power (dBm)	Power Limit (dBm)	Power Margi (dB)
Low	5500	13.71	13.67	16.70	23.35	-6.65
Mid	5580	16.75	16.60	19.69	23.32	-3.63
High	5700	12.18	12.23	15.22	23.39	-8.18
144	5720	15.88	15.57	18.86	23.33	-4.48

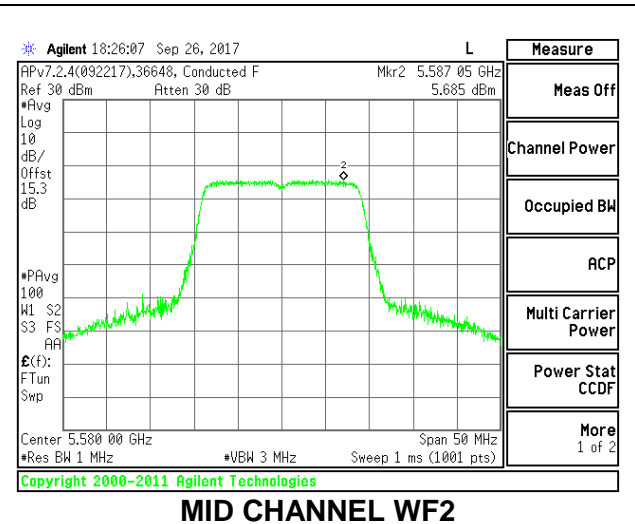
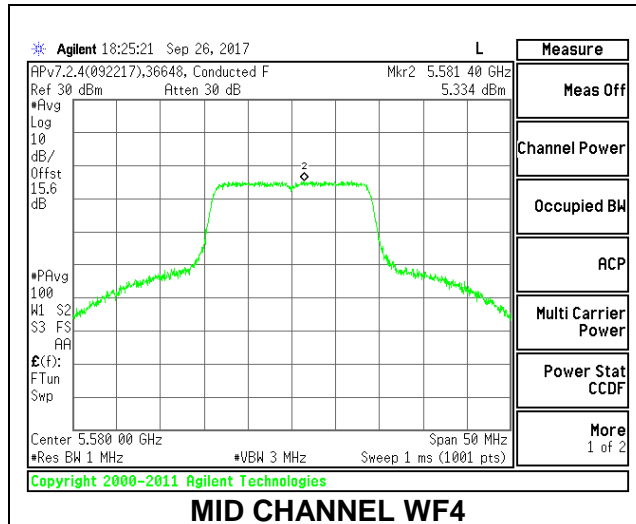
PSD Results

Channel	Frequency (MHz)	WF4 Meas PSD (dBm)	WF2 Meas PSD (dBm)	Total Corr'd PSD (dBm)	PSD Limit (dBm)	PSD Margi (dB)
Low	5500	2.597	2.912	5.888	10.91	-5.02
Mid	5580	5.334	5.685	8.643	10.91	-2.27
High	5700	1.305	0.921	4.248	10.91	-6.66
144	5720	5.833	6.010	9.053	10.91	-1.86

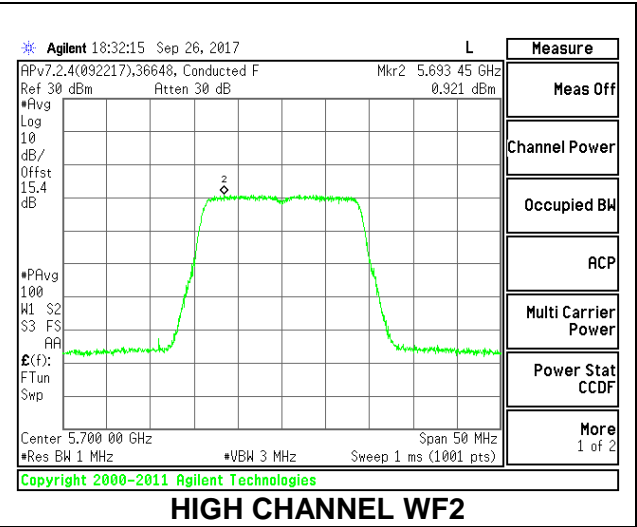
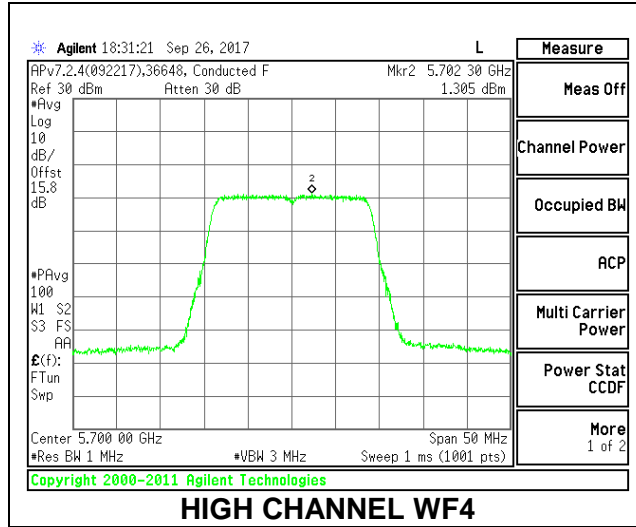
LOW CHANNEL



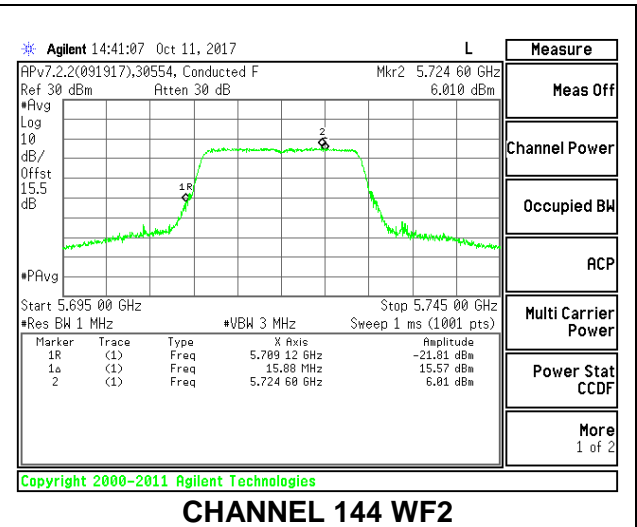
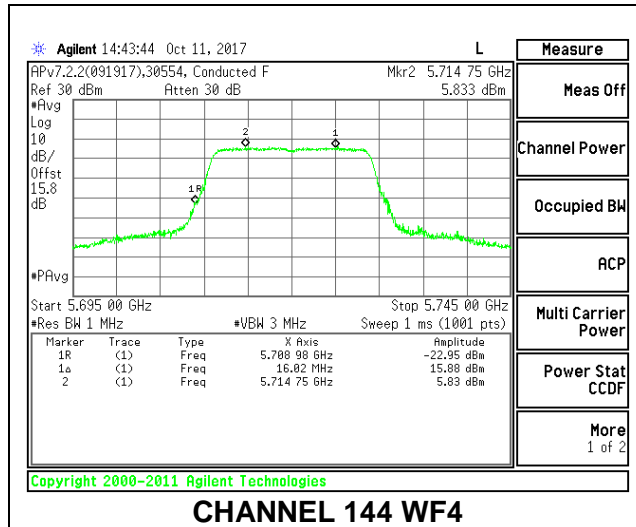
MID CHANNEL



HIGH CHANNEL



CHANNEL 144



2TX Antenna WF3 + Antenna WF2 CDD Mode

Bandwidth and Antenna Gain

Channel	Frequency (MHz)	Min 26 dB BW (MHz)	Min 99% BW (MHz)	Directional Gain for Power (dBi)	Directional Gain for PSD (dBi)
Low	5500	22.05	17.74	2.99	5.88
Mid	5580	21.95	17.56	2.99	5.88
High	5700	22.00	17.69	2.99	5.88
144	5720	22.00	17.63	2.99	5.88

Limits

Channel	Frequency (MHz)	FCC Power Limit (dBm)	IC Power Limit (dBm)	IC EIRP Limit (dBm)	Power Limit (dBm)	FCC PSD Limit (dBm)	IC PSD Limit (dBm)	PSD Limit (dBm)
Low	5500	24.00	23.49	29.49	23.49	11.00	11.00	11.00
Mid	5580	24.00	23.44	29.44	23.44	11.00	11.00	11.00
High	5700	24.00	23.48	29.48	23.48	11.00	11.00	11.00
144	5720	24.00	23.46	29.46	23.46	11.00	11.00	11.00

Duty Cycle CF (dB)	0.23	Included in Calculations of Corr'd Power & PSD
---------------------------	------	---

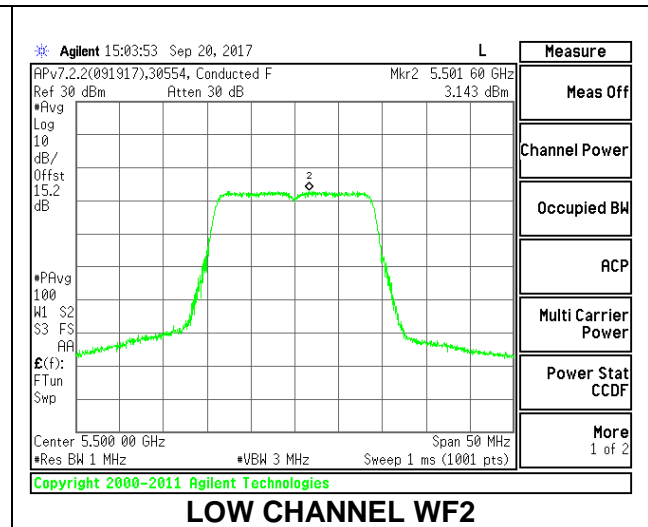
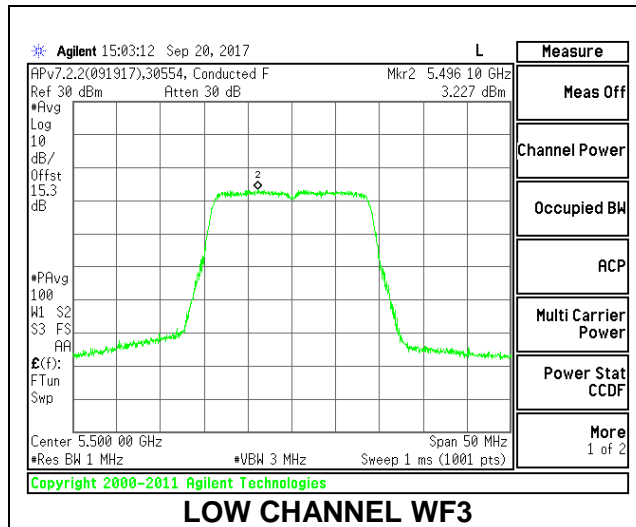
Output Power Results

Channel	Frequency (MHz)	WF3 Meas Power (dBm)	WF2 Meas Power (dBm)	Total Corr'd Power (dBm)	Power Limit (dBm)	Power Margi (dB)
Low	5500	14.16	14.23	17.21	23.49	-6.29
Mid	5580	16.69	16.65	19.68	23.44	-3.76
High	5700	13.11	13.21	16.17	23.48	-7.31
144	5720	15.64	16.05	18.86	23.46	-4.60

PSD Results

Channel	Frequency (MHz)	WF3 Meas PSD (dBm)	WF2 Meas PSD (dBm)	Total Corr'd PSD (dBm)	PSD Limit (dBm)	PSD Margi (dB)
Low	5500	3.227	3.143	6.196	11.00	-4.80
Mid	5580	5.626	5.776	8.712	11.00	-2.29
High	5700	2.461	2.343	5.413	11.00	-5.59
144	5720	5.582	5.914	8.761	11.00	-2.24

LOW CHANNEL



MID CHANNEL

