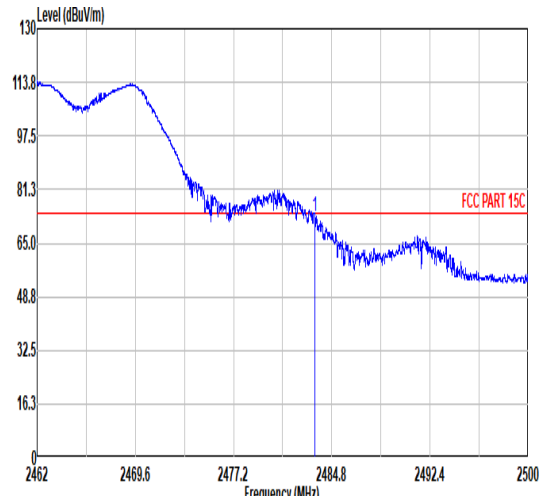
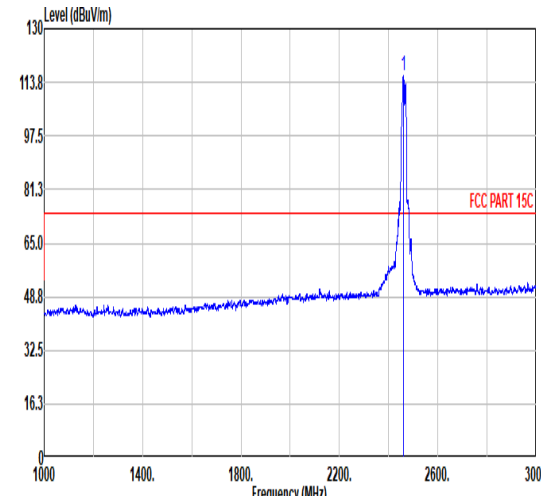
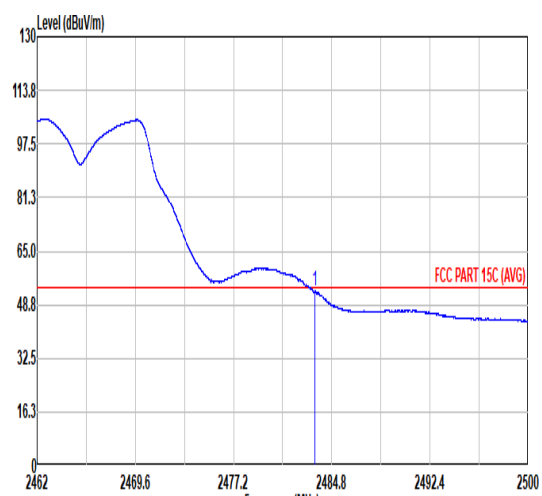
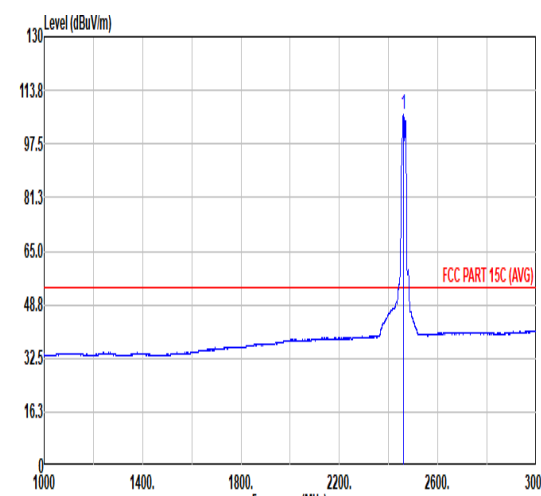




		14																																																																																		
Mode	Band Edge																																																																																			
	2400-2483.5_802.11g_CH10_2457MHz																																																																																			
ANT	CDD 1S3T																																																																																			
Pol.	Vertical	Fundamental																																																																																		
Peak	<table border="1"> <thead> <tr> <th>Limit</th> <th>Read</th> <th>Ant</th> <th>Cable</th> <th>Preamp</th> <th>Aux</th> <th>APos</th> <th>TPos</th> <th>Remark</th> </tr> <tr> <th>Freq</th> <th>Level</th> <th>Line Margin</th> <th>Level Factor</th> <th>Loss Factor</th> <th>Factor</th> <th>Factor</th> <th></th> <th></th> </tr> <tr> <th>MHz</th> <th>dBuV/m</th> <th>dBuV/m</th> <th>dB</th> <th>dBuV</th> <th>dB/m</th> <th>dB</th> <th>dB</th> <th>cm</th> <th>deg</th> </tr> </thead> <tbody> <tr> <td>1</td> <td>2483.53</td> <td>71.77</td> <td>74.00</td> <td>-2.23</td> <td>61.59</td> <td>32.58</td> <td>7.29</td> <td>35.69</td> <td>6.00</td> <td>234</td> <td>255</td> <td>PEAK</td> </tr> </tbody> </table>	Limit	Read	Ant	Cable	Preamp	Aux	APos	TPos	Remark	Freq	Level	Line Margin	Level Factor	Loss Factor	Factor	Factor			MHz	dBuV/m	dBuV/m	dB	dBuV	dB/m	dB	dB	cm	deg	1	2483.53	71.77	74.00	-2.23	61.59	32.58	7.29	35.69	6.00	234	255	PEAK	<table border="1"> <thead> <tr> <th>Limit</th> <th>Read</th> <th>Ant</th> <th>Cable</th> <th>Preamp</th> <th>Aux</th> <th>APos</th> <th>TPos</th> <th>Remark</th> </tr> <tr> <th>Freq</th> <th>Level</th> <th>Line Margin</th> <th>Level Factor</th> <th>Loss Factor</th> <th>Factor</th> <th>Factor</th> <th></th> <th></th> </tr> <tr> <th>MHz</th> <th>dBuV/m</th> <th>dBuV/m</th> <th>dB</th> <th>dBuV</th> <th>dB/m</th> <th>dB</th> <th>dB</th> <th>cm</th> <th>deg</th> </tr> </thead> <tbody> <tr> <td>1</td> <td>2457.00</td> <td>117.16</td> <td>-----</td> <td>-----</td> <td>107.06</td> <td>32.55</td> <td>7.25</td> <td>35.70</td> <td>6.00</td> <td>234</td> <td>255</td> <td>PEAK</td> </tr> </tbody> </table>	Limit	Read	Ant	Cable	Preamp	Aux	APos	TPos	Remark	Freq	Level	Line Margin	Level Factor	Loss Factor	Factor	Factor			MHz	dBuV/m	dBuV/m	dB	dBuV	dB/m	dB	dB	cm	deg	1	2457.00	117.16	-----	-----	107.06	32.55	7.25	35.70	6.00	234	255	PEAK
	Limit	Read	Ant	Cable	Preamp	Aux	APos	TPos	Remark																																																																											
Freq	Level	Line Margin	Level Factor	Loss Factor	Factor	Factor																																																																														
MHz	dBuV/m	dBuV/m	dB	dBuV	dB/m	dB	dB	cm	deg																																																																											
1	2483.53	71.77	74.00	-2.23	61.59	32.58	7.29	35.69	6.00	234	255	PEAK																																																																								
Limit	Read	Ant	Cable	Preamp	Aux	APos	TPos	Remark																																																																												
Freq	Level	Line Margin	Level Factor	Loss Factor	Factor	Factor																																																																														
MHz	dBuV/m	dBuV/m	dB	dBuV	dB/m	dB	dB	cm	deg																																																																											
1	2457.00	117.16	-----	-----	107.06	32.55	7.25	35.70	6.00	234	255	PEAK																																																																								
Avg	<table border="1"> <thead> <tr> <th>Limit</th> <th>Read</th> <th>Ant</th> <th>Cable</th> <th>Preamp</th> <th>Aux</th> <th>APos</th> <th>TPos</th> <th>Remark</th> </tr> <tr> <th>Freq</th> <th>Level</th> <th>Line Margin</th> <th>Level Factor</th> <th>Loss Factor</th> <th>Factor</th> <th>Factor</th> <th></th> <th></th> </tr> <tr> <th>MHz</th> <th>dBuV/m</th> <th>dBuV/m</th> <th>dB</th> <th>dBuV</th> <th>dB/m</th> <th>dB</th> <th>dB</th> <th>cm</th> <th>deg</th> </tr> </thead> <tbody> <tr> <td>1</td> <td>2483.50</td> <td>53.14</td> <td>54.00</td> <td>-0.86</td> <td>42.96</td> <td>32.58</td> <td>7.29</td> <td>35.69</td> <td>6.00</td> <td>234</td> <td>255</td> <td>AVERAGE</td> </tr> </tbody> </table>	Limit	Read	Ant	Cable	Preamp	Aux	APos	TPos	Remark	Freq	Level	Line Margin	Level Factor	Loss Factor	Factor	Factor			MHz	dBuV/m	dBuV/m	dB	dBuV	dB/m	dB	dB	cm	deg	1	2483.50	53.14	54.00	-0.86	42.96	32.58	7.29	35.69	6.00	234	255	AVERAGE	<table border="1"> <thead> <tr> <th>Limit</th> <th>Read</th> <th>Ant</th> <th>Cable</th> <th>Preamp</th> <th>Aux</th> <th>APos</th> <th>TPos</th> <th>Remark</th> </tr> <tr> <th>Freq</th> <th>Level</th> <th>Line Margin</th> <th>Level Factor</th> <th>Loss Factor</th> <th>Factor</th> <th>Factor</th> <th></th> <th></th> </tr> <tr> <th>MHz</th> <th>dBuV/m</th> <th>dBuV/m</th> <th>dB</th> <th>dBuV</th> <th>dB/m</th> <th>dB</th> <th>dB</th> <th>cm</th> <th>deg</th> </tr> </thead> <tbody> <tr> <td>1</td> <td>2457.00</td> <td>107.62</td> <td>-----</td> <td>-----</td> <td>97.52</td> <td>32.55</td> <td>7.25</td> <td>35.70</td> <td>6.00</td> <td>234</td> <td>255</td> <td>AVERAGE</td> </tr> </tbody> </table>	Limit	Read	Ant	Cable	Preamp	Aux	APos	TPos	Remark	Freq	Level	Line Margin	Level Factor	Loss Factor	Factor	Factor			MHz	dBuV/m	dBuV/m	dB	dBuV	dB/m	dB	dB	cm	deg	1	2457.00	107.62	-----	-----	97.52	32.55	7.25	35.70	6.00	234	255	AVERAGE
	Limit	Read	Ant	Cable	Preamp	Aux	APos	TPos	Remark																																																																											
Freq	Level	Line Margin	Level Factor	Loss Factor	Factor	Factor																																																																														
MHz	dBuV/m	dBuV/m	dB	dBuV	dB/m	dB	dB	cm	deg																																																																											
1	2483.50	53.14	54.00	-0.86	42.96	32.58	7.29	35.69	6.00	234	255	AVERAGE																																																																								
Limit	Read	Ant	Cable	Preamp	Aux	APos	TPos	Remark																																																																												
Freq	Level	Line Margin	Level Factor	Loss Factor	Factor	Factor																																																																														
MHz	dBuV/m	dBuV/m	dB	dBuV	dB/m	dB	dB	cm	deg																																																																											
1	2457.00	107.62	-----	-----	97.52	32.55	7.25	35.70	6.00	234	255	AVERAGE																																																																								



		15																																																																																		
Mode	Band Edge																																																																																			
	2400-2483.5_802.11g_CH11_2462MHz																																																																																			
ANT	CDD 1S3T																																																																																			
Pol.	Horizontal	Fundamental																																																																																		
Peak	 <p>Level (dBuV/m) vs Frequency (MHz) plot for Horizontal polarization. The plot shows a signal level starting at approximately 113.8 dBuV/m at 2462 MHz, decreasing to about 81.3 dBuV/m at 2483.5 MHz, and then fluctuating between 65.0 and 81.3 dBuV/m up to 2500 MHz. A red horizontal line labeled 'FCC PART 15C' is drawn at approximately 74.0 dBuV/m.</p> <table border="1"> <thead> <tr> <th>Limit</th> <th>Read</th> <th>Ant</th> <th>Cable</th> <th>Preamp</th> <th>Aux</th> <th>APos</th> <th>TPos</th> <th>Remark</th> </tr> <tr> <th>Freq</th> <th>Level</th> <th>Line Margin</th> <th>Level Factor</th> <th>Loss Factor</th> <th>Factor</th> <th>Factor</th> <th></th> <th></th> </tr> <tr> <th>MHz</th> <th>dBuV/m</th> <th>dBuV/m</th> <th>dB</th> <th>dBuV</th> <th>dB/m</th> <th>dB</th> <th>dB</th> <th>cm</th> <th>deg</th> </tr> </thead> <tbody> <tr> <td>1</td> <td>2483.50</td> <td>73.26</td> <td>74.00</td> <td>-0.74</td> <td>63.00</td> <td>32.58</td> <td>7.29</td> <td>35.69</td> <td>6.00</td> <td>153</td> <td>187</td> <td>PEAK</td> </tr> </tbody> </table>	Limit	Read	Ant	Cable	Preamp	Aux	APos	TPos	Remark	Freq	Level	Line Margin	Level Factor	Loss Factor	Factor	Factor			MHz	dBuV/m	dBuV/m	dB	dBuV	dB/m	dB	dB	cm	deg	1	2483.50	73.26	74.00	-0.74	63.00	32.58	7.29	35.69	6.00	153	187	PEAK	 <p>Level (dBuV/m) vs Frequency (MHz) plot for Fundamental polarization. The plot shows a signal level starting at approximately 48.8 dBuV/m at 1000 MHz, rising to a sharp peak of about 113.8 dBuV/m at 2462 MHz, and then falling back to about 48.8 dBuV/m at 3000 MHz. A red horizontal line labeled 'FCC PART 15C' is drawn at approximately 74.0 dBuV/m.</p> <table border="1"> <thead> <tr> <th>Limit</th> <th>Read</th> <th>Ant</th> <th>Cable</th> <th>Preamp</th> <th>Aux</th> <th>APos</th> <th>TPos</th> <th>Remark</th> </tr> <tr> <th>Freq</th> <th>Level</th> <th>Line Margin</th> <th>Level Factor</th> <th>Loss Factor</th> <th>Factor</th> <th>Factor</th> <th></th> <th></th> </tr> <tr> <th>MHz</th> <th>dBuV/m</th> <th>dBuV/m</th> <th>dB</th> <th>dBuV</th> <th>dB/m</th> <th>dB</th> <th>dB</th> <th>cm</th> <th>deg</th> </tr> </thead> <tbody> <tr> <td>1</td> <td>2462.00</td> <td>115.56</td> <td>-----</td> <td>-----</td> <td>105.46</td> <td>32.55</td> <td>7.25</td> <td>35.70</td> <td>6.00</td> <td>153</td> <td>187</td> <td>PEAK</td> </tr> </tbody> </table>	Limit	Read	Ant	Cable	Preamp	Aux	APos	TPos	Remark	Freq	Level	Line Margin	Level Factor	Loss Factor	Factor	Factor			MHz	dBuV/m	dBuV/m	dB	dBuV	dB/m	dB	dB	cm	deg	1	2462.00	115.56	-----	-----	105.46	32.55	7.25	35.70	6.00	153	187	PEAK
	Limit	Read	Ant	Cable	Preamp	Aux	APos	TPos	Remark																																																																											
Freq	Level	Line Margin	Level Factor	Loss Factor	Factor	Factor																																																																														
MHz	dBuV/m	dBuV/m	dB	dBuV	dB/m	dB	dB	cm	deg																																																																											
1	2483.50	73.26	74.00	-0.74	63.00	32.58	7.29	35.69	6.00	153	187	PEAK																																																																								
Limit	Read	Ant	Cable	Preamp	Aux	APos	TPos	Remark																																																																												
Freq	Level	Line Margin	Level Factor	Loss Factor	Factor	Factor																																																																														
MHz	dBuV/m	dBuV/m	dB	dBuV	dB/m	dB	dB	cm	deg																																																																											
1	2462.00	115.56	-----	-----	105.46	32.55	7.25	35.70	6.00	153	187	PEAK																																																																								
Avg	 <p>Level (dBuV/m) vs Frequency (MHz) plot for Average Horizontal polarization. The plot shows a signal level starting at approximately 113.8 dBuV/m at 2462 MHz, decreasing to about 81.3 dBuV/m at 2483.5 MHz, and then fluctuating between 65.0 and 81.3 dBuV/m up to 2500 MHz. A red horizontal line labeled 'FCC PART 15C (AVG)' is drawn at approximately 74.0 dBuV/m.</p> <table border="1"> <thead> <tr> <th>Limit</th> <th>Read</th> <th>Ant</th> <th>Cable</th> <th>Preamp</th> <th>Aux</th> <th>APos</th> <th>TPos</th> <th>Remark</th> </tr> <tr> <th>Freq</th> <th>Level</th> <th>Line Margin</th> <th>Level Factor</th> <th>Loss Factor</th> <th>Factor</th> <th>Factor</th> <th></th> <th></th> </tr> <tr> <th>MHz</th> <th>dBuV/m</th> <th>dBuV/m</th> <th>dB</th> <th>dBuV</th> <th>dB/m</th> <th>dB</th> <th>dB</th> <th>cm</th> <th>deg</th> </tr> </thead> <tbody> <tr> <td>1</td> <td>2483.50</td> <td>52.93</td> <td>54.00</td> <td>-1.07</td> <td>42.75</td> <td>32.58</td> <td>7.29</td> <td>35.69</td> <td>6.00</td> <td>153</td> <td>187</td> <td>AVERAGE</td> </tr> </tbody> </table>	Limit	Read	Ant	Cable	Preamp	Aux	APos	TPos	Remark	Freq	Level	Line Margin	Level Factor	Loss Factor	Factor	Factor			MHz	dBuV/m	dBuV/m	dB	dBuV	dB/m	dB	dB	cm	deg	1	2483.50	52.93	54.00	-1.07	42.75	32.58	7.29	35.69	6.00	153	187	AVERAGE	 <p>Level (dBuV/m) vs Frequency (MHz) plot for Average Fundamental polarization. The plot shows a signal level starting at approximately 48.8 dBuV/m at 1000 MHz, rising to a sharp peak of about 113.8 dBuV/m at 2462 MHz, and then falling back to about 48.8 dBuV/m at 3000 MHz. A red horizontal line labeled 'FCC PART 15C (AVG)' is drawn at approximately 74.0 dBuV/m.</p> <table border="1"> <thead> <tr> <th>Limit</th> <th>Read</th> <th>Ant</th> <th>Cable</th> <th>Preamp</th> <th>Aux</th> <th>APos</th> <th>TPos</th> <th>Remark</th> </tr> <tr> <th>Freq</th> <th>Level</th> <th>Line Margin</th> <th>Level Factor</th> <th>Loss Factor</th> <th>Factor</th> <th>Factor</th> <th></th> <th></th> </tr> <tr> <th>MHz</th> <th>dBuV/m</th> <th>dBuV/m</th> <th>dB</th> <th>dBuV</th> <th>dB/m</th> <th>dB</th> <th>dB</th> <th>cm</th> <th>deg</th> </tr> </thead> <tbody> <tr> <td>1</td> <td>2462.00</td> <td>106.62</td> <td>-----</td> <td>-----</td> <td>96.52</td> <td>32.55</td> <td>7.25</td> <td>35.70</td> <td>6.00</td> <td>153</td> <td>187</td> <td>AVERAGE</td> </tr> </tbody> </table>	Limit	Read	Ant	Cable	Preamp	Aux	APos	TPos	Remark	Freq	Level	Line Margin	Level Factor	Loss Factor	Factor	Factor			MHz	dBuV/m	dBuV/m	dB	dBuV	dB/m	dB	dB	cm	deg	1	2462.00	106.62	-----	-----	96.52	32.55	7.25	35.70	6.00	153	187	AVERAGE
	Limit	Read	Ant	Cable	Preamp	Aux	APos	TPos	Remark																																																																											
Freq	Level	Line Margin	Level Factor	Loss Factor	Factor	Factor																																																																														
MHz	dBuV/m	dBuV/m	dB	dBuV	dB/m	dB	dB	cm	deg																																																																											
1	2483.50	52.93	54.00	-1.07	42.75	32.58	7.29	35.69	6.00	153	187	AVERAGE																																																																								
Limit	Read	Ant	Cable	Preamp	Aux	APos	TPos	Remark																																																																												
Freq	Level	Line Margin	Level Factor	Loss Factor	Factor	Factor																																																																														
MHz	dBuV/m	dBuV/m	dB	dBuV	dB/m	dB	dB	cm	deg																																																																											
1	2462.00	106.62	-----	-----	96.52	32.55	7.25	35.70	6.00	153	187	AVERAGE																																																																								

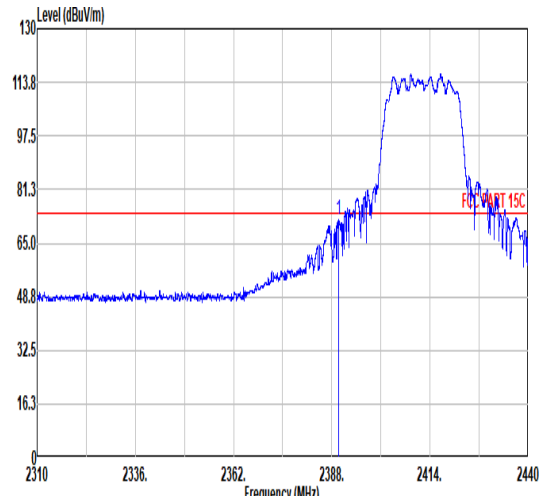
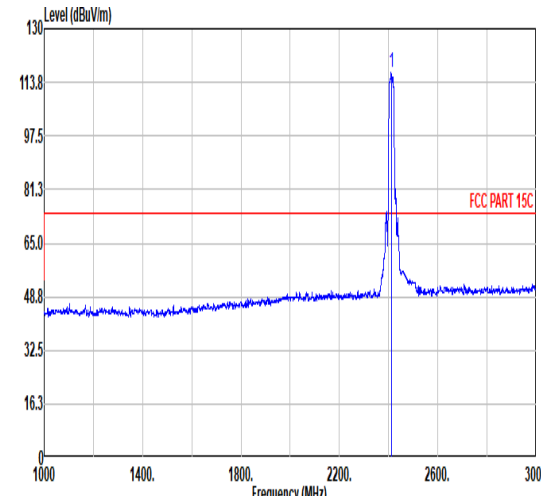
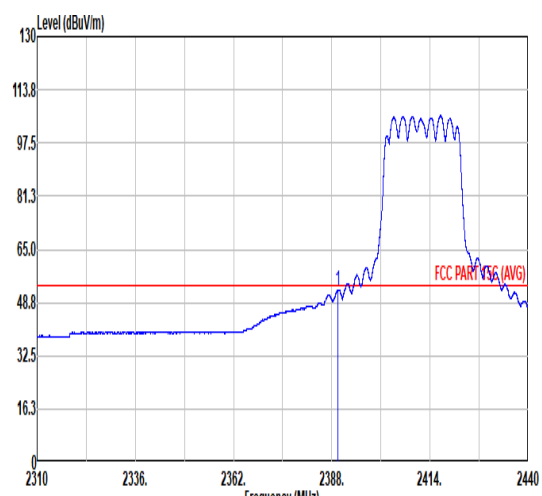
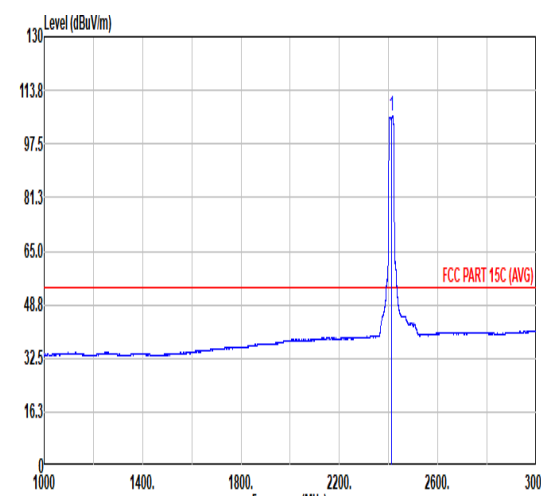


		15																																																																																		
Mode	Band Edge																																																																																			
	2400-2483.5_802.11g_CH11_2462MHz																																																																																			
ANT	CDD 1S3T																																																																																			
Pol.	Vertical	Fundamental																																																																																		
Peak	<table border="1"> <thead> <tr> <th>Limit</th> <th>Read</th> <th>Ant</th> <th>Cable</th> <th>Preamp</th> <th>Aux</th> <th>APos</th> <th>TPos</th> <th>Remark</th> </tr> <tr> <th>Freq</th> <th>Level</th> <th>Line Margin</th> <th>Level Factor</th> <th>Loss Factor</th> <th>Factor</th> <th>Factor</th> <th>Factor</th> <th></th> </tr> <tr> <th>MHz</th> <th>dBuV/m</th> <th>dBuV/m</th> <th>dB</th> <th>dBuV</th> <th>dB/m</th> <th>dB</th> <th>dB</th> <th>cm</th> <th>deg</th> </tr> </thead> <tbody> <tr> <td>1</td> <td>2484.17</td> <td>69.62</td> <td>74.00</td> <td>-4.38</td> <td>59.44</td> <td>32.58</td> <td>7.29</td> <td>35.69</td> <td>6.00</td> <td>245</td> <td>0</td> <td>PEAK</td> </tr> </tbody> </table>	Limit	Read	Ant	Cable	Preamp	Aux	APos	TPos	Remark	Freq	Level	Line Margin	Level Factor	Loss Factor	Factor	Factor	Factor		MHz	dBuV/m	dBuV/m	dB	dBuV	dB/m	dB	dB	cm	deg	1	2484.17	69.62	74.00	-4.38	59.44	32.58	7.29	35.69	6.00	245	0	PEAK	<table border="1"> <thead> <tr> <th>Limit</th> <th>Read</th> <th>Ant</th> <th>Cable</th> <th>Preamp</th> <th>Aux</th> <th>APos</th> <th>TPos</th> <th>Remark</th> </tr> <tr> <th>Freq</th> <th>Level</th> <th>Line Margin</th> <th>Level Factor</th> <th>Loss Factor</th> <th>Factor</th> <th>Factor</th> <th>Factor</th> <th></th> </tr> <tr> <th>MHz</th> <th>dBuV/m</th> <th>dBuV/m</th> <th>dB</th> <th>dBuV</th> <th>dB/m</th> <th>dB</th> <th>dB</th> <th>cm</th> <th>deg</th> </tr> </thead> <tbody> <tr> <td>1</td> <td>2462.00</td> <td>113.03</td> <td>-----</td> <td>-----</td> <td>102.92</td> <td>32.55</td> <td>7.26</td> <td>35.70</td> <td>6.00</td> <td>245</td> <td>0</td> <td>PEAK</td> </tr> </tbody> </table>	Limit	Read	Ant	Cable	Preamp	Aux	APos	TPos	Remark	Freq	Level	Line Margin	Level Factor	Loss Factor	Factor	Factor	Factor		MHz	dBuV/m	dBuV/m	dB	dBuV	dB/m	dB	dB	cm	deg	1	2462.00	113.03	-----	-----	102.92	32.55	7.26	35.70	6.00	245	0	PEAK
	Limit	Read	Ant	Cable	Preamp	Aux	APos	TPos	Remark																																																																											
Freq	Level	Line Margin	Level Factor	Loss Factor	Factor	Factor	Factor																																																																													
MHz	dBuV/m	dBuV/m	dB	dBuV	dB/m	dB	dB	cm	deg																																																																											
1	2484.17	69.62	74.00	-4.38	59.44	32.58	7.29	35.69	6.00	245	0	PEAK																																																																								
Limit	Read	Ant	Cable	Preamp	Aux	APos	TPos	Remark																																																																												
Freq	Level	Line Margin	Level Factor	Loss Factor	Factor	Factor	Factor																																																																													
MHz	dBuV/m	dBuV/m	dB	dBuV	dB/m	dB	dB	cm	deg																																																																											
1	2462.00	113.03	-----	-----	102.92	32.55	7.26	35.70	6.00	245	0	PEAK																																																																								
Avg	<table border="1"> <thead> <tr> <th>Limit</th> <th>Read</th> <th>Ant</th> <th>Cable</th> <th>Preamp</th> <th>Aux</th> <th>APos</th> <th>TPos</th> <th>Remark</th> </tr> <tr> <th>Freq</th> <th>Level</th> <th>Line Margin</th> <th>Level Factor</th> <th>Loss Factor</th> <th>Factor</th> <th>Factor</th> <th>Factor</th> <th></th> </tr> <tr> <th>MHz</th> <th>dBuV/m</th> <th>dBuV/m</th> <th>dB</th> <th>dBuV</th> <th>dB/m</th> <th>dB</th> <th>dB</th> <th>cm</th> <th>deg</th> </tr> </thead> <tbody> <tr> <td>1</td> <td>2483.98</td> <td>49.53</td> <td>54.00</td> <td>-4.47</td> <td>39.35</td> <td>32.58</td> <td>7.29</td> <td>35.69</td> <td>6.00</td> <td>245</td> <td>0</td> <td>AVERAGE</td> </tr> </tbody> </table>	Limit	Read	Ant	Cable	Preamp	Aux	APos	TPos	Remark	Freq	Level	Line Margin	Level Factor	Loss Factor	Factor	Factor	Factor		MHz	dBuV/m	dBuV/m	dB	dBuV	dB/m	dB	dB	cm	deg	1	2483.98	49.53	54.00	-4.47	39.35	32.58	7.29	35.69	6.00	245	0	AVERAGE	<table border="1"> <thead> <tr> <th>Limit</th> <th>Read</th> <th>Ant</th> <th>Cable</th> <th>Preamp</th> <th>Aux</th> <th>APos</th> <th>TPos</th> <th>Remark</th> </tr> <tr> <th>Freq</th> <th>Level</th> <th>Line Margin</th> <th>Level Factor</th> <th>Loss Factor</th> <th>Factor</th> <th>Factor</th> <th>Factor</th> <th></th> </tr> <tr> <th>MHz</th> <th>dBuV/m</th> <th>dBuV/m</th> <th>dB</th> <th>dBuV</th> <th>dB/m</th> <th>dB</th> <th>dB</th> <th>cm</th> <th>deg</th> </tr> </thead> <tbody> <tr> <td>1</td> <td>2462.00</td> <td>103.77</td> <td>-----</td> <td>-----</td> <td>93.66</td> <td>32.55</td> <td>7.26</td> <td>35.70</td> <td>6.00</td> <td>245</td> <td>0</td> <td>AVERAGE</td> </tr> </tbody> </table>	Limit	Read	Ant	Cable	Preamp	Aux	APos	TPos	Remark	Freq	Level	Line Margin	Level Factor	Loss Factor	Factor	Factor	Factor		MHz	dBuV/m	dBuV/m	dB	dBuV	dB/m	dB	dB	cm	deg	1	2462.00	103.77	-----	-----	93.66	32.55	7.26	35.70	6.00	245	0	AVERAGE
	Limit	Read	Ant	Cable	Preamp	Aux	APos	TPos	Remark																																																																											
Freq	Level	Line Margin	Level Factor	Loss Factor	Factor	Factor	Factor																																																																													
MHz	dBuV/m	dBuV/m	dB	dBuV	dB/m	dB	dB	cm	deg																																																																											
1	2483.98	49.53	54.00	-4.47	39.35	32.58	7.29	35.69	6.00	245	0	AVERAGE																																																																								
Limit	Read	Ant	Cable	Preamp	Aux	APos	TPos	Remark																																																																												
Freq	Level	Line Margin	Level Factor	Loss Factor	Factor	Factor	Factor																																																																													
MHz	dBuV/m	dBuV/m	dB	dBuV	dB/m	dB	dB	cm	deg																																																																											
1	2462.00	103.77	-----	-----	93.66	32.55	7.26	35.70	6.00	245	0	AVERAGE																																																																								



Mode	15																																																																																																																																																																						
	Harmonic																																																																																																																																																																						
	2400-2483.5_802.11g_CH11_2462MHz																																																																																																																																																																						
ANT	CDD 1S3T																																																																																																																																																																						
Pol.	Horizontal	Vertical																																																																																																																																																																					
Peak Avg																																																																																																																																																																							
	<table border="1"> <thead> <tr> <th></th> <th>Limit</th> <th>Read</th> <th>Ant</th> <th>Cable</th> <th>Preamp</th> <th>Aux</th> <th>APos</th> <th>TPos</th> <th>Remark</th> </tr> <tr> <th>Freq</th> <th>Level</th> <th>Line</th> <th>Margin</th> <th>Level</th> <th>Factor</th> <th>Loss</th> <th>Factor</th> <th>Factor</th> <th></th> </tr> <tr> <th>MHz</th> <th>dBuV/m</th> <th>dBuV/m</th> <th>dB</th> <th>dBuV</th> <th>dB/m</th> <th>dB</th> <th>dB</th> <th>dB</th> <th>cm</th> <th>deg</th> </tr> </thead> <tbody> <tr> <td>1</td> <td>4000.00</td> <td>50.21</td> <td>74.00</td> <td>-23.79</td> <td>70.47</td> <td>33.90</td> <td>9.52</td> <td>63.68</td> <td>0.00</td> <td>300</td> <td>49</td> <td>Peak</td> </tr> <tr> <td>2</td> <td>4924.00</td> <td>43.26</td> <td>74.00</td> <td>-30.74</td> <td>61.73</td> <td>34.56</td> <td>10.45</td> <td>63.48</td> <td>0.00</td> <td>---</td> <td>---</td> <td>PEAK</td> </tr> <tr> <td>3</td> <td>7386.00</td> <td>43.82</td> <td>74.00</td> <td>-30.18</td> <td>58.80</td> <td>35.90</td> <td>12.84</td> <td>63.72</td> <td>0.00</td> <td>---</td> <td>---</td> <td>PEAK</td> </tr> <tr> <td>4</td> <td>9848.00</td> <td>45.52</td> <td>74.00</td> <td>-28.48</td> <td>54.98</td> <td>37.66</td> <td>15.14</td> <td>62.26</td> <td>0.00</td> <td>---</td> <td>---</td> <td>PEAK</td> </tr> </tbody> </table>		Limit	Read	Ant	Cable	Preamp	Aux	APos	TPos	Remark	Freq	Level	Line	Margin	Level	Factor	Loss	Factor	Factor		MHz	dBuV/m	dBuV/m	dB	dBuV	dB/m	dB	dB	dB	cm	deg	1	4000.00	50.21	74.00	-23.79	70.47	33.90	9.52	63.68	0.00	300	49	Peak	2	4924.00	43.26	74.00	-30.74	61.73	34.56	10.45	63.48	0.00	---	---	PEAK	3	7386.00	43.82	74.00	-30.18	58.80	35.90	12.84	63.72	0.00	---	---	PEAK	4	9848.00	45.52	74.00	-28.48	54.98	37.66	15.14	62.26	0.00	---	---	PEAK	<table border="1"> <thead> <tr> <th></th> <th>Limit</th> <th>Read</th> <th>Ant</th> <th>Cable</th> <th>Preamp</th> <th>Aux</th> <th>APos</th> <th>TPos</th> <th>Remark</th> </tr> <tr> <th>Freq</th> <th>Level</th> <th>Line</th> <th>Margin</th> <th>Level</th> <th>Factor</th> <th>Loss</th> <th>Factor</th> <th>Factor</th> <th></th> </tr> <tr> <th>MHz</th> <th>dBuV/m</th> <th>dBuV/m</th> <th>dB</th> <th>dBuV</th> <th>dB/m</th> <th>dB</th> <th>dB</th> <th>dB</th> <th>cm</th> <th>deg</th> </tr> </thead> <tbody> <tr> <td>1</td> <td>4000.00</td> <td>50.23</td> <td>74.00</td> <td>-23.77</td> <td>70.49</td> <td>33.90</td> <td>9.52</td> <td>63.68</td> <td>0.00</td> <td>300</td> <td>147</td> <td>Peak</td> </tr> <tr> <td>2</td> <td>4924.00</td> <td>42.90</td> <td>74.00</td> <td>-31.10</td> <td>61.37</td> <td>34.56</td> <td>10.45</td> <td>63.48</td> <td>0.00</td> <td>---</td> <td>---</td> <td>PEAK</td> </tr> <tr> <td>3</td> <td>7386.00</td> <td>43.88</td> <td>74.00</td> <td>-30.12</td> <td>58.86</td> <td>35.90</td> <td>12.84</td> <td>63.72</td> <td>0.00</td> <td>---</td> <td>---</td> <td>PEAK</td> </tr> <tr> <td>4</td> <td>9848.00</td> <td>46.84</td> <td>74.00</td> <td>-27.16</td> <td>56.30</td> <td>37.66</td> <td>15.14</td> <td>62.26</td> <td>0.00</td> <td>---</td> <td>---</td> <td>PEAK</td> </tr> </tbody> </table>		Limit	Read	Ant	Cable	Preamp	Aux	APos	TPos	Remark	Freq	Level	Line	Margin	Level	Factor	Loss	Factor	Factor		MHz	dBuV/m	dBuV/m	dB	dBuV	dB/m	dB	dB	dB	cm	deg	1	4000.00	50.23	74.00	-23.77	70.49	33.90	9.52	63.68	0.00	300	147	Peak	2	4924.00	42.90	74.00	-31.10	61.37	34.56	10.45	63.48	0.00	---	---	PEAK	3	7386.00	43.88	74.00	-30.12	58.86	35.90	12.84	63.72	0.00	---	---	PEAK	4	9848.00	46.84	74.00	-27.16	56.30	37.66	15.14	62.26	0.00	---	---
	Limit	Read	Ant	Cable	Preamp	Aux	APos	TPos	Remark																																																																																																																																																														
Freq	Level	Line	Margin	Level	Factor	Loss	Factor	Factor																																																																																																																																																															
MHz	dBuV/m	dBuV/m	dB	dBuV	dB/m	dB	dB	dB	cm	deg																																																																																																																																																													
1	4000.00	50.21	74.00	-23.79	70.47	33.90	9.52	63.68	0.00	300	49	Peak																																																																																																																																																											
2	4924.00	43.26	74.00	-30.74	61.73	34.56	10.45	63.48	0.00	---	---	PEAK																																																																																																																																																											
3	7386.00	43.82	74.00	-30.18	58.80	35.90	12.84	63.72	0.00	---	---	PEAK																																																																																																																																																											
4	9848.00	45.52	74.00	-28.48	54.98	37.66	15.14	62.26	0.00	---	---	PEAK																																																																																																																																																											
	Limit	Read	Ant	Cable	Preamp	Aux	APos	TPos	Remark																																																																																																																																																														
Freq	Level	Line	Margin	Level	Factor	Loss	Factor	Factor																																																																																																																																																															
MHz	dBuV/m	dBuV/m	dB	dBuV	dB/m	dB	dB	dB	cm	deg																																																																																																																																																													
1	4000.00	50.23	74.00	-23.77	70.49	33.90	9.52	63.68	0.00	300	147	Peak																																																																																																																																																											
2	4924.00	42.90	74.00	-31.10	61.37	34.56	10.45	63.48	0.00	---	---	PEAK																																																																																																																																																											
3	7386.00	43.88	74.00	-30.12	58.86	35.90	12.84	63.72	0.00	---	---	PEAK																																																																																																																																																											
4	9848.00	46.84	74.00	-27.16	56.30	37.66	15.14	62.26	0.00	---	---	PEAK																																																																																																																																																											



	16																																																																																
Mode	Band Edge																																																																																
	2400-2483.5_802.11ax HE20_CH01_2412MHz																																																																																
ANT	CDD 1S3T																																																																																
Pol.	Horizontal	Fundamental																																																																															
Peak	 <p>Level (dBuV/m)</p> <p>Frequency (MHz)</p> <table border="1"> <thead> <tr> <th>Limit</th> <th>Read</th> <th>Ant</th> <th>Cable</th> <th>Preamp</th> <th>Aux</th> <th>APos</th> <th>TPos</th> <th>Remark</th> </tr> <tr> <th>Freq</th> <th>Level</th> <th>Line</th> <th>Margin</th> <th>Level</th> <th>Factor</th> <th>Loss</th> <th>Factor</th> <th>Factor</th> </tr> <tr> <th>MHz</th> <th>dBuV/m</th> <th>dBuV/m</th> <th>dB</th> <th>dBuV</th> <th>dB/m</th> <th>dB</th> <th>dB</th> <th>cm</th> <th>deg</th> </tr> </thead> <tbody> <tr> <td>1</td> <td>2389.89</td> <td>72.00</td> <td>-2.00</td> <td>62.16</td> <td>32.44</td> <td>7.11</td> <td>35.71</td> <td>6.00</td> <td>100</td> <td>179 PEAK</td> </tr> </tbody> </table>	Limit	Read	Ant	Cable	Preamp	Aux	APos	TPos	Remark	Freq	Level	Line	Margin	Level	Factor	Loss	Factor	Factor	MHz	dBuV/m	dBuV/m	dB	dBuV	dB/m	dB	dB	cm	deg	1	2389.89	72.00	-2.00	62.16	32.44	7.11	35.71	6.00	100	179 PEAK	 <p>Level (dBuV/m)</p> <p>Frequency (MHz)</p> <table border="1"> <thead> <tr> <th>Limit</th> <th>Read</th> <th>Ant</th> <th>Cable</th> <th>Preamp</th> <th>Aux</th> <th>APos</th> <th>TPos</th> <th>Remark</th> </tr> <tr> <th>Freq</th> <th>Level</th> <th>Line</th> <th>Margin</th> <th>Level</th> <th>Factor</th> <th>Loss</th> <th>Factor</th> <th>Factor</th> </tr> <tr> <th>MHz</th> <th>dBuV/m</th> <th>dBuV/m</th> <th>dB</th> <th>dBuV</th> <th>dB/m</th> <th>dB</th> <th>dB</th> <th>cm</th> <th>deg</th> </tr> </thead> <tbody> <tr> <td>1</td> <td>2412.00</td> <td>116.56</td> <td>74.00</td> <td>42.56</td> <td>106.65</td> <td>32.47</td> <td>7.15</td> <td>35.71</td> <td>6.00</td> <td>100</td> <td>179 PEAK</td> </tr> </tbody> </table>	Limit	Read	Ant	Cable	Preamp	Aux	APos	TPos	Remark	Freq	Level	Line	Margin	Level	Factor	Loss	Factor	Factor	MHz	dBuV/m	dBuV/m	dB	dBuV	dB/m	dB	dB	cm	deg	1	2412.00	116.56	74.00	42.56	106.65	32.47	7.15	35.71	6.00	100	179 PEAK
	Limit	Read	Ant	Cable	Preamp	Aux	APos	TPos	Remark																																																																								
Freq	Level	Line	Margin	Level	Factor	Loss	Factor	Factor																																																																									
MHz	dBuV/m	dBuV/m	dB	dBuV	dB/m	dB	dB	cm	deg																																																																								
1	2389.89	72.00	-2.00	62.16	32.44	7.11	35.71	6.00	100	179 PEAK																																																																							
Limit	Read	Ant	Cable	Preamp	Aux	APos	TPos	Remark																																																																									
Freq	Level	Line	Margin	Level	Factor	Loss	Factor	Factor																																																																									
MHz	dBuV/m	dBuV/m	dB	dBuV	dB/m	dB	dB	cm	deg																																																																								
1	2412.00	116.56	74.00	42.56	106.65	32.47	7.15	35.71	6.00	100	179 PEAK																																																																						
Avg	 <p>Level (dBuV/m)</p> <p>Frequency (MHz)</p> <table border="1"> <thead> <tr> <th>Limit</th> <th>Read</th> <th>Ant</th> <th>Cable</th> <th>Preamp</th> <th>Aux</th> <th>APos</th> <th>TPos</th> <th>Remark</th> </tr> <tr> <th>Freq</th> <th>Level</th> <th>Line</th> <th>Margin</th> <th>Level</th> <th>Factor</th> <th>Loss</th> <th>Factor</th> <th>Factor</th> </tr> <tr> <th>MHz</th> <th>dBuV/m</th> <th>dBuV/m</th> <th>dB</th> <th>dBuV</th> <th>dB/m</th> <th>dB</th> <th>dB</th> <th>cm</th> <th>deg</th> </tr> </thead> <tbody> <tr> <td>1</td> <td>2389.63</td> <td>52.54</td> <td>-1.46</td> <td>42.70</td> <td>32.44</td> <td>7.11</td> <td>35.71</td> <td>6.00</td> <td>100</td> <td>179 AVERAGE</td> </tr> </tbody> </table>	Limit	Read	Ant	Cable	Preamp	Aux	APos	TPos	Remark	Freq	Level	Line	Margin	Level	Factor	Loss	Factor	Factor	MHz	dBuV/m	dBuV/m	dB	dBuV	dB/m	dB	dB	cm	deg	1	2389.63	52.54	-1.46	42.70	32.44	7.11	35.71	6.00	100	179 AVERAGE	 <p>Level (dBuV/m)</p> <p>Frequency (MHz)</p> <table border="1"> <thead> <tr> <th>Limit</th> <th>Read</th> <th>Ant</th> <th>Cable</th> <th>Preamp</th> <th>Aux</th> <th>APos</th> <th>TPos</th> <th>Remark</th> </tr> <tr> <th>Freq</th> <th>Level</th> <th>Line</th> <th>Margin</th> <th>Level</th> <th>Factor</th> <th>Loss</th> <th>Factor</th> <th>Factor</th> </tr> <tr> <th>MHz</th> <th>dBuV/m</th> <th>dBuV/m</th> <th>dB</th> <th>dBuV</th> <th>dB/m</th> <th>dB</th> <th>dB</th> <th>cm</th> <th>deg</th> </tr> </thead> <tbody> <tr> <td>1</td> <td>2412.00</td> <td>105.75</td> <td>54.00</td> <td>51.75</td> <td>95.82</td> <td>32.48</td> <td>7.16</td> <td>35.71</td> <td>6.00</td> <td>100</td> <td>179 AVERAGE</td> </tr> </tbody> </table>	Limit	Read	Ant	Cable	Preamp	Aux	APos	TPos	Remark	Freq	Level	Line	Margin	Level	Factor	Loss	Factor	Factor	MHz	dBuV/m	dBuV/m	dB	dBuV	dB/m	dB	dB	cm	deg	1	2412.00	105.75	54.00	51.75	95.82	32.48	7.16	35.71	6.00	100	179 AVERAGE
	Limit	Read	Ant	Cable	Preamp	Aux	APos	TPos	Remark																																																																								
Freq	Level	Line	Margin	Level	Factor	Loss	Factor	Factor																																																																									
MHz	dBuV/m	dBuV/m	dB	dBuV	dB/m	dB	dB	cm	deg																																																																								
1	2389.63	52.54	-1.46	42.70	32.44	7.11	35.71	6.00	100	179 AVERAGE																																																																							
Limit	Read	Ant	Cable	Preamp	Aux	APos	TPos	Remark																																																																									
Freq	Level	Line	Margin	Level	Factor	Loss	Factor	Factor																																																																									
MHz	dBuV/m	dBuV/m	dB	dBuV	dB/m	dB	dB	cm	deg																																																																								
1	2412.00	105.75	54.00	51.75	95.82	32.48	7.16	35.71	6.00	100	179 AVERAGE																																																																						

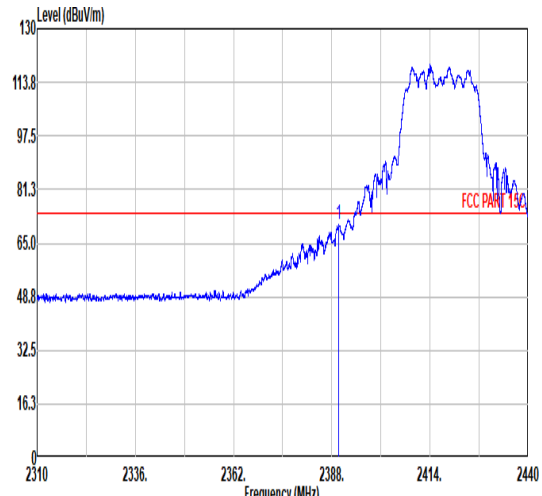
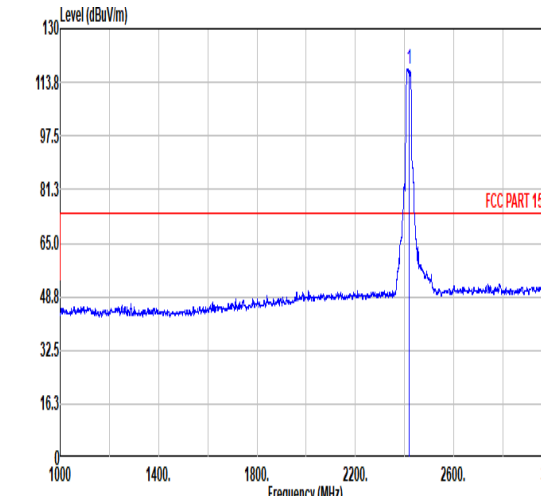
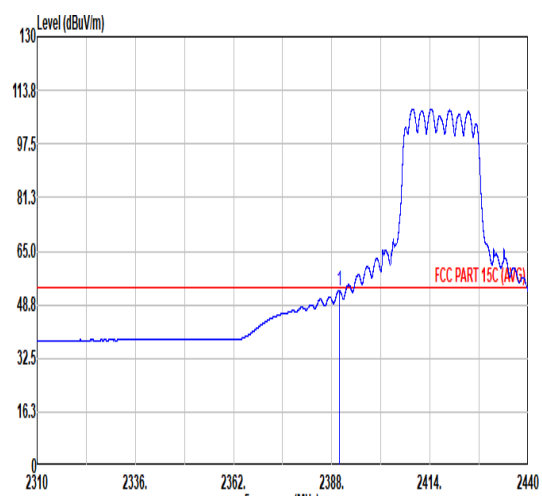
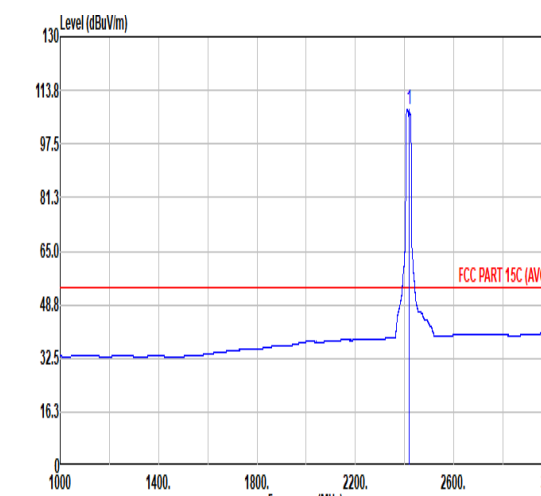


Mode	16																																																																																			
	Band Edge																																																																																			
	2400-2483.5_802.11ax HE20_CH01_2412MHz																																																																																			
ANT	CDD 1S3T																																																																																			
Pol.	Vertical	Fundamental																																																																																		
Peak	<table border="1"> <thead> <tr> <th>Limit</th> <th>Read</th> <th>Ant</th> <th>Cable</th> <th>Preamp</th> <th>Aux</th> <th>APos</th> <th>TPos</th> <th>Remark</th> </tr> <tr> <th>Freq</th> <th>Level</th> <th>Line</th> <th>Margin</th> <th>Level</th> <th>Factor</th> <th>Loss</th> <th>Factor</th> <th>Factor</th> </tr> <tr> <th>MHz</th> <th>dBuV/m</th> <th>dBuV/m</th> <th>dB</th> <th>dBuV</th> <th>dB/m</th> <th>dB</th> <th>dB</th> <th>cm</th> <th>deg</th> </tr> </thead> <tbody> <tr> <td>1</td> <td>2387.68</td> <td>69.97</td> <td>74.00</td> <td>-4.03</td> <td>60.13</td> <td>32.44</td> <td>7.11</td> <td>35.71</td> <td>6.00</td> <td>100</td> <td>267</td> <td>PEAK</td> </tr> </tbody> </table>	Limit	Read	Ant	Cable	Preamp	Aux	APos	TPos	Remark	Freq	Level	Line	Margin	Level	Factor	Loss	Factor	Factor	MHz	dBuV/m	dBuV/m	dB	dBuV	dB/m	dB	dB	cm	deg	1	2387.68	69.97	74.00	-4.03	60.13	32.44	7.11	35.71	6.00	100	267	PEAK	<table border="1"> <thead> <tr> <th>Limit</th> <th>Read</th> <th>Ant</th> <th>Cable</th> <th>Preamp</th> <th>Aux</th> <th>APos</th> <th>TPos</th> <th>Remark</th> </tr> <tr> <th>Freq</th> <th>Level</th> <th>Line</th> <th>Margin</th> <th>Level</th> <th>Factor</th> <th>Loss</th> <th>Factor</th> <th>Factor</th> </tr> <tr> <th>MHz</th> <th>dBuV/m</th> <th>dBuV/m</th> <th>dB</th> <th>dBuV</th> <th>dB/m</th> <th>dB</th> <th>dB</th> <th>cm</th> <th>deg</th> </tr> </thead> <tbody> <tr> <td>1</td> <td>2412.00</td> <td>115.55</td> <td>74.00</td> <td>41.55</td> <td>105.63</td> <td>32.48</td> <td>7.15</td> <td>35.71</td> <td>6.00</td> <td>100</td> <td>267</td> <td>PEAK</td> </tr> </tbody> </table>	Limit	Read	Ant	Cable	Preamp	Aux	APos	TPos	Remark	Freq	Level	Line	Margin	Level	Factor	Loss	Factor	Factor	MHz	dBuV/m	dBuV/m	dB	dBuV	dB/m	dB	dB	cm	deg	1	2412.00	115.55	74.00	41.55	105.63	32.48	7.15	35.71	6.00	100	267	PEAK
	Limit	Read	Ant	Cable	Preamp	Aux	APos	TPos	Remark																																																																											
Freq	Level	Line	Margin	Level	Factor	Loss	Factor	Factor																																																																												
MHz	dBuV/m	dBuV/m	dB	dBuV	dB/m	dB	dB	cm	deg																																																																											
1	2387.68	69.97	74.00	-4.03	60.13	32.44	7.11	35.71	6.00	100	267	PEAK																																																																								
Limit	Read	Ant	Cable	Preamp	Aux	APos	TPos	Remark																																																																												
Freq	Level	Line	Margin	Level	Factor	Loss	Factor	Factor																																																																												
MHz	dBuV/m	dBuV/m	dB	dBuV	dB/m	dB	dB	cm	deg																																																																											
1	2412.00	115.55	74.00	41.55	105.63	32.48	7.15	35.71	6.00	100	267	PEAK																																																																								
Avg	<table border="1"> <thead> <tr> <th>Limit</th> <th>Read</th> <th>Ant</th> <th>Cable</th> <th>Preamp</th> <th>Aux</th> <th>APos</th> <th>TPos</th> <th>Remark</th> </tr> <tr> <th>Freq</th> <th>Level</th> <th>Line</th> <th>Margin</th> <th>Level</th> <th>Factor</th> <th>Loss</th> <th>Factor</th> <th>Factor</th> </tr> <tr> <th>MHz</th> <th>dBuV/m</th> <th>dBuV/m</th> <th>dB</th> <th>dBuV</th> <th>dB/m</th> <th>dB</th> <th>dB</th> <th>cm</th> <th>deg</th> </tr> </thead> <tbody> <tr> <td>1</td> <td>2387.68</td> <td>49.14</td> <td>54.00</td> <td>-4.86</td> <td>39.30</td> <td>32.44</td> <td>7.11</td> <td>35.71</td> <td>6.00</td> <td>100</td> <td>267</td> <td>AVERAGE</td> </tr> </tbody> </table>	Limit	Read	Ant	Cable	Preamp	Aux	APos	TPos	Remark	Freq	Level	Line	Margin	Level	Factor	Loss	Factor	Factor	MHz	dBuV/m	dBuV/m	dB	dBuV	dB/m	dB	dB	cm	deg	1	2387.68	49.14	54.00	-4.86	39.30	32.44	7.11	35.71	6.00	100	267	AVERAGE	<table border="1"> <thead> <tr> <th>Limit</th> <th>Read</th> <th>Ant</th> <th>Cable</th> <th>Preamp</th> <th>Aux</th> <th>APos</th> <th>TPos</th> <th>Remark</th> </tr> <tr> <th>Freq</th> <th>Level</th> <th>Line</th> <th>Margin</th> <th>Level</th> <th>Factor</th> <th>Loss</th> <th>Factor</th> <th>Factor</th> </tr> <tr> <th>MHz</th> <th>dBuV/m</th> <th>dBuV/m</th> <th>dB</th> <th>dBuV</th> <th>dB/m</th> <th>dB</th> <th>dB</th> <th>cm</th> <th>deg</th> </tr> </thead> <tbody> <tr> <td>1</td> <td>2412.00</td> <td>106.12</td> <td>54.00</td> <td>52.12</td> <td>96.22</td> <td>32.47</td> <td>7.14</td> <td>35.71</td> <td>6.00</td> <td>100</td> <td>267</td> <td>AVERAGE</td> </tr> </tbody> </table>	Limit	Read	Ant	Cable	Preamp	Aux	APos	TPos	Remark	Freq	Level	Line	Margin	Level	Factor	Loss	Factor	Factor	MHz	dBuV/m	dBuV/m	dB	dBuV	dB/m	dB	dB	cm	deg	1	2412.00	106.12	54.00	52.12	96.22	32.47	7.14	35.71	6.00	100	267	AVERAGE
Limit	Read	Ant	Cable	Preamp	Aux	APos	TPos	Remark																																																																												
Freq	Level	Line	Margin	Level	Factor	Loss	Factor	Factor																																																																												
MHz	dBuV/m	dBuV/m	dB	dBuV	dB/m	dB	dB	cm	deg																																																																											
1	2387.68	49.14	54.00	-4.86	39.30	32.44	7.11	35.71	6.00	100	267	AVERAGE																																																																								
Limit	Read	Ant	Cable	Preamp	Aux	APos	TPos	Remark																																																																												
Freq	Level	Line	Margin	Level	Factor	Loss	Factor	Factor																																																																												
MHz	dBuV/m	dBuV/m	dB	dBuV	dB/m	dB	dB	cm	deg																																																																											
1	2412.00	106.12	54.00	52.12	96.22	32.47	7.14	35.71	6.00	100	267	AVERAGE																																																																								

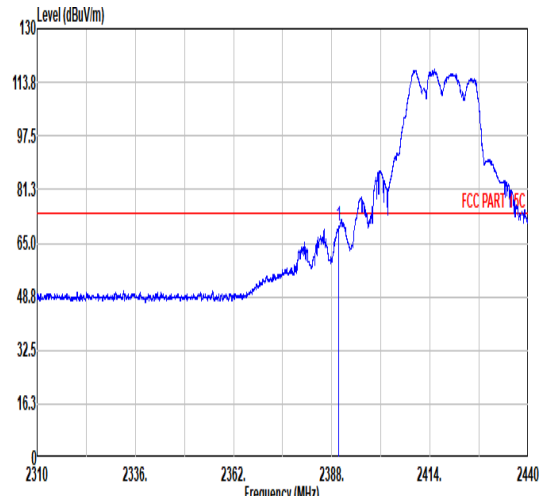
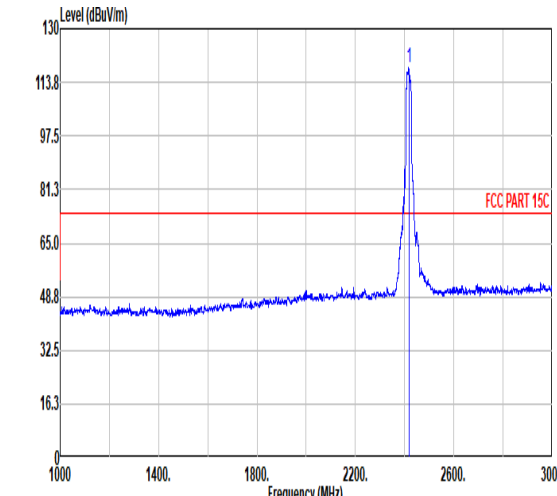
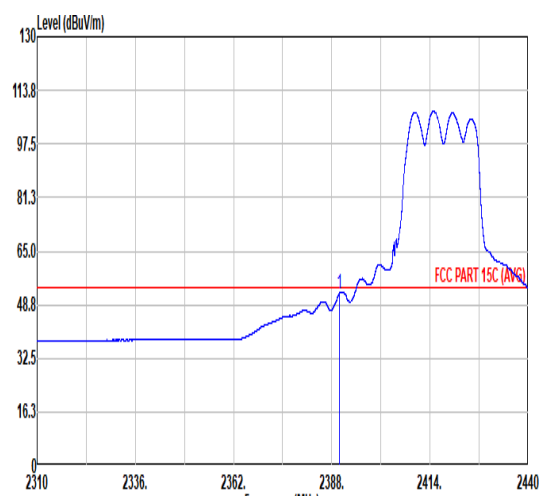
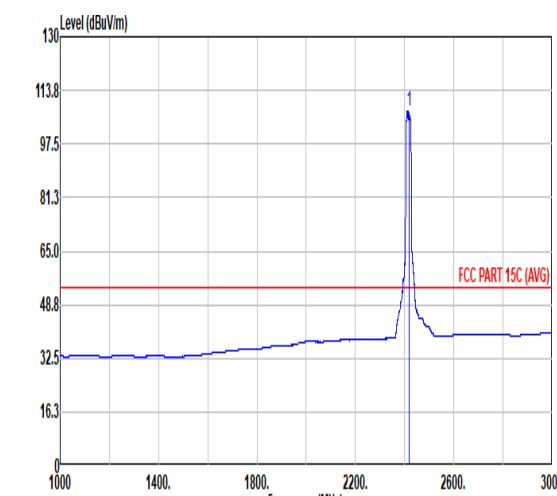


Mode	16																																																																																																													
	Harmonic																																																																																																													
	2400-2483.5_802.11ax HE20_CH01_2412MHz																																																																																																													
ANT	CDD 1S3T																																																																																																													
Pol.	Horizontal	Vertical																																																																																																												
Peak Avg	<table border="1"> <thead> <tr> <th>Limit</th> <th>Read</th> <th>Ant</th> <th>Cable</th> <th>Preamp</th> <th>Aux</th> <th>APos</th> <th>TPos</th> <th>Remark</th> </tr> <tr> <th>Freq</th> <th>Level</th> <th>Line</th> <th>Margin</th> <th>Level</th> <th>Factor</th> <th>Loss</th> <th>Factor</th> <th>Factor</th> </tr> <tr> <th>MHz</th> <th>dBuV/m</th> <th>dBuV/m</th> <th>dB</th> <th>dBuV</th> <th>dB/m</th> <th>dB</th> <th>dB</th> <th>cm</th> <th>deg</th> </tr> </thead> <tbody> <tr> <td>1</td> <td>4000.00</td> <td>49.79</td> <td>74.00</td> <td>-24.21</td> <td>70.05</td> <td>33.90</td> <td>9.52</td> <td>63.68</td> <td>0.00</td> <td>300</td> <td>38</td> <td>Peak</td> </tr> <tr> <td>2</td> <td>4824.00</td> <td>42.18</td> <td>74.00</td> <td>-31.82</td> <td>60.71</td> <td>34.63</td> <td>10.32</td> <td>63.48</td> <td>0.00</td> <td>---</td> <td>---</td> <td>PEAK</td> </tr> </tbody> </table>	Limit	Read	Ant	Cable	Preamp	Aux	APos	TPos	Remark	Freq	Level	Line	Margin	Level	Factor	Loss	Factor	Factor	MHz	dBuV/m	dBuV/m	dB	dBuV	dB/m	dB	dB	cm	deg	1	4000.00	49.79	74.00	-24.21	70.05	33.90	9.52	63.68	0.00	300	38	Peak	2	4824.00	42.18	74.00	-31.82	60.71	34.63	10.32	63.48	0.00	---	---	PEAK	<table border="1"> <thead> <tr> <th>Limit</th> <th>Read</th> <th>Ant</th> <th>Cable</th> <th>Preamp</th> <th>Aux</th> <th>APos</th> <th>TPos</th> <th>Remark</th> </tr> <tr> <th>Freq</th> <th>Level</th> <th>Line</th> <th>Margin</th> <th>Level</th> <th>Factor</th> <th>Loss</th> <th>Factor</th> <th>Factor</th> </tr> <tr> <th>MHz</th> <th>dBuV/m</th> <th>dBuV/m</th> <th>dB</th> <th>dBuV</th> <th>dB/m</th> <th>dB</th> <th>dB</th> <th>cm</th> <th>deg</th> </tr> </thead> <tbody> <tr> <td>1</td> <td>4000.00</td> <td>51.00</td> <td>74.00</td> <td>-23.00</td> <td>71.26</td> <td>33.90</td> <td>9.52</td> <td>63.68</td> <td>0.00</td> <td>300</td> <td>141</td> <td>Peak</td> </tr> <tr> <td>2</td> <td>4824.00</td> <td>41.33</td> <td>74.00</td> <td>-32.67</td> <td>59.06</td> <td>34.63</td> <td>10.32</td> <td>63.48</td> <td>0.00</td> <td>---</td> <td>---</td> <td>PEAK</td> </tr> </tbody> </table>	Limit	Read	Ant	Cable	Preamp	Aux	APos	TPos	Remark	Freq	Level	Line	Margin	Level	Factor	Loss	Factor	Factor	MHz	dBuV/m	dBuV/m	dB	dBuV	dB/m	dB	dB	cm	deg	1	4000.00	51.00	74.00	-23.00	71.26	33.90	9.52	63.68	0.00	300	141	Peak	2	4824.00	41.33	74.00	-32.67	59.06	34.63	10.32	63.48	0.00	---	---	PEAK
	Limit	Read	Ant	Cable	Preamp	Aux	APos	TPos	Remark																																																																																																					
Freq	Level	Line	Margin	Level	Factor	Loss	Factor	Factor																																																																																																						
MHz	dBuV/m	dBuV/m	dB	dBuV	dB/m	dB	dB	cm	deg																																																																																																					
1	4000.00	49.79	74.00	-24.21	70.05	33.90	9.52	63.68	0.00	300	38	Peak																																																																																																		
2	4824.00	42.18	74.00	-31.82	60.71	34.63	10.32	63.48	0.00	---	---	PEAK																																																																																																		
Limit	Read	Ant	Cable	Preamp	Aux	APos	TPos	Remark																																																																																																						
Freq	Level	Line	Margin	Level	Factor	Loss	Factor	Factor																																																																																																						
MHz	dBuV/m	dBuV/m	dB	dBuV	dB/m	dB	dB	cm	deg																																																																																																					
1	4000.00	51.00	74.00	-23.00	71.26	33.90	9.52	63.68	0.00	300	141	Peak																																																																																																		
2	4824.00	41.33	74.00	-32.67	59.06	34.63	10.32	63.48	0.00	---	---	PEAK																																																																																																		

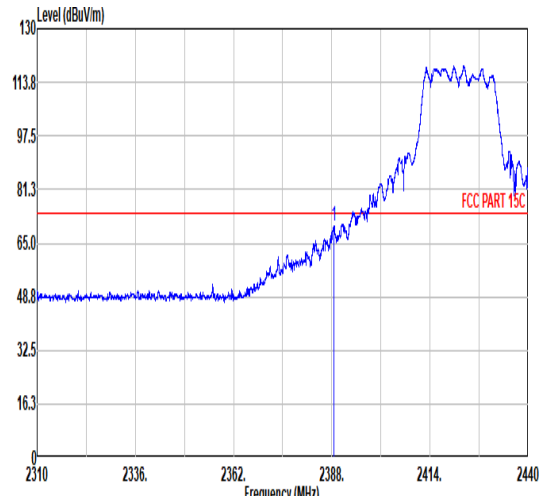
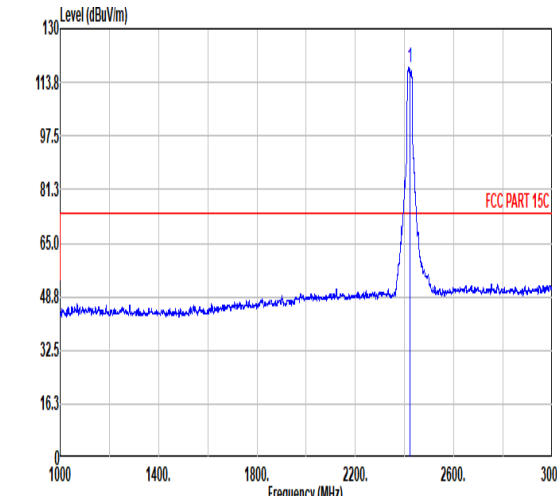
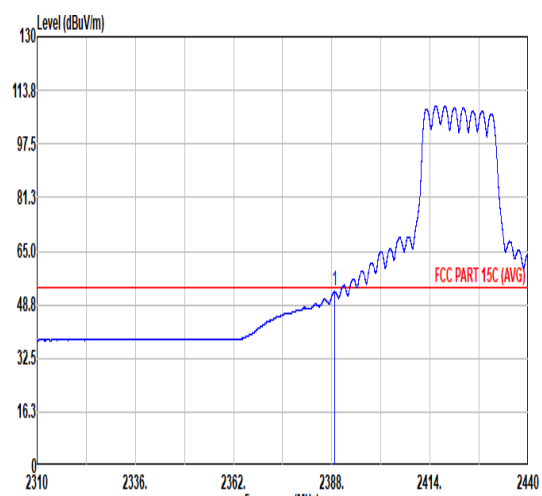
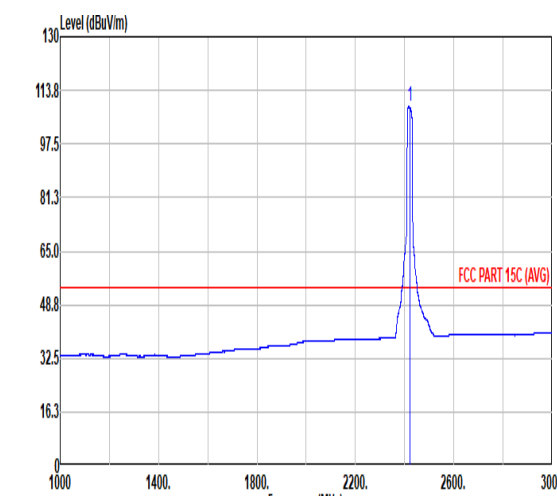


		17																																																																																		
Mode	Band Edge																																																																																			
	2400-2483.5_802.11ax HE20_CH02_2417MHz																																																																																			
ANT	CDD 1S3T																																																																																			
Pol.	Horizontal	Fundamental																																																																																		
Peak	 <p>Level (dBuV/m)</p> <p>130</p> <p>113.8</p> <p>97.5</p> <p>81.3</p> <p>65.0</p> <p>48.8</p> <p>32.5</p> <p>16.3</p> <p>0</p> <p>2310</p> <p>2336.</p> <p>2362.</p> <p>2388.</p> <p>2414.</p> <p>2440</p> <p>Frequency (MHz)</p> <p>FCC PART 15C</p> <table border="1"> <thead> <tr> <th>Limit</th> <th>Read</th> <th>Ant</th> <th>Cable</th> <th>Preamp</th> <th>Aux</th> <th>APos</th> <th>TPos</th> <th>Remark</th> </tr> <tr> <th>Freq</th> <th>Level</th> <th>Line Margin</th> <th>Level Factor</th> <th>Loss Factor</th> <th>Factor</th> <th></th> <th></th> <th></th> </tr> <tr> <th>MHz</th> <th>dBuV/m</th> <th>dBuV/m</th> <th>dB</th> <th>dBuV</th> <th>dB/m</th> <th>dB</th> <th>dB</th> <th>cm</th> <th>deg</th> </tr> </thead> <tbody> <tr> <td>1</td> <td>2389.76</td> <td>70.67</td> <td>74.00</td> <td>-3.33</td> <td>60.83</td> <td>32.44</td> <td>7.11</td> <td>35.71</td> <td>6.00</td> <td>103</td> <td>178</td> <td>PEAK</td> </tr> </tbody> </table>	Limit	Read	Ant	Cable	Preamp	Aux	APos	TPos	Remark	Freq	Level	Line Margin	Level Factor	Loss Factor	Factor				MHz	dBuV/m	dBuV/m	dB	dBuV	dB/m	dB	dB	cm	deg	1	2389.76	70.67	74.00	-3.33	60.83	32.44	7.11	35.71	6.00	103	178	PEAK	 <p>Level (dBuV/m)</p> <p>130</p> <p>113.8</p> <p>97.5</p> <p>81.3</p> <p>65.0</p> <p>48.8</p> <p>32.5</p> <p>16.3</p> <p>0</p> <p>1000</p> <p>1400.</p> <p>1800.</p> <p>2200.</p> <p>2600.</p> <p>3000</p> <p>Frequency (MHz)</p> <p>FCC PART 15C</p> <table border="1"> <thead> <tr> <th>Limit</th> <th>Read</th> <th>Ant</th> <th>Cable</th> <th>Preamp</th> <th>Aux</th> <th>APos</th> <th>TPos</th> <th>Remark</th> </tr> <tr> <th>Freq</th> <th>Level</th> <th>Line Margin</th> <th>Level Factor</th> <th>Loss Factor</th> <th>Factor</th> <th></th> <th></th> <th></th> </tr> <tr> <th>MHz</th> <th>dBuV/m</th> <th>dBuV/m</th> <th>dB</th> <th>dBuV</th> <th>dB/m</th> <th>dB</th> <th>dB</th> <th>cm</th> <th>deg</th> </tr> </thead> <tbody> <tr> <td>1</td> <td>2417.00</td> <td>117.87</td> <td>-----</td> <td>-----</td> <td>107.95</td> <td>32.48</td> <td>7.15</td> <td>35.71</td> <td>6.00</td> <td>103</td> <td>178</td> <td>PEAK</td> </tr> </tbody> </table>	Limit	Read	Ant	Cable	Preamp	Aux	APos	TPos	Remark	Freq	Level	Line Margin	Level Factor	Loss Factor	Factor				MHz	dBuV/m	dBuV/m	dB	dBuV	dB/m	dB	dB	cm	deg	1	2417.00	117.87	-----	-----	107.95	32.48	7.15	35.71	6.00	103	178	PEAK
	Limit	Read	Ant	Cable	Preamp	Aux	APos	TPos	Remark																																																																											
Freq	Level	Line Margin	Level Factor	Loss Factor	Factor																																																																															
MHz	dBuV/m	dBuV/m	dB	dBuV	dB/m	dB	dB	cm	deg																																																																											
1	2389.76	70.67	74.00	-3.33	60.83	32.44	7.11	35.71	6.00	103	178	PEAK																																																																								
Limit	Read	Ant	Cable	Preamp	Aux	APos	TPos	Remark																																																																												
Freq	Level	Line Margin	Level Factor	Loss Factor	Factor																																																																															
MHz	dBuV/m	dBuV/m	dB	dBuV	dB/m	dB	dB	cm	deg																																																																											
1	2417.00	117.87	-----	-----	107.95	32.48	7.15	35.71	6.00	103	178	PEAK																																																																								
Avg	 <p>Level (dBuV/m)</p> <p>130</p> <p>113.8</p> <p>97.5</p> <p>81.3</p> <p>65.0</p> <p>48.8</p> <p>32.5</p> <p>16.3</p> <p>0</p> <p>2310</p> <p>2336.</p> <p>2362.</p> <p>2388.</p> <p>2414.</p> <p>2440</p> <p>Frequency (MHz)</p> <p>FCC PART 15C (AVG)</p> <table border="1"> <thead> <tr> <th>Limit</th> <th>Read</th> <th>Ant</th> <th>Cable</th> <th>Preamp</th> <th>Aux</th> <th>APos</th> <th>TPos</th> <th>Remark</th> </tr> <tr> <th>Freq</th> <th>Level</th> <th>Line Margin</th> <th>Level Factor</th> <th>Loss Factor</th> <th>Factor</th> <th></th> <th></th> <th></th> </tr> <tr> <th>MHz</th> <th>dBuV/m</th> <th>dBuV/m</th> <th>dB</th> <th>dBuV</th> <th>dB/m</th> <th>dB</th> <th>dB</th> <th>cm</th> <th>deg</th> </tr> </thead> <tbody> <tr> <td>1</td> <td>2389.98</td> <td>53.08</td> <td>54.00</td> <td>-0.92</td> <td>43.24</td> <td>32.44</td> <td>7.11</td> <td>35.71</td> <td>6.00</td> <td>103</td> <td>178</td> <td>AVERAGE</td> </tr> </tbody> </table>	Limit	Read	Ant	Cable	Preamp	Aux	APos	TPos	Remark	Freq	Level	Line Margin	Level Factor	Loss Factor	Factor				MHz	dBuV/m	dBuV/m	dB	dBuV	dB/m	dB	dB	cm	deg	1	2389.98	53.08	54.00	-0.92	43.24	32.44	7.11	35.71	6.00	103	178	AVERAGE	 <p>Level (dBuV/m)</p> <p>130</p> <p>113.8</p> <p>97.5</p> <p>81.3</p> <p>65.0</p> <p>48.8</p> <p>32.5</p> <p>16.3</p> <p>0</p> <p>1000</p> <p>1400.</p> <p>1800.</p> <p>2200.</p> <p>2600.</p> <p>3000</p> <p>Frequency (MHz)</p> <p>FCC PART 15C (AVG)</p> <table border="1"> <thead> <tr> <th>Limit</th> <th>Read</th> <th>Ant</th> <th>Cable</th> <th>Preamp</th> <th>Aux</th> <th>APos</th> <th>TPos</th> <th>Remark</th> </tr> <tr> <th>Freq</th> <th>Level</th> <th>Line Margin</th> <th>Level Factor</th> <th>Loss Factor</th> <th>Factor</th> <th></th> <th></th> <th></th> </tr> <tr> <th>MHz</th> <th>dBuV/m</th> <th>dBuV/m</th> <th>dB</th> <th>dBuV</th> <th>dB/m</th> <th>dB</th> <th>dB</th> <th>cm</th> <th>deg</th> </tr> </thead> <tbody> <tr> <td>1</td> <td>2417.00</td> <td>107.95</td> <td>-----</td> <td>-----</td> <td>98.04</td> <td>32.47</td> <td>7.15</td> <td>35.71</td> <td>6.00</td> <td>103</td> <td>178</td> <td>AVERAGE</td> </tr> </tbody> </table>	Limit	Read	Ant	Cable	Preamp	Aux	APos	TPos	Remark	Freq	Level	Line Margin	Level Factor	Loss Factor	Factor				MHz	dBuV/m	dBuV/m	dB	dBuV	dB/m	dB	dB	cm	deg	1	2417.00	107.95	-----	-----	98.04	32.47	7.15	35.71	6.00	103	178	AVERAGE
	Limit	Read	Ant	Cable	Preamp	Aux	APos	TPos	Remark																																																																											
Freq	Level	Line Margin	Level Factor	Loss Factor	Factor																																																																															
MHz	dBuV/m	dBuV/m	dB	dBuV	dB/m	dB	dB	cm	deg																																																																											
1	2389.98	53.08	54.00	-0.92	43.24	32.44	7.11	35.71	6.00	103	178	AVERAGE																																																																								
Limit	Read	Ant	Cable	Preamp	Aux	APos	TPos	Remark																																																																												
Freq	Level	Line Margin	Level Factor	Loss Factor	Factor																																																																															
MHz	dBuV/m	dBuV/m	dB	dBuV	dB/m	dB	dB	cm	deg																																																																											
1	2417.00	107.95	-----	-----	98.04	32.47	7.15	35.71	6.00	103	178	AVERAGE																																																																								



		17																																																																																		
Mode	Band Edge																																																																																			
	2400-2483.5_802.11ax HE20_CH02_2417MHz																																																																																			
ANT	CDD 1S3T																																																																																			
Pol.	Vertical	Fundamental																																																																																		
Peak	 <p>Level (dBuV/m)</p> <p>Frequency (MHz)</p> <p>FCC PART 15C</p> <table border="1"> <thead> <tr> <th>Limit</th> <th>Read</th> <th>Ant</th> <th>Cable</th> <th>Preamp</th> <th>Aux</th> <th>APos</th> <th>TPos</th> <th>Remark</th> </tr> <tr> <th>Freq</th> <th>Level</th> <th>Line Margin</th> <th>Level Factor</th> <th>Loss Factor</th> <th>Factor</th> <th></th> <th></th> <th></th> </tr> <tr> <th>MHz</th> <th>dBuV/m</th> <th>dBuV/m</th> <th>dB</th> <th>dBuV</th> <th>dB/m</th> <th>dB</th> <th>dB</th> <th>cm</th> <th>deg</th> </tr> </thead> <tbody> <tr> <td>1</td> <td>2389.89</td> <td>69.94</td> <td>74.00</td> <td>-4.06</td> <td>60.10</td> <td>32.44</td> <td>7.11</td> <td>35.71</td> <td>6.00</td> <td>104</td> <td>263</td> <td>PEAK</td> </tr> </tbody> </table>	Limit	Read	Ant	Cable	Preamp	Aux	APos	TPos	Remark	Freq	Level	Line Margin	Level Factor	Loss Factor	Factor				MHz	dBuV/m	dBuV/m	dB	dBuV	dB/m	dB	dB	cm	deg	1	2389.89	69.94	74.00	-4.06	60.10	32.44	7.11	35.71	6.00	104	263	PEAK	 <p>Level (dBuV/m)</p> <p>Frequency (MHz)</p> <p>FCC PART 15C</p> <table border="1"> <thead> <tr> <th>Limit</th> <th>Read</th> <th>Ant</th> <th>Cable</th> <th>Preamp</th> <th>Aux</th> <th>APos</th> <th>TPos</th> <th>Remark</th> </tr> <tr> <th>Freq</th> <th>Level</th> <th>Line Margin</th> <th>Level Factor</th> <th>Loss Factor</th> <th>Factor</th> <th></th> <th></th> <th></th> </tr> <tr> <th>MHz</th> <th>dBuV/m</th> <th>dBuV/m</th> <th>dB</th> <th>dBuV</th> <th>dB/m</th> <th>dB</th> <th>dB</th> <th>cm</th> <th>deg</th> </tr> </thead> <tbody> <tr> <td>1</td> <td>2417.00</td> <td>118.20</td> <td>-----</td> <td>-----</td> <td>108.27</td> <td>32.48</td> <td>7.16</td> <td>35.71</td> <td>6.00</td> <td>104</td> <td>263</td> <td>PEAK</td> </tr> </tbody> </table>	Limit	Read	Ant	Cable	Preamp	Aux	APos	TPos	Remark	Freq	Level	Line Margin	Level Factor	Loss Factor	Factor				MHz	dBuV/m	dBuV/m	dB	dBuV	dB/m	dB	dB	cm	deg	1	2417.00	118.20	-----	-----	108.27	32.48	7.16	35.71	6.00	104	263	PEAK
	Limit	Read	Ant	Cable	Preamp	Aux	APos	TPos	Remark																																																																											
Freq	Level	Line Margin	Level Factor	Loss Factor	Factor																																																																															
MHz	dBuV/m	dBuV/m	dB	dBuV	dB/m	dB	dB	cm	deg																																																																											
1	2389.89	69.94	74.00	-4.06	60.10	32.44	7.11	35.71	6.00	104	263	PEAK																																																																								
Limit	Read	Ant	Cable	Preamp	Aux	APos	TPos	Remark																																																																												
Freq	Level	Line Margin	Level Factor	Loss Factor	Factor																																																																															
MHz	dBuV/m	dBuV/m	dB	dBuV	dB/m	dB	dB	cm	deg																																																																											
1	2417.00	118.20	-----	-----	108.27	32.48	7.16	35.71	6.00	104	263	PEAK																																																																								
Avg	 <p>Level (dBuV/m)</p> <p>Frequency (MHz)</p> <p>FCC PART 15C (AVG)</p> <table border="1"> <thead> <tr> <th>Limit</th> <th>Read</th> <th>Ant</th> <th>Cable</th> <th>Preamp</th> <th>Aux</th> <th>APos</th> <th>TPos</th> <th>Remark</th> </tr> <tr> <th>Freq</th> <th>Level</th> <th>Line Margin</th> <th>Level Factor</th> <th>Loss Factor</th> <th>Factor</th> <th></th> <th></th> <th></th> </tr> <tr> <th>MHz</th> <th>dBuV/m</th> <th>dBuV/m</th> <th>dB</th> <th>dBuV</th> <th>dB/m</th> <th>dB</th> <th>dB</th> <th>cm</th> <th>deg</th> </tr> </thead> <tbody> <tr> <td>1</td> <td>2389.99</td> <td>52.00</td> <td>54.00</td> <td>-1.92</td> <td>42.24</td> <td>32.44</td> <td>7.11</td> <td>35.71</td> <td>6.00</td> <td>104</td> <td>263</td> <td>AVERAGE</td> </tr> </tbody> </table>	Limit	Read	Ant	Cable	Preamp	Aux	APos	TPos	Remark	Freq	Level	Line Margin	Level Factor	Loss Factor	Factor				MHz	dBuV/m	dBuV/m	dB	dBuV	dB/m	dB	dB	cm	deg	1	2389.99	52.00	54.00	-1.92	42.24	32.44	7.11	35.71	6.00	104	263	AVERAGE	 <p>Level (dBuV/m)</p> <p>Frequency (MHz)</p> <p>FCC PART 15C (AVG)</p> <table border="1"> <thead> <tr> <th>Limit</th> <th>Read</th> <th>Ant</th> <th>Cable</th> <th>Preamp</th> <th>Aux</th> <th>APos</th> <th>TPos</th> <th>Remark</th> </tr> <tr> <th>Freq</th> <th>Level</th> <th>Line Margin</th> <th>Level Factor</th> <th>Loss Factor</th> <th>Factor</th> <th></th> <th></th> <th></th> </tr> <tr> <th>MHz</th> <th>dBuV/m</th> <th>dBuV/m</th> <th>dB</th> <th>dBuV</th> <th>dB/m</th> <th>dB</th> <th>dB</th> <th>cm</th> <th>deg</th> </tr> </thead> <tbody> <tr> <td>1</td> <td>2417.00</td> <td>107.42</td> <td>-----</td> <td>-----</td> <td>97.49</td> <td>32.48</td> <td>7.16</td> <td>35.71</td> <td>6.00</td> <td>104</td> <td>263</td> <td>AVERAGE</td> </tr> </tbody> </table>	Limit	Read	Ant	Cable	Preamp	Aux	APos	TPos	Remark	Freq	Level	Line Margin	Level Factor	Loss Factor	Factor				MHz	dBuV/m	dBuV/m	dB	dBuV	dB/m	dB	dB	cm	deg	1	2417.00	107.42	-----	-----	97.49	32.48	7.16	35.71	6.00	104	263	AVERAGE
	Limit	Read	Ant	Cable	Preamp	Aux	APos	TPos	Remark																																																																											
Freq	Level	Line Margin	Level Factor	Loss Factor	Factor																																																																															
MHz	dBuV/m	dBuV/m	dB	dBuV	dB/m	dB	dB	cm	deg																																																																											
1	2389.99	52.00	54.00	-1.92	42.24	32.44	7.11	35.71	6.00	104	263	AVERAGE																																																																								
Limit	Read	Ant	Cable	Preamp	Aux	APos	TPos	Remark																																																																												
Freq	Level	Line Margin	Level Factor	Loss Factor	Factor																																																																															
MHz	dBuV/m	dBuV/m	dB	dBuV	dB/m	dB	dB	cm	deg																																																																											
1	2417.00	107.42	-----	-----	97.49	32.48	7.16	35.71	6.00	104	263	AVERAGE																																																																								

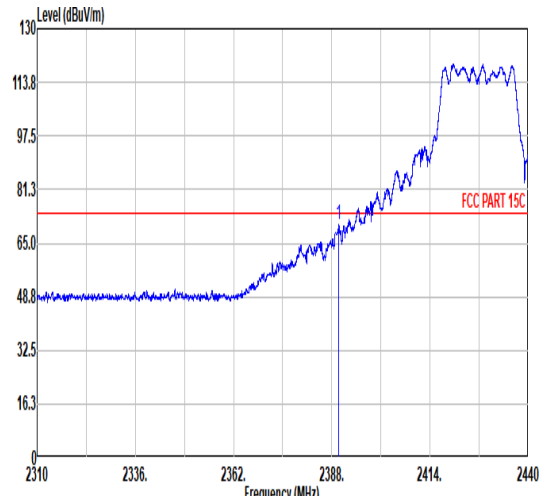
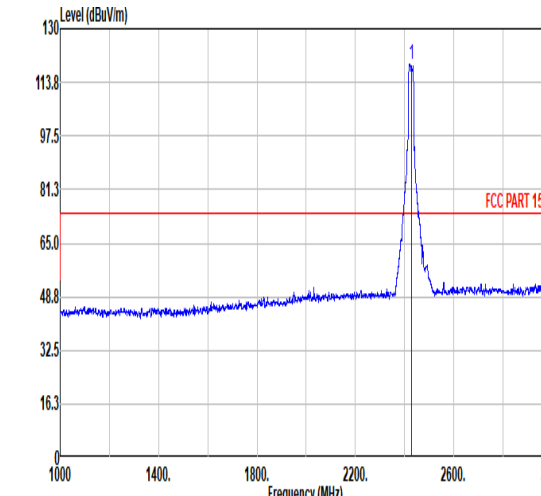
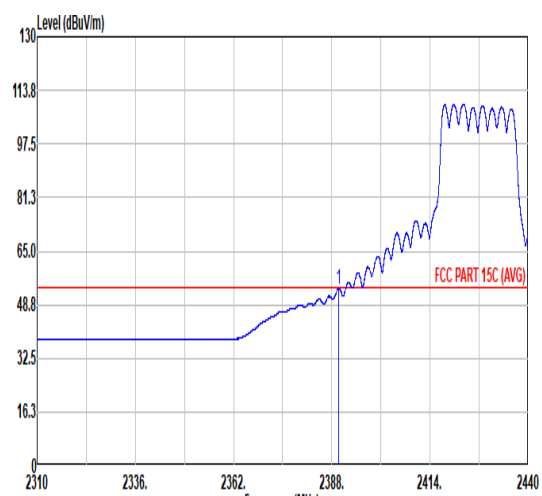
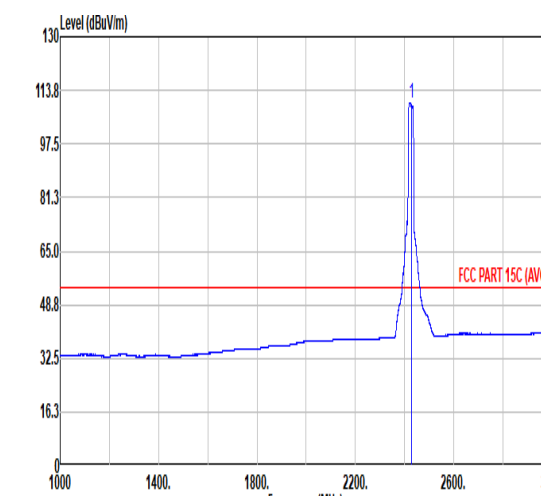


Mode	18																																																																																	
	Band Edge																																																																																	
	2400-2483.5_802.11ax HE20_CH03_2422MHz																																																																																	
ANT	CDD 1S3T																																																																																	
Pol.	Horizontal	Fundamental																																																																																
Peak	 <p>Level (dBuV/m)</p> <p>Frequency (MHz)</p> <p>FCC PART 15C</p> <table border="1"> <thead> <tr> <th>Limit</th> <th>Read</th> <th>Ant</th> <th>Cable</th> <th>Preamp</th> <th>Aux</th> <th>APos</th> <th>TPos</th> <th>Remark</th> </tr> <tr> <th>Freq</th> <th>Level</th> <th>Line Margin</th> <th>Level Factor</th> <th>Loss Factor</th> <th>Factor</th> <th></th> <th></th> <th></th> </tr> <tr> <th>MHz</th> <th>dBuV/m</th> <th>dBuV/m</th> <th>dB</th> <th>dBuV</th> <th>dB/m</th> <th>dB</th> <th>dB</th> <th>cm</th> <th>deg</th> </tr> </thead> <tbody> <tr> <td>1</td> <td>2388.59</td> <td>70.22</td> <td>74.00</td> <td>-3.78</td> <td>60.38</td> <td>32.44</td> <td>7.11</td> <td>35.71</td> <td>6.00</td> <td>188</td> <td>0 PEAK</td> </tr> </tbody> </table>	Limit	Read	Ant	Cable	Preamp	Aux	APos	TPos	Remark	Freq	Level	Line Margin	Level Factor	Loss Factor	Factor				MHz	dBuV/m	dBuV/m	dB	dBuV	dB/m	dB	dB	cm	deg	1	2388.59	70.22	74.00	-3.78	60.38	32.44	7.11	35.71	6.00	188	0 PEAK	 <p>Level (dBuV/m)</p> <p>Frequency (MHz)</p> <p>FCC PART 15C</p> <table border="1"> <thead> <tr> <th>Limit</th> <th>Read</th> <th>Ant</th> <th>Cable</th> <th>Preamp</th> <th>Aux</th> <th>APos</th> <th>TPos</th> <th>Remark</th> </tr> <tr> <th>Freq</th> <th>Level</th> <th>Line Margin</th> <th>Level Factor</th> <th>Loss Factor</th> <th>Factor</th> <th></th> <th></th> <th></th> </tr> <tr> <th>MHz</th> <th>dBuV/m</th> <th>dBuV/m</th> <th>dB</th> <th>dBuV</th> <th>dB/m</th> <th>dB</th> <th>dB</th> <th>cm</th> <th>deg</th> </tr> </thead> <tbody> <tr> <td>1</td> <td>2422.00</td> <td>118.25</td> <td>-----</td> <td>-----</td> <td>108.32</td> <td>32.48</td> <td>7.16</td> <td>35.71</td> <td>6.00</td> <td>188</td> <td>0 PEAK</td> </tr> </tbody> </table>	Limit	Read	Ant	Cable	Preamp	Aux	APos	TPos	Remark	Freq	Level	Line Margin	Level Factor	Loss Factor	Factor				MHz	dBuV/m	dBuV/m	dB	dBuV	dB/m	dB	dB	cm	deg	1	2422.00	118.25	-----	-----	108.32	32.48	7.16	35.71	6.00	188	0 PEAK
	Limit	Read	Ant	Cable	Preamp	Aux	APos	TPos	Remark																																																																									
Freq	Level	Line Margin	Level Factor	Loss Factor	Factor																																																																													
MHz	dBuV/m	dBuV/m	dB	dBuV	dB/m	dB	dB	cm	deg																																																																									
1	2388.59	70.22	74.00	-3.78	60.38	32.44	7.11	35.71	6.00	188	0 PEAK																																																																							
Limit	Read	Ant	Cable	Preamp	Aux	APos	TPos	Remark																																																																										
Freq	Level	Line Margin	Level Factor	Loss Factor	Factor																																																																													
MHz	dBuV/m	dBuV/m	dB	dBuV	dB/m	dB	dB	cm	deg																																																																									
1	2422.00	118.25	-----	-----	108.32	32.48	7.16	35.71	6.00	188	0 PEAK																																																																							
Avg	 <p>Level (dBuV/m)</p> <p>Frequency (MHz)</p> <p>FCC PART 15C (AVG)</p> <table border="1"> <thead> <tr> <th>Limit</th> <th>Read</th> <th>Ant</th> <th>Cable</th> <th>Preamp</th> <th>Aux</th> <th>APos</th> <th>TPos</th> <th>Remark</th> </tr> <tr> <th>Freq</th> <th>Level</th> <th>Line Margin</th> <th>Level Factor</th> <th>Loss Factor</th> <th>Factor</th> <th></th> <th></th> <th></th> </tr> <tr> <th>MHz</th> <th>dBuV/m</th> <th>dBuV/m</th> <th>dB</th> <th>dBuV</th> <th>dB/m</th> <th>dB</th> <th>dB</th> <th>cm</th> <th>deg</th> </tr> </thead> <tbody> <tr> <td>1</td> <td>2388.72</td> <td>52.74</td> <td>54.00</td> <td>-1.26</td> <td>42.90</td> <td>32.44</td> <td>7.11</td> <td>35.71</td> <td>6.00</td> <td>188</td> <td>0 AVERAGE</td> </tr> </tbody> </table>	Limit	Read	Ant	Cable	Preamp	Aux	APos	TPos	Remark	Freq	Level	Line Margin	Level Factor	Loss Factor	Factor				MHz	dBuV/m	dBuV/m	dB	dBuV	dB/m	dB	dB	cm	deg	1	2388.72	52.74	54.00	-1.26	42.90	32.44	7.11	35.71	6.00	188	0 AVERAGE	 <p>Level (dBuV/m)</p> <p>Frequency (MHz)</p> <p>FCC PART 15C (AVG)</p> <table border="1"> <thead> <tr> <th>Limit</th> <th>Read</th> <th>Ant</th> <th>Cable</th> <th>Preamp</th> <th>Aux</th> <th>APos</th> <th>TPos</th> <th>Remark</th> </tr> <tr> <th>Freq</th> <th>Level</th> <th>Line Margin</th> <th>Level Factor</th> <th>Loss Factor</th> <th>Factor</th> <th></th> <th></th> <th></th> </tr> <tr> <th>MHz</th> <th>dBuV/m</th> <th>dBuV/m</th> <th>dB</th> <th>dBuV</th> <th>dB/m</th> <th>dB</th> <th>dB</th> <th>cm</th> <th>deg</th> </tr> </thead> <tbody> <tr> <td>1</td> <td>2422.00</td> <td>108.97</td> <td>-----</td> <td>-----</td> <td>99.04</td> <td>32.48</td> <td>7.16</td> <td>35.71</td> <td>6.00</td> <td>188</td> <td>0 AVERAGE</td> </tr> </tbody> </table>	Limit	Read	Ant	Cable	Preamp	Aux	APos	TPos	Remark	Freq	Level	Line Margin	Level Factor	Loss Factor	Factor				MHz	dBuV/m	dBuV/m	dB	dBuV	dB/m	dB	dB	cm	deg	1	2422.00	108.97	-----	-----	99.04	32.48	7.16	35.71	6.00	188	0 AVERAGE
Limit	Read	Ant	Cable	Preamp	Aux	APos	TPos	Remark																																																																										
Freq	Level	Line Margin	Level Factor	Loss Factor	Factor																																																																													
MHz	dBuV/m	dBuV/m	dB	dBuV	dB/m	dB	dB	cm	deg																																																																									
1	2388.72	52.74	54.00	-1.26	42.90	32.44	7.11	35.71	6.00	188	0 AVERAGE																																																																							
Limit	Read	Ant	Cable	Preamp	Aux	APos	TPos	Remark																																																																										
Freq	Level	Line Margin	Level Factor	Loss Factor	Factor																																																																													
MHz	dBuV/m	dBuV/m	dB	dBuV	dB/m	dB	dB	cm	deg																																																																									
1	2422.00	108.97	-----	-----	99.04	32.48	7.16	35.71	6.00	188	0 AVERAGE																																																																							

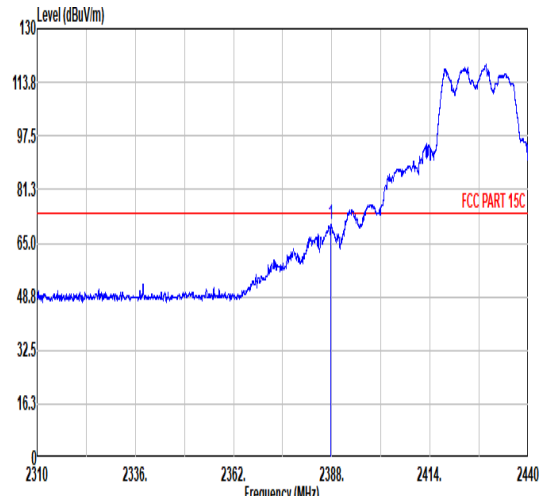
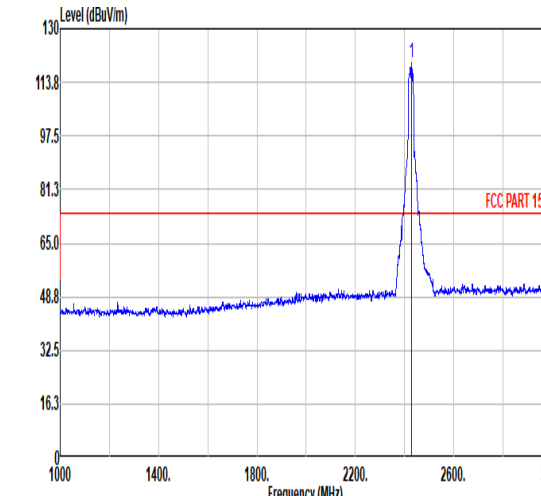
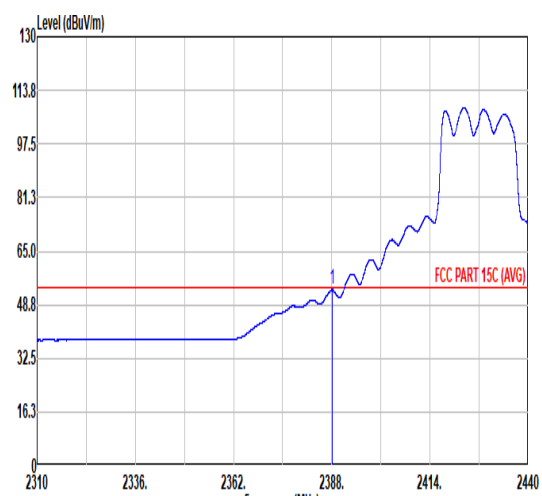
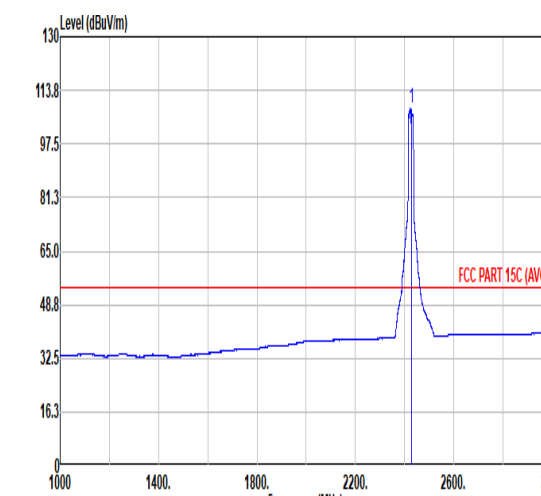


		18																																																																																		
Mode	Band Edge																																																																																			
	2400-2483.5_802.11ax HE20_CH03_2422MHz																																																																																			
ANT	CDD 1S3T																																																																																			
Pol.	Vertical	Fundamental																																																																																		
Peak	<table border="1"> <thead> <tr> <th>Limit</th> <th>Read</th> <th>Ant</th> <th>Cable</th> <th>Preamp</th> <th>Aux</th> <th>APos</th> <th>TPos</th> <th>Remark</th> </tr> <tr> <th>Freq</th> <th>Level</th> <th>Line Margin</th> <th>Level Factor</th> <th>Loss Factor</th> <th>Factor</th> <th></th> <th></th> <th></th> </tr> <tr> <th>MHz</th> <th>dBuV/m</th> <th>dBuV/m</th> <th>dB</th> <th>dBuV</th> <th>dB/m</th> <th>dB</th> <th>dB</th> <th>cm</th> <th>deg</th> </tr> </thead> <tbody> <tr> <td>1</td> <td>2389.63</td> <td>69.75</td> <td>74.00</td> <td>-4.25</td> <td>59.91</td> <td>32.44</td> <td>7.11</td> <td>35.71</td> <td>6.00</td> <td>100</td> <td>87</td> <td>PEAK</td> </tr> </tbody> </table>	Limit	Read	Ant	Cable	Preamp	Aux	APos	TPos	Remark	Freq	Level	Line Margin	Level Factor	Loss Factor	Factor				MHz	dBuV/m	dBuV/m	dB	dBuV	dB/m	dB	dB	cm	deg	1	2389.63	69.75	74.00	-4.25	59.91	32.44	7.11	35.71	6.00	100	87	PEAK	<table border="1"> <thead> <tr> <th>Limit</th> <th>Read</th> <th>Ant</th> <th>Cable</th> <th>Preamp</th> <th>Aux</th> <th>APos</th> <th>TPos</th> <th>Remark</th> </tr> <tr> <th>Freq</th> <th>Level</th> <th>Line Margin</th> <th>Level Factor</th> <th>Loss Factor</th> <th>Factor</th> <th></th> <th></th> <th></th> </tr> <tr> <th>MHz</th> <th>dBuV/m</th> <th>dBuV/m</th> <th>dB</th> <th>dBuV</th> <th>dB/m</th> <th>dB</th> <th>dB</th> <th>cm</th> <th>deg</th> </tr> </thead> <tbody> <tr> <td>1</td> <td>2422.00</td> <td>118.00</td> <td>-----</td> <td>-----</td> <td>108.05</td> <td>32.49</td> <td>7.17</td> <td>35.71</td> <td>6.00</td> <td>100</td> <td>87</td> <td>PEAK</td> </tr> </tbody> </table>	Limit	Read	Ant	Cable	Preamp	Aux	APos	TPos	Remark	Freq	Level	Line Margin	Level Factor	Loss Factor	Factor				MHz	dBuV/m	dBuV/m	dB	dBuV	dB/m	dB	dB	cm	deg	1	2422.00	118.00	-----	-----	108.05	32.49	7.17	35.71	6.00	100	87	PEAK
	Limit	Read	Ant	Cable	Preamp	Aux	APos	TPos	Remark																																																																											
Freq	Level	Line Margin	Level Factor	Loss Factor	Factor																																																																															
MHz	dBuV/m	dBuV/m	dB	dBuV	dB/m	dB	dB	cm	deg																																																																											
1	2389.63	69.75	74.00	-4.25	59.91	32.44	7.11	35.71	6.00	100	87	PEAK																																																																								
Limit	Read	Ant	Cable	Preamp	Aux	APos	TPos	Remark																																																																												
Freq	Level	Line Margin	Level Factor	Loss Factor	Factor																																																																															
MHz	dBuV/m	dBuV/m	dB	dBuV	dB/m	dB	dB	cm	deg																																																																											
1	2422.00	118.00	-----	-----	108.05	32.49	7.17	35.71	6.00	100	87	PEAK																																																																								
Avg	<table border="1"> <thead> <tr> <th>Limit</th> <th>Read</th> <th>Ant</th> <th>Cable</th> <th>Preamp</th> <th>Aux</th> <th>APos</th> <th>TPos</th> <th>Remark</th> </tr> <tr> <th>Freq</th> <th>Level</th> <th>Line Margin</th> <th>Level Factor</th> <th>Loss Factor</th> <th>Factor</th> <th></th> <th></th> <th></th> </tr> <tr> <th>MHz</th> <th>dBuV/m</th> <th>dBuV/m</th> <th>dB</th> <th>dBuV</th> <th>dB/m</th> <th>dB</th> <th>dB</th> <th>cm</th> <th>deg</th> </tr> </thead> <tbody> <tr> <td>1</td> <td>2388.69</td> <td>52.61</td> <td>54.00</td> <td>-1.39</td> <td>42.77</td> <td>32.44</td> <td>7.11</td> <td>35.71</td> <td>6.00</td> <td>100</td> <td>87</td> <td>AVERAGE</td> </tr> </tbody> </table>	Limit	Read	Ant	Cable	Preamp	Aux	APos	TPos	Remark	Freq	Level	Line Margin	Level Factor	Loss Factor	Factor				MHz	dBuV/m	dBuV/m	dB	dBuV	dB/m	dB	dB	cm	deg	1	2388.69	52.61	54.00	-1.39	42.77	32.44	7.11	35.71	6.00	100	87	AVERAGE	<table border="1"> <thead> <tr> <th>Limit</th> <th>Read</th> <th>Ant</th> <th>Cable</th> <th>Preamp</th> <th>Aux</th> <th>APos</th> <th>TPos</th> <th>Remark</th> </tr> <tr> <th>Freq</th> <th>Level</th> <th>Line Margin</th> <th>Level Factor</th> <th>Loss Factor</th> <th>Factor</th> <th></th> <th></th> <th></th> </tr> <tr> <th>MHz</th> <th>dBuV/m</th> <th>dBuV/m</th> <th>dB</th> <th>dBuV</th> <th>dB/m</th> <th>dB</th> <th>dB</th> <th>cm</th> <th>deg</th> </tr> </thead> <tbody> <tr> <td>1</td> <td>2422.00</td> <td>107.59</td> <td>-----</td> <td>-----</td> <td>97.66</td> <td>32.48</td> <td>7.16</td> <td>35.71</td> <td>6.00</td> <td>100</td> <td>87</td> <td>AVERAGE</td> </tr> </tbody> </table>	Limit	Read	Ant	Cable	Preamp	Aux	APos	TPos	Remark	Freq	Level	Line Margin	Level Factor	Loss Factor	Factor				MHz	dBuV/m	dBuV/m	dB	dBuV	dB/m	dB	dB	cm	deg	1	2422.00	107.59	-----	-----	97.66	32.48	7.16	35.71	6.00	100	87	AVERAGE
	Limit	Read	Ant	Cable	Preamp	Aux	APos	TPos	Remark																																																																											
Freq	Level	Line Margin	Level Factor	Loss Factor	Factor																																																																															
MHz	dBuV/m	dBuV/m	dB	dBuV	dB/m	dB	dB	cm	deg																																																																											
1	2388.69	52.61	54.00	-1.39	42.77	32.44	7.11	35.71	6.00	100	87	AVERAGE																																																																								
Limit	Read	Ant	Cable	Preamp	Aux	APos	TPos	Remark																																																																												
Freq	Level	Line Margin	Level Factor	Loss Factor	Factor																																																																															
MHz	dBuV/m	dBuV/m	dB	dBuV	dB/m	dB	dB	cm	deg																																																																											
1	2422.00	107.59	-----	-----	97.66	32.48	7.16	35.71	6.00	100	87	AVERAGE																																																																								



	19																																																																																			
Mode	Band Edge																																																																																			
	2400-2483.5_802.11ax HE20_CH04_2427MHz																																																																																			
ANT	CDD 1S3T																																																																																			
Pol.	Horizontal	Fundamental																																																																																		
Peak	 <p>Level (dBuV/m)</p> <p>Frequency (MHz)</p> <p>FCC PART 15C</p> <table border="1"> <thead> <tr> <th>Limit</th> <th>Read</th> <th>Ant</th> <th>Cable</th> <th>Preamp</th> <th>Aux</th> <th>APos</th> <th>TPos</th> <th>Remark</th> </tr> <tr> <th>Freq</th> <th>Level</th> <th>Line Margin</th> <th>Level Factor</th> <th>Loss Factor</th> <th>Factor</th> <th></th> <th></th> <th></th> </tr> <tr> <th>MHz</th> <th>dBuV/m</th> <th>dBuV/m</th> <th>dB</th> <th>dBuV</th> <th>dB/m</th> <th>dB</th> <th>dB</th> <th>cm</th> <th>deg</th> </tr> </thead> <tbody> <tr> <td>1</td> <td>2389.89</td> <td>70.41</td> <td>74.00</td> <td>-3.59</td> <td>60.57</td> <td>32.44</td> <td>7.11</td> <td>35.71</td> <td>6.00</td> <td>188</td> <td>360</td> <td>PEAK</td> </tr> </tbody> </table>	Limit	Read	Ant	Cable	Preamp	Aux	APos	TPos	Remark	Freq	Level	Line Margin	Level Factor	Loss Factor	Factor				MHz	dBuV/m	dBuV/m	dB	dBuV	dB/m	dB	dB	cm	deg	1	2389.89	70.41	74.00	-3.59	60.57	32.44	7.11	35.71	6.00	188	360	PEAK	 <p>Level (dBuV/m)</p> <p>Frequency (MHz)</p> <p>FCC PART 15C</p> <table border="1"> <thead> <tr> <th>Limit</th> <th>Read</th> <th>Ant</th> <th>Cable</th> <th>Preamp</th> <th>Aux</th> <th>APos</th> <th>TPos</th> <th>Remark</th> </tr> <tr> <th>Freq</th> <th>Level</th> <th>Line Margin</th> <th>Level Factor</th> <th>Loss Factor</th> <th>Factor</th> <th></th> <th></th> <th></th> </tr> <tr> <th>MHz</th> <th>dBuV/m</th> <th>dBuV/m</th> <th>dB</th> <th>dBuV</th> <th>dB/m</th> <th>dB</th> <th>dB</th> <th>cm</th> <th>deg</th> </tr> </thead> <tbody> <tr> <td>1</td> <td>2427.00</td> <td>119.42</td> <td>-----</td> <td>-----</td> <td>109.47</td> <td>32.49</td> <td>7.17</td> <td>35.71</td> <td>6.00</td> <td>188</td> <td>360</td> <td>PEAK</td> </tr> </tbody> </table>	Limit	Read	Ant	Cable	Preamp	Aux	APos	TPos	Remark	Freq	Level	Line Margin	Level Factor	Loss Factor	Factor				MHz	dBuV/m	dBuV/m	dB	dBuV	dB/m	dB	dB	cm	deg	1	2427.00	119.42	-----	-----	109.47	32.49	7.17	35.71	6.00	188	360	PEAK
	Limit	Read	Ant	Cable	Preamp	Aux	APos	TPos	Remark																																																																											
Freq	Level	Line Margin	Level Factor	Loss Factor	Factor																																																																															
MHz	dBuV/m	dBuV/m	dB	dBuV	dB/m	dB	dB	cm	deg																																																																											
1	2389.89	70.41	74.00	-3.59	60.57	32.44	7.11	35.71	6.00	188	360	PEAK																																																																								
Limit	Read	Ant	Cable	Preamp	Aux	APos	TPos	Remark																																																																												
Freq	Level	Line Margin	Level Factor	Loss Factor	Factor																																																																															
MHz	dBuV/m	dBuV/m	dB	dBuV	dB/m	dB	dB	cm	deg																																																																											
1	2427.00	119.42	-----	-----	109.47	32.49	7.17	35.71	6.00	188	360	PEAK																																																																								
Avg	 <p>Level (dBuV/m)</p> <p>Frequency (MHz)</p> <p>FCC PART 15C (AVG)</p> <table border="1"> <thead> <tr> <th>Limit</th> <th>Read</th> <th>Ant</th> <th>Cable</th> <th>Preamp</th> <th>Aux</th> <th>APos</th> <th>TPos</th> <th>Remark</th> </tr> <tr> <th>Freq</th> <th>Level</th> <th>Line Margin</th> <th>Level Factor</th> <th>Loss Factor</th> <th>Factor</th> <th></th> <th></th> <th></th> </tr> <tr> <th>MHz</th> <th>dBuV/m</th> <th>dBuV/m</th> <th>dB</th> <th>dBuV</th> <th>dB/m</th> <th>dB</th> <th>dB</th> <th>cm</th> <th>deg</th> </tr> </thead> <tbody> <tr> <td>1</td> <td>2389.89</td> <td>53.54</td> <td>54.00</td> <td>-0.46</td> <td>43.70</td> <td>32.44</td> <td>7.11</td> <td>35.71</td> <td>6.00</td> <td>188</td> <td>360</td> <td>AVERAGE</td> </tr> </tbody> </table>	Limit	Read	Ant	Cable	Preamp	Aux	APos	TPos	Remark	Freq	Level	Line Margin	Level Factor	Loss Factor	Factor				MHz	dBuV/m	dBuV/m	dB	dBuV	dB/m	dB	dB	cm	deg	1	2389.89	53.54	54.00	-0.46	43.70	32.44	7.11	35.71	6.00	188	360	AVERAGE	 <p>Level (dBuV/m)</p> <p>Frequency (MHz)</p> <p>FCC PART 15C (AVG)</p> <table border="1"> <thead> <tr> <th>Limit</th> <th>Read</th> <th>Ant</th> <th>Cable</th> <th>Preamp</th> <th>Aux</th> <th>APos</th> <th>TPos</th> <th>Remark</th> </tr> <tr> <th>Freq</th> <th>Level</th> <th>Line Margin</th> <th>Level Factor</th> <th>Loss Factor</th> <th>Factor</th> <th></th> <th></th> <th></th> </tr> <tr> <th>MHz</th> <th>dBuV/m</th> <th>dBuV/m</th> <th>dB</th> <th>dBuV</th> <th>dB/m</th> <th>dB</th> <th>dB</th> <th>cm</th> <th>deg</th> </tr> </thead> <tbody> <tr> <td>1</td> <td>2427.00</td> <td>109.88</td> <td>-----</td> <td>-----</td> <td>99.93</td> <td>32.49</td> <td>7.17</td> <td>35.71</td> <td>6.00</td> <td>188</td> <td>360</td> <td>AVERAGE</td> </tr> </tbody> </table>	Limit	Read	Ant	Cable	Preamp	Aux	APos	TPos	Remark	Freq	Level	Line Margin	Level Factor	Loss Factor	Factor				MHz	dBuV/m	dBuV/m	dB	dBuV	dB/m	dB	dB	cm	deg	1	2427.00	109.88	-----	-----	99.93	32.49	7.17	35.71	6.00	188	360	AVERAGE
Limit	Read	Ant	Cable	Preamp	Aux	APos	TPos	Remark																																																																												
Freq	Level	Line Margin	Level Factor	Loss Factor	Factor																																																																															
MHz	dBuV/m	dBuV/m	dB	dBuV	dB/m	dB	dB	cm	deg																																																																											
1	2389.89	53.54	54.00	-0.46	43.70	32.44	7.11	35.71	6.00	188	360	AVERAGE																																																																								
Limit	Read	Ant	Cable	Preamp	Aux	APos	TPos	Remark																																																																												
Freq	Level	Line Margin	Level Factor	Loss Factor	Factor																																																																															
MHz	dBuV/m	dBuV/m	dB	dBuV	dB/m	dB	dB	cm	deg																																																																											
1	2427.00	109.88	-----	-----	99.93	32.49	7.17	35.71	6.00	188	360	AVERAGE																																																																								

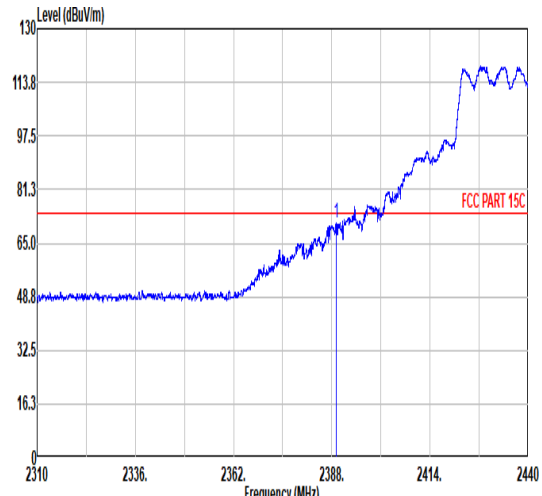
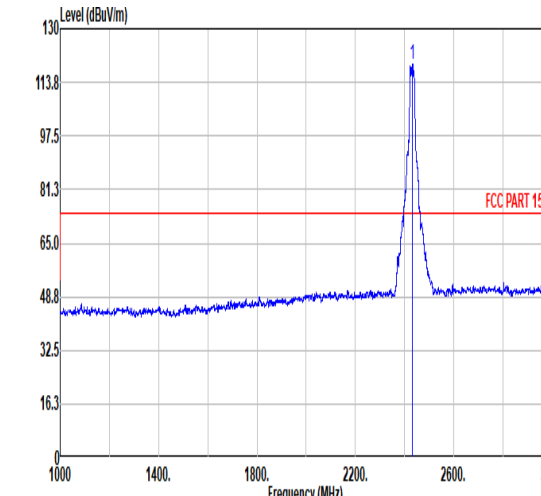
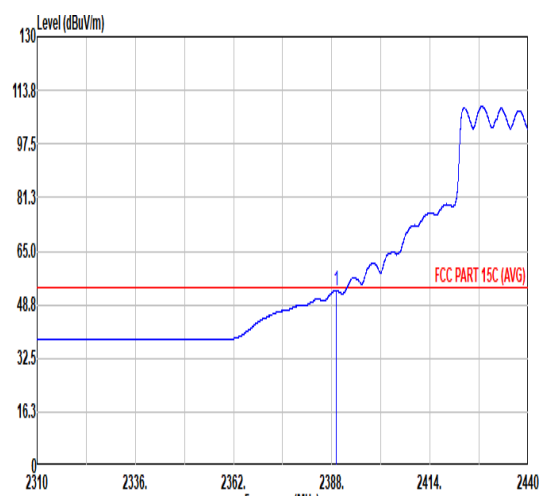
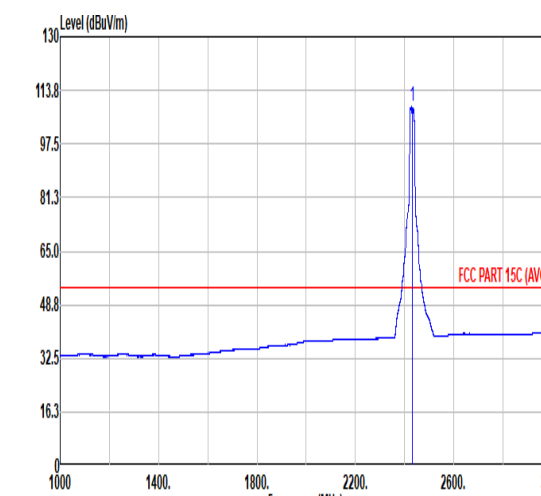


	19																																																																																			
Mode	Band Edge																																																																																			
	2400-2483.5_802.11ax HE20_CH04_2427MHz																																																																																			
ANT	CDD 1S3T																																																																																			
Pol.	Vertical	Fundamental																																																																																		
Peak	 <p>Level (dBuV/m)</p> <p>130</p> <p>113.8</p> <p>97.5</p> <p>81.3</p> <p>65.0</p> <p>48.8</p> <p>32.5</p> <p>16.3</p> <p>0</p> <p>2310</p> <p>2336.</p> <p>2362.</p> <p>2388.</p> <p>2414.</p> <p>2440</p> <p>Frequency (MHz)</p> <p>FCC PART 15C</p> <table border="1"> <thead> <tr> <th>Limit</th> <th>Read</th> <th>Ant</th> <th>Cable</th> <th>Preamp</th> <th>Aux</th> <th>APos</th> <th>TPos</th> <th>Remark</th> </tr> <tr> <th>Freq</th> <th>Level</th> <th>Line Margin</th> <th>Level Factor</th> <th>Loss Factor</th> <th>Factor</th> <th></th> <th></th> <th></th> </tr> <tr> <th>MHz</th> <th>dBuV/m</th> <th>dBuV/m</th> <th>dB</th> <th>dBuV</th> <th>dB/m</th> <th>dB</th> <th>dB</th> <th>cm</th> <th>deg</th> </tr> </thead> <tbody> <tr> <td>1</td> <td>2387.81</td> <td>70.73</td> <td>74.00</td> <td>-3.27</td> <td>60.89</td> <td>32.44</td> <td>7.11</td> <td>35.71</td> <td>6.00</td> <td>125</td> <td>81</td> <td>PEAK</td> </tr> </tbody> </table>	Limit	Read	Ant	Cable	Preamp	Aux	APos	TPos	Remark	Freq	Level	Line Margin	Level Factor	Loss Factor	Factor				MHz	dBuV/m	dBuV/m	dB	dBuV	dB/m	dB	dB	cm	deg	1	2387.81	70.73	74.00	-3.27	60.89	32.44	7.11	35.71	6.00	125	81	PEAK	 <p>Level (dBuV/m)</p> <p>130</p> <p>113.8</p> <p>97.5</p> <p>81.3</p> <p>65.0</p> <p>48.8</p> <p>32.5</p> <p>16.3</p> <p>0</p> <p>1000</p> <p>1400.</p> <p>1800.</p> <p>2200.</p> <p>2600.</p> <p>3000</p> <p>Frequency (MHz)</p> <p>FCC PART 15C</p> <table border="1"> <thead> <tr> <th>Limit</th> <th>Read</th> <th>Ant</th> <th>Cable</th> <th>Preamp</th> <th>Aux</th> <th>APos</th> <th>TPos</th> <th>Remark</th> </tr> <tr> <th>Freq</th> <th>Level</th> <th>Line Margin</th> <th>Level Factor</th> <th>Loss Factor</th> <th>Factor</th> <th></th> <th></th> <th></th> </tr> <tr> <th>MHz</th> <th>dBuV/m</th> <th>dBuV/m</th> <th>dB</th> <th>dBuV</th> <th>dB/m</th> <th>dB</th> <th>dB</th> <th>cm</th> <th>deg</th> </tr> </thead> <tbody> <tr> <td>1</td> <td>2427.00</td> <td>119.56</td> <td>-----</td> <td>-----</td> <td>109.58</td> <td>32.50</td> <td>7.18</td> <td>35.70</td> <td>6.00</td> <td>125</td> <td>81</td> <td>PEAK</td> </tr> </tbody> </table>	Limit	Read	Ant	Cable	Preamp	Aux	APos	TPos	Remark	Freq	Level	Line Margin	Level Factor	Loss Factor	Factor				MHz	dBuV/m	dBuV/m	dB	dBuV	dB/m	dB	dB	cm	deg	1	2427.00	119.56	-----	-----	109.58	32.50	7.18	35.70	6.00	125	81	PEAK
	Limit	Read	Ant	Cable	Preamp	Aux	APos	TPos	Remark																																																																											
Freq	Level	Line Margin	Level Factor	Loss Factor	Factor																																																																															
MHz	dBuV/m	dBuV/m	dB	dBuV	dB/m	dB	dB	cm	deg																																																																											
1	2387.81	70.73	74.00	-3.27	60.89	32.44	7.11	35.71	6.00	125	81	PEAK																																																																								
Limit	Read	Ant	Cable	Preamp	Aux	APos	TPos	Remark																																																																												
Freq	Level	Line Margin	Level Factor	Loss Factor	Factor																																																																															
MHz	dBuV/m	dBuV/m	dB	dBuV	dB/m	dB	dB	cm	deg																																																																											
1	2427.00	119.56	-----	-----	109.58	32.50	7.18	35.70	6.00	125	81	PEAK																																																																								
Avg	 <p>Level (dBuV/m)</p> <p>130</p> <p>113.8</p> <p>97.5</p> <p>81.3</p> <p>65.0</p> <p>48.8</p> <p>32.5</p> <p>16.3</p> <p>0</p> <p>2310</p> <p>2336.</p> <p>2362.</p> <p>2388.</p> <p>2414.</p> <p>2440</p> <p>Frequency (MHz)</p> <p>FCC PART 15C (AVG)</p> <table border="1"> <thead> <tr> <th>Limit</th> <th>Read</th> <th>Ant</th> <th>Cable</th> <th>Preamp</th> <th>Aux</th> <th>APos</th> <th>TPos</th> <th>Remark</th> </tr> <tr> <th>Freq</th> <th>Level</th> <th>Line Margin</th> <th>Level Factor</th> <th>Loss Factor</th> <th>Factor</th> <th></th> <th></th> <th></th> </tr> <tr> <th>MHz</th> <th>dBuV/m</th> <th>dBuV/m</th> <th>dB</th> <th>dBuV</th> <th>dB/m</th> <th>dB</th> <th>dB</th> <th>cm</th> <th>deg</th> </tr> </thead> <tbody> <tr> <td>1</td> <td>2388.07</td> <td>53.56</td> <td>54.00</td> <td>-0.44</td> <td>43.72</td> <td>32.44</td> <td>7.11</td> <td>35.71</td> <td>6.00</td> <td>125</td> <td>81</td> <td>AVERAGE</td> </tr> </tbody> </table>	Limit	Read	Ant	Cable	Preamp	Aux	APos	TPos	Remark	Freq	Level	Line Margin	Level Factor	Loss Factor	Factor				MHz	dBuV/m	dBuV/m	dB	dBuV	dB/m	dB	dB	cm	deg	1	2388.07	53.56	54.00	-0.44	43.72	32.44	7.11	35.71	6.00	125	81	AVERAGE	 <p>Level (dBuV/m)</p> <p>130</p> <p>113.8</p> <p>97.5</p> <p>81.3</p> <p>65.0</p> <p>48.8</p> <p>32.5</p> <p>16.3</p> <p>0</p> <p>1000</p> <p>1400.</p> <p>1800.</p> <p>2200.</p> <p>2600.</p> <p>3000</p> <p>Frequency (MHz)</p> <p>FCC PART 15C (AVG)</p> <table border="1"> <thead> <tr> <th>Limit</th> <th>Read</th> <th>Ant</th> <th>Cable</th> <th>Preamp</th> <th>Aux</th> <th>APos</th> <th>TPos</th> <th>Remark</th> </tr> <tr> <th>Freq</th> <th>Level</th> <th>Line Margin</th> <th>Level Factor</th> <th>Loss Factor</th> <th>Factor</th> <th></th> <th></th> <th></th> </tr> <tr> <th>MHz</th> <th>dBuV/m</th> <th>dBuV/m</th> <th>dB</th> <th>dBuV</th> <th>dB/m</th> <th>dB</th> <th>dB</th> <th>cm</th> <th>deg</th> </tr> </thead> <tbody> <tr> <td>1</td> <td>2427.00</td> <td>108.56</td> <td>-----</td> <td>-----</td> <td>98.61</td> <td>32.49</td> <td>7.17</td> <td>35.71</td> <td>6.00</td> <td>125</td> <td>81</td> <td>AVERAGE</td> </tr> </tbody> </table>	Limit	Read	Ant	Cable	Preamp	Aux	APos	TPos	Remark	Freq	Level	Line Margin	Level Factor	Loss Factor	Factor				MHz	dBuV/m	dBuV/m	dB	dBuV	dB/m	dB	dB	cm	deg	1	2427.00	108.56	-----	-----	98.61	32.49	7.17	35.71	6.00	125	81	AVERAGE
Limit	Read	Ant	Cable	Preamp	Aux	APos	TPos	Remark																																																																												
Freq	Level	Line Margin	Level Factor	Loss Factor	Factor																																																																															
MHz	dBuV/m	dBuV/m	dB	dBuV	dB/m	dB	dB	cm	deg																																																																											
1	2388.07	53.56	54.00	-0.44	43.72	32.44	7.11	35.71	6.00	125	81	AVERAGE																																																																								
Limit	Read	Ant	Cable	Preamp	Aux	APos	TPos	Remark																																																																												
Freq	Level	Line Margin	Level Factor	Loss Factor	Factor																																																																															
MHz	dBuV/m	dBuV/m	dB	dBuV	dB/m	dB	dB	cm	deg																																																																											
1	2427.00	108.56	-----	-----	98.61	32.49	7.17	35.71	6.00	125	81	AVERAGE																																																																								



Mode	20																																																																																			
	Band Edge																																																																																			
	2400-2483.5_802.11ax HE20_CH05_2432MHz																																																																																			
ANT	CDD 1S3T																																																																																			
Pol.	Horizontal	Fundamental																																																																																		
Peak	<table border="1"> <thead> <tr> <th>Limit</th> <th>Read</th> <th>Ant</th> <th>Cable</th> <th>Preamp</th> <th>Aux</th> <th>APos</th> <th>TPos</th> <th>Remark</th> </tr> <tr> <th>Freq</th> <th>Level</th> <th>Line Margin</th> <th>Level Factor</th> <th>Loss Factor</th> <th>Factor</th> <th></th> <th></th> <th></th> </tr> <tr> <th>MHz</th> <th>dBuV/m</th> <th>dBuV/m</th> <th>dB</th> <th>dBuV</th> <th>dB/m</th> <th>dB</th> <th>dB</th> <th>cm</th> <th>deg</th> </tr> </thead> <tbody> <tr> <td>1</td> <td>2389.89</td> <td>66.27</td> <td>74.00</td> <td>-7.73</td> <td>56.43</td> <td>32.44</td> <td>7.11</td> <td>35.71</td> <td>6.00</td> <td>264</td> <td>360</td> <td>PEAK</td> </tr> </tbody> </table>	Limit	Read	Ant	Cable	Preamp	Aux	APos	TPos	Remark	Freq	Level	Line Margin	Level Factor	Loss Factor	Factor				MHz	dBuV/m	dBuV/m	dB	dBuV	dB/m	dB	dB	cm	deg	1	2389.89	66.27	74.00	-7.73	56.43	32.44	7.11	35.71	6.00	264	360	PEAK	<table border="1"> <thead> <tr> <th>Limit</th> <th>Read</th> <th>Ant</th> <th>Cable</th> <th>Preamp</th> <th>Aux</th> <th>APos</th> <th>TPos</th> <th>Remark</th> </tr> <tr> <th>Freq</th> <th>Level</th> <th>Line Margin</th> <th>Level Factor</th> <th>Loss Factor</th> <th>Factor</th> <th></th> <th></th> <th></th> </tr> <tr> <th>MHz</th> <th>dBuV/m</th> <th>dBuV/m</th> <th>dB</th> <th>dBuV</th> <th>dB/m</th> <th>dB</th> <th>dB</th> <th>cm</th> <th>deg</th> </tr> </thead> <tbody> <tr> <td>1</td> <td>2432.00</td> <td>120.50</td> <td>-----</td> <td>-----</td> <td>110.55</td> <td>32.49</td> <td>7.17</td> <td>35.71</td> <td>6.00</td> <td>264</td> <td>360</td> <td>PEAK</td> </tr> </tbody> </table>	Limit	Read	Ant	Cable	Preamp	Aux	APos	TPos	Remark	Freq	Level	Line Margin	Level Factor	Loss Factor	Factor				MHz	dBuV/m	dBuV/m	dB	dBuV	dB/m	dB	dB	cm	deg	1	2432.00	120.50	-----	-----	110.55	32.49	7.17	35.71	6.00	264	360	PEAK
	Limit	Read	Ant	Cable	Preamp	Aux	APos	TPos	Remark																																																																											
Freq	Level	Line Margin	Level Factor	Loss Factor	Factor																																																																															
MHz	dBuV/m	dBuV/m	dB	dBuV	dB/m	dB	dB	cm	deg																																																																											
1	2389.89	66.27	74.00	-7.73	56.43	32.44	7.11	35.71	6.00	264	360	PEAK																																																																								
Limit	Read	Ant	Cable	Preamp	Aux	APos	TPos	Remark																																																																												
Freq	Level	Line Margin	Level Factor	Loss Factor	Factor																																																																															
MHz	dBuV/m	dBuV/m	dB	dBuV	dB/m	dB	dB	cm	deg																																																																											
1	2432.00	120.50	-----	-----	110.55	32.49	7.17	35.71	6.00	264	360	PEAK																																																																								
Avg	<table border="1"> <thead> <tr> <th>Limit</th> <th>Read</th> <th>Ant</th> <th>Cable</th> <th>Preamp</th> <th>Aux</th> <th>APos</th> <th>TPos</th> <th>Remark</th> </tr> <tr> <th>Freq</th> <th>Level</th> <th>Line Margin</th> <th>Level Factor</th> <th>Loss Factor</th> <th>Factor</th> <th></th> <th></th> <th></th> </tr> <tr> <th>MHz</th> <th>dBuV/m</th> <th>dBuV/m</th> <th>dB</th> <th>dBuV</th> <th>dB/m</th> <th>dB</th> <th>dB</th> <th>cm</th> <th>deg</th> </tr> </thead> <tbody> <tr> <td>1</td> <td>2389.24</td> <td>49.26</td> <td>54.00</td> <td>-4.74</td> <td>39.42</td> <td>32.44</td> <td>7.11</td> <td>35.71</td> <td>6.00</td> <td>264</td> <td>360</td> <td>AVERAGE</td> </tr> </tbody> </table>	Limit	Read	Ant	Cable	Preamp	Aux	APos	TPos	Remark	Freq	Level	Line Margin	Level Factor	Loss Factor	Factor				MHz	dBuV/m	dBuV/m	dB	dBuV	dB/m	dB	dB	cm	deg	1	2389.24	49.26	54.00	-4.74	39.42	32.44	7.11	35.71	6.00	264	360	AVERAGE	<table border="1"> <thead> <tr> <th>Limit</th> <th>Read</th> <th>Ant</th> <th>Cable</th> <th>Preamp</th> <th>Aux</th> <th>APos</th> <th>TPos</th> <th>Remark</th> </tr> <tr> <th>Freq</th> <th>Level</th> <th>Line Margin</th> <th>Level Factor</th> <th>Loss Factor</th> <th>Factor</th> <th></th> <th></th> <th></th> </tr> <tr> <th>MHz</th> <th>dBuV/m</th> <th>dBuV/m</th> <th>dB</th> <th>dBuV</th> <th>dB/m</th> <th>dB</th> <th>dB</th> <th>cm</th> <th>deg</th> </tr> </thead> <tbody> <tr> <td>1</td> <td>2432.00</td> <td>110.98</td> <td>-----</td> <td>-----</td> <td>100.99</td> <td>32.50</td> <td>7.19</td> <td>35.70</td> <td>6.00</td> <td>264</td> <td>360</td> <td>AVERAGE</td> </tr> </tbody> </table>	Limit	Read	Ant	Cable	Preamp	Aux	APos	TPos	Remark	Freq	Level	Line Margin	Level Factor	Loss Factor	Factor				MHz	dBuV/m	dBuV/m	dB	dBuV	dB/m	dB	dB	cm	deg	1	2432.00	110.98	-----	-----	100.99	32.50	7.19	35.70	6.00	264	360	AVERAGE
Limit	Read	Ant	Cable	Preamp	Aux	APos	TPos	Remark																																																																												
Freq	Level	Line Margin	Level Factor	Loss Factor	Factor																																																																															
MHz	dBuV/m	dBuV/m	dB	dBuV	dB/m	dB	dB	cm	deg																																																																											
1	2389.24	49.26	54.00	-4.74	39.42	32.44	7.11	35.71	6.00	264	360	AVERAGE																																																																								
Limit	Read	Ant	Cable	Preamp	Aux	APos	TPos	Remark																																																																												
Freq	Level	Line Margin	Level Factor	Loss Factor	Factor																																																																															
MHz	dBuV/m	dBuV/m	dB	dBuV	dB/m	dB	dB	cm	deg																																																																											
1	2432.00	110.98	-----	-----	100.99	32.50	7.19	35.70	6.00	264	360	AVERAGE																																																																								

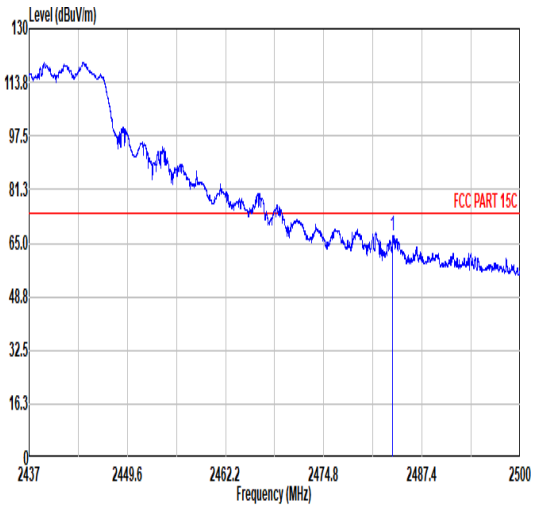
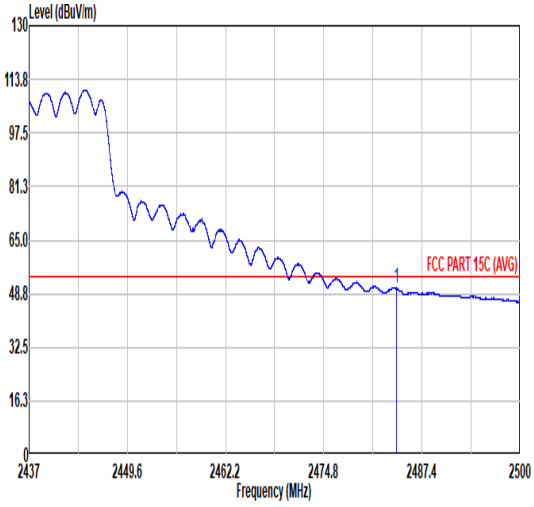


	20																																																																																			
Mode	Band Edge																																																																																			
	2400-2483.5_802.11ax HE20_CH05_2432MHz																																																																																			
ANT	CDD 1S3T																																																																																			
Pol.	Vertical	Fundamental																																																																																		
Peak	 <p>Level (dBuV/m)</p> <p>130</p> <p>113.8</p> <p>97.5</p> <p>81.3</p> <p>65.0</p> <p>48.8</p> <p>32.5</p> <p>16.3</p> <p>0</p> <p>2310 2336. 2362. 2388. 2414. 2440</p> <p>Frequency (MHz)</p> <p style="text-align: right;">FCC PART 15C</p> <table border="1"> <thead> <tr> <th>Limit</th> <th>Read</th> <th>Ant</th> <th>Cable</th> <th>Preamp</th> <th>Aux</th> <th>APos</th> <th>TPos</th> <th>Remark</th> </tr> <tr> <th>Freq</th> <th>Level</th> <th>Line Margin</th> <th>Level Factor</th> <th>Loss Factor</th> <th>Factor</th> <th></th> <th></th> <th></th> </tr> <tr> <th>MHz</th> <th>dBuV/m</th> <th>dBuV/m</th> <th>dB</th> <th>dBuV</th> <th>dB/m</th> <th>dB</th> <th>dB</th> <th>cm</th> <th>deg</th> </tr> </thead> <tbody> <tr> <td>1</td> <td>2389.24</td> <td>70.98</td> <td>74.00</td> <td>-3.02</td> <td>61.14</td> <td>32.44</td> <td>7.11</td> <td>35.71</td> <td>6.00</td> <td>103</td> <td>86</td> <td>PEAK</td> </tr> </tbody> </table>	Limit	Read	Ant	Cable	Preamp	Aux	APos	TPos	Remark	Freq	Level	Line Margin	Level Factor	Loss Factor	Factor				MHz	dBuV/m	dBuV/m	dB	dBuV	dB/m	dB	dB	cm	deg	1	2389.24	70.98	74.00	-3.02	61.14	32.44	7.11	35.71	6.00	103	86	PEAK	 <p>Level (dBuV/m)</p> <p>130</p> <p>113.8</p> <p>97.5</p> <p>81.3</p> <p>65.0</p> <p>48.8</p> <p>32.5</p> <p>16.3</p> <p>0</p> <p>1000 1400. 1800. 2200. 2600. 3000</p> <p>Frequency (MHz)</p> <p style="text-align: right;">FCC PART 15C</p> <table border="1"> <thead> <tr> <th>Limit</th> <th>Read</th> <th>Ant</th> <th>Cable</th> <th>Preamp</th> <th>Aux</th> <th>APos</th> <th>TPos</th> <th>Remark</th> </tr> <tr> <th>Freq</th> <th>Level</th> <th>Line Margin</th> <th>Level Factor</th> <th>Loss Factor</th> <th>Factor</th> <th></th> <th></th> <th></th> </tr> <tr> <th>MHz</th> <th>dBuV/m</th> <th>dBuV/m</th> <th>dB</th> <th>dBuV</th> <th>dB/m</th> <th>dB</th> <th>dB</th> <th>cm</th> <th>deg</th> </tr> </thead> <tbody> <tr> <td>1</td> <td>2432.00</td> <td>119.35</td> <td>-----</td> <td>-----</td> <td>109.35</td> <td>32.51</td> <td>7.19</td> <td>35.70</td> <td>6.00</td> <td>103</td> <td>86</td> <td>PEAK</td> </tr> </tbody> </table>	Limit	Read	Ant	Cable	Preamp	Aux	APos	TPos	Remark	Freq	Level	Line Margin	Level Factor	Loss Factor	Factor				MHz	dBuV/m	dBuV/m	dB	dBuV	dB/m	dB	dB	cm	deg	1	2432.00	119.35	-----	-----	109.35	32.51	7.19	35.70	6.00	103	86	PEAK
	Limit	Read	Ant	Cable	Preamp	Aux	APos	TPos	Remark																																																																											
Freq	Level	Line Margin	Level Factor	Loss Factor	Factor																																																																															
MHz	dBuV/m	dBuV/m	dB	dBuV	dB/m	dB	dB	cm	deg																																																																											
1	2389.24	70.98	74.00	-3.02	61.14	32.44	7.11	35.71	6.00	103	86	PEAK																																																																								
Limit	Read	Ant	Cable	Preamp	Aux	APos	TPos	Remark																																																																												
Freq	Level	Line Margin	Level Factor	Loss Factor	Factor																																																																															
MHz	dBuV/m	dBuV/m	dB	dBuV	dB/m	dB	dB	cm	deg																																																																											
1	2432.00	119.35	-----	-----	109.35	32.51	7.19	35.70	6.00	103	86	PEAK																																																																								
Avg	 <p>Level (dBuV/m)</p> <p>130</p> <p>113.8</p> <p>97.5</p> <p>81.3</p> <p>65.0</p> <p>48.8</p> <p>32.5</p> <p>16.3</p> <p>0</p> <p>2310 2336. 2362. 2388. 2414. 2440</p> <p>Frequency (MHz)</p> <p style="text-align: right;">FCC PART 15C (AVG)</p> <table border="1"> <thead> <tr> <th>Limit</th> <th>Read</th> <th>Ant</th> <th>Cable</th> <th>Preamp</th> <th>Aux</th> <th>APos</th> <th>TPos</th> <th>Remark</th> </tr> <tr> <th>Freq</th> <th>Level</th> <th>Line Margin</th> <th>Level Factor</th> <th>Loss Factor</th> <th>Factor</th> <th></th> <th></th> <th></th> </tr> <tr> <th>MHz</th> <th>dBuV/m</th> <th>dBuV/m</th> <th>dB</th> <th>dBuV</th> <th>dB/m</th> <th>dB</th> <th>dB</th> <th>cm</th> <th>deg</th> </tr> </thead> <tbody> <tr> <td>1</td> <td>2389.24</td> <td>53.15</td> <td>54.00</td> <td>-0.85</td> <td>43.31</td> <td>32.44</td> <td>7.11</td> <td>35.71</td> <td>6.00</td> <td>103</td> <td>86</td> <td>AVERAGE</td> </tr> </tbody> </table>	Limit	Read	Ant	Cable	Preamp	Aux	APos	TPos	Remark	Freq	Level	Line Margin	Level Factor	Loss Factor	Factor				MHz	dBuV/m	dBuV/m	dB	dBuV	dB/m	dB	dB	cm	deg	1	2389.24	53.15	54.00	-0.85	43.31	32.44	7.11	35.71	6.00	103	86	AVERAGE	 <p>Level (dBuV/m)</p> <p>130</p> <p>113.8</p> <p>97.5</p> <p>81.3</p> <p>65.0</p> <p>48.8</p> <p>32.5</p> <p>16.3</p> <p>0</p> <p>1000 1400. 1800. 2200. 2600. 3000</p> <p>Frequency (MHz)</p> <p style="text-align: right;">FCC PART 15C (AVG)</p> <table border="1"> <thead> <tr> <th>Limit</th> <th>Read</th> <th>Ant</th> <th>Cable</th> <th>Preamp</th> <th>Aux</th> <th>APos</th> <th>TPos</th> <th>Remark</th> </tr> <tr> <th>Freq</th> <th>Level</th> <th>Line Margin</th> <th>Level Factor</th> <th>Loss Factor</th> <th>Factor</th> <th></th> <th></th> <th></th> </tr> <tr> <th>MHz</th> <th>dBuV/m</th> <th>dBuV/m</th> <th>dB</th> <th>dBuV</th> <th>dB/m</th> <th>dB</th> <th>dB</th> <th>cm</th> <th>deg</th> </tr> </thead> <tbody> <tr> <td>1</td> <td>2432.00</td> <td>108.94</td> <td>-----</td> <td>-----</td> <td>98.96</td> <td>32.50</td> <td>7.18</td> <td>35.70</td> <td>6.00</td> <td>103</td> <td>86</td> <td>AVERAGE</td> </tr> </tbody> </table>	Limit	Read	Ant	Cable	Preamp	Aux	APos	TPos	Remark	Freq	Level	Line Margin	Level Factor	Loss Factor	Factor				MHz	dBuV/m	dBuV/m	dB	dBuV	dB/m	dB	dB	cm	deg	1	2432.00	108.94	-----	-----	98.96	32.50	7.18	35.70	6.00	103	86	AVERAGE
	Limit	Read	Ant	Cable	Preamp	Aux	APos	TPos	Remark																																																																											
Freq	Level	Line Margin	Level Factor	Loss Factor	Factor																																																																															
MHz	dBuV/m	dBuV/m	dB	dBuV	dB/m	dB	dB	cm	deg																																																																											
1	2389.24	53.15	54.00	-0.85	43.31	32.44	7.11	35.71	6.00	103	86	AVERAGE																																																																								
Limit	Read	Ant	Cable	Preamp	Aux	APos	TPos	Remark																																																																												
Freq	Level	Line Margin	Level Factor	Loss Factor	Factor																																																																															
MHz	dBuV/m	dBuV/m	dB	dBuV	dB/m	dB	dB	cm	deg																																																																											
1	2432.00	108.94	-----	-----	98.96	32.50	7.18	35.70	6.00	103	86	AVERAGE																																																																								



21																																										
Mode	Band Edge - L																																									
2400-2483.5_802.11ax HE20_CH06_2437MHz																																										
ANT	CDD 1S3T																																									
Pol.	Horizontal																																									
Peak	<p>Level (dBuV/m) vs Frequency (MHz) plot for Horizontal polarization. The y-axis ranges from 0 to 130 dBuV/m, and the x-axis ranges from 2310 to 2437 MHz. A red horizontal line at 74.00 dBuV/m is labeled 'FCC PART 15C'. A peak is marked at 2388.94 MHz with a level of 65.60 dBuV/m.</p> <table border="1"> <thead> <tr> <th>Limit</th> <th>Read</th> <th>Ant</th> <th>Cable</th> <th>Preamp</th> <th>Aux</th> <th>APos</th> <th>TPos</th> <th>Remark</th> </tr> <tr> <th>Freq</th> <th>Level</th> <th>Line</th> <th>Margin</th> <th>Level</th> <th>Factor</th> <th>Loss</th> <th>Factor</th> <th></th> </tr> <tr> <th>MHz</th> <th>dBuV/m</th> <th>dBuV/m</th> <th>dB</th> <th>dBuV</th> <th>dB/m</th> <th>dB</th> <th>dB</th> <th>cm</th> <th>deg</th> </tr> </thead> <tbody> <tr> <td>1</td> <td>2388.94</td> <td>65.60</td> <td>74.00</td> <td>-8.40</td> <td>55.76</td> <td>32.44</td> <td>7.11</td> <td>35.71</td> <td>6.00</td> <td>126</td> <td>184</td> <td>PEAK</td> </tr> </tbody> </table>	Limit	Read	Ant	Cable	Preamp	Aux	APos	TPos	Remark	Freq	Level	Line	Margin	Level	Factor	Loss	Factor		MHz	dBuV/m	dBuV/m	dB	dBuV	dB/m	dB	dB	cm	deg	1	2388.94	65.60	74.00	-8.40	55.76	32.44	7.11	35.71	6.00	126	184	PEAK
	Limit	Read	Ant	Cable	Preamp	Aux	APos	TPos	Remark																																	
Freq	Level	Line	Margin	Level	Factor	Loss	Factor																																			
MHz	dBuV/m	dBuV/m	dB	dBuV	dB/m	dB	dB	cm	deg																																	
1	2388.94	65.60	74.00	-8.40	55.76	32.44	7.11	35.71	6.00	126	184	PEAK																														
<p>Level (dBuV/m) vs Frequency (MHz) plot for Fundamental polarization. The y-axis ranges from 0 to 130 dBuV/m, and the x-axis ranges from 1000 to 3000 MHz. A red horizontal line at 74.00 dBuV/m is labeled 'FCC PART 15C'. A peak is marked at 2437.00 MHz with a level of 120.33 dBuV/m.</p> <table border="1"> <thead> <tr> <th>Limit</th> <th>Read</th> <th>Ant</th> <th>Cable</th> <th>Preamp</th> <th>Aux</th> <th>APos</th> <th>TPos</th> <th>Remark</th> </tr> <tr> <th>Freq</th> <th>Level</th> <th>Line</th> <th>Margin</th> <th>Level</th> <th>Factor</th> <th>Loss</th> <th>Factor</th> <th></th> </tr> <tr> <th>MHz</th> <th>dBuV/m</th> <th>dBuV/m</th> <th>dB</th> <th>dBuV</th> <th>dB/m</th> <th>dB</th> <th>dB</th> <th>cm</th> <th>deg</th> </tr> </thead> <tbody> <tr> <td>1</td> <td>2437.00</td> <td>120.33</td> <td>74.00</td> <td>46.33</td> <td>110.30</td> <td>32.52</td> <td>7.21</td> <td>35.70</td> <td>6.00</td> <td>126</td> <td>184</td> <td>PEAK</td> </tr> </tbody> </table>	Limit	Read	Ant	Cable	Preamp	Aux	APos	TPos	Remark	Freq	Level	Line	Margin	Level	Factor	Loss	Factor		MHz	dBuV/m	dBuV/m	dB	dBuV	dB/m	dB	dB	cm	deg	1	2437.00	120.33	74.00	46.33	110.30	32.52	7.21	35.70	6.00	126	184	PEAK	
Limit	Read	Ant	Cable	Preamp	Aux	APos	TPos	Remark																																		
Freq	Level	Line	Margin	Level	Factor	Loss	Factor																																			
MHz	dBuV/m	dBuV/m	dB	dBuV	dB/m	dB	dB	cm	deg																																	
1	2437.00	120.33	74.00	46.33	110.30	32.52	7.21	35.70	6.00	126	184	PEAK																														
Avg	<p>Level (dBuV/m) vs Frequency (MHz) plot for Horizontal polarization, averaged. The y-axis ranges from 0 to 130 dBuV/m, and the x-axis ranges from 2310 to 2437 MHz. A red horizontal line at 54.00 dBuV/m is labeled 'FCC PART 15C (AVG)'. A peak is marked at 2389.19 MHz with a level of 51.59 dBuV/m.</p> <table border="1"> <thead> <tr> <th>Limit</th> <th>Read</th> <th>Ant</th> <th>Cable</th> <th>Preamp</th> <th>Aux</th> <th>APos</th> <th>TPos</th> <th>Remark</th> </tr> <tr> <th>Freq</th> <th>Level</th> <th>Line</th> <th>Margin</th> <th>Level</th> <th>Factor</th> <th>Loss</th> <th>Factor</th> <th></th> </tr> <tr> <th>MHz</th> <th>dBuV/m</th> <th>dBuV/m</th> <th>dB</th> <th>dBuV</th> <th>dB/m</th> <th>dB</th> <th>dB</th> <th>cm</th> <th>deg</th> </tr> </thead> <tbody> <tr> <td>1</td> <td>2389.19</td> <td>51.59</td> <td>54.00</td> <td>-2.41</td> <td>41.75</td> <td>32.44</td> <td>7.11</td> <td>35.71</td> <td>6.00</td> <td>126</td> <td>184</td> <td>AVERAGE</td> </tr> </tbody> </table>	Limit	Read	Ant	Cable	Preamp	Aux	APos	TPos	Remark	Freq	Level	Line	Margin	Level	Factor	Loss	Factor		MHz	dBuV/m	dBuV/m	dB	dBuV	dB/m	dB	dB	cm	deg	1	2389.19	51.59	54.00	-2.41	41.75	32.44	7.11	35.71	6.00	126	184	AVERAGE
	Limit	Read	Ant	Cable	Preamp	Aux	APos	TPos	Remark																																	
Freq	Level	Line	Margin	Level	Factor	Loss	Factor																																			
MHz	dBuV/m	dBuV/m	dB	dBuV	dB/m	dB	dB	cm	deg																																	
1	2389.19	51.59	54.00	-2.41	41.75	32.44	7.11	35.71	6.00	126	184	AVERAGE																														
<p>Level (dBuV/m) vs Frequency (MHz) plot for Fundamental polarization, averaged. The y-axis ranges from 0 to 130 dBuV/m, and the x-axis ranges from 1000 to 3000 MHz. A red horizontal line at 54.00 dBuV/m is labeled 'FCC PART 15C (AVG)'. A peak is marked at 2437.00 MHz with a level of 110.75 dBuV/m.</p> <table border="1"> <thead> <tr> <th>Limit</th> <th>Read</th> <th>Ant</th> <th>Cable</th> <th>Preamp</th> <th>Aux</th> <th>APos</th> <th>TPos</th> <th>Remark</th> </tr> <tr> <th>Freq</th> <th>Level</th> <th>Line</th> <th>Margin</th> <th>Level</th> <th>Factor</th> <th>Loss</th> <th>Factor</th> <th></th> </tr> <tr> <th>MHz</th> <th>dBuV/m</th> <th>dBuV/m</th> <th>dB</th> <th>dBuV</th> <th>dB/m</th> <th>dB</th> <th>dB</th> <th>cm</th> <th>deg</th> </tr> </thead> <tbody> <tr> <td>1</td> <td>2437.00</td> <td>110.75</td> <td>54.00</td> <td>56.75</td> <td>100.72</td> <td>32.52</td> <td>7.21</td> <td>35.70</td> <td>6.00</td> <td>126</td> <td>184</td> <td>AVERAGE</td> </tr> </tbody> </table>	Limit	Read	Ant	Cable	Preamp	Aux	APos	TPos	Remark	Freq	Level	Line	Margin	Level	Factor	Loss	Factor		MHz	dBuV/m	dBuV/m	dB	dBuV	dB/m	dB	dB	cm	deg	1	2437.00	110.75	54.00	56.75	100.72	32.52	7.21	35.70	6.00	126	184	AVERAGE	
Limit	Read	Ant	Cable	Preamp	Aux	APos	TPos	Remark																																		
Freq	Level	Line	Margin	Level	Factor	Loss	Factor																																			
MHz	dBuV/m	dBuV/m	dB	dBuV	dB/m	dB	dB	cm	deg																																	
1	2437.00	110.75	54.00	56.75	100.72	32.52	7.21	35.70	6.00	126	184	AVERAGE																														

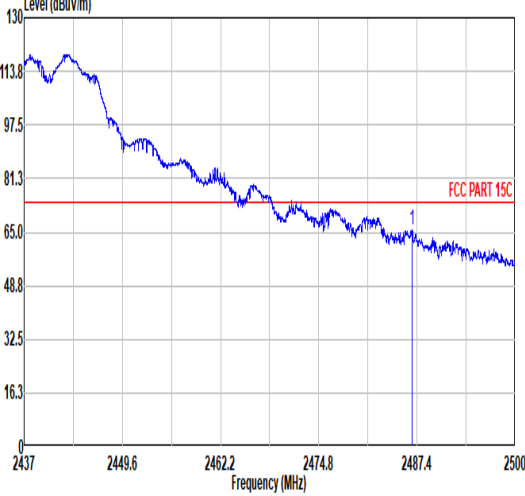
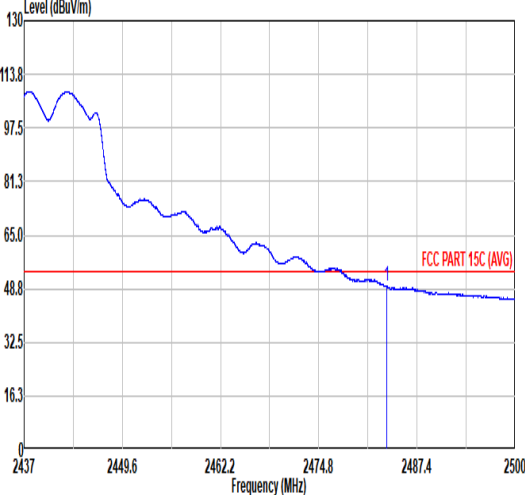


	21																																									
Mode	Band Edge - R																																									
	2400-2483.5_802.11ax HE20_CH06_2437MHz																																									
ANT	CDD 1S3T																																									
Pol.	Horizontal	Fundamental																																								
Peak	 <table border="1" data-bbox="263 1108 774 1232"> <thead> <tr> <th>Limit</th> <th>Read</th> <th>Ant</th> <th>Cable</th> <th>Preamp</th> <th>Aux</th> <th>APos</th> <th>TPos</th> <th>Remark</th> </tr> <tr> <th>Freq</th> <th>Level</th> <th>Line</th> <th>Margin</th> <th>Level</th> <th>Factor</th> <th>Loss</th> <th>Factor</th> <th>Factor</th> </tr> <tr> <th>MHz</th> <th>dBuV/m</th> <th>dBuV/m</th> <th>dB</th> <th>dBuV</th> <th>dB/m</th> <th>dB</th> <th>dB</th> <th>dB</th> </tr> </thead> <tbody> <tr> <td>1</td> <td>2483.65</td> <td>67.30</td> <td>74.00</td> <td>-6.70</td> <td>57.12</td> <td>32.58</td> <td>7.29</td> <td>35.69</td> <td>6.00</td> <td>126</td> <td>184</td> <td>PEAK</td> </tr> </tbody> </table>	Limit	Read	Ant	Cable	Preamp	Aux	APos	TPos	Remark	Freq	Level	Line	Margin	Level	Factor	Loss	Factor	Factor	MHz	dBuV/m	dBuV/m	dB	dBuV	dB/m	dB	dB	dB	1	2483.65	67.30	74.00	-6.70	57.12	32.58	7.29	35.69	6.00	126	184	PEAK	Blank
Limit	Read	Ant	Cable	Preamp	Aux	APos	TPos	Remark																																		
Freq	Level	Line	Margin	Level	Factor	Loss	Factor	Factor																																		
MHz	dBuV/m	dBuV/m	dB	dBuV	dB/m	dB	dB	dB																																		
1	2483.65	67.30	74.00	-6.70	57.12	32.58	7.29	35.69	6.00	126	184	PEAK																														
Avg	 <table border="1" data-bbox="263 1792 774 1915"> <thead> <tr> <th>Limit</th> <th>Read</th> <th>Ant</th> <th>Cable</th> <th>Preamp</th> <th>Aux</th> <th>APos</th> <th>TPos</th> <th>Remark</th> </tr> <tr> <th>Freq</th> <th>Level</th> <th>Line</th> <th>Margin</th> <th>Level</th> <th>Factor</th> <th>Loss</th> <th>Factor</th> <th>Factor</th> </tr> <tr> <th>MHz</th> <th>dBuV/m</th> <th>dBuV/m</th> <th>dB</th> <th>dBuV</th> <th>dB/m</th> <th>dB</th> <th>dB</th> <th>dB</th> </tr> </thead> <tbody> <tr> <td>1</td> <td>2484.16</td> <td>50.47</td> <td>54.00</td> <td>-3.53</td> <td>40.29</td> <td>32.58</td> <td>7.29</td> <td>35.69</td> <td>6.00</td> <td>126</td> <td>184</td> <td>AVERAGE</td> </tr> </tbody> </table>	Limit	Read	Ant	Cable	Preamp	Aux	APos	TPos	Remark	Freq	Level	Line	Margin	Level	Factor	Loss	Factor	Factor	MHz	dBuV/m	dBuV/m	dB	dBuV	dB/m	dB	dB	dB	1	2484.16	50.47	54.00	-3.53	40.29	32.58	7.29	35.69	6.00	126	184	AVERAGE	Blank
Limit	Read	Ant	Cable	Preamp	Aux	APos	TPos	Remark																																		
Freq	Level	Line	Margin	Level	Factor	Loss	Factor	Factor																																		
MHz	dBuV/m	dBuV/m	dB	dBuV	dB/m	dB	dB	dB																																		
1	2484.16	50.47	54.00	-3.53	40.29	32.58	7.29	35.69	6.00	126	184	AVERAGE																														



21																																										
Mode	Band Edge - L																																									
2400-2483.5_802.11ax HE20_CH06_2437MHz																																										
ANT	CDD 1S3T																																									
Pol.	Vertical																																									
Peak	<p>Level (dBuV/m) vs Frequency (MHz) for Vertical polarization. The plot shows a rising signal level from approximately 48.8 dBuV/m at 2310 MHz to 113.8 dBuV/m at 2437 MHz. A red horizontal line indicates the FCC PART 15C limit at approximately 74 dBuV/m. A vertical blue line marks the peak at 2386.2 MHz.</p> <table border="1"> <thead> <tr> <th>Limit</th> <th>Read</th> <th>Ant</th> <th>Cable</th> <th>Preamp</th> <th>Aux</th> <th>APos</th> <th>TPos</th> <th>Remark</th> </tr> <tr> <th>Freq</th> <th>Level</th> <th>Line</th> <th>Margin</th> <th>Level</th> <th>Factor</th> <th>Loss</th> <th>Factor</th> <th></th> </tr> <tr> <th>MHz</th> <th>dBuV/m</th> <th>dBuV/m</th> <th>dB</th> <th>dBuV</th> <th>dB/m</th> <th>dB</th> <th>dB</th> <th>cm</th> <th>deg</th> </tr> </thead> <tbody> <tr> <td>1</td> <td>2388.05</td> <td>66.76</td> <td>74.00</td> <td>-7.24</td> <td>56.92</td> <td>32.44</td> <td>7.11</td> <td>35.71</td> <td>6.00</td> <td>100</td> <td>245</td> <td>PEAK</td> </tr> </tbody> </table>	Limit	Read	Ant	Cable	Preamp	Aux	APos	TPos	Remark	Freq	Level	Line	Margin	Level	Factor	Loss	Factor		MHz	dBuV/m	dBuV/m	dB	dBuV	dB/m	dB	dB	cm	deg	1	2388.05	66.76	74.00	-7.24	56.92	32.44	7.11	35.71	6.00	100	245	PEAK
	Limit	Read	Ant	Cable	Preamp	Aux	APos	TPos	Remark																																	
Freq	Level	Line	Margin	Level	Factor	Loss	Factor																																			
MHz	dBuV/m	dBuV/m	dB	dBuV	dB/m	dB	dB	cm	deg																																	
1	2388.05	66.76	74.00	-7.24	56.92	32.44	7.11	35.71	6.00	100	245	PEAK																														
<p>Vertical Fundamental Peak Spectrum Plot. Shows a sharp peak at 2437.00 MHz with a level of 118.95 dBuV/m. The FCC PART 15C limit is at 74.00 dBuV/m.</p> <table border="1"> <thead> <tr> <th>Limit</th> <th>Read</th> <th>Ant</th> <th>Cable</th> <th>Preamp</th> <th>Aux</th> <th>APos</th> <th>TPos</th> <th>Remark</th> </tr> <tr> <th>Freq</th> <th>Level</th> <th>Line</th> <th>Margin</th> <th>Level</th> <th>Factor</th> <th>Loss</th> <th>Factor</th> <th></th> </tr> <tr> <th>MHz</th> <th>dBuV/m</th> <th>dBuV/m</th> <th>dB</th> <th>dBuV</th> <th>dB/m</th> <th>dB</th> <th>dB</th> <th>cm</th> <th>deg</th> </tr> </thead> <tbody> <tr> <td>1</td> <td>2437.00</td> <td>118.95</td> <td>74.00</td> <td>44.95</td> <td>108.96</td> <td>32.50</td> <td>7.19</td> <td>35.70</td> <td>6.00</td> <td>100</td> <td>245</td> <td>PEAK</td> </tr> </tbody> </table>	Limit	Read	Ant	Cable	Preamp	Aux	APos	TPos	Remark	Freq	Level	Line	Margin	Level	Factor	Loss	Factor		MHz	dBuV/m	dBuV/m	dB	dBuV	dB/m	dB	dB	cm	deg	1	2437.00	118.95	74.00	44.95	108.96	32.50	7.19	35.70	6.00	100	245	PEAK	
Limit	Read	Ant	Cable	Preamp	Aux	APos	TPos	Remark																																		
Freq	Level	Line	Margin	Level	Factor	Loss	Factor																																			
MHz	dBuV/m	dBuV/m	dB	dBuV	dB/m	dB	dB	cm	deg																																	
1	2437.00	118.95	74.00	44.95	108.96	32.50	7.19	35.70	6.00	100	245	PEAK																														
Avg	<p>Vertical Average Spectrum Plot. Shows the average signal level across the frequency range. The FCC PART 15C (AVG) limit is at approximately 54 dBuV/m. A vertical blue line marks the average at 2387.28 MHz.</p> <table border="1"> <thead> <tr> <th>Limit</th> <th>Read</th> <th>Ant</th> <th>Cable</th> <th>Preamp</th> <th>Aux</th> <th>APos</th> <th>TPos</th> <th>Remark</th> </tr> <tr> <th>Freq</th> <th>Level</th> <th>Line</th> <th>Margin</th> <th>Level</th> <th>Factor</th> <th>Loss</th> <th>Factor</th> <th></th> </tr> <tr> <th>MHz</th> <th>dBuV/m</th> <th>dBuV/m</th> <th>dB</th> <th>dBuV</th> <th>dB/m</th> <th>dB</th> <th>dB</th> <th>cm</th> <th>deg</th> </tr> </thead> <tbody> <tr> <td>1</td> <td>2387.28</td> <td>52.45</td> <td>54.00</td> <td>-1.55</td> <td>42.61</td> <td>32.44</td> <td>7.11</td> <td>35.71</td> <td>6.00</td> <td>100</td> <td>245</td> <td>AVERAGE</td> </tr> </tbody> </table>	Limit	Read	Ant	Cable	Preamp	Aux	APos	TPos	Remark	Freq	Level	Line	Margin	Level	Factor	Loss	Factor		MHz	dBuV/m	dBuV/m	dB	dBuV	dB/m	dB	dB	cm	deg	1	2387.28	52.45	54.00	-1.55	42.61	32.44	7.11	35.71	6.00	100	245	AVERAGE
	Limit	Read	Ant	Cable	Preamp	Aux	APos	TPos	Remark																																	
Freq	Level	Line	Margin	Level	Factor	Loss	Factor																																			
MHz	dBuV/m	dBuV/m	dB	dBuV	dB/m	dB	dB	cm	deg																																	
1	2387.28	52.45	54.00	-1.55	42.61	32.44	7.11	35.71	6.00	100	245	AVERAGE																														
<p>Vertical Average Fundamental Spectrum Plot. Shows the average signal level for the fundamental component. The FCC PART 15C (AVG) limit is at 54.00 dBuV/m. A vertical blue line marks the average at 2437.00 MHz.</p> <table border="1"> <thead> <tr> <th>Limit</th> <th>Read</th> <th>Ant</th> <th>Cable</th> <th>Preamp</th> <th>Aux</th> <th>APos</th> <th>TPos</th> <th>Remark</th> </tr> <tr> <th>Freq</th> <th>Level</th> <th>Line</th> <th>Margin</th> <th>Level</th> <th>Factor</th> <th>Loss</th> <th>Factor</th> <th></th> </tr> <tr> <th>MHz</th> <th>dBuV/m</th> <th>dBuV/m</th> <th>dB</th> <th>dBuV</th> <th>dB/m</th> <th>dB</th> <th>dB</th> <th>cm</th> <th>deg</th> </tr> </thead> <tbody> <tr> <td>1</td> <td>2437.00</td> <td>109.68</td> <td>54.00</td> <td>55.68</td> <td>99.69</td> <td>32.50</td> <td>7.19</td> <td>35.70</td> <td>6.00</td> <td>100</td> <td>245</td> <td>AVERAGE</td> </tr> </tbody> </table>	Limit	Read	Ant	Cable	Preamp	Aux	APos	TPos	Remark	Freq	Level	Line	Margin	Level	Factor	Loss	Factor		MHz	dBuV/m	dBuV/m	dB	dBuV	dB/m	dB	dB	cm	deg	1	2437.00	109.68	54.00	55.68	99.69	32.50	7.19	35.70	6.00	100	245	AVERAGE	
Limit	Read	Ant	Cable	Preamp	Aux	APos	TPos	Remark																																		
Freq	Level	Line	Margin	Level	Factor	Loss	Factor																																			
MHz	dBuV/m	dBuV/m	dB	dBuV	dB/m	dB	dB	cm	deg																																	
1	2437.00	109.68	54.00	55.68	99.69	32.50	7.19	35.70	6.00	100	245	AVERAGE																														

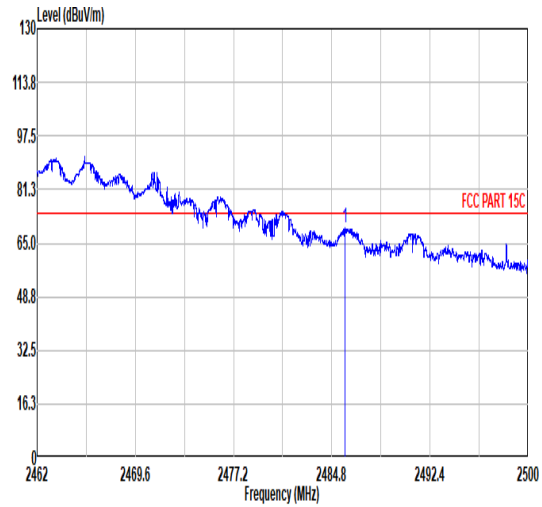
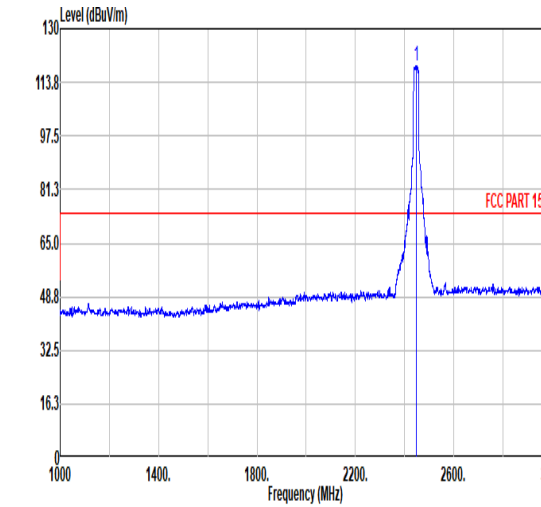
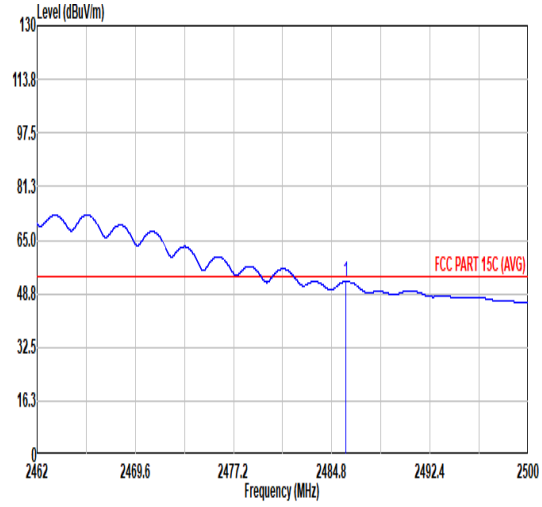
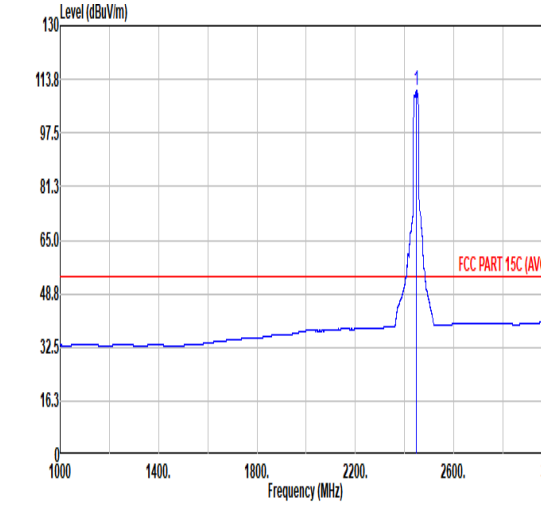


Mode	21																																																		
	Band Edge - R																																																		
	2400-2483.5_802.11ax HE20_CH06_2437MHz																																																		
ANT	CDD 1S3T																																																		
Pol.	Vertical	Fundamental																																																	
Peak	 <table border="1" data-bbox="268 1115 794 1238"> <thead> <tr> <th>Limit</th> <th>Read</th> <th>Ant</th> <th>Cable</th> <th>Preamp</th> <th>Aux</th> <th>APos</th> <th>TPos</th> <th>Remark</th> </tr> <tr> <th>Freq</th> <th>Level</th> <th>Line</th> <th>Margin</th> <th>Level</th> <th>Factor</th> <th>Loss</th> <th>Factor</th> <th>Factor</th> </tr> <tr> <th>MHz</th> <th>dBuV/m</th> <th>dBuV/m</th> <th>dB</th> <th>dBuV</th> <th>dB/m</th> <th>dB</th> <th>dB</th> <th>dB</th> </tr> <tr> <th></th> <th></th> <th></th> <th></th> <th></th> <th></th> <th>cm</th> <th>deg</th> <th></th> </tr> </thead> <tbody> <tr> <td>1</td> <td>2486.80</td> <td>65.73</td> <td>74.00</td> <td>-8.27</td> <td>55.55</td> <td>32.58</td> <td>7.29</td> <td>35.69</td> <td>6.00</td> <td>100</td> <td>245</td> <td>PEAK</td> </tr> </tbody> </table>	Limit	Read	Ant	Cable	Preamp	Aux	APos	TPos	Remark	Freq	Level	Line	Margin	Level	Factor	Loss	Factor	Factor	MHz	dBuV/m	dBuV/m	dB	dBuV	dB/m	dB	dB	dB							cm	deg		1	2486.80	65.73	74.00	-8.27	55.55	32.58	7.29	35.69	6.00	100	245	PEAK	Blank
Limit	Read	Ant	Cable	Preamp	Aux	APos	TPos	Remark																																											
Freq	Level	Line	Margin	Level	Factor	Loss	Factor	Factor																																											
MHz	dBuV/m	dBuV/m	dB	dBuV	dB/m	dB	dB	dB																																											
						cm	deg																																												
1	2486.80	65.73	74.00	-8.27	55.55	32.58	7.29	35.69	6.00	100	245	PEAK																																							
Avg	 <table border="1" data-bbox="268 1792 794 1915"> <thead> <tr> <th>Limit</th> <th>Read</th> <th>Ant</th> <th>Cable</th> <th>Preamp</th> <th>Aux</th> <th>APos</th> <th>TPos</th> <th>Remark</th> </tr> <tr> <th>Freq</th> <th>Level</th> <th>Line</th> <th>Margin</th> <th>Level</th> <th>Factor</th> <th>Loss</th> <th>Factor</th> <th>Factor</th> </tr> <tr> <th>MHz</th> <th>dBuV/m</th> <th>dBuV/m</th> <th>dB</th> <th>dBuV</th> <th>dB/m</th> <th>dB</th> <th>dB</th> <th>dB</th> </tr> <tr> <th></th> <th></th> <th></th> <th></th> <th></th> <th></th> <th>cm</th> <th>deg</th> <th></th> </tr> </thead> <tbody> <tr> <td>1</td> <td>2483.50</td> <td>49.32</td> <td>54.00</td> <td>-4.68</td> <td>39.14</td> <td>32.58</td> <td>7.29</td> <td>35.69</td> <td>6.00</td> <td>100</td> <td>245</td> <td>AVERAGE</td> </tr> </tbody> </table>	Limit	Read	Ant	Cable	Preamp	Aux	APos	TPos	Remark	Freq	Level	Line	Margin	Level	Factor	Loss	Factor	Factor	MHz	dBuV/m	dBuV/m	dB	dBuV	dB/m	dB	dB	dB							cm	deg		1	2483.50	49.32	54.00	-4.68	39.14	32.58	7.29	35.69	6.00	100	245	AVERAGE	Blank
Limit	Read	Ant	Cable	Preamp	Aux	APos	TPos	Remark																																											
Freq	Level	Line	Margin	Level	Factor	Loss	Factor	Factor																																											
MHz	dBuV/m	dBuV/m	dB	dBuV	dB/m	dB	dB	dB																																											
						cm	deg																																												
1	2483.50	49.32	54.00	-4.68	39.14	32.58	7.29	35.69	6.00	100	245	AVERAGE																																							

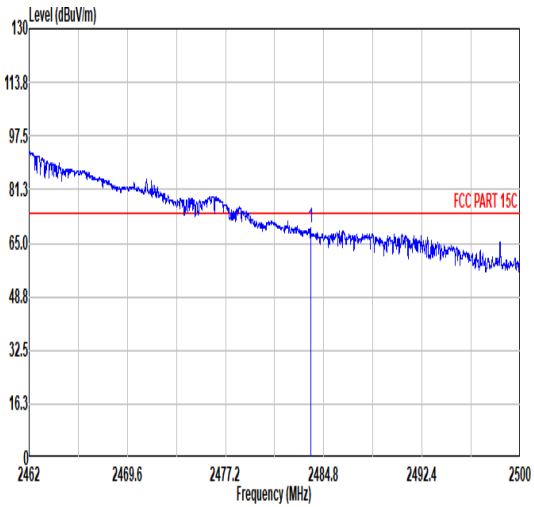
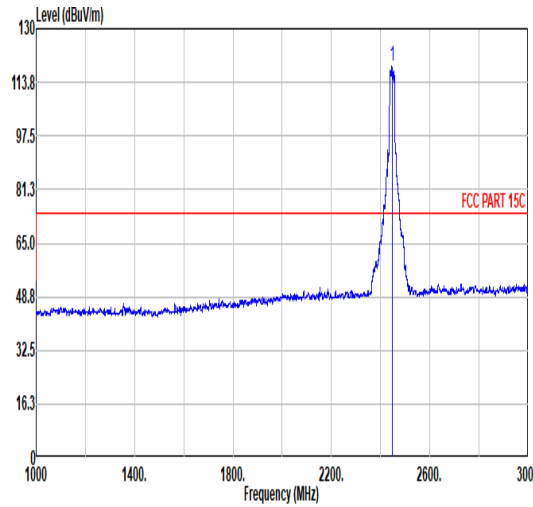
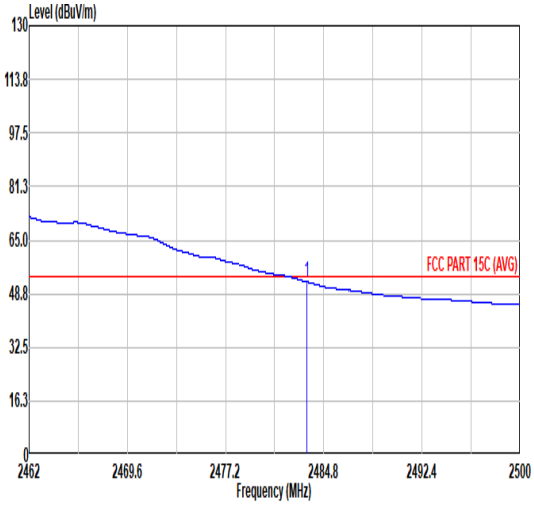
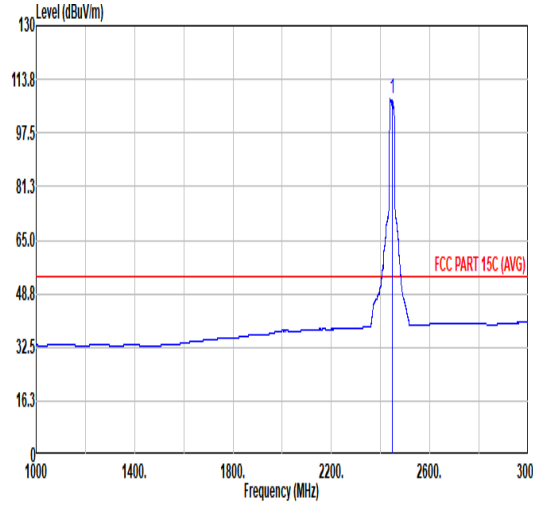


Mode	21																																																																																																																																																																											
	Harmonic																																																																																																																																																																											
	2400-2483.5_802.11ax HE20_CH06_2437MHz																																																																																																																																																																											
ANT	CDD 1S3T																																																																																																																																																																											
Pol.	Horizontal	Vertical																																																																																																																																																																										
Peak Avg																																																																																																																																																																												
	<table border="1"> <thead> <tr> <th>Limit</th> <th>Read</th> <th>Ant</th> <th>Cable</th> <th>Preamp</th> <th>Aux</th> <th>APos</th> <th>TPos</th> <th>Remark</th> </tr> <tr> <th>Freq</th> <th>Level</th> <th>Line</th> <th>Margin</th> <th>Level</th> <th>Factor</th> <th>Loss</th> <th>Factor</th> <th>Factor</th> </tr> <tr> <th>MHz</th> <th>dBuV/m</th> <th>dBuV/m</th> <th>dB</th> <th>dBuV</th> <th>dB/m</th> <th>dB</th> <th>dB</th> <th>dB</th> </tr> </thead> <tbody> <tr> <td>1</td> <td>4000.00</td> <td>50.26</td> <td>74.00</td> <td>-23.74</td> <td>70.52</td> <td>33.90</td> <td>9.52</td> <td>63.68</td> <td>0.00</td> <td>300</td> <td>40</td> <td>Peak</td> </tr> <tr> <td>2</td> <td>4874.00</td> <td>44.31</td> <td>74.00</td> <td>-29.69</td> <td>62.81</td> <td>34.60</td> <td>10.38</td> <td>63.48</td> <td>0.00</td> <td>---</td> <td>---</td> <td>PEAK</td> </tr> <tr> <td>3</td> <td>7311.00</td> <td>44.27</td> <td>74.00</td> <td>-29.73</td> <td>59.22</td> <td>35.90</td> <td>12.82</td> <td>63.67</td> <td>0.00</td> <td>---</td> <td>---</td> <td>PEAK</td> </tr> <tr> <td>4</td> <td>9739.00</td> <td>48.24</td> <td>74.00</td> <td>-25.76</td> <td>57.98</td> <td>37.55</td> <td>14.93</td> <td>62.22</td> <td>0.00</td> <td>100</td> <td>296</td> <td>Peak</td> </tr> </tbody> </table>	Limit	Read	Ant	Cable	Preamp	Aux	APos	TPos	Remark	Freq	Level	Line	Margin	Level	Factor	Loss	Factor	Factor	MHz	dBuV/m	dBuV/m	dB	dBuV	dB/m	dB	dB	dB	1	4000.00	50.26	74.00	-23.74	70.52	33.90	9.52	63.68	0.00	300	40	Peak	2	4874.00	44.31	74.00	-29.69	62.81	34.60	10.38	63.48	0.00	---	---	PEAK	3	7311.00	44.27	74.00	-29.73	59.22	35.90	12.82	63.67	0.00	---	---	PEAK	4	9739.00	48.24	74.00	-25.76	57.98	37.55	14.93	62.22	0.00	100	296	Peak	<table border="1"> <thead> <tr> <th>Limit</th> <th>Read</th> <th>Ant</th> <th>Cable</th> <th>Preamp</th> <th>Aux</th> <th>APos</th> <th>TPos</th> <th>Remark</th> </tr> <tr> <th>Freq</th> <th>Level</th> <th>Line</th> <th>Margin</th> <th>Level</th> <th>Factor</th> <th>Loss</th> <th>Factor</th> <th>Factor</th> </tr> <tr> <th>MHz</th> <th>dBuV/m</th> <th>dBuV/m</th> <th>dB</th> <th>dBuV</th> <th>dB/m</th> <th>dB</th> <th>dB</th> <th>dB</th> </tr> </thead> <tbody> <tr> <td>1</td> <td>4000.00</td> <td>51.15</td> <td>74.00</td> <td>-22.85</td> <td>71.41</td> <td>33.90</td> <td>9.52</td> <td>63.68</td> <td>0.00</td> <td>300</td> <td>147</td> <td>Peak</td> </tr> <tr> <td>2</td> <td>4874.00</td> <td>43.84</td> <td>74.00</td> <td>-30.16</td> <td>62.34</td> <td>34.60</td> <td>10.38</td> <td>63.48</td> <td>0.00</td> <td>---</td> <td>---</td> <td>PEAK</td> </tr> <tr> <td>3</td> <td>7311.00</td> <td>44.37</td> <td>74.00</td> <td>-29.63</td> <td>59.32</td> <td>35.90</td> <td>12.82</td> <td>63.67</td> <td>0.00</td> <td>---</td> <td>---</td> <td>PEAK</td> </tr> <tr> <td>4</td> <td>9748.00</td> <td>53.52</td> <td>74.00</td> <td>-20.48</td> <td>63.23</td> <td>37.56</td> <td>14.95</td> <td>62.22</td> <td>0.00</td> <td>202</td> <td>0</td> <td>Peak</td> </tr> <tr> <td>5</td> <td>9748.00</td> <td>51.65</td> <td>54.00</td> <td>-2.35</td> <td>61.36</td> <td>37.56</td> <td>14.95</td> <td>62.22</td> <td>0.00</td> <td>174</td> <td>15</td> <td>Average</td> </tr> </tbody> </table>	Limit	Read	Ant	Cable	Preamp	Aux	APos	TPos	Remark	Freq	Level	Line	Margin	Level	Factor	Loss	Factor	Factor	MHz	dBuV/m	dBuV/m	dB	dBuV	dB/m	dB	dB	dB	1	4000.00	51.15	74.00	-22.85	71.41	33.90	9.52	63.68	0.00	300	147	Peak	2	4874.00	43.84	74.00	-30.16	62.34	34.60	10.38	63.48	0.00	---	---	PEAK	3	7311.00	44.37	74.00	-29.63	59.32	35.90	12.82	63.67	0.00	---	---	PEAK	4	9748.00	53.52	74.00	-20.48	63.23	37.56	14.95	62.22	0.00	202	0	Peak	5	9748.00	51.65	54.00	-2.35	61.36	37.56	14.95	62.22	0.00	174	15
Limit	Read	Ant	Cable	Preamp	Aux	APos	TPos	Remark																																																																																																																																																																				
Freq	Level	Line	Margin	Level	Factor	Loss	Factor	Factor																																																																																																																																																																				
MHz	dBuV/m	dBuV/m	dB	dBuV	dB/m	dB	dB	dB																																																																																																																																																																				
1	4000.00	50.26	74.00	-23.74	70.52	33.90	9.52	63.68	0.00	300	40	Peak																																																																																																																																																																
2	4874.00	44.31	74.00	-29.69	62.81	34.60	10.38	63.48	0.00	---	---	PEAK																																																																																																																																																																
3	7311.00	44.27	74.00	-29.73	59.22	35.90	12.82	63.67	0.00	---	---	PEAK																																																																																																																																																																
4	9739.00	48.24	74.00	-25.76	57.98	37.55	14.93	62.22	0.00	100	296	Peak																																																																																																																																																																
Limit	Read	Ant	Cable	Preamp	Aux	APos	TPos	Remark																																																																																																																																																																				
Freq	Level	Line	Margin	Level	Factor	Loss	Factor	Factor																																																																																																																																																																				
MHz	dBuV/m	dBuV/m	dB	dBuV	dB/m	dB	dB	dB																																																																																																																																																																				
1	4000.00	51.15	74.00	-22.85	71.41	33.90	9.52	63.68	0.00	300	147	Peak																																																																																																																																																																
2	4874.00	43.84	74.00	-30.16	62.34	34.60	10.38	63.48	0.00	---	---	PEAK																																																																																																																																																																
3	7311.00	44.37	74.00	-29.63	59.32	35.90	12.82	63.67	0.00	---	---	PEAK																																																																																																																																																																
4	9748.00	53.52	74.00	-20.48	63.23	37.56	14.95	62.22	0.00	202	0	Peak																																																																																																																																																																
5	9748.00	51.65	54.00	-2.35	61.36	37.56	14.95	62.22	0.00	174	15	Average																																																																																																																																																																



	22																																																																																			
Mode	Band Edge																																																																																			
	2400-2483.5_802.11ax HE20_CH08_2447MHz																																																																																			
ANT	CDD 1S3T																																																																																			
Pol.	Horizontal	Fundamental																																																																																		
Peak	 <table border="1" data-bbox="255 1108 798 1243"> <thead> <tr> <th>Limit</th> <th>Read</th> <th>Ant</th> <th>Cable</th> <th>Preamp</th> <th>Aux</th> <th>APos</th> <th>TPos</th> <th>Remark</th> </tr> <tr> <th>Freq</th> <th>Level</th> <th>Line Margin</th> <th>Level Factor</th> <th>Loss Factor</th> <th>Factor</th> <th></th> <th></th> <th></th> </tr> <tr> <th>MHz</th> <th>dBuV/m</th> <th>dBuV/m</th> <th>dB</th> <th>dBuV</th> <th>dB/m</th> <th>dB</th> <th>dB</th> <th>cm</th> <th>deg</th> </tr> </thead> <tbody> <tr> <td>1</td> <td>2485.81</td> <td>69.66</td> <td>74.00</td> <td>-4.34</td> <td>59.48</td> <td>32.58</td> <td>7.29</td> <td>35.69</td> <td>6.00</td> <td>124</td> <td>176</td> <td>PEAK</td> </tr> </tbody> </table>	Limit	Read	Ant	Cable	Preamp	Aux	APos	TPos	Remark	Freq	Level	Line Margin	Level Factor	Loss Factor	Factor				MHz	dBuV/m	dBuV/m	dB	dBuV	dB/m	dB	dB	cm	deg	1	2485.81	69.66	74.00	-4.34	59.48	32.58	7.29	35.69	6.00	124	176	PEAK	 <table border="1" data-bbox="877 1108 1420 1243"> <thead> <tr> <th>Limit</th> <th>Read</th> <th>Ant</th> <th>Cable</th> <th>Preamp</th> <th>Aux</th> <th>APos</th> <th>TPos</th> <th>Remark</th> </tr> <tr> <th>Freq</th> <th>Level</th> <th>Line Margin</th> <th>Level Factor</th> <th>Loss Factor</th> <th>Factor</th> <th></th> <th></th> <th></th> </tr> <tr> <th>MHz</th> <th>dBuV/m</th> <th>dBuV/m</th> <th>dB</th> <th>dBuV</th> <th>dB/m</th> <th>dB</th> <th>dB</th> <th>cm</th> <th>deg</th> </tr> </thead> <tbody> <tr> <td>1</td> <td>2447.00</td> <td>118.87</td> <td>-----</td> <td>-----</td> <td>108.83</td> <td>32.52</td> <td>7.22</td> <td>35.70</td> <td>6.00</td> <td>124</td> <td>176</td> <td>PEAK</td> </tr> </tbody> </table>	Limit	Read	Ant	Cable	Preamp	Aux	APos	TPos	Remark	Freq	Level	Line Margin	Level Factor	Loss Factor	Factor				MHz	dBuV/m	dBuV/m	dB	dBuV	dB/m	dB	dB	cm	deg	1	2447.00	118.87	-----	-----	108.83	32.52	7.22	35.70	6.00	124	176	PEAK
	Limit	Read	Ant	Cable	Preamp	Aux	APos	TPos	Remark																																																																											
Freq	Level	Line Margin	Level Factor	Loss Factor	Factor																																																																															
MHz	dBuV/m	dBuV/m	dB	dBuV	dB/m	dB	dB	cm	deg																																																																											
1	2485.81	69.66	74.00	-4.34	59.48	32.58	7.29	35.69	6.00	124	176	PEAK																																																																								
Limit	Read	Ant	Cable	Preamp	Aux	APos	TPos	Remark																																																																												
Freq	Level	Line Margin	Level Factor	Loss Factor	Factor																																																																															
MHz	dBuV/m	dBuV/m	dB	dBuV	dB/m	dB	dB	cm	deg																																																																											
1	2447.00	118.87	-----	-----	108.83	32.52	7.22	35.70	6.00	124	176	PEAK																																																																								
Avg	 <table border="1" data-bbox="255 1792 798 1926"> <thead> <tr> <th>Limit</th> <th>Read</th> <th>Ant</th> <th>Cable</th> <th>Preamp</th> <th>Aux</th> <th>APos</th> <th>TPos</th> <th>Remark</th> </tr> <tr> <th>Freq</th> <th>Level</th> <th>Line Margin</th> <th>Level Factor</th> <th>Loss Factor</th> <th>Factor</th> <th></th> <th></th> <th></th> </tr> <tr> <th>MHz</th> <th>dBuV/m</th> <th>dBuV/m</th> <th>dB</th> <th>dBuV</th> <th>dB/m</th> <th>dB</th> <th>dB</th> <th>cm</th> <th>deg</th> </tr> </thead> <tbody> <tr> <td>1</td> <td>2485.88</td> <td>52.48</td> <td>54.00</td> <td>-1.52</td> <td>42.30</td> <td>32.58</td> <td>7.29</td> <td>35.69</td> <td>6.00</td> <td>124</td> <td>176</td> <td>AVERAGE</td> </tr> </tbody> </table>	Limit	Read	Ant	Cable	Preamp	Aux	APos	TPos	Remark	Freq	Level	Line Margin	Level Factor	Loss Factor	Factor				MHz	dBuV/m	dBuV/m	dB	dBuV	dB/m	dB	dB	cm	deg	1	2485.88	52.48	54.00	-1.52	42.30	32.58	7.29	35.69	6.00	124	176	AVERAGE	 <table border="1" data-bbox="877 1792 1420 1926"> <thead> <tr> <th>Limit</th> <th>Read</th> <th>Ant</th> <th>Cable</th> <th>Preamp</th> <th>Aux</th> <th>APos</th> <th>TPos</th> <th>Remark</th> </tr> <tr> <th>Freq</th> <th>Level</th> <th>Line Margin</th> <th>Level Factor</th> <th>Loss Factor</th> <th>Factor</th> <th></th> <th></th> <th></th> </tr> <tr> <th>MHz</th> <th>dBuV/m</th> <th>dBuV/m</th> <th>dB</th> <th>dBuV</th> <th>dB/m</th> <th>dB</th> <th>dB</th> <th>cm</th> <th>deg</th> </tr> </thead> <tbody> <tr> <td>1</td> <td>2447.00</td> <td>110.22</td> <td>-----</td> <td>-----</td> <td>100.17</td> <td>32.53</td> <td>7.22</td> <td>35.70</td> <td>6.00</td> <td>124</td> <td>176</td> <td>AVERAGE</td> </tr> </tbody> </table>	Limit	Read	Ant	Cable	Preamp	Aux	APos	TPos	Remark	Freq	Level	Line Margin	Level Factor	Loss Factor	Factor				MHz	dBuV/m	dBuV/m	dB	dBuV	dB/m	dB	dB	cm	deg	1	2447.00	110.22	-----	-----	100.17	32.53	7.22	35.70	6.00	124	176	AVERAGE
	Limit	Read	Ant	Cable	Preamp	Aux	APos	TPos	Remark																																																																											
Freq	Level	Line Margin	Level Factor	Loss Factor	Factor																																																																															
MHz	dBuV/m	dBuV/m	dB	dBuV	dB/m	dB	dB	cm	deg																																																																											
1	2485.88	52.48	54.00	-1.52	42.30	32.58	7.29	35.69	6.00	124	176	AVERAGE																																																																								
Limit	Read	Ant	Cable	Preamp	Aux	APos	TPos	Remark																																																																												
Freq	Level	Line Margin	Level Factor	Loss Factor	Factor																																																																															
MHz	dBuV/m	dBuV/m	dB	dBuV	dB/m	dB	dB	cm	deg																																																																											
1	2447.00	110.22	-----	-----	100.17	32.53	7.22	35.70	6.00	124	176	AVERAGE																																																																								



	22																																																																																			
Mode	Band Edge																																																																																			
	2400-2483.5_802.11ax HE20_CH08_2447MHz																																																																																			
ANT	CDD 1S3T																																																																																			
Pol.	Vertical	Fundamental																																																																																		
Peak	 <table border="1" data-bbox="263 1108 774 1243"> <thead> <tr> <th>Limit</th> <th>Read</th> <th>Ant</th> <th>Cable</th> <th>Preamp</th> <th>Aux</th> <th>APos</th> <th>TPos</th> <th>Remark</th> </tr> <tr> <th>Freq</th> <th>Level</th> <th>Line Margin</th> <th>Level Factor</th> <th>Loss Factor</th> <th>Factor</th> <th>Factor</th> <th>Factor</th> <th></th> </tr> <tr> <th>MHz</th> <th>dBuV/m</th> <th>dBuV/m</th> <th>dB</th> <th>dBuV</th> <th>dB/m</th> <th>dB</th> <th>dB</th> <th>cm</th> <th>deg</th> </tr> </thead> <tbody> <tr> <td>1</td> <td>2483.79</td> <td>69.46</td> <td>74.00</td> <td>-4.54</td> <td>59.28</td> <td>32.58</td> <td>7.29</td> <td>35.69</td> <td>6.00</td> <td>100</td> <td>250</td> <td>PEAK</td> </tr> </tbody> </table>	Limit	Read	Ant	Cable	Preamp	Aux	APos	TPos	Remark	Freq	Level	Line Margin	Level Factor	Loss Factor	Factor	Factor	Factor		MHz	dBuV/m	dBuV/m	dB	dBuV	dB/m	dB	dB	cm	deg	1	2483.79	69.46	74.00	-4.54	59.28	32.58	7.29	35.69	6.00	100	250	PEAK	 <table border="1" data-bbox="901 1108 1412 1243"> <thead> <tr> <th>Limit</th> <th>Read</th> <th>Ant</th> <th>Cable</th> <th>Preamp</th> <th>Aux</th> <th>APos</th> <th>TPos</th> <th>Remark</th> </tr> <tr> <th>Freq</th> <th>Level</th> <th>Line Margin</th> <th>Level Factor</th> <th>Loss Factor</th> <th>Factor</th> <th>Factor</th> <th>Factor</th> <th></th> </tr> <tr> <th>MHz</th> <th>dBuV/m</th> <th>dBuV/m</th> <th>dB</th> <th>dBuV</th> <th>dB/m</th> <th>dB</th> <th>dB</th> <th>cm</th> <th>deg</th> </tr> </thead> <tbody> <tr> <td>1</td> <td>2447.00</td> <td>118.65</td> <td>-----</td> <td>-----</td> <td>108.61</td> <td>32.52</td> <td>7.22</td> <td>35.70</td> <td>6.00</td> <td>100</td> <td>250</td> <td>PEAK</td> </tr> </tbody> </table>	Limit	Read	Ant	Cable	Preamp	Aux	APos	TPos	Remark	Freq	Level	Line Margin	Level Factor	Loss Factor	Factor	Factor	Factor		MHz	dBuV/m	dBuV/m	dB	dBuV	dB/m	dB	dB	cm	deg	1	2447.00	118.65	-----	-----	108.61	32.52	7.22	35.70	6.00	100	250	PEAK
	Limit	Read	Ant	Cable	Preamp	Aux	APos	TPos	Remark																																																																											
Freq	Level	Line Margin	Level Factor	Loss Factor	Factor	Factor	Factor																																																																													
MHz	dBuV/m	dBuV/m	dB	dBuV	dB/m	dB	dB	cm	deg																																																																											
1	2483.79	69.46	74.00	-4.54	59.28	32.58	7.29	35.69	6.00	100	250	PEAK																																																																								
Limit	Read	Ant	Cable	Preamp	Aux	APos	TPos	Remark																																																																												
Freq	Level	Line Margin	Level Factor	Loss Factor	Factor	Factor	Factor																																																																													
MHz	dBuV/m	dBuV/m	dB	dBuV	dB/m	dB	dB	cm	deg																																																																											
1	2447.00	118.65	-----	-----	108.61	32.52	7.22	35.70	6.00	100	250	PEAK																																																																								
Avg	 <table border="1" data-bbox="263 1792 774 1926"> <thead> <tr> <th>Limit</th> <th>Read</th> <th>Ant</th> <th>Cable</th> <th>Preamp</th> <th>Aux</th> <th>APos</th> <th>TPos</th> <th>Remark</th> </tr> <tr> <th>Freq</th> <th>Level</th> <th>Line Margin</th> <th>Level Factor</th> <th>Loss Factor</th> <th>Factor</th> <th>Factor</th> <th>Factor</th> <th></th> </tr> <tr> <th>MHz</th> <th>dBuV/m</th> <th>dBuV/m</th> <th>dB</th> <th>dBuV</th> <th>dB/m</th> <th>dB</th> <th>dB</th> <th>cm</th> <th>deg</th> </tr> </thead> <tbody> <tr> <td>1</td> <td>2483.50</td> <td>52.38</td> <td>54.00</td> <td>-1.62</td> <td>42.20</td> <td>32.58</td> <td>7.29</td> <td>35.69</td> <td>6.00</td> <td>100</td> <td>250</td> <td>AVERAGE</td> </tr> </tbody> </table>	Limit	Read	Ant	Cable	Preamp	Aux	APos	TPos	Remark	Freq	Level	Line Margin	Level Factor	Loss Factor	Factor	Factor	Factor		MHz	dBuV/m	dBuV/m	dB	dBuV	dB/m	dB	dB	cm	deg	1	2483.50	52.38	54.00	-1.62	42.20	32.58	7.29	35.69	6.00	100	250	AVERAGE	 <table border="1" data-bbox="901 1792 1412 1926"> <thead> <tr> <th>Limit</th> <th>Read</th> <th>Ant</th> <th>Cable</th> <th>Preamp</th> <th>Aux</th> <th>APos</th> <th>TPos</th> <th>Remark</th> </tr> <tr> <th>Freq</th> <th>Level</th> <th>Line Margin</th> <th>Level Factor</th> <th>Loss Factor</th> <th>Factor</th> <th>Factor</th> <th>Factor</th> <th></th> </tr> <tr> <th>MHz</th> <th>dBuV/m</th> <th>dBuV/m</th> <th>dB</th> <th>dBuV</th> <th>dB/m</th> <th>dB</th> <th>dB</th> <th>cm</th> <th>deg</th> </tr> </thead> <tbody> <tr> <td>1</td> <td>2447.00</td> <td>107.73</td> <td>-----</td> <td>-----</td> <td>97.72</td> <td>32.51</td> <td>7.20</td> <td>35.70</td> <td>6.00</td> <td>100</td> <td>250</td> <td>AVERAGE</td> </tr> </tbody> </table>	Limit	Read	Ant	Cable	Preamp	Aux	APos	TPos	Remark	Freq	Level	Line Margin	Level Factor	Loss Factor	Factor	Factor	Factor		MHz	dBuV/m	dBuV/m	dB	dBuV	dB/m	dB	dB	cm	deg	1	2447.00	107.73	-----	-----	97.72	32.51	7.20	35.70	6.00	100	250	AVERAGE
	Limit	Read	Ant	Cable	Preamp	Aux	APos	TPos	Remark																																																																											
Freq	Level	Line Margin	Level Factor	Loss Factor	Factor	Factor	Factor																																																																													
MHz	dBuV/m	dBuV/m	dB	dBuV	dB/m	dB	dB	cm	deg																																																																											
1	2483.50	52.38	54.00	-1.62	42.20	32.58	7.29	35.69	6.00	100	250	AVERAGE																																																																								
Limit	Read	Ant	Cable	Preamp	Aux	APos	TPos	Remark																																																																												
Freq	Level	Line Margin	Level Factor	Loss Factor	Factor	Factor	Factor																																																																													
MHz	dBuV/m	dBuV/m	dB	dBuV	dB/m	dB	dB	cm	deg																																																																											
1	2447.00	107.73	-----	-----	97.72	32.51	7.20	35.70	6.00	100	250	AVERAGE																																																																								

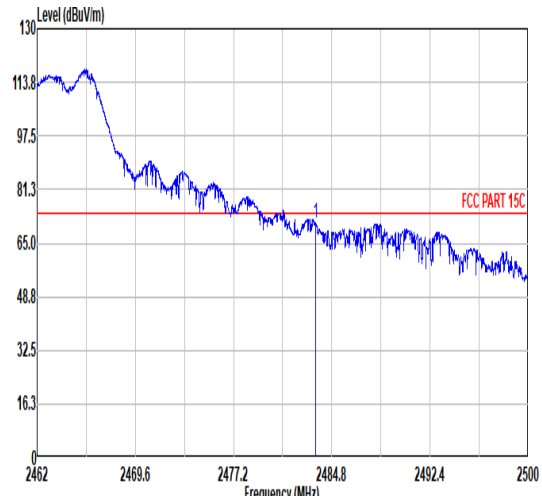
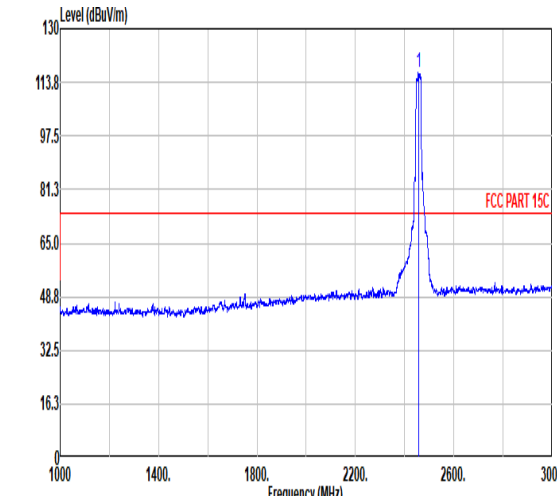
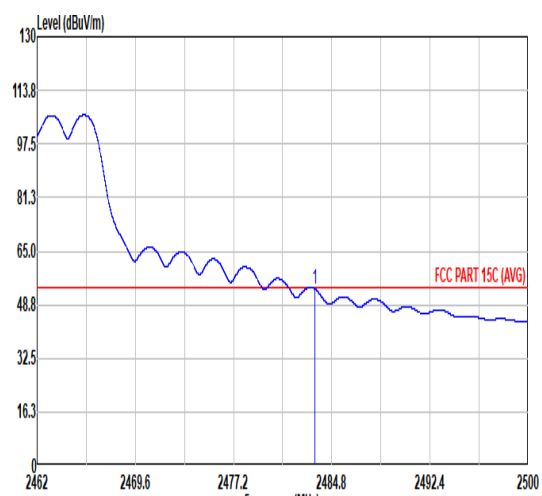
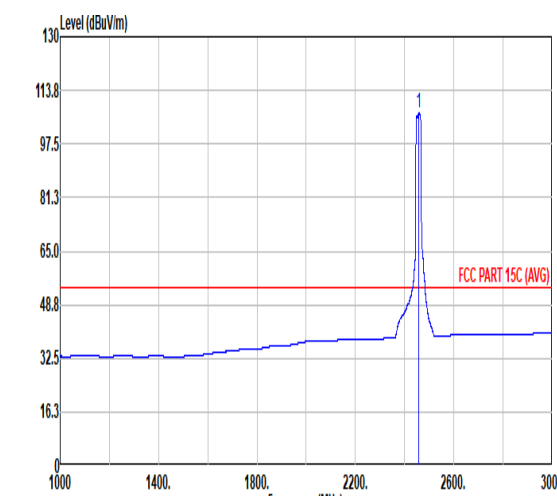


		23																																																																																		
Mode	Band Edge																																																																																			
	2400-2483.5_802.11ax HE20_CH09_2452MHz																																																																																			
ANT	CDD 1S3T																																																																																			
Pol.	Horizontal	Fundamental																																																																																		
Peak	<table border="1"> <thead> <tr> <th>Limit</th> <th>Read</th> <th>Ant</th> <th>Cable</th> <th>Preamp</th> <th>Aux</th> <th>APos</th> <th>TPos</th> <th>Remark</th> </tr> <tr> <th>Freq</th> <th>Level</th> <th>Line Margin</th> <th>Level Factor</th> <th>Loss Factor</th> <th>Factor</th> <th></th> <th></th> <th></th> </tr> <tr> <th>MHz</th> <th>dBuV/m</th> <th>dBuV/m</th> <th>dB</th> <th>dBuV</th> <th>dB/m</th> <th>dB</th> <th>dB</th> <th>cm</th> <th>deg</th> </tr> </thead> <tbody> <tr> <td>1</td> <td>2485.43</td> <td>70.41</td> <td>74.00</td> <td>-3.59</td> <td>60.23</td> <td>32.58</td> <td>7.29</td> <td>35.69</td> <td>6.00</td> <td>148</td> <td>176</td> <td>PEAK</td> </tr> </tbody> </table>	Limit	Read	Ant	Cable	Preamp	Aux	APos	TPos	Remark	Freq	Level	Line Margin	Level Factor	Loss Factor	Factor				MHz	dBuV/m	dBuV/m	dB	dBuV	dB/m	dB	dB	cm	deg	1	2485.43	70.41	74.00	-3.59	60.23	32.58	7.29	35.69	6.00	148	176	PEAK	<table border="1"> <thead> <tr> <th>Limit</th> <th>Read</th> <th>Ant</th> <th>Cable</th> <th>Preamp</th> <th>Aux</th> <th>APos</th> <th>TPos</th> <th>Remark</th> </tr> <tr> <th>Freq</th> <th>Level</th> <th>Line Margin</th> <th>Level Factor</th> <th>Loss Factor</th> <th>Factor</th> <th></th> <th></th> <th></th> </tr> <tr> <th>MHz</th> <th>dBuV/m</th> <th>dBuV/m</th> <th>dB</th> <th>dBuV</th> <th>dB/m</th> <th>dB</th> <th>dB</th> <th>cm</th> <th>deg</th> </tr> </thead> <tbody> <tr> <td>1</td> <td>2452.00</td> <td>116.49</td> <td>-----</td> <td>-----</td> <td>106.41</td> <td>32.54</td> <td>7.24</td> <td>35.70</td> <td>6.00</td> <td>148</td> <td>176</td> <td>PEAK</td> </tr> </tbody> </table>	Limit	Read	Ant	Cable	Preamp	Aux	APos	TPos	Remark	Freq	Level	Line Margin	Level Factor	Loss Factor	Factor				MHz	dBuV/m	dBuV/m	dB	dBuV	dB/m	dB	dB	cm	deg	1	2452.00	116.49	-----	-----	106.41	32.54	7.24	35.70	6.00	148	176	PEAK
	Limit	Read	Ant	Cable	Preamp	Aux	APos	TPos	Remark																																																																											
Freq	Level	Line Margin	Level Factor	Loss Factor	Factor																																																																															
MHz	dBuV/m	dBuV/m	dB	dBuV	dB/m	dB	dB	cm	deg																																																																											
1	2485.43	70.41	74.00	-3.59	60.23	32.58	7.29	35.69	6.00	148	176	PEAK																																																																								
Limit	Read	Ant	Cable	Preamp	Aux	APos	TPos	Remark																																																																												
Freq	Level	Line Margin	Level Factor	Loss Factor	Factor																																																																															
MHz	dBuV/m	dBuV/m	dB	dBuV	dB/m	dB	dB	cm	deg																																																																											
1	2452.00	116.49	-----	-----	106.41	32.54	7.24	35.70	6.00	148	176	PEAK																																																																								
Avg	<table border="1"> <thead> <tr> <th>Limit</th> <th>Read</th> <th>Ant</th> <th>Cable</th> <th>Preamp</th> <th>Aux</th> <th>APos</th> <th>TPos</th> <th>Remark</th> </tr> <tr> <th>Freq</th> <th>Level</th> <th>Line Margin</th> <th>Level Factor</th> <th>Loss Factor</th> <th>Factor</th> <th></th> <th></th> <th></th> </tr> <tr> <th>MHz</th> <th>dBuV/m</th> <th>dBuV/m</th> <th>dB</th> <th>dBuV</th> <th>dB/m</th> <th>dB</th> <th>dB</th> <th>cm</th> <th>deg</th> </tr> </thead> <tbody> <tr> <td>1</td> <td>2484.81</td> <td>52.47</td> <td>54.00</td> <td>-1.53</td> <td>42.29</td> <td>32.58</td> <td>7.29</td> <td>35.69</td> <td>6.00</td> <td>148</td> <td>176</td> <td>AVERAGE</td> </tr> </tbody> </table>	Limit	Read	Ant	Cable	Preamp	Aux	APos	TPos	Remark	Freq	Level	Line Margin	Level Factor	Loss Factor	Factor				MHz	dBuV/m	dBuV/m	dB	dBuV	dB/m	dB	dB	cm	deg	1	2484.81	52.47	54.00	-1.53	42.29	32.58	7.29	35.69	6.00	148	176	AVERAGE	<table border="1"> <thead> <tr> <th>Limit</th> <th>Read</th> <th>Ant</th> <th>Cable</th> <th>Preamp</th> <th>Aux</th> <th>APos</th> <th>TPos</th> <th>Remark</th> </tr> <tr> <th>Freq</th> <th>Level</th> <th>Line Margin</th> <th>Level Factor</th> <th>Loss Factor</th> <th>Factor</th> <th></th> <th></th> <th></th> </tr> <tr> <th>MHz</th> <th>dBuV/m</th> <th>dBuV/m</th> <th>dB</th> <th>dBuV</th> <th>dB/m</th> <th>dB</th> <th>dB</th> <th>cm</th> <th>deg</th> </tr> </thead> <tbody> <tr> <td>1</td> <td>2452.00</td> <td>107.22</td> <td>-----</td> <td>-----</td> <td>97.15</td> <td>32.54</td> <td>7.23</td> <td>35.70</td> <td>6.00</td> <td>148</td> <td>176</td> <td>AVERAGE</td> </tr> </tbody> </table>	Limit	Read	Ant	Cable	Preamp	Aux	APos	TPos	Remark	Freq	Level	Line Margin	Level Factor	Loss Factor	Factor				MHz	dBuV/m	dBuV/m	dB	dBuV	dB/m	dB	dB	cm	deg	1	2452.00	107.22	-----	-----	97.15	32.54	7.23	35.70	6.00	148	176	AVERAGE
	Limit	Read	Ant	Cable	Preamp	Aux	APos	TPos	Remark																																																																											
Freq	Level	Line Margin	Level Factor	Loss Factor	Factor																																																																															
MHz	dBuV/m	dBuV/m	dB	dBuV	dB/m	dB	dB	cm	deg																																																																											
1	2484.81	52.47	54.00	-1.53	42.29	32.58	7.29	35.69	6.00	148	176	AVERAGE																																																																								
Limit	Read	Ant	Cable	Preamp	Aux	APos	TPos	Remark																																																																												
Freq	Level	Line Margin	Level Factor	Loss Factor	Factor																																																																															
MHz	dBuV/m	dBuV/m	dB	dBuV	dB/m	dB	dB	cm	deg																																																																											
1	2452.00	107.22	-----	-----	97.15	32.54	7.23	35.70	6.00	148	176	AVERAGE																																																																								

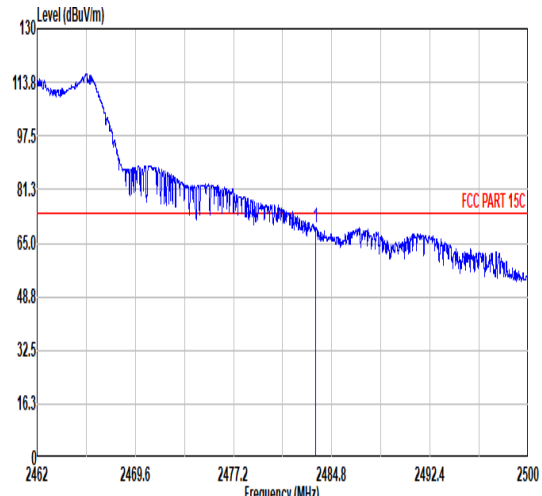
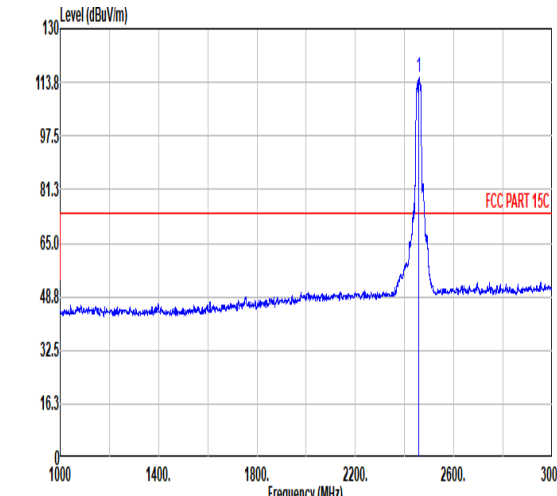
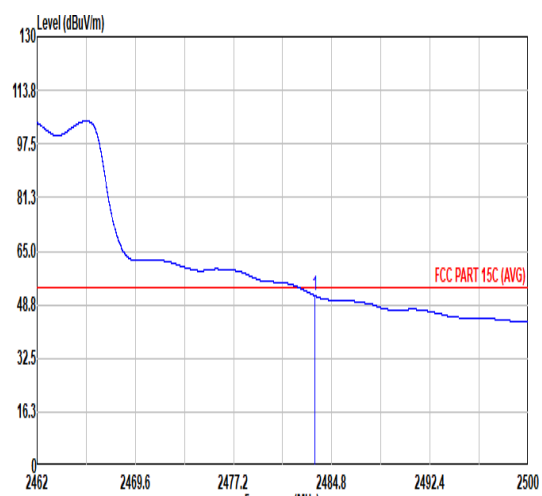
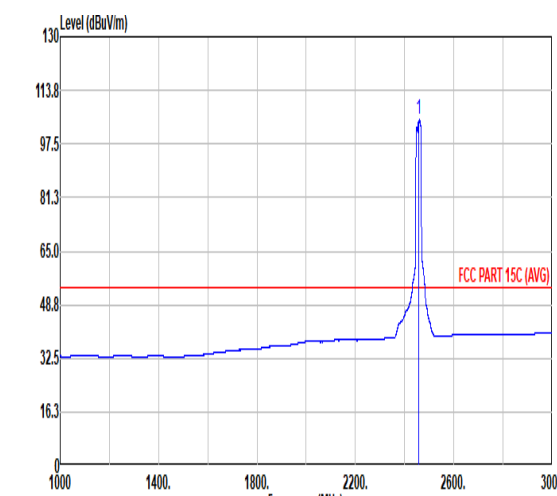


	23																																																																																			
Mode	Band Edge																																																																																			
	2400-2483.5_802.11ax HE20_CH09_2452MHz																																																																																			
ANT	CDD 1S3T																																																																																			
Pol.	Vertical	Fundamental																																																																																		
Peak	<table border="1"> <thead> <tr> <th>Limit</th> <th>Read</th> <th>Ant</th> <th>Cable</th> <th>Preamp</th> <th>Aux</th> <th>APos</th> <th>TPos</th> <th>Remark</th> </tr> <tr> <th>Freq</th> <th>Level</th> <th>Line Margin</th> <th>Level Factor</th> <th>Loss Factor</th> <th>Factor</th> <th></th> <th></th> <th></th> </tr> <tr> <th>MHz</th> <th>dBuV/m</th> <th>dBuV/m</th> <th>dB</th> <th>dBuV</th> <th>dB/m</th> <th>dB</th> <th>dB</th> <th>cm</th> <th>deg</th> </tr> </thead> <tbody> <tr> <td>1</td> <td>2484.06</td> <td>70.72</td> <td>74.00</td> <td>-3.28</td> <td>60.54</td> <td>32.58</td> <td>7.29</td> <td>35.69</td> <td>6.00</td> <td>182</td> <td>265</td> <td>PEAK</td> </tr> </tbody> </table>	Limit	Read	Ant	Cable	Preamp	Aux	APos	TPos	Remark	Freq	Level	Line Margin	Level Factor	Loss Factor	Factor				MHz	dBuV/m	dBuV/m	dB	dBuV	dB/m	dB	dB	cm	deg	1	2484.06	70.72	74.00	-3.28	60.54	32.58	7.29	35.69	6.00	182	265	PEAK	<table border="1"> <thead> <tr> <th>Limit</th> <th>Read</th> <th>Ant</th> <th>Cable</th> <th>Preamp</th> <th>Aux</th> <th>APos</th> <th>TPos</th> <th>Remark</th> </tr> <tr> <th>Freq</th> <th>Level</th> <th>Line Margin</th> <th>Level Factor</th> <th>Loss Factor</th> <th>Factor</th> <th></th> <th></th> <th></th> </tr> <tr> <th>MHz</th> <th>dBuV/m</th> <th>dBuV/m</th> <th>dB</th> <th>dBuV</th> <th>dB/m</th> <th>dB</th> <th>dB</th> <th>cm</th> <th>deg</th> </tr> </thead> <tbody> <tr> <td>1</td> <td>2452.00</td> <td>115.85</td> <td>-----</td> <td>-----</td> <td>105.77</td> <td>32.54</td> <td>7.24</td> <td>35.70</td> <td>6.00</td> <td>182</td> <td>265</td> <td>PEAK</td> </tr> </tbody> </table>	Limit	Read	Ant	Cable	Preamp	Aux	APos	TPos	Remark	Freq	Level	Line Margin	Level Factor	Loss Factor	Factor				MHz	dBuV/m	dBuV/m	dB	dBuV	dB/m	dB	dB	cm	deg	1	2452.00	115.85	-----	-----	105.77	32.54	7.24	35.70	6.00	182	265	PEAK
	Limit	Read	Ant	Cable	Preamp	Aux	APos	TPos	Remark																																																																											
Freq	Level	Line Margin	Level Factor	Loss Factor	Factor																																																																															
MHz	dBuV/m	dBuV/m	dB	dBuV	dB/m	dB	dB	cm	deg																																																																											
1	2484.06	70.72	74.00	-3.28	60.54	32.58	7.29	35.69	6.00	182	265	PEAK																																																																								
Limit	Read	Ant	Cable	Preamp	Aux	APos	TPos	Remark																																																																												
Freq	Level	Line Margin	Level Factor	Loss Factor	Factor																																																																															
MHz	dBuV/m	dBuV/m	dB	dBuV	dB/m	dB	dB	cm	deg																																																																											
1	2452.00	115.85	-----	-----	105.77	32.54	7.24	35.70	6.00	182	265	PEAK																																																																								
Avg	<table border="1"> <thead> <tr> <th>Limit</th> <th>Read</th> <th>Ant</th> <th>Cable</th> <th>Preamp</th> <th>Aux</th> <th>APos</th> <th>TPos</th> <th>Remark</th> </tr> <tr> <th>Freq</th> <th>Level</th> <th>Line Margin</th> <th>Level Factor</th> <th>Loss Factor</th> <th>Factor</th> <th></th> <th></th> <th></th> </tr> <tr> <th>MHz</th> <th>dBuV/m</th> <th>dBuV/m</th> <th>dB</th> <th>dBuV</th> <th>dB/m</th> <th>dB</th> <th>dB</th> <th>cm</th> <th>deg</th> </tr> </thead> <tbody> <tr> <td>1</td> <td>2483.50</td> <td>51.14</td> <td>54.00</td> <td>-2.86</td> <td>40.96</td> <td>32.58</td> <td>7.29</td> <td>35.69</td> <td>6.00</td> <td>182</td> <td>265</td> <td>AVERAGE</td> </tr> </tbody> </table>	Limit	Read	Ant	Cable	Preamp	Aux	APos	TPos	Remark	Freq	Level	Line Margin	Level Factor	Loss Factor	Factor				MHz	dBuV/m	dBuV/m	dB	dBuV	dB/m	dB	dB	cm	deg	1	2483.50	51.14	54.00	-2.86	40.96	32.58	7.29	35.69	6.00	182	265	AVERAGE	<table border="1"> <thead> <tr> <th>Limit</th> <th>Read</th> <th>Ant</th> <th>Cable</th> <th>Preamp</th> <th>Aux</th> <th>APos</th> <th>TPos</th> <th>Remark</th> </tr> <tr> <th>Freq</th> <th>Level</th> <th>Line Margin</th> <th>Level Factor</th> <th>Loss Factor</th> <th>Factor</th> <th></th> <th></th> <th></th> </tr> <tr> <th>MHz</th> <th>dBuV/m</th> <th>dBuV/m</th> <th>dB</th> <th>dBuV</th> <th>dB/m</th> <th>dB</th> <th>dB</th> <th>cm</th> <th>deg</th> </tr> </thead> <tbody> <tr> <td>1</td> <td>2452.00</td> <td>105.48</td> <td>-----</td> <td>-----</td> <td>95.40</td> <td>32.54</td> <td>7.24</td> <td>35.70</td> <td>6.00</td> <td>182</td> <td>265</td> <td>AVERAGE</td> </tr> </tbody> </table>	Limit	Read	Ant	Cable	Preamp	Aux	APos	TPos	Remark	Freq	Level	Line Margin	Level Factor	Loss Factor	Factor				MHz	dBuV/m	dBuV/m	dB	dBuV	dB/m	dB	dB	cm	deg	1	2452.00	105.48	-----	-----	95.40	32.54	7.24	35.70	6.00	182	265	AVERAGE
	Limit	Read	Ant	Cable	Preamp	Aux	APos	TPos	Remark																																																																											
Freq	Level	Line Margin	Level Factor	Loss Factor	Factor																																																																															
MHz	dBuV/m	dBuV/m	dB	dBuV	dB/m	dB	dB	cm	deg																																																																											
1	2483.50	51.14	54.00	-2.86	40.96	32.58	7.29	35.69	6.00	182	265	AVERAGE																																																																								
Limit	Read	Ant	Cable	Preamp	Aux	APos	TPos	Remark																																																																												
Freq	Level	Line Margin	Level Factor	Loss Factor	Factor																																																																															
MHz	dBuV/m	dBuV/m	dB	dBuV	dB/m	dB	dB	cm	deg																																																																											
1	2452.00	105.48	-----	-----	95.40	32.54	7.24	35.70	6.00	182	265	AVERAGE																																																																								

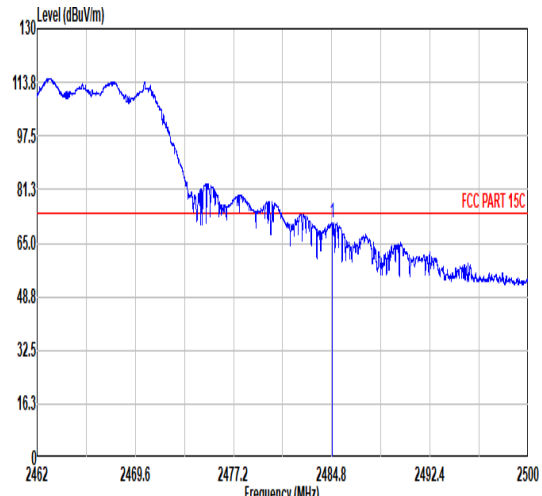
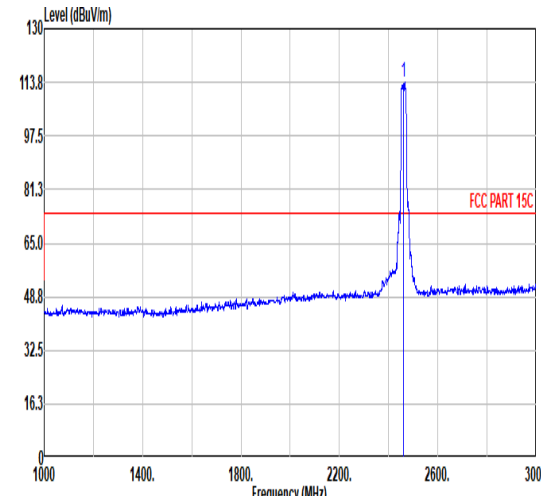
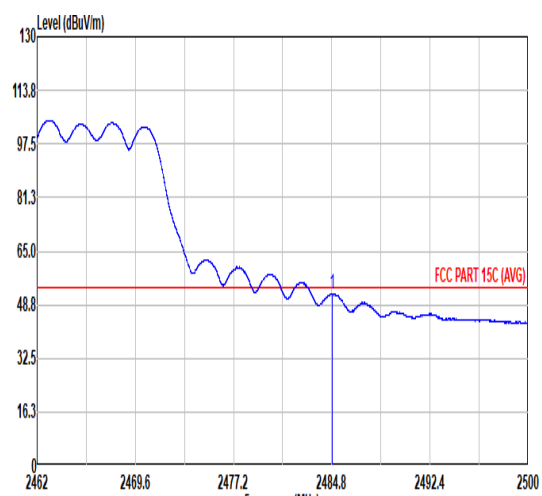
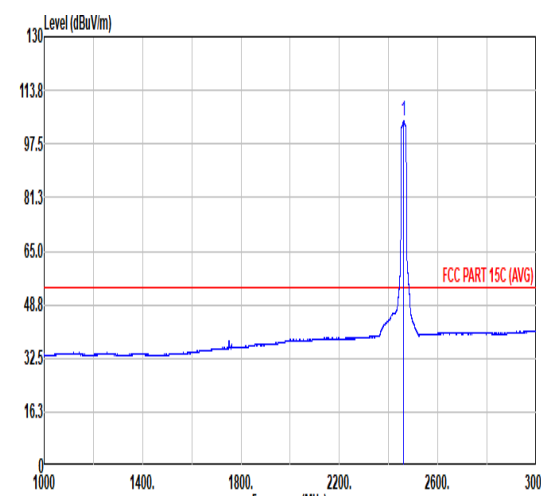


		24																																																																																		
Mode		Band Edge																																																																																		
		2400-2483.5_802.11ax HE20_CH10_2457MHz																																																																																		
ANT		CDD 1S3T																																																																																		
Pol.	Horizontal	Fundamental																																																																																		
Peak	 <p>Level (dBuV/m) vs Frequency (MHz) plot for Horizontal polarization. The plot shows a noisy signal with a peak at 2483.53 MHz. A red horizontal line indicates the FCC PART 15C limit at approximately 74 dBuV/m.</p> <table border="1"> <thead> <tr> <th>Limit</th> <th>Read</th> <th>Ant</th> <th>Cable</th> <th>Preamp</th> <th>Aux</th> <th>APos</th> <th>TPos</th> <th>Remark</th> </tr> <tr> <th>Freq</th> <th>Level</th> <th>Line Margin</th> <th>Level Factor</th> <th>Loss Factor</th> <th>Factor</th> <th>Factor</th> <th></th> <th></th> </tr> <tr> <th>MHz</th> <th>dBuV/m</th> <th>dBuV/m</th> <th>dB</th> <th>dBuV</th> <th>dB/m</th> <th>dB</th> <th>dB</th> <th>cm</th> <th>deg</th> </tr> </thead> <tbody> <tr> <td>1</td> <td>2483.53</td> <td>71.19</td> <td>74.00</td> <td>-2.81</td> <td>61.01</td> <td>32.58</td> <td>7.29</td> <td>35.69</td> <td>6.00</td> <td>157</td> <td>178</td> <td>PEAK</td> </tr> </tbody> </table>	Limit	Read	Ant	Cable	Preamp	Aux	APos	TPos	Remark	Freq	Level	Line Margin	Level Factor	Loss Factor	Factor	Factor			MHz	dBuV/m	dBuV/m	dB	dBuV	dB/m	dB	dB	cm	deg	1	2483.53	71.19	74.00	-2.81	61.01	32.58	7.29	35.69	6.00	157	178	PEAK	 <p>Level (dBuV/m) vs Frequency (MHz) plot for Fundamental polarization. The plot shows a sharp peak at 2457.00 MHz. A red horizontal line indicates the FCC PART 15C limit at approximately 74 dBuV/m.</p> <table border="1"> <thead> <tr> <th>Limit</th> <th>Read</th> <th>Ant</th> <th>Cable</th> <th>Preamp</th> <th>Aux</th> <th>APos</th> <th>TPos</th> <th>Remark</th> </tr> <tr> <th>Freq</th> <th>Level</th> <th>Line Margin</th> <th>Level Factor</th> <th>Loss Factor</th> <th>Factor</th> <th>Factor</th> <th></th> <th></th> </tr> <tr> <th>MHz</th> <th>dBuV/m</th> <th>dBuV/m</th> <th>dB</th> <th>dBuV</th> <th>dB/m</th> <th>dB</th> <th>dB</th> <th>cm</th> <th>deg</th> </tr> </thead> <tbody> <tr> <td>1</td> <td>2457.00</td> <td>116.65</td> <td>-----</td> <td>-----</td> <td>106.58</td> <td>32.54</td> <td>7.23</td> <td>35.70</td> <td>6.00</td> <td>157</td> <td>178</td> <td>PEAK</td> </tr> </tbody> </table>	Limit	Read	Ant	Cable	Preamp	Aux	APos	TPos	Remark	Freq	Level	Line Margin	Level Factor	Loss Factor	Factor	Factor			MHz	dBuV/m	dBuV/m	dB	dBuV	dB/m	dB	dB	cm	deg	1	2457.00	116.65	-----	-----	106.58	32.54	7.23	35.70	6.00	157	178	PEAK
	Limit	Read	Ant	Cable	Preamp	Aux	APos	TPos	Remark																																																																											
Freq	Level	Line Margin	Level Factor	Loss Factor	Factor	Factor																																																																														
MHz	dBuV/m	dBuV/m	dB	dBuV	dB/m	dB	dB	cm	deg																																																																											
1	2483.53	71.19	74.00	-2.81	61.01	32.58	7.29	35.69	6.00	157	178	PEAK																																																																								
Limit	Read	Ant	Cable	Preamp	Aux	APos	TPos	Remark																																																																												
Freq	Level	Line Margin	Level Factor	Loss Factor	Factor	Factor																																																																														
MHz	dBuV/m	dBuV/m	dB	dBuV	dB/m	dB	dB	cm	deg																																																																											
1	2457.00	116.65	-----	-----	106.58	32.54	7.23	35.70	6.00	157	178	PEAK																																																																								
Avg	 <p>Level (dBuV/m) vs Frequency (MHz) plot for Average Horizontal polarization. The plot shows a noisy signal with a peak at 2483.50 MHz. A red horizontal line indicates the FCC PART 15C (AVG) limit at approximately 54 dBuV/m.</p> <table border="1"> <thead> <tr> <th>Limit</th> <th>Read</th> <th>Ant</th> <th>Cable</th> <th>Preamp</th> <th>Aux</th> <th>APos</th> <th>TPos</th> <th>Remark</th> </tr> <tr> <th>Freq</th> <th>Level</th> <th>Line Margin</th> <th>Level Factor</th> <th>Loss Factor</th> <th>Factor</th> <th>Factor</th> <th></th> <th></th> </tr> <tr> <th>MHz</th> <th>dBuV/m</th> <th>dBuV/m</th> <th>dB</th> <th>dBuV</th> <th>dB/m</th> <th>dB</th> <th>dB</th> <th>cm</th> <th>deg</th> </tr> </thead> <tbody> <tr> <td>1</td> <td>2483.50</td> <td>53.56</td> <td>54.00</td> <td>-0.44</td> <td>43.38</td> <td>32.58</td> <td>7.29</td> <td>35.69</td> <td>6.00</td> <td>157</td> <td>178</td> <td>AVERAGE</td> </tr> </tbody> </table>	Limit	Read	Ant	Cable	Preamp	Aux	APos	TPos	Remark	Freq	Level	Line Margin	Level Factor	Loss Factor	Factor	Factor			MHz	dBuV/m	dBuV/m	dB	dBuV	dB/m	dB	dB	cm	deg	1	2483.50	53.56	54.00	-0.44	43.38	32.58	7.29	35.69	6.00	157	178	AVERAGE	 <p>Level (dBuV/m) vs Frequency (MHz) plot for Average Fundamental polarization. The plot shows a sharp peak at 2457.00 MHz. A red horizontal line indicates the FCC PART 15C (AVG) limit at approximately 54 dBuV/m.</p> <table border="1"> <thead> <tr> <th>Limit</th> <th>Read</th> <th>Ant</th> <th>Cable</th> <th>Preamp</th> <th>Aux</th> <th>APos</th> <th>TPos</th> <th>Remark</th> </tr> <tr> <th>Freq</th> <th>Level</th> <th>Line Margin</th> <th>Level Factor</th> <th>Loss Factor</th> <th>Factor</th> <th>Factor</th> <th></th> <th></th> </tr> <tr> <th>MHz</th> <th>dBuV/m</th> <th>dBuV/m</th> <th>dB</th> <th>dBuV</th> <th>dB/m</th> <th>dB</th> <th>dB</th> <th>cm</th> <th>deg</th> </tr> </thead> <tbody> <tr> <td>1</td> <td>2457.00</td> <td>107.16</td> <td>-----</td> <td>-----</td> <td>97.08</td> <td>32.54</td> <td>7.24</td> <td>35.70</td> <td>6.00</td> <td>157</td> <td>178</td> <td>AVERAGE</td> </tr> </tbody> </table>	Limit	Read	Ant	Cable	Preamp	Aux	APos	TPos	Remark	Freq	Level	Line Margin	Level Factor	Loss Factor	Factor	Factor			MHz	dBuV/m	dBuV/m	dB	dBuV	dB/m	dB	dB	cm	deg	1	2457.00	107.16	-----	-----	97.08	32.54	7.24	35.70	6.00	157	178	AVERAGE
	Limit	Read	Ant	Cable	Preamp	Aux	APos	TPos	Remark																																																																											
Freq	Level	Line Margin	Level Factor	Loss Factor	Factor	Factor																																																																														
MHz	dBuV/m	dBuV/m	dB	dBuV	dB/m	dB	dB	cm	deg																																																																											
1	2483.50	53.56	54.00	-0.44	43.38	32.58	7.29	35.69	6.00	157	178	AVERAGE																																																																								
Limit	Read	Ant	Cable	Preamp	Aux	APos	TPos	Remark																																																																												
Freq	Level	Line Margin	Level Factor	Loss Factor	Factor	Factor																																																																														
MHz	dBuV/m	dBuV/m	dB	dBuV	dB/m	dB	dB	cm	deg																																																																											
1	2457.00	107.16	-----	-----	97.08	32.54	7.24	35.70	6.00	157	178	AVERAGE																																																																								



		24																																																																																		
Mode	Band Edge																																																																																			
	2400-2483.5_802.11ax HE20_CH10_2457MHz																																																																																			
ANT	CDD 1S3T																																																																																			
Pol.	Vertical	Fundamental																																																																																		
Peak	 <p>Level (dBuV/m)</p> <p>130</p> <p>113.8</p> <p>97.5</p> <p>81.3</p> <p>65.0</p> <p>48.8</p> <p>32.5</p> <p>16.3</p> <p>0</p> <p>2462</p> <p>2469.6</p> <p>2477.2</p> <p>2484.8</p> <p>2492.4</p> <p>2500</p> <p>Frequency (MHz)</p> <p style="text-align: right;">FCC PART 15C</p> <table border="1"> <thead> <tr> <th>Limit</th> <th>Read</th> <th>Ant</th> <th>Cable</th> <th>Preamp</th> <th>Aux</th> <th>APos</th> <th>TPos</th> <th>Remark</th> </tr> <tr> <th>Freq</th> <th>Level</th> <th>Line Margin</th> <th>Level Factor</th> <th>Loss Factor</th> <th>Factor</th> <th></th> <th></th> <th></th> </tr> <tr> <th>MHz</th> <th>dBuV/m</th> <th>dBuV/m</th> <th>dB</th> <th>dBuV</th> <th>dB/m</th> <th>dB</th> <th>dB</th> <th>cm</th> <th>deg</th> </tr> </thead> <tbody> <tr> <td>1</td> <td>2483.57</td> <td>69.67</td> <td>74.00</td> <td>-4.33</td> <td>59.49</td> <td>32.58</td> <td>7.29</td> <td>35.69</td> <td>6.00</td> <td>300</td> <td>253</td> <td>PEAK</td> </tr> </tbody> </table>	Limit	Read	Ant	Cable	Preamp	Aux	APos	TPos	Remark	Freq	Level	Line Margin	Level Factor	Loss Factor	Factor				MHz	dBuV/m	dBuV/m	dB	dBuV	dB/m	dB	dB	cm	deg	1	2483.57	69.67	74.00	-4.33	59.49	32.58	7.29	35.69	6.00	300	253	PEAK	 <p>Level (dBuV/m)</p> <p>130</p> <p>113.8</p> <p>97.5</p> <p>81.3</p> <p>65.0</p> <p>48.8</p> <p>32.5</p> <p>16.3</p> <p>0</p> <p>1000</p> <p>1400</p> <p>1800</p> <p>2200</p> <p>2600</p> <p>3000</p> <p>Frequency (MHz)</p> <p style="text-align: right;">FCC PART 15C</p> <table border="1"> <thead> <tr> <th>Limit</th> <th>Read</th> <th>Ant</th> <th>Cable</th> <th>Preamp</th> <th>Aux</th> <th>APos</th> <th>TPos</th> <th>Remark</th> </tr> <tr> <th>Freq</th> <th>Level</th> <th>Line Margin</th> <th>Level Factor</th> <th>Loss Factor</th> <th>Factor</th> <th></th> <th></th> <th></th> </tr> <tr> <th>MHz</th> <th>dBuV/m</th> <th>dBuV/m</th> <th>dB</th> <th>dBuV</th> <th>dB/m</th> <th>dB</th> <th>dB</th> <th>cm</th> <th>deg</th> </tr> </thead> <tbody> <tr> <td>1</td> <td>2457.00</td> <td>115.24</td> <td>-----</td> <td>-----</td> <td>105.14</td> <td>32.55</td> <td>7.25</td> <td>35.70</td> <td>6.00</td> <td>300</td> <td>253</td> <td>PEAK</td> </tr> </tbody> </table>	Limit	Read	Ant	Cable	Preamp	Aux	APos	TPos	Remark	Freq	Level	Line Margin	Level Factor	Loss Factor	Factor				MHz	dBuV/m	dBuV/m	dB	dBuV	dB/m	dB	dB	cm	deg	1	2457.00	115.24	-----	-----	105.14	32.55	7.25	35.70	6.00	300	253	PEAK
	Limit	Read	Ant	Cable	Preamp	Aux	APos	TPos	Remark																																																																											
Freq	Level	Line Margin	Level Factor	Loss Factor	Factor																																																																															
MHz	dBuV/m	dBuV/m	dB	dBuV	dB/m	dB	dB	cm	deg																																																																											
1	2483.57	69.67	74.00	-4.33	59.49	32.58	7.29	35.69	6.00	300	253	PEAK																																																																								
Limit	Read	Ant	Cable	Preamp	Aux	APos	TPos	Remark																																																																												
Freq	Level	Line Margin	Level Factor	Loss Factor	Factor																																																																															
MHz	dBuV/m	dBuV/m	dB	dBuV	dB/m	dB	dB	cm	deg																																																																											
1	2457.00	115.24	-----	-----	105.14	32.55	7.25	35.70	6.00	300	253	PEAK																																																																								
Avg	 <p>Level (dBuV/m)</p> <p>130</p> <p>113.8</p> <p>97.5</p> <p>81.3</p> <p>65.0</p> <p>48.8</p> <p>32.5</p> <p>16.3</p> <p>0</p> <p>2462</p> <p>2469.6</p> <p>2477.2</p> <p>2484.8</p> <p>2492.4</p> <p>2500</p> <p>Frequency (MHz)</p> <p style="text-align: right;">FCC PART 15C (AVG)</p> <table border="1"> <thead> <tr> <th>Limit</th> <th>Read</th> <th>Ant</th> <th>Cable</th> <th>Preamp</th> <th>Aux</th> <th>APos</th> <th>TPos</th> <th>Remark</th> </tr> <tr> <th>Freq</th> <th>Level</th> <th>Line Margin</th> <th>Level Factor</th> <th>Loss Factor</th> <th>Factor</th> <th></th> <th></th> <th></th> </tr> <tr> <th>MHz</th> <th>dBuV/m</th> <th>dBuV/m</th> <th>dB</th> <th>dBuV</th> <th>dB/m</th> <th>dB</th> <th>dB</th> <th>cm</th> <th>deg</th> </tr> </thead> <tbody> <tr> <td>1</td> <td>2483.50</td> <td>51.49</td> <td>54.00</td> <td>-2.51</td> <td>41.31</td> <td>32.58</td> <td>7.29</td> <td>35.69</td> <td>6.00</td> <td>300</td> <td>253</td> <td>AVERAGE</td> </tr> </tbody> </table>	Limit	Read	Ant	Cable	Preamp	Aux	APos	TPos	Remark	Freq	Level	Line Margin	Level Factor	Loss Factor	Factor				MHz	dBuV/m	dBuV/m	dB	dBuV	dB/m	dB	dB	cm	deg	1	2483.50	51.49	54.00	-2.51	41.31	32.58	7.29	35.69	6.00	300	253	AVERAGE	 <p>Level (dBuV/m)</p> <p>130</p> <p>113.8</p> <p>97.5</p> <p>81.3</p> <p>65.0</p> <p>48.8</p> <p>32.5</p> <p>16.3</p> <p>0</p> <p>1000</p> <p>1400</p> <p>1800</p> <p>2200</p> <p>2600</p> <p>3000</p> <p>Frequency (MHz)</p> <p style="text-align: right;">FCC PART 15C (AVG)</p> <table border="1"> <thead> <tr> <th>Limit</th> <th>Read</th> <th>Ant</th> <th>Cable</th> <th>Preamp</th> <th>Aux</th> <th>APos</th> <th>TPos</th> <th>Remark</th> </tr> <tr> <th>Freq</th> <th>Level</th> <th>Line Margin</th> <th>Level Factor</th> <th>Loss Factor</th> <th>Factor</th> <th></th> <th></th> <th></th> </tr> <tr> <th>MHz</th> <th>dBuV/m</th> <th>dBuV/m</th> <th>dB</th> <th>dBuV</th> <th>dB/m</th> <th>dB</th> <th>dB</th> <th>cm</th> <th>deg</th> </tr> </thead> <tbody> <tr> <td>1</td> <td>2457.00</td> <td>104.99</td> <td>-----</td> <td>-----</td> <td>94.89</td> <td>32.55</td> <td>7.25</td> <td>35.70</td> <td>6.00</td> <td>300</td> <td>253</td> <td>AVERAGE</td> </tr> </tbody> </table>	Limit	Read	Ant	Cable	Preamp	Aux	APos	TPos	Remark	Freq	Level	Line Margin	Level Factor	Loss Factor	Factor				MHz	dBuV/m	dBuV/m	dB	dBuV	dB/m	dB	dB	cm	deg	1	2457.00	104.99	-----	-----	94.89	32.55	7.25	35.70	6.00	300	253	AVERAGE
	Limit	Read	Ant	Cable	Preamp	Aux	APos	TPos	Remark																																																																											
Freq	Level	Line Margin	Level Factor	Loss Factor	Factor																																																																															
MHz	dBuV/m	dBuV/m	dB	dBuV	dB/m	dB	dB	cm	deg																																																																											
1	2483.50	51.49	54.00	-2.51	41.31	32.58	7.29	35.69	6.00	300	253	AVERAGE																																																																								
Limit	Read	Ant	Cable	Preamp	Aux	APos	TPos	Remark																																																																												
Freq	Level	Line Margin	Level Factor	Loss Factor	Factor																																																																															
MHz	dBuV/m	dBuV/m	dB	dBuV	dB/m	dB	dB	cm	deg																																																																											
1	2457.00	104.99	-----	-----	94.89	32.55	7.25	35.70	6.00	300	253	AVERAGE																																																																								



		25																																																																																		
Mode	Band Edge																																																																																			
	2400-2483.5_802.11ax HE20_CH11_2462MHz																																																																																			
ANT	CDD 1S3T																																																																																			
Pol.	Horizontal	Fundamental																																																																																		
Peak	 <p>Level (dBuV/m) vs Frequency (MHz) for Horizontal polarization. The plot shows a signal level starting at approximately 113.8 dBuV/m at 2462 MHz and decreasing to about 48.8 dBuV/m at 2500 MHz. A red horizontal line indicates the FCC PART 15C limit at approximately 74.00 dBuV/m.</p> <table border="1"> <thead> <tr> <th>Limit</th> <th>Read</th> <th>Ant</th> <th>Cable</th> <th>Preamp</th> <th>Aux</th> <th>APos</th> <th>TPos</th> <th>Remark</th> </tr> <tr> <th>Freq</th> <th>Level</th> <th>Line Margin</th> <th>Level Factor</th> <th>Loss Factor</th> <th>Factor</th> <th></th> <th></th> <th></th> </tr> <tr> <th>MHz</th> <th>dBuV/m</th> <th>dBuV/m</th> <th>dB</th> <th>dBuV</th> <th>dB/m</th> <th>dB</th> <th>dB</th> <th>cm</th> <th>deg</th> </tr> </thead> <tbody> <tr> <td>1</td> <td>2484.82</td> <td>71.22</td> <td>74.00</td> <td>-2.78</td> <td>61.04</td> <td>32.58</td> <td>7.29</td> <td>35.69</td> <td>6.00</td> <td>150</td> <td>184</td> <td>PEAK</td> </tr> </tbody> </table>	Limit	Read	Ant	Cable	Preamp	Aux	APos	TPos	Remark	Freq	Level	Line Margin	Level Factor	Loss Factor	Factor				MHz	dBuV/m	dBuV/m	dB	dBuV	dB/m	dB	dB	cm	deg	1	2484.82	71.22	74.00	-2.78	61.04	32.58	7.29	35.69	6.00	150	184	PEAK	 <p>Level (dBuV/m) vs Frequency (MHz) for Fundamental polarization. The plot shows a sharp peak at 2462.00 MHz with a level of 113.63 dBuV/m. A red horizontal line indicates the FCC PART 15C limit at approximately 74.00 dBuV/m.</p> <table border="1"> <thead> <tr> <th>Limit</th> <th>Read</th> <th>Ant</th> <th>Cable</th> <th>Preamp</th> <th>Aux</th> <th>APos</th> <th>TPos</th> <th>Remark</th> </tr> <tr> <th>Freq</th> <th>Level</th> <th>Line Margin</th> <th>Level Factor</th> <th>Loss Factor</th> <th>Factor</th> <th></th> <th></th> <th></th> </tr> <tr> <th>MHz</th> <th>dBuV/m</th> <th>dBuV/m</th> <th>dB</th> <th>dBuV</th> <th>dB/m</th> <th>dB</th> <th>dB</th> <th>cm</th> <th>deg</th> </tr> </thead> <tbody> <tr> <td>1</td> <td>2462.00</td> <td>113.63</td> <td>-----</td> <td>-----</td> <td>103.52</td> <td>32.55</td> <td>7.26</td> <td>35.70</td> <td>6.00</td> <td>150</td> <td>184</td> <td>PEAK</td> </tr> </tbody> </table>	Limit	Read	Ant	Cable	Preamp	Aux	APos	TPos	Remark	Freq	Level	Line Margin	Level Factor	Loss Factor	Factor				MHz	dBuV/m	dBuV/m	dB	dBuV	dB/m	dB	dB	cm	deg	1	2462.00	113.63	-----	-----	103.52	32.55	7.26	35.70	6.00	150	184	PEAK
	Limit	Read	Ant	Cable	Preamp	Aux	APos	TPos	Remark																																																																											
Freq	Level	Line Margin	Level Factor	Loss Factor	Factor																																																																															
MHz	dBuV/m	dBuV/m	dB	dBuV	dB/m	dB	dB	cm	deg																																																																											
1	2484.82	71.22	74.00	-2.78	61.04	32.58	7.29	35.69	6.00	150	184	PEAK																																																																								
Limit	Read	Ant	Cable	Preamp	Aux	APos	TPos	Remark																																																																												
Freq	Level	Line Margin	Level Factor	Loss Factor	Factor																																																																															
MHz	dBuV/m	dBuV/m	dB	dBuV	dB/m	dB	dB	cm	deg																																																																											
1	2462.00	113.63	-----	-----	103.52	32.55	7.26	35.70	6.00	150	184	PEAK																																																																								
Avg	 <p>Level (dBuV/m) vs Frequency (MHz) for Average Horizontal polarization. The plot shows a signal level starting at approximately 97.5 dBuV/m at 2462 MHz and decreasing to about 48.8 dBuV/m at 2500 MHz. A red horizontal line indicates the FCC PART 15C (AVG) limit at approximately 54.00 dBuV/m.</p> <table border="1"> <thead> <tr> <th>Limit</th> <th>Read</th> <th>Ant</th> <th>Cable</th> <th>Preamp</th> <th>Aux</th> <th>APos</th> <th>TPos</th> <th>Remark</th> </tr> <tr> <th>Freq</th> <th>Level</th> <th>Line Margin</th> <th>Level Factor</th> <th>Loss Factor</th> <th>Factor</th> <th></th> <th></th> <th></th> </tr> <tr> <th>MHz</th> <th>dBuV/m</th> <th>dBuV/m</th> <th>dB</th> <th>dBuV</th> <th>dB/m</th> <th>dB</th> <th>dB</th> <th>cm</th> <th>deg</th> </tr> </thead> <tbody> <tr> <td>1</td> <td>2484.86</td> <td>52.12</td> <td>54.00</td> <td>-1.88</td> <td>41.94</td> <td>32.58</td> <td>7.29</td> <td>35.69</td> <td>6.00</td> <td>150</td> <td>184</td> <td>AVERAGE</td> </tr> </tbody> </table>	Limit	Read	Ant	Cable	Preamp	Aux	APos	TPos	Remark	Freq	Level	Line Margin	Level Factor	Loss Factor	Factor				MHz	dBuV/m	dBuV/m	dB	dBuV	dB/m	dB	dB	cm	deg	1	2484.86	52.12	54.00	-1.88	41.94	32.58	7.29	35.69	6.00	150	184	AVERAGE	 <p>Level (dBuV/m) vs Frequency (MHz) for Average Fundamental polarization. The plot shows a sharp peak at 2462.00 MHz with a level of 104.60 dBuV/m. A red horizontal line indicates the FCC PART 15C (AVG) limit at approximately 54.00 dBuV/m.</p> <table border="1"> <thead> <tr> <th>Limit</th> <th>Read</th> <th>Ant</th> <th>Cable</th> <th>Preamp</th> <th>Aux</th> <th>APos</th> <th>TPos</th> <th>Remark</th> </tr> <tr> <th>Freq</th> <th>Level</th> <th>Line Margin</th> <th>Level Factor</th> <th>Loss Factor</th> <th>Factor</th> <th></th> <th></th> <th></th> </tr> <tr> <th>MHz</th> <th>dBuV/m</th> <th>dBuV/m</th> <th>dB</th> <th>dBuV</th> <th>dB/m</th> <th>dB</th> <th>dB</th> <th>cm</th> <th>deg</th> </tr> </thead> <tbody> <tr> <td>1</td> <td>2462.00</td> <td>104.60</td> <td>-----</td> <td>-----</td> <td>94.50</td> <td>32.55</td> <td>7.25</td> <td>35.70</td> <td>6.00</td> <td>150</td> <td>184</td> <td>AVERAGE</td> </tr> </tbody> </table>	Limit	Read	Ant	Cable	Preamp	Aux	APos	TPos	Remark	Freq	Level	Line Margin	Level Factor	Loss Factor	Factor				MHz	dBuV/m	dBuV/m	dB	dBuV	dB/m	dB	dB	cm	deg	1	2462.00	104.60	-----	-----	94.50	32.55	7.25	35.70	6.00	150	184	AVERAGE
	Limit	Read	Ant	Cable	Preamp	Aux	APos	TPos	Remark																																																																											
Freq	Level	Line Margin	Level Factor	Loss Factor	Factor																																																																															
MHz	dBuV/m	dBuV/m	dB	dBuV	dB/m	dB	dB	cm	deg																																																																											
1	2484.86	52.12	54.00	-1.88	41.94	32.58	7.29	35.69	6.00	150	184	AVERAGE																																																																								
Limit	Read	Ant	Cable	Preamp	Aux	APos	TPos	Remark																																																																												
Freq	Level	Line Margin	Level Factor	Loss Factor	Factor																																																																															
MHz	dBuV/m	dBuV/m	dB	dBuV	dB/m	dB	dB	cm	deg																																																																											
1	2462.00	104.60	-----	-----	94.50	32.55	7.25	35.70	6.00	150	184	AVERAGE																																																																								

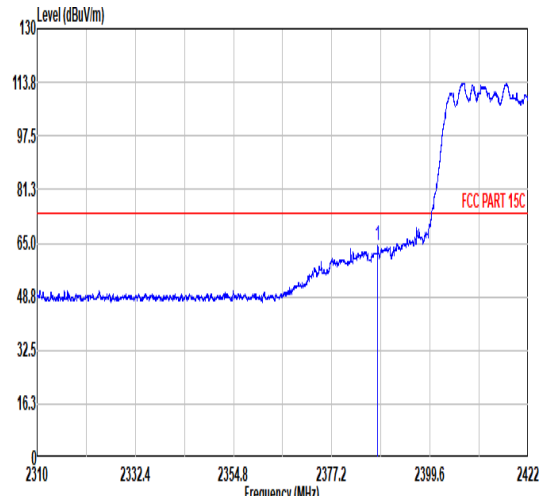
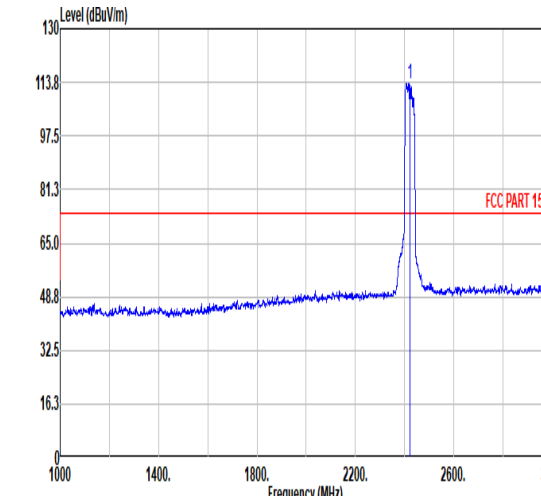
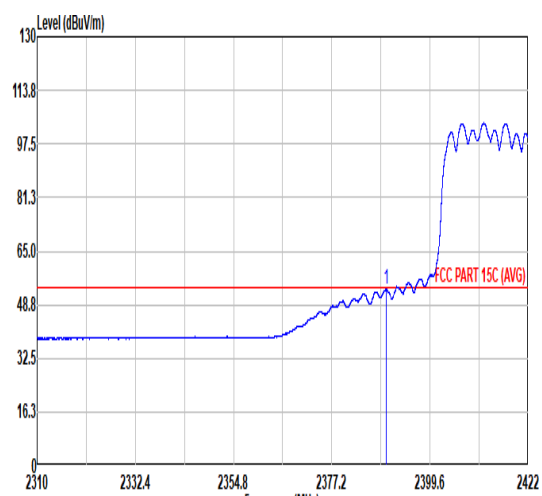
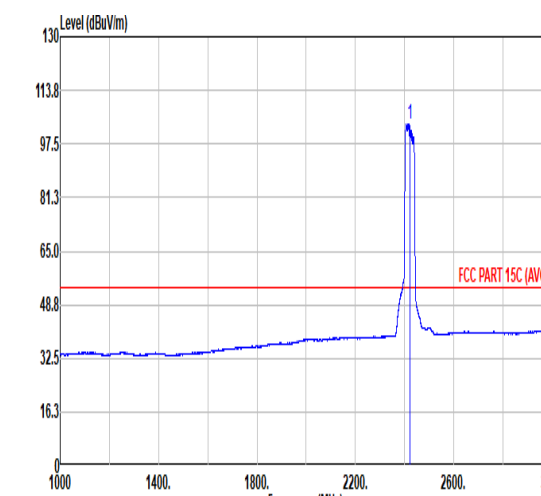


		25																																																																																		
Mode	Band Edge																																																																																			
	2400-2483.5_802.11ax HE20_CH11_2462MHz																																																																																			
ANT	CDD 1S3T																																																																																			
Pol.	Vertical	Fundamental																																																																																		
Peak	<table border="1"> <thead> <tr> <th>Limit</th> <th>Read</th> <th>Ant</th> <th>Cable</th> <th>Preamp</th> <th>Aux</th> <th>APos</th> <th>TPos</th> <th>Remark</th> </tr> <tr> <th>Freq</th> <th>Level</th> <th>Line Margin</th> <th>Level Factor</th> <th>Loss Factor</th> <th>Factor</th> <th>Factor</th> <th></th> <th></th> </tr> <tr> <th>MHz</th> <th>dBuV/m</th> <th>dBuV/m</th> <th>dB</th> <th>dBuV</th> <th>dB/m</th> <th>dB</th> <th>dB</th> <th>cm</th> <th>deg</th> </tr> </thead> <tbody> <tr> <td>1</td> <td>2483.60</td> <td>71.02</td> <td>74.00</td> <td>-2.98</td> <td>60.84</td> <td>32.58</td> <td>7.29</td> <td>35.69</td> <td>6.00</td> <td>100</td> <td>278</td> <td>PEAK</td> </tr> </tbody> </table>	Limit	Read	Ant	Cable	Preamp	Aux	APos	TPos	Remark	Freq	Level	Line Margin	Level Factor	Loss Factor	Factor	Factor			MHz	dBuV/m	dBuV/m	dB	dBuV	dB/m	dB	dB	cm	deg	1	2483.60	71.02	74.00	-2.98	60.84	32.58	7.29	35.69	6.00	100	278	PEAK	<table border="1"> <thead> <tr> <th>Limit</th> <th>Read</th> <th>Ant</th> <th>Cable</th> <th>Preamp</th> <th>Aux</th> <th>APos</th> <th>TPos</th> <th>Remark</th> </tr> <tr> <th>Freq</th> <th>Level</th> <th>Line Margin</th> <th>Level Factor</th> <th>Loss Factor</th> <th>Factor</th> <th>Factor</th> <th></th> <th></th> </tr> <tr> <th>MHz</th> <th>dBuV/m</th> <th>dBuV/m</th> <th>dB</th> <th>dBuV</th> <th>dB/m</th> <th>dB</th> <th>dB</th> <th>cm</th> <th>deg</th> </tr> </thead> <tbody> <tr> <td>1</td> <td>2462.00</td> <td>112.31</td> <td>-----</td> <td>-----</td> <td>102.21</td> <td>32.55</td> <td>7.25</td> <td>35.70</td> <td>6.00</td> <td>100</td> <td>278</td> <td>PEAK</td> </tr> </tbody> </table>	Limit	Read	Ant	Cable	Preamp	Aux	APos	TPos	Remark	Freq	Level	Line Margin	Level Factor	Loss Factor	Factor	Factor			MHz	dBuV/m	dBuV/m	dB	dBuV	dB/m	dB	dB	cm	deg	1	2462.00	112.31	-----	-----	102.21	32.55	7.25	35.70	6.00	100	278	PEAK
	Limit	Read	Ant	Cable	Preamp	Aux	APos	TPos	Remark																																																																											
Freq	Level	Line Margin	Level Factor	Loss Factor	Factor	Factor																																																																														
MHz	dBuV/m	dBuV/m	dB	dBuV	dB/m	dB	dB	cm	deg																																																																											
1	2483.60	71.02	74.00	-2.98	60.84	32.58	7.29	35.69	6.00	100	278	PEAK																																																																								
Limit	Read	Ant	Cable	Preamp	Aux	APos	TPos	Remark																																																																												
Freq	Level	Line Margin	Level Factor	Loss Factor	Factor	Factor																																																																														
MHz	dBuV/m	dBuV/m	dB	dBuV	dB/m	dB	dB	cm	deg																																																																											
1	2462.00	112.31	-----	-----	102.21	32.55	7.25	35.70	6.00	100	278	PEAK																																																																								
Avg	<table border="1"> <thead> <tr> <th>Limit</th> <th>Read</th> <th>Ant</th> <th>Cable</th> <th>Preamp</th> <th>Aux</th> <th>APos</th> <th>TPos</th> <th>Remark</th> </tr> <tr> <th>Freq</th> <th>Level</th> <th>Line Margin</th> <th>Level Factor</th> <th>Loss Factor</th> <th>Factor</th> <th>Factor</th> <th></th> <th></th> </tr> <tr> <th>MHz</th> <th>dBuV/m</th> <th>dBuV/m</th> <th>dB</th> <th>dBuV</th> <th>dB/m</th> <th>dB</th> <th>dB</th> <th>cm</th> <th>deg</th> </tr> </thead> <tbody> <tr> <td>1</td> <td>2483.50</td> <td>49.73</td> <td>54.00</td> <td>-4.27</td> <td>39.55</td> <td>32.58</td> <td>7.29</td> <td>35.69</td> <td>6.00</td> <td>100</td> <td>278</td> <td>AVERAGE</td> </tr> </tbody> </table>	Limit	Read	Ant	Cable	Preamp	Aux	APos	TPos	Remark	Freq	Level	Line Margin	Level Factor	Loss Factor	Factor	Factor			MHz	dBuV/m	dBuV/m	dB	dBuV	dB/m	dB	dB	cm	deg	1	2483.50	49.73	54.00	-4.27	39.55	32.58	7.29	35.69	6.00	100	278	AVERAGE	<table border="1"> <thead> <tr> <th>Limit</th> <th>Read</th> <th>Ant</th> <th>Cable</th> <th>Preamp</th> <th>Aux</th> <th>APos</th> <th>TPos</th> <th>Remark</th> </tr> <tr> <th>Freq</th> <th>Level</th> <th>Line Margin</th> <th>Level Factor</th> <th>Loss Factor</th> <th>Factor</th> <th>Factor</th> <th></th> <th></th> </tr> <tr> <th>MHz</th> <th>dBuV/m</th> <th>dBuV/m</th> <th>dB</th> <th>dBuV</th> <th>dB/m</th> <th>dB</th> <th>dB</th> <th>cm</th> <th>deg</th> </tr> </thead> <tbody> <tr> <td>1</td> <td>2462.00</td> <td>101.15</td> <td>-----</td> <td>-----</td> <td>91.03</td> <td>32.56</td> <td>7.26</td> <td>35.70</td> <td>6.00</td> <td>100</td> <td>278</td> <td>AVERAGE</td> </tr> </tbody> </table>	Limit	Read	Ant	Cable	Preamp	Aux	APos	TPos	Remark	Freq	Level	Line Margin	Level Factor	Loss Factor	Factor	Factor			MHz	dBuV/m	dBuV/m	dB	dBuV	dB/m	dB	dB	cm	deg	1	2462.00	101.15	-----	-----	91.03	32.56	7.26	35.70	6.00	100	278	AVERAGE
	Limit	Read	Ant	Cable	Preamp	Aux	APos	TPos	Remark																																																																											
Freq	Level	Line Margin	Level Factor	Loss Factor	Factor	Factor																																																																														
MHz	dBuV/m	dBuV/m	dB	dBuV	dB/m	dB	dB	cm	deg																																																																											
1	2483.50	49.73	54.00	-4.27	39.55	32.58	7.29	35.69	6.00	100	278	AVERAGE																																																																								
Limit	Read	Ant	Cable	Preamp	Aux	APos	TPos	Remark																																																																												
Freq	Level	Line Margin	Level Factor	Loss Factor	Factor	Factor																																																																														
MHz	dBuV/m	dBuV/m	dB	dBuV	dB/m	dB	dB	cm	deg																																																																											
1	2462.00	101.15	-----	-----	91.03	32.56	7.26	35.70	6.00	100	278	AVERAGE																																																																								



Mode	25																																																																																																																																							
	Harmonic																																																																																																																																							
	2400-2483.5_802.11ax HE20_CH11_2462MHz																																																																																																																																							
ANT	CDD 1S3T																																																																																																																																							
Pol.	Horizontal	Vertical																																																																																																																																						
Peak Avg																																																																																																																																								
	<table border="1"> <thead> <tr> <th>Limit</th> <th>Read</th> <th>Ant</th> <th>Cable</th> <th>Preamp</th> <th>Aux</th> <th>APos</th> <th>TPos</th> <th>Remark</th> </tr> <tr> <th>Freq</th> <th>Level</th> <th>Line</th> <th>Margin</th> <th>Level</th> <th>Factor</th> <th>Loss</th> <th>Factor</th> <th>Factor</th> </tr> <tr> <th>MHz</th> <th>dBuV/m</th> <th>dBuV/m</th> <th>dB</th> <th>dBuV</th> <th>dB/m</th> <th>dB</th> <th>dB</th> <th>cm</th> <th>deg</th> </tr> </thead> <tbody> <tr> <td>1</td> <td>4000.00</td> <td>47.73</td> <td>74.00</td> <td>-26.27</td> <td>67.99</td> <td>33.90</td> <td>9.52</td> <td>63.68</td> <td>0.00</td> <td>100</td> <td>360</td> <td>Peak</td> </tr> <tr> <td>2</td> <td>4924.00</td> <td>42.66</td> <td>74.00</td> <td>-31.34</td> <td>61.13</td> <td>34.56</td> <td>10.45</td> <td>63.48</td> <td>0.00</td> <td>---</td> <td>---</td> <td>PEAK</td> </tr> <tr> <td>3</td> <td>7386.00</td> <td>44.87</td> <td>74.00</td> <td>-29.13</td> <td>59.85</td> <td>35.90</td> <td>12.84</td> <td>63.72</td> <td>0.00</td> <td>---</td> <td>---</td> <td>PEAK</td> </tr> </tbody> </table>	Limit	Read	Ant	Cable	Preamp	Aux	APos	TPos	Remark	Freq	Level	Line	Margin	Level	Factor	Loss	Factor	Factor	MHz	dBuV/m	dBuV/m	dB	dBuV	dB/m	dB	dB	cm	deg	1	4000.00	47.73	74.00	-26.27	67.99	33.90	9.52	63.68	0.00	100	360	Peak	2	4924.00	42.66	74.00	-31.34	61.13	34.56	10.45	63.48	0.00	---	---	PEAK	3	7386.00	44.87	74.00	-29.13	59.85	35.90	12.84	63.72	0.00	---	---	PEAK	<table border="1"> <thead> <tr> <th>Limit</th> <th>Read</th> <th>Ant</th> <th>Cable</th> <th>Preamp</th> <th>Aux</th> <th>APos</th> <th>TPos</th> <th>Remark</th> </tr> <tr> <th>Freq</th> <th>Level</th> <th>Line</th> <th>Margin</th> <th>Level</th> <th>Factor</th> <th>Loss</th> <th>Factor</th> <th>Factor</th> </tr> <tr> <th>MHz</th> <th>dBuV/m</th> <th>dBuV/m</th> <th>dB</th> <th>dBuV</th> <th>dB/m</th> <th>dB</th> <th>dB</th> <th>dB</th> <th>cm</th> <th>deg</th> </tr> </thead> <tbody> <tr> <td>1</td> <td>4000.00</td> <td>46.59</td> <td>74.00</td> <td>-27.41</td> <td>66.85</td> <td>33.90</td> <td>9.52</td> <td>63.68</td> <td>0.00</td> <td>100</td> <td>360</td> <td>Peak</td> </tr> <tr> <td>2</td> <td>4924.00</td> <td>42.58</td> <td>74.00</td> <td>-31.42</td> <td>61.05</td> <td>34.56</td> <td>10.45</td> <td>63.48</td> <td>0.00</td> <td>---</td> <td>---</td> <td>PEAK</td> </tr> <tr> <td>3</td> <td>7386.00</td> <td>44.39</td> <td>74.00</td> <td>-29.61</td> <td>59.37</td> <td>35.90</td> <td>12.84</td> <td>63.72</td> <td>0.00</td> <td>---</td> <td>---</td> <td>PEAK</td> </tr> </tbody> </table>	Limit	Read	Ant	Cable	Preamp	Aux	APos	TPos	Remark	Freq	Level	Line	Margin	Level	Factor	Loss	Factor	Factor	MHz	dBuV/m	dBuV/m	dB	dBuV	dB/m	dB	dB	dB	cm	deg	1	4000.00	46.59	74.00	-27.41	66.85	33.90	9.52	63.68	0.00	100	360	Peak	2	4924.00	42.58	74.00	-31.42	61.05	34.56	10.45	63.48	0.00	---	---	PEAK	3	7386.00	44.39	74.00	-29.61	59.37	35.90	12.84	63.72	0.00	---	---
Limit	Read	Ant	Cable	Preamp	Aux	APos	TPos	Remark																																																																																																																																
Freq	Level	Line	Margin	Level	Factor	Loss	Factor	Factor																																																																																																																																
MHz	dBuV/m	dBuV/m	dB	dBuV	dB/m	dB	dB	cm	deg																																																																																																																															
1	4000.00	47.73	74.00	-26.27	67.99	33.90	9.52	63.68	0.00	100	360	Peak																																																																																																																												
2	4924.00	42.66	74.00	-31.34	61.13	34.56	10.45	63.48	0.00	---	---	PEAK																																																																																																																												
3	7386.00	44.87	74.00	-29.13	59.85	35.90	12.84	63.72	0.00	---	---	PEAK																																																																																																																												
Limit	Read	Ant	Cable	Preamp	Aux	APos	TPos	Remark																																																																																																																																
Freq	Level	Line	Margin	Level	Factor	Loss	Factor	Factor																																																																																																																																
MHz	dBuV/m	dBuV/m	dB	dBuV	dB/m	dB	dB	dB	cm	deg																																																																																																																														
1	4000.00	46.59	74.00	-27.41	66.85	33.90	9.52	63.68	0.00	100	360	Peak																																																																																																																												
2	4924.00	42.58	74.00	-31.42	61.05	34.56	10.45	63.48	0.00	---	---	PEAK																																																																																																																												
3	7386.00	44.39	74.00	-29.61	59.37	35.90	12.84	63.72	0.00	---	---	PEAK																																																																																																																												

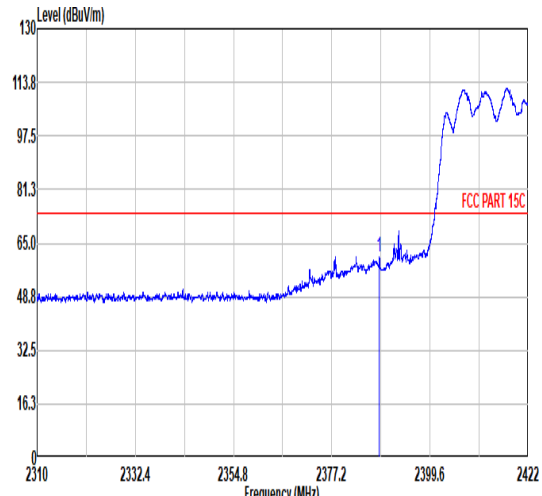
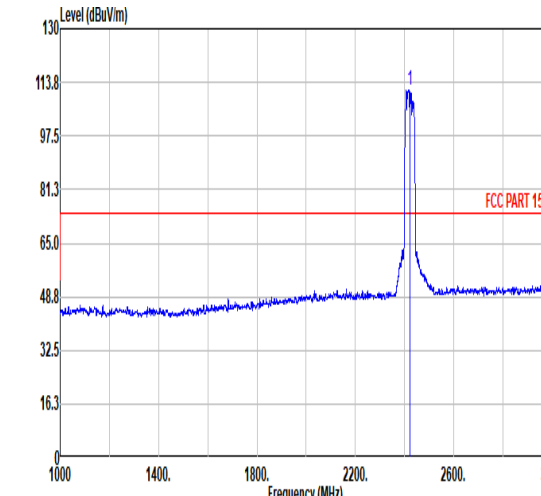
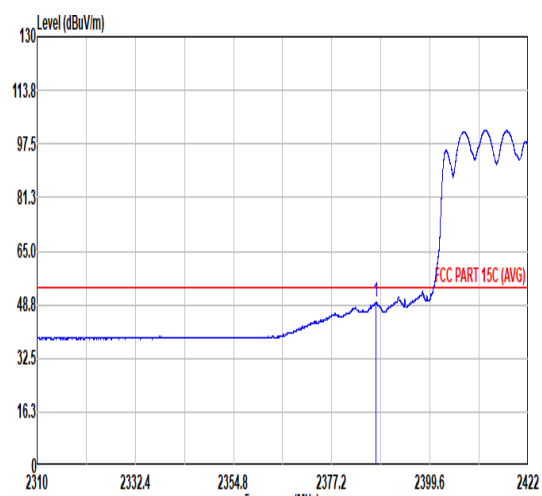
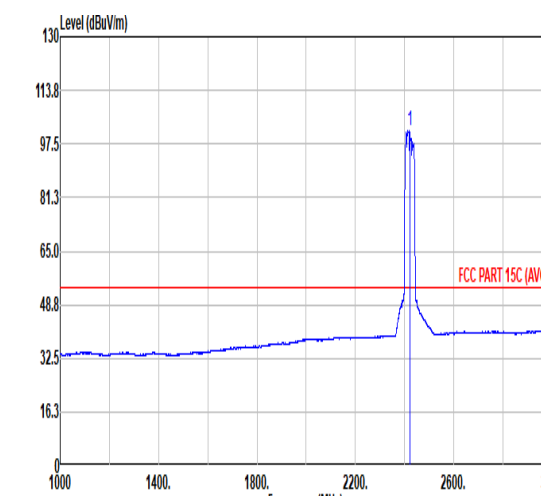


		26																																																																																		
Mode	Band Edge - L																																																																																			
	2400-2483.5_802.11ax HE40_CH03_2422MHz																																																																																			
ANT	CDD 1S3T																																																																																			
Pol.	Horizontal	Fundamental																																																																																		
Peak	 <p>Level (dBuV/m)</p> <p>130</p> <p>113.8</p> <p>97.5</p> <p>81.3</p> <p>65.0</p> <p>48.8</p> <p>32.5</p> <p>16.3</p> <p>0</p> <p>2310</p> <p>2332.4</p> <p>2354.8</p> <p>2377.2</p> <p>2399.6</p> <p>2422</p> <p>Frequency (MHz)</p> <p>FCC PART 15C</p> <table border="1"> <thead> <tr> <th>Limit</th> <th>Read</th> <th>Ant</th> <th>Cable</th> <th>Preamp</th> <th>Aux</th> <th>APos</th> <th>TPos</th> <th>Remark</th> </tr> <tr> <th>Freq</th> <th>Level</th> <th>Line Margin</th> <th>Level Factor</th> <th>Loss Factor</th> <th>Factor</th> <th></th> <th></th> <th></th> </tr> <tr> <th>MHz</th> <th>dBuV/m</th> <th>dBuV/m</th> <th>dB</th> <th>dBuV</th> <th>dB/m</th> <th>dB</th> <th>dB</th> <th>cm</th> <th>deg</th> </tr> </thead> <tbody> <tr> <td>1</td> <td>2387.68</td> <td>64.30</td> <td>74.00</td> <td>-9.70</td> <td>54.46</td> <td>32.44</td> <td>7.11</td> <td>35.71</td> <td>6.00</td> <td>282</td> <td>360</td> <td>PEAK</td> </tr> </tbody> </table>	Limit	Read	Ant	Cable	Preamp	Aux	APos	TPos	Remark	Freq	Level	Line Margin	Level Factor	Loss Factor	Factor				MHz	dBuV/m	dBuV/m	dB	dBuV	dB/m	dB	dB	cm	deg	1	2387.68	64.30	74.00	-9.70	54.46	32.44	7.11	35.71	6.00	282	360	PEAK	 <p>Level (dBuV/m)</p> <p>130</p> <p>113.8</p> <p>97.5</p> <p>81.3</p> <p>65.0</p> <p>48.8</p> <p>32.5</p> <p>16.3</p> <p>0</p> <p>1000</p> <p>1400.</p> <p>1800.</p> <p>2200.</p> <p>2600.</p> <p>3000</p> <p>Frequency (MHz)</p> <p>FCC PART 15C</p> <table border="1"> <thead> <tr> <th>Limit</th> <th>Read</th> <th>Ant</th> <th>Cable</th> <th>Preamp</th> <th>Aux</th> <th>APos</th> <th>TPos</th> <th>Remark</th> </tr> <tr> <th>Freq</th> <th>Level</th> <th>Line Margin</th> <th>Level Factor</th> <th>Loss Factor</th> <th>Factor</th> <th></th> <th></th> <th></th> </tr> <tr> <th>MHz</th> <th>dBuV/m</th> <th>dBuV/m</th> <th>dB</th> <th>dBuV</th> <th>dB/m</th> <th>dB</th> <th>dB</th> <th>cm</th> <th>deg</th> </tr> </thead> <tbody> <tr> <td>1</td> <td>2422.00</td> <td>113.39</td> <td>-----</td> <td>-----</td> <td>103.49</td> <td>32.47</td> <td>7.14</td> <td>35.71</td> <td>6.00</td> <td>282</td> <td>360</td> <td>PEAK</td> </tr> </tbody> </table>	Limit	Read	Ant	Cable	Preamp	Aux	APos	TPos	Remark	Freq	Level	Line Margin	Level Factor	Loss Factor	Factor				MHz	dBuV/m	dBuV/m	dB	dBuV	dB/m	dB	dB	cm	deg	1	2422.00	113.39	-----	-----	103.49	32.47	7.14	35.71	6.00	282	360	PEAK
	Limit	Read	Ant	Cable	Preamp	Aux	APos	TPos	Remark																																																																											
Freq	Level	Line Margin	Level Factor	Loss Factor	Factor																																																																															
MHz	dBuV/m	dBuV/m	dB	dBuV	dB/m	dB	dB	cm	deg																																																																											
1	2387.68	64.30	74.00	-9.70	54.46	32.44	7.11	35.71	6.00	282	360	PEAK																																																																								
Limit	Read	Ant	Cable	Preamp	Aux	APos	TPos	Remark																																																																												
Freq	Level	Line Margin	Level Factor	Loss Factor	Factor																																																																															
MHz	dBuV/m	dBuV/m	dB	dBuV	dB/m	dB	dB	cm	deg																																																																											
1	2422.00	113.39	-----	-----	103.49	32.47	7.14	35.71	6.00	282	360	PEAK																																																																								
Avg	 <p>Level (dBuV/m)</p> <p>130</p> <p>113.8</p> <p>97.5</p> <p>81.3</p> <p>65.0</p> <p>48.8</p> <p>32.5</p> <p>16.3</p> <p>0</p> <p>2310</p> <p>2332.4</p> <p>2354.8</p> <p>2377.2</p> <p>2399.6</p> <p>2422</p> <p>Frequency (MHz)</p> <p>FCC PART 15C (AVG)</p> <table border="1"> <thead> <tr> <th>Limit</th> <th>Read</th> <th>Ant</th> <th>Cable</th> <th>Preamp</th> <th>Aux</th> <th>APos</th> <th>TPos</th> <th>Remark</th> </tr> <tr> <th>Freq</th> <th>Level</th> <th>Line Margin</th> <th>Level Factor</th> <th>Loss Factor</th> <th>Factor</th> <th></th> <th></th> <th></th> </tr> <tr> <th>MHz</th> <th>dBuV/m</th> <th>dBuV/m</th> <th>dB</th> <th>dBuV</th> <th>dB/m</th> <th>dB</th> <th>dB</th> <th>cm</th> <th>deg</th> </tr> </thead> <tbody> <tr> <td>1</td> <td>2389.57</td> <td>53.34</td> <td>54.00</td> <td>-0.66</td> <td>43.50</td> <td>32.44</td> <td>7.11</td> <td>35.71</td> <td>6.00</td> <td>282</td> <td>360</td> <td>AVERAGE</td> </tr> </tbody> </table>	Limit	Read	Ant	Cable	Preamp	Aux	APos	TPos	Remark	Freq	Level	Line Margin	Level Factor	Loss Factor	Factor				MHz	dBuV/m	dBuV/m	dB	dBuV	dB/m	dB	dB	cm	deg	1	2389.57	53.34	54.00	-0.66	43.50	32.44	7.11	35.71	6.00	282	360	AVERAGE	 <p>Level (dBuV/m)</p> <p>130</p> <p>113.8</p> <p>97.5</p> <p>81.3</p> <p>65.0</p> <p>48.8</p> <p>32.5</p> <p>16.3</p> <p>0</p> <p>1000</p> <p>1400.</p> <p>1800.</p> <p>2200.</p> <p>2600.</p> <p>3000</p> <p>Frequency (MHz)</p> <p>FCC PART 15C (AVG)</p> <table border="1"> <thead> <tr> <th>Limit</th> <th>Read</th> <th>Ant</th> <th>Cable</th> <th>Preamp</th> <th>Aux</th> <th>APos</th> <th>TPos</th> <th>Remark</th> </tr> <tr> <th>Freq</th> <th>Level</th> <th>Line Margin</th> <th>Level Factor</th> <th>Loss Factor</th> <th>Factor</th> <th></th> <th></th> <th></th> </tr> <tr> <th>MHz</th> <th>dBuV/m</th> <th>dBuV/m</th> <th>dB</th> <th>dBuV</th> <th>dB/m</th> <th>dB</th> <th>dB</th> <th>cm</th> <th>deg</th> </tr> </thead> <tbody> <tr> <td>1</td> <td>2422.00</td> <td>103.61</td> <td>-----</td> <td>-----</td> <td>93.69</td> <td>32.48</td> <td>7.15</td> <td>35.71</td> <td>6.00</td> <td>282</td> <td>360</td> <td>AVERAGE</td> </tr> </tbody> </table>	Limit	Read	Ant	Cable	Preamp	Aux	APos	TPos	Remark	Freq	Level	Line Margin	Level Factor	Loss Factor	Factor				MHz	dBuV/m	dBuV/m	dB	dBuV	dB/m	dB	dB	cm	deg	1	2422.00	103.61	-----	-----	93.69	32.48	7.15	35.71	6.00	282	360	AVERAGE
	Limit	Read	Ant	Cable	Preamp	Aux	APos	TPos	Remark																																																																											
Freq	Level	Line Margin	Level Factor	Loss Factor	Factor																																																																															
MHz	dBuV/m	dBuV/m	dB	dBuV	dB/m	dB	dB	cm	deg																																																																											
1	2389.57	53.34	54.00	-0.66	43.50	32.44	7.11	35.71	6.00	282	360	AVERAGE																																																																								
Limit	Read	Ant	Cable	Preamp	Aux	APos	TPos	Remark																																																																												
Freq	Level	Line Margin	Level Factor	Loss Factor	Factor																																																																															
MHz	dBuV/m	dBuV/m	dB	dBuV	dB/m	dB	dB	cm	deg																																																																											
1	2422.00	103.61	-----	-----	93.69	32.48	7.15	35.71	6.00	282	360	AVERAGE																																																																								

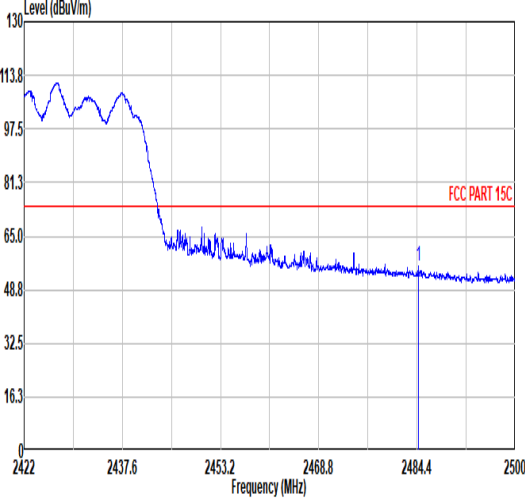
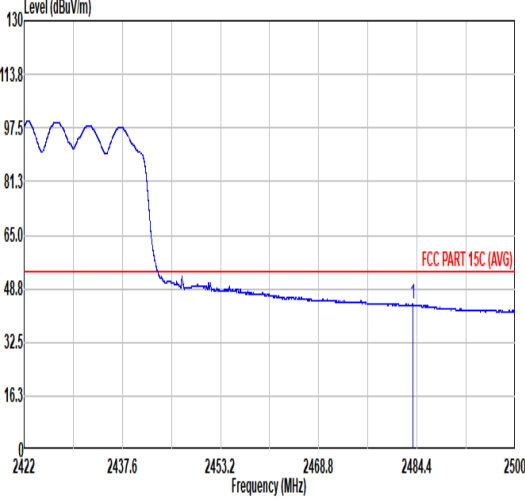


	26																																																			
Mode	Band Edge - R																																																			
	2400-2483.5_802.11ax HE40_CH03_2422MHz																																																			
ANT	CDD 1S3T																																																			
Pol.	Horizontal	Fundamental																																																		
Peak	<table border="1"> <thead> <tr> <th>Limit</th> <th>Read</th> <th>Ant</th> <th>Cable</th> <th>Preamp</th> <th>Aux</th> <th>APos</th> <th>TPos</th> <th>Remark</th> </tr> <tr> <th>Freq</th> <th>Level</th> <th>Line</th> <th>Margin</th> <th>Level</th> <th>Factor</th> <th>Loss</th> <th>Factor</th> <th>Factor</th> </tr> <tr> <th>MHz</th> <th>dBuV/m</th> <th>dBuV/m</th> <th>dB</th> <th>dBuV</th> <th>dB/m</th> <th>dB</th> <th>dB</th> <th>dB</th> </tr> <tr> <th></th> <th></th> <th></th> <th></th> <th></th> <th></th> <th></th> <th>cm</th> <th>deg</th> </tr> </thead> <tbody> <tr> <td>1</td> <td>2497.78</td> <td>53.31</td> <td>74.00</td> <td>-20.69</td> <td>43.08</td> <td>32.60</td> <td>7.32</td> <td>35.69</td> <td>6.00</td> <td>282</td> <td>360</td> <td>PEAK</td> </tr> </tbody> </table>		Limit	Read	Ant	Cable	Preamp	Aux	APos	TPos	Remark	Freq	Level	Line	Margin	Level	Factor	Loss	Factor	Factor	MHz	dBuV/m	dBuV/m	dB	dBuV	dB/m	dB	dB	dB								cm	deg	1	2497.78	53.31	74.00	-20.69	43.08	32.60	7.32	35.69	6.00	282	360	PEAK	Blank
	Limit	Read	Ant	Cable	Preamp	Aux	APos	TPos	Remark																																											
Freq	Level	Line	Margin	Level	Factor	Loss	Factor	Factor																																												
MHz	dBuV/m	dBuV/m	dB	dBuV	dB/m	dB	dB	dB																																												
							cm	deg																																												
1	2497.78	53.31	74.00	-20.69	43.08	32.60	7.32	35.69	6.00	282	360	PEAK																																								
Avg	<table border="1"> <thead> <tr> <th>Limit</th> <th>Read</th> <th>Ant</th> <th>Cable</th> <th>Preamp</th> <th>Aux</th> <th>APos</th> <th>TPos</th> <th>Remark</th> </tr> <tr> <th>Freq</th> <th>Level</th> <th>Line</th> <th>Margin</th> <th>Level</th> <th>Factor</th> <th>Loss</th> <th>Factor</th> <th>Factor</th> </tr> <tr> <th>MHz</th> <th>dBuV/m</th> <th>dBuV/m</th> <th>dB</th> <th>dBuV</th> <th>dB/m</th> <th>dB</th> <th>dB</th> <th>dB</th> </tr> <tr> <th></th> <th></th> <th></th> <th></th> <th></th> <th></th> <th></th> <th>cm</th> <th>deg</th> </tr> </thead> <tbody> <tr> <td>1</td> <td>2485.77</td> <td>41.48</td> <td>54.00</td> <td>-12.52</td> <td>31.30</td> <td>32.58</td> <td>7.29</td> <td>35.69</td> <td>6.00</td> <td>282</td> <td>360</td> <td>AVERAGE</td> </tr> </tbody> </table>		Limit	Read	Ant	Cable	Preamp	Aux	APos	TPos	Remark	Freq	Level	Line	Margin	Level	Factor	Loss	Factor	Factor	MHz	dBuV/m	dBuV/m	dB	dBuV	dB/m	dB	dB	dB								cm	deg	1	2485.77	41.48	54.00	-12.52	31.30	32.58	7.29	35.69	6.00	282	360	AVERAGE	Blank
	Limit	Read	Ant	Cable	Preamp	Aux	APos	TPos	Remark																																											
Freq	Level	Line	Margin	Level	Factor	Loss	Factor	Factor																																												
MHz	dBuV/m	dBuV/m	dB	dBuV	dB/m	dB	dB	dB																																												
							cm	deg																																												
1	2485.77	41.48	54.00	-12.52	31.30	32.58	7.29	35.69	6.00	282	360	AVERAGE																																								



		26																																																																																		
Mode	Band Edge - L																																																																																			
	2400-2483.5_802.11ax HE40_CH03_2422MHz																																																																																			
ANT	CDD 1S3T																																																																																			
Pol.	Vertical	Fundamental																																																																																		
Peak	 <p>Level (dBuV/m)</p> <p>130</p> <p>113.8</p> <p>97.5</p> <p>81.3</p> <p>65.0</p> <p>48.8</p> <p>32.5</p> <p>16.3</p> <p>0</p> <p>2310</p> <p>2332.4</p> <p>2354.8</p> <p>2377.2</p> <p>2399.6</p> <p>2422</p> <p>Frequency (MHz)</p> <p style="text-align: right;">FCC PART 15C</p> <table border="1"> <thead> <tr> <th>Limit</th> <th>Read</th> <th>Ant</th> <th>Cable</th> <th>Preamp</th> <th>Aux</th> <th>APos</th> <th>TPos</th> <th>Remark</th> </tr> <tr> <th>Freq</th> <th>Level</th> <th>Line Margin</th> <th>Level Factor</th> <th>Loss Factor</th> <th>Factor</th> <th></th> <th></th> <th></th> </tr> <tr> <th>MHz</th> <th>dBuV/m</th> <th>dBuV/m</th> <th>dB</th> <th>dBuV</th> <th>dB/m</th> <th>dB</th> <th>dB</th> <th>cm</th> <th>deg</th> </tr> </thead> <tbody> <tr> <td>1</td> <td>2388.01</td> <td>61.07</td> <td>74.00</td> <td>-12.93</td> <td>51.23</td> <td>32.44</td> <td>7.11</td> <td>35.71</td> <td>6.00</td> <td>100</td> <td>112</td> <td>PEAK</td> </tr> </tbody> </table>	Limit	Read	Ant	Cable	Preamp	Aux	APos	TPos	Remark	Freq	Level	Line Margin	Level Factor	Loss Factor	Factor				MHz	dBuV/m	dBuV/m	dB	dBuV	dB/m	dB	dB	cm	deg	1	2388.01	61.07	74.00	-12.93	51.23	32.44	7.11	35.71	6.00	100	112	PEAK	 <p>Level (dBuV/m)</p> <p>130</p> <p>113.8</p> <p>97.5</p> <p>81.3</p> <p>65.0</p> <p>48.8</p> <p>32.5</p> <p>16.3</p> <p>0</p> <p>1000</p> <p>1400</p> <p>1800</p> <p>2200</p> <p>2600</p> <p>3000</p> <p>Frequency (MHz)</p> <p style="text-align: right;">FCC PART 15C</p> <table border="1"> <thead> <tr> <th>Limit</th> <th>Read</th> <th>Ant</th> <th>Cable</th> <th>Preamp</th> <th>Aux</th> <th>APos</th> <th>TPos</th> <th>Remark</th> </tr> <tr> <th>Freq</th> <th>Level</th> <th>Line Margin</th> <th>Level Factor</th> <th>Loss Factor</th> <th>Factor</th> <th></th> <th></th> <th></th> </tr> <tr> <th>MHz</th> <th>dBuV/m</th> <th>dBuV/m</th> <th>dB</th> <th>dBuV</th> <th>dB/m</th> <th>dB</th> <th>dB</th> <th>cm</th> <th>deg</th> </tr> </thead> <tbody> <tr> <td>1</td> <td>2422.00</td> <td>111.40</td> <td>-----</td> <td>-----</td> <td>101.50</td> <td>32.47</td> <td>7.14</td> <td>35.71</td> <td>6.00</td> <td>100</td> <td>112</td> <td>PEAK</td> </tr> </tbody> </table>	Limit	Read	Ant	Cable	Preamp	Aux	APos	TPos	Remark	Freq	Level	Line Margin	Level Factor	Loss Factor	Factor				MHz	dBuV/m	dBuV/m	dB	dBuV	dB/m	dB	dB	cm	deg	1	2422.00	111.40	-----	-----	101.50	32.47	7.14	35.71	6.00	100	112	PEAK
	Limit	Read	Ant	Cable	Preamp	Aux	APos	TPos	Remark																																																																											
Freq	Level	Line Margin	Level Factor	Loss Factor	Factor																																																																															
MHz	dBuV/m	dBuV/m	dB	dBuV	dB/m	dB	dB	cm	deg																																																																											
1	2388.01	61.07	74.00	-12.93	51.23	32.44	7.11	35.71	6.00	100	112	PEAK																																																																								
Limit	Read	Ant	Cable	Preamp	Aux	APos	TPos	Remark																																																																												
Freq	Level	Line Margin	Level Factor	Loss Factor	Factor																																																																															
MHz	dBuV/m	dBuV/m	dB	dBuV	dB/m	dB	dB	cm	deg																																																																											
1	2422.00	111.40	-----	-----	101.50	32.47	7.14	35.71	6.00	100	112	PEAK																																																																								
Avg	 <p>Level (dBuV/m)</p> <p>130</p> <p>113.8</p> <p>97.5</p> <p>81.3</p> <p>65.0</p> <p>48.8</p> <p>32.5</p> <p>16.3</p> <p>0</p> <p>2310</p> <p>2332.4</p> <p>2354.8</p> <p>2377.2</p> <p>2399.6</p> <p>2422</p> <p>Frequency (MHz)</p> <p style="text-align: right;">FCC PART 15C (AVG)</p> <table border="1"> <thead> <tr> <th>Limit</th> <th>Read</th> <th>Ant</th> <th>Cable</th> <th>Preamp</th> <th>Aux</th> <th>APos</th> <th>TPos</th> <th>Remark</th> </tr> <tr> <th>Freq</th> <th>Level</th> <th>Line Margin</th> <th>Level Factor</th> <th>Loss Factor</th> <th>Factor</th> <th></th> <th></th> <th></th> </tr> <tr> <th>MHz</th> <th>dBuV/m</th> <th>dBuV/m</th> <th>dB</th> <th>dBuV</th> <th>dB/m</th> <th>dB</th> <th>dB</th> <th>cm</th> <th>deg</th> </tr> </thead> <tbody> <tr> <td>1</td> <td>2387.34</td> <td>49.31</td> <td>54.00</td> <td>-4.69</td> <td>39.47</td> <td>32.44</td> <td>7.11</td> <td>35.71</td> <td>6.00</td> <td>100</td> <td>112</td> <td>AVERAGE</td> </tr> </tbody> </table>	Limit	Read	Ant	Cable	Preamp	Aux	APos	TPos	Remark	Freq	Level	Line Margin	Level Factor	Loss Factor	Factor				MHz	dBuV/m	dBuV/m	dB	dBuV	dB/m	dB	dB	cm	deg	1	2387.34	49.31	54.00	-4.69	39.47	32.44	7.11	35.71	6.00	100	112	AVERAGE	 <p>Level (dBuV/m)</p> <p>130</p> <p>113.8</p> <p>97.5</p> <p>81.3</p> <p>65.0</p> <p>48.8</p> <p>32.5</p> <p>16.3</p> <p>0</p> <p>1000</p> <p>1400</p> <p>1800</p> <p>2200</p> <p>2600</p> <p>3000</p> <p>Frequency (MHz)</p> <p style="text-align: right;">FCC PART 15C (AVG)</p> <table border="1"> <thead> <tr> <th>Limit</th> <th>Read</th> <th>Ant</th> <th>Cable</th> <th>Preamp</th> <th>Aux</th> <th>APos</th> <th>TPos</th> <th>Remark</th> </tr> <tr> <th>Freq</th> <th>Level</th> <th>Line Margin</th> <th>Level Factor</th> <th>Loss Factor</th> <th>Factor</th> <th></th> <th></th> <th></th> </tr> <tr> <th>MHz</th> <th>dBuV/m</th> <th>dBuV/m</th> <th>dB</th> <th>dBuV</th> <th>dB/m</th> <th>dB</th> <th>dB</th> <th>cm</th> <th>deg</th> </tr> </thead> <tbody> <tr> <td>1</td> <td>2422.00</td> <td>101.43</td> <td>-----</td> <td>-----</td> <td>91.51</td> <td>32.48</td> <td>7.15</td> <td>35.71</td> <td>6.00</td> <td>100</td> <td>112</td> <td>AVERAGE</td> </tr> </tbody> </table>	Limit	Read	Ant	Cable	Preamp	Aux	APos	TPos	Remark	Freq	Level	Line Margin	Level Factor	Loss Factor	Factor				MHz	dBuV/m	dBuV/m	dB	dBuV	dB/m	dB	dB	cm	deg	1	2422.00	101.43	-----	-----	91.51	32.48	7.15	35.71	6.00	100	112	AVERAGE
	Limit	Read	Ant	Cable	Preamp	Aux	APos	TPos	Remark																																																																											
Freq	Level	Line Margin	Level Factor	Loss Factor	Factor																																																																															
MHz	dBuV/m	dBuV/m	dB	dBuV	dB/m	dB	dB	cm	deg																																																																											
1	2387.34	49.31	54.00	-4.69	39.47	32.44	7.11	35.71	6.00	100	112	AVERAGE																																																																								
Limit	Read	Ant	Cable	Preamp	Aux	APos	TPos	Remark																																																																												
Freq	Level	Line Margin	Level Factor	Loss Factor	Factor																																																																															
MHz	dBuV/m	dBuV/m	dB	dBuV	dB/m	dB	dB	cm	deg																																																																											
1	2422.00	101.43	-----	-----	91.51	32.48	7.15	35.71	6.00	100	112	AVERAGE																																																																								



	26																																														
Mode	Band Edge - R																																														
ANT	CDD 1S3T																																														
Pol.	Vertical	Fundamental																																													
Peak	 <table border="1" data-bbox="268 1115 774 1238"> <thead> <tr> <th>Limit</th> <th>Read</th> <th>Ant</th> <th>Cable</th> <th>Preamp</th> <th>Aux</th> <th>APos</th> <th>TPos</th> <th>Remark</th> </tr> <tr> <th>Freq</th> <th>Level</th> <th>Line</th> <th>Margin</th> <th>Level</th> <th>Factor</th> <th>Loss</th> <th>Factor</th> <th>Factor</th> </tr> <tr> <th>MHz</th> <th>dBuV/m</th> <th>dBuV/m</th> <th>dB</th> <th>dBuV</th> <th>dB/m</th> <th>dB</th> <th>dB</th> <th>dB</th> </tr> </thead> <tbody> <tr> <td>1 2484.60</td> <td>55.99</td> <td>74.00</td> <td>-18.01</td> <td>45.81</td> <td>32.58</td> <td>7.29</td> <td>35.69</td> <td>6.00</td> </tr> <tr> <td></td> <td></td> <td></td> <td></td> <td></td> <td></td> <td></td> <td></td> <td>100 112 PEAK</td> </tr> </tbody> </table>	Limit	Read	Ant	Cable	Preamp	Aux	APos	TPos	Remark	Freq	Level	Line	Margin	Level	Factor	Loss	Factor	Factor	MHz	dBuV/m	dBuV/m	dB	dBuV	dB/m	dB	dB	dB	1 2484.60	55.99	74.00	-18.01	45.81	32.58	7.29	35.69	6.00									100 112 PEAK	Blank
Limit	Read	Ant	Cable	Preamp	Aux	APos	TPos	Remark																																							
Freq	Level	Line	Margin	Level	Factor	Loss	Factor	Factor																																							
MHz	dBuV/m	dBuV/m	dB	dBuV	dB/m	dB	dB	dB																																							
1 2484.60	55.99	74.00	-18.01	45.81	32.58	7.29	35.69	6.00																																							
								100 112 PEAK																																							
Avg	 <table border="1" data-bbox="268 1796 774 1919"> <thead> <tr> <th>Limit</th> <th>Read</th> <th>Ant</th> <th>Cable</th> <th>Preamp</th> <th>Aux</th> <th>APos</th> <th>TPos</th> <th>Remark</th> </tr> <tr> <th>Freq</th> <th>Level</th> <th>Line</th> <th>Margin</th> <th>Level</th> <th>Factor</th> <th>Loss</th> <th>Factor</th> <th>Factor</th> </tr> <tr> <th>MHz</th> <th>dBuV/m</th> <th>dBuV/m</th> <th>dB</th> <th>dBuV</th> <th>dB/m</th> <th>dB</th> <th>dB</th> <th>dB</th> </tr> </thead> <tbody> <tr> <td>1 2483.73</td> <td>43.97</td> <td>54.00</td> <td>-10.03</td> <td>33.79</td> <td>32.58</td> <td>7.29</td> <td>35.69</td> <td>6.00</td> </tr> <tr> <td></td> <td></td> <td></td> <td></td> <td></td> <td></td> <td></td> <td></td> <td>100 112 AVERAGE</td> </tr> </tbody> </table>	Limit	Read	Ant	Cable	Preamp	Aux	APos	TPos	Remark	Freq	Level	Line	Margin	Level	Factor	Loss	Factor	Factor	MHz	dBuV/m	dBuV/m	dB	dBuV	dB/m	dB	dB	dB	1 2483.73	43.97	54.00	-10.03	33.79	32.58	7.29	35.69	6.00									100 112 AVERAGE	Blank
Limit	Read	Ant	Cable	Preamp	Aux	APos	TPos	Remark																																							
Freq	Level	Line	Margin	Level	Factor	Loss	Factor	Factor																																							
MHz	dBuV/m	dBuV/m	dB	dBuV	dB/m	dB	dB	dB																																							
1 2483.73	43.97	54.00	-10.03	33.79	32.58	7.29	35.69	6.00																																							
								100 112 AVERAGE																																							



Mode	26																																																																																																																																								
	Harmonic																																																																																																																																								
	2400-2483.5_802.11ax HE40_CH03_2422MHz																																																																																																																																								
ANT	CDD 1S3T																																																																																																																																								
Pol.	Horizontal	Vertical																																																																																																																																							
Peak Avg	<table border="1"> <thead> <tr> <th>Limit</th> <th>Read</th> <th>Ant</th> <th>Cable</th> <th>Preamp</th> <th>Aux</th> <th>APos</th> <th>TPos</th> <th>Remark</th> </tr> <tr> <th>Freq</th> <th>Level</th> <th>Line</th> <th>Margin</th> <th>Level</th> <th>Factor</th> <th>Loss</th> <th>Factor</th> <th>Factor</th> </tr> <tr> <th>MHz</th> <th>dBuV/m</th> <th>dBuV/m</th> <th>dB</th> <th>dBuV</th> <th>dB/m</th> <th>dB</th> <th>dB</th> <th>cm</th> <th>deg</th> </tr> </thead> <tbody> <tr> <td>1</td> <td>4000.00</td> <td>49.88</td> <td>74.00</td> <td>-24.12</td> <td>70.14</td> <td>33.90</td> <td>9.52</td> <td>63.68</td> <td>0.00</td> <td>300</td> <td>40</td> <td>Peak</td> </tr> <tr> <td>2</td> <td>4844.00</td> <td>43.25</td> <td>74.00</td> <td>-30.75</td> <td>61.77</td> <td>34.62</td> <td>10.34</td> <td>63.48</td> <td>0.00</td> <td>---</td> <td>---</td> <td>PEAK</td> </tr> <tr> <td>3</td> <td>7266.00</td> <td>43.81</td> <td>74.00</td> <td>-30.19</td> <td>58.74</td> <td>35.90</td> <td>12.81</td> <td>63.64</td> <td>0.00</td> <td>---</td> <td>---</td> <td>PEAK</td> </tr> </tbody> </table>	Limit	Read	Ant	Cable	Preamp	Aux	APos	TPos	Remark	Freq	Level	Line	Margin	Level	Factor	Loss	Factor	Factor	MHz	dBuV/m	dBuV/m	dB	dBuV	dB/m	dB	dB	cm	deg	1	4000.00	49.88	74.00	-24.12	70.14	33.90	9.52	63.68	0.00	300	40	Peak	2	4844.00	43.25	74.00	-30.75	61.77	34.62	10.34	63.48	0.00	---	---	PEAK	3	7266.00	43.81	74.00	-30.19	58.74	35.90	12.81	63.64	0.00	---	---	PEAK	<table border="1"> <thead> <tr> <th>Limit</th> <th>Read</th> <th>Ant</th> <th>Cable</th> <th>Preamp</th> <th>Aux</th> <th>APos</th> <th>TPos</th> <th>Remark</th> </tr> <tr> <th>Freq</th> <th>Level</th> <th>Line</th> <th>Margin</th> <th>Level</th> <th>Factor</th> <th>Loss</th> <th>Factor</th> <th>Factor</th> </tr> <tr> <th>MHz</th> <th>dBuV/m</th> <th>dBuV/m</th> <th>dB</th> <th>dBuV</th> <th>dB/m</th> <th>dB</th> <th>dB</th> <th>dB</th> <th>cm</th> <th>deg</th> </tr> </thead> <tbody> <tr> <td>1</td> <td>4000.00</td> <td>50.13</td> <td>74.00</td> <td>-23.87</td> <td>70.39</td> <td>33.90</td> <td>9.52</td> <td>63.68</td> <td>0.00</td> <td>300</td> <td>154</td> <td>Peak</td> </tr> <tr> <td>2</td> <td>4844.00</td> <td>43.82</td> <td>74.00</td> <td>-30.18</td> <td>62.34</td> <td>34.62</td> <td>10.34</td> <td>63.48</td> <td>0.00</td> <td>---</td> <td>---</td> <td>PEAK</td> </tr> <tr> <td>3</td> <td>7266.00</td> <td>43.70</td> <td>74.00</td> <td>-30.30</td> <td>58.63</td> <td>35.90</td> <td>12.81</td> <td>63.64</td> <td>0.00</td> <td>---</td> <td>---</td> <td>PEAK</td> </tr> </tbody> </table>	Limit	Read	Ant	Cable	Preamp	Aux	APos	TPos	Remark	Freq	Level	Line	Margin	Level	Factor	Loss	Factor	Factor	MHz	dBuV/m	dBuV/m	dB	dBuV	dB/m	dB	dB	dB	cm	deg	1	4000.00	50.13	74.00	-23.87	70.39	33.90	9.52	63.68	0.00	300	154	Peak	2	4844.00	43.82	74.00	-30.18	62.34	34.62	10.34	63.48	0.00	---	---	PEAK	3	7266.00	43.70	74.00	-30.30	58.63	35.90	12.81	63.64	0.00	---	---	PEAK
	Limit	Read	Ant	Cable	Preamp	Aux	APos	TPos	Remark																																																																																																																																
Freq	Level	Line	Margin	Level	Factor	Loss	Factor	Factor																																																																																																																																	
MHz	dBuV/m	dBuV/m	dB	dBuV	dB/m	dB	dB	cm	deg																																																																																																																																
1	4000.00	49.88	74.00	-24.12	70.14	33.90	9.52	63.68	0.00	300	40	Peak																																																																																																																													
2	4844.00	43.25	74.00	-30.75	61.77	34.62	10.34	63.48	0.00	---	---	PEAK																																																																																																																													
3	7266.00	43.81	74.00	-30.19	58.74	35.90	12.81	63.64	0.00	---	---	PEAK																																																																																																																													
Limit	Read	Ant	Cable	Preamp	Aux	APos	TPos	Remark																																																																																																																																	
Freq	Level	Line	Margin	Level	Factor	Loss	Factor	Factor																																																																																																																																	
MHz	dBuV/m	dBuV/m	dB	dBuV	dB/m	dB	dB	dB	cm	deg																																																																																																																															
1	4000.00	50.13	74.00	-23.87	70.39	33.90	9.52	63.68	0.00	300	154	Peak																																																																																																																													
2	4844.00	43.82	74.00	-30.18	62.34	34.62	10.34	63.48	0.00	---	---	PEAK																																																																																																																													
3	7266.00	43.70	74.00	-30.30	58.63	35.90	12.81	63.64	0.00	---	---	PEAK																																																																																																																													



27																																										
Mode	Band Edge - L																																									
2400-2483.5_802.11ax HE40_CH06_2437MHz																																										
ANT	CDD 1S3T																																									
Pol.	Horizontal																																									
Peak	<table border="1"> <thead> <tr> <th>Limit</th> <th>Read</th> <th>Ant</th> <th>Cable</th> <th>Preamp</th> <th>Aux</th> <th>APos</th> <th>TPos</th> <th>Remark</th> </tr> <tr> <th>Freq</th> <th>Level</th> <th>Line</th> <th>Margin</th> <th>Level</th> <th>Factor</th> <th>Loss</th> <th>Factor</th> <th>Factor</th> </tr> <tr> <th>MHz</th> <th>dBuV/m</th> <th>dBuV/m</th> <th>dB</th> <th>dBuV</th> <th>dB/m</th> <th>dB</th> <th>dB</th> <th>cm</th> <th>deg</th> </tr> </thead> <tbody> <tr> <td>1</td> <td>2389.95</td> <td>60.20</td> <td>74.00</td> <td>-13.80</td> <td>50.36</td> <td>32.44</td> <td>7.11</td> <td>35.71</td> <td>6.00</td> <td>269</td> <td>360</td> <td>PEAK</td> </tr> </tbody> </table>	Limit	Read	Ant	Cable	Preamp	Aux	APos	TPos	Remark	Freq	Level	Line	Margin	Level	Factor	Loss	Factor	Factor	MHz	dBuV/m	dBuV/m	dB	dBuV	dB/m	dB	dB	cm	deg	1	2389.95	60.20	74.00	-13.80	50.36	32.44	7.11	35.71	6.00	269	360	PEAK
	Limit	Read	Ant	Cable	Preamp	Aux	APos	TPos	Remark																																	
Freq	Level	Line	Margin	Level	Factor	Loss	Factor	Factor																																		
MHz	dBuV/m	dBuV/m	dB	dBuV	dB/m	dB	dB	cm	deg																																	
1	2389.95	60.20	74.00	-13.80	50.36	32.44	7.11	35.71	6.00	269	360	PEAK																														
<table border="1"> <thead> <tr> <th>Limit</th> <th>Read</th> <th>Ant</th> <th>Cable</th> <th>Preamp</th> <th>Aux</th> <th>APos</th> <th>TPos</th> <th>Remark</th> </tr> <tr> <th>Freq</th> <th>Level</th> <th>Line</th> <th>Margin</th> <th>Level</th> <th>Factor</th> <th>Loss</th> <th>Factor</th> <th>Factor</th> </tr> <tr> <th>MHz</th> <th>dBuV/m</th> <th>dBuV/m</th> <th>dB</th> <th>dBuV</th> <th>dB/m</th> <th>dB</th> <th>dB</th> <th>cm</th> <th>deg</th> </tr> </thead> <tbody> <tr> <td>1</td> <td>2437.00</td> <td>114.06</td> <td>74.00</td> <td>40.06</td> <td>104.02</td> <td>32.52</td> <td>7.22</td> <td>35.70</td> <td>6.00</td> <td>269</td> <td>360</td> <td>PEAK</td> </tr> </tbody> </table>	Limit	Read	Ant	Cable	Preamp	Aux	APos	TPos	Remark	Freq	Level	Line	Margin	Level	Factor	Loss	Factor	Factor	MHz	dBuV/m	dBuV/m	dB	dBuV	dB/m	dB	dB	cm	deg	1	2437.00	114.06	74.00	40.06	104.02	32.52	7.22	35.70	6.00	269	360	PEAK	
Limit	Read	Ant	Cable	Preamp	Aux	APos	TPos	Remark																																		
Freq	Level	Line	Margin	Level	Factor	Loss	Factor	Factor																																		
MHz	dBuV/m	dBuV/m	dB	dBuV	dB/m	dB	dB	cm	deg																																	
1	2437.00	114.06	74.00	40.06	104.02	32.52	7.22	35.70	6.00	269	360	PEAK																														
Avg	<table border="1"> <thead> <tr> <th>Limit</th> <th>Read</th> <th>Ant</th> <th>Cable</th> <th>Preamp</th> <th>Aux</th> <th>APos</th> <th>TPos</th> <th>Remark</th> </tr> <tr> <th>Freq</th> <th>Level</th> <th>Line</th> <th>Margin</th> <th>Level</th> <th>Factor</th> <th>Loss</th> <th>Factor</th> <th>Factor</th> </tr> <tr> <th>MHz</th> <th>dBuV/m</th> <th>dBuV/m</th> <th>dB</th> <th>dBuV</th> <th>dB/m</th> <th>dB</th> <th>dB</th> <th>cm</th> <th>deg</th> </tr> </thead> <tbody> <tr> <td>1</td> <td>2389.99</td> <td>47.41</td> <td>54.00</td> <td>-6.59</td> <td>37.57</td> <td>32.44</td> <td>7.11</td> <td>35.71</td> <td>6.00</td> <td>269</td> <td>360</td> <td>AVERAGE</td> </tr> </tbody> </table>	Limit	Read	Ant	Cable	Preamp	Aux	APos	TPos	Remark	Freq	Level	Line	Margin	Level	Factor	Loss	Factor	Factor	MHz	dBuV/m	dBuV/m	dB	dBuV	dB/m	dB	dB	cm	deg	1	2389.99	47.41	54.00	-6.59	37.57	32.44	7.11	35.71	6.00	269	360	AVERAGE
	Limit	Read	Ant	Cable	Preamp	Aux	APos	TPos	Remark																																	
Freq	Level	Line	Margin	Level	Factor	Loss	Factor	Factor																																		
MHz	dBuV/m	dBuV/m	dB	dBuV	dB/m	dB	dB	cm	deg																																	
1	2389.99	47.41	54.00	-6.59	37.57	32.44	7.11	35.71	6.00	269	360	AVERAGE																														
<table border="1"> <thead> <tr> <th>Limit</th> <th>Read</th> <th>Ant</th> <th>Cable</th> <th>Preamp</th> <th>Aux</th> <th>APos</th> <th>TPos</th> <th>Remark</th> </tr> <tr> <th>Freq</th> <th>Level</th> <th>Line</th> <th>Margin</th> <th>Level</th> <th>Factor</th> <th>Loss</th> <th>Factor</th> <th>Factor</th> </tr> <tr> <th>MHz</th> <th>dBuV/m</th> <th>dBuV/m</th> <th>dB</th> <th>dBuV</th> <th>dB/m</th> <th>dB</th> <th>dB</th> <th>cm</th> <th>deg</th> </tr> </thead> <tbody> <tr> <td>1</td> <td>2437.00</td> <td>104.54</td> <td>54.00</td> <td>50.54</td> <td>94.49</td> <td>32.53</td> <td>7.22</td> <td>35.70</td> <td>6.00</td> <td>269</td> <td>360</td> <td>AVERAGE</td> </tr> </tbody> </table>	Limit	Read	Ant	Cable	Preamp	Aux	APos	TPos	Remark	Freq	Level	Line	Margin	Level	Factor	Loss	Factor	Factor	MHz	dBuV/m	dBuV/m	dB	dBuV	dB/m	dB	dB	cm	deg	1	2437.00	104.54	54.00	50.54	94.49	32.53	7.22	35.70	6.00	269	360	AVERAGE	
Limit	Read	Ant	Cable	Preamp	Aux	APos	TPos	Remark																																		
Freq	Level	Line	Margin	Level	Factor	Loss	Factor	Factor																																		
MHz	dBuV/m	dBuV/m	dB	dBuV	dB/m	dB	dB	cm	deg																																	
1	2437.00	104.54	54.00	50.54	94.49	32.53	7.22	35.70	6.00	269	360	AVERAGE																														



	27	
Mode	Band Edge - R	
	2400-2483.5_802.11ax HE40_CH06_2437MHz	
ANT	CDD 1S3T	
Pol.	Horizontal	Fundamental
Peak		
	Blank	
Avg		
	Blank	

Limit	Read	Ant	Cable	Preamp	Aux	APos	TPos	Remark				
Freq	Level	Line	Margin	Level	Factor	Loss	Factor	Factor				
MHz	dBuV/m	dBuV/m	dB	dBuV	dB/m	dB	dB	dB				
							cm	deg				
1	2485.29	69.41	74.00	-4.59	59.23	32.58	7.29	35.69	6.00	269	360	PEAK

Limit	Read	Ant	Cable	Preamp	Aux	APos	TPos	Remark				
Freq	Level	Line	Margin	Level	Factor	Loss	Factor	Factor				
MHz	dBuV/m	dBuV/m	dB	dBuV	dB/m	dB	dB	dB				
							cm	deg				
1	2484.85	52.28	54.00	-1.72	42.10	32.58	7.29	35.69	6.00	269	360	AVERAGE



27																																									
Mode	Band Edge - L																																								
2400-2483.5_802.11ax HE40_CH06_2437MHz																																									
ANT	CDD 1S3T																																								
Pol.	Vertical																																								
Peak	<table border="1"> <thead> <tr> <th>Limit</th> <th>Read</th> <th>Ant</th> <th>Cable</th> <th>Preamp</th> <th>Aux</th> <th>APos</th> <th>TPos</th> <th>Remark</th> </tr> <tr> <th>Freq</th> <th>Level</th> <th>Line</th> <th>Margin</th> <th>Level</th> <th>Factor</th> <th>Loss</th> <th>Factor</th> <th>Factor</th> </tr> <tr> <th>MHz</th> <th>dBuV/m</th> <th>dBuV/m</th> <th>dB</th> <th>dBuV</th> <th>dB/m</th> <th>dB</th> <th>dB</th> <th>cm</th> <th>deg</th> </tr> </thead> <tbody> <tr> <td>1</td> <td>2387.28</td> <td>64.05</td> <td>74.00</td> <td>-9.95</td> <td>54.21</td> <td>32.44</td> <td>7.11</td> <td>35.71</td> <td>6.00</td> <td>277</td> <td>71 PEAK</td> </tr> </tbody> </table>	Limit	Read	Ant	Cable	Preamp	Aux	APos	TPos	Remark	Freq	Level	Line	Margin	Level	Factor	Loss	Factor	Factor	MHz	dBuV/m	dBuV/m	dB	dBuV	dB/m	dB	dB	cm	deg	1	2387.28	64.05	74.00	-9.95	54.21	32.44	7.11	35.71	6.00	277	71 PEAK
	Limit	Read	Ant	Cable	Preamp	Aux	APos	TPos	Remark																																
Freq	Level	Line	Margin	Level	Factor	Loss	Factor	Factor																																	
MHz	dBuV/m	dBuV/m	dB	dBuV	dB/m	dB	dB	cm	deg																																
1	2387.28	64.05	74.00	-9.95	54.21	32.44	7.11	35.71	6.00	277	71 PEAK																														
<table border="1"> <thead> <tr> <th>Limit</th> <th>Read</th> <th>Ant</th> <th>Cable</th> <th>Preamp</th> <th>Aux</th> <th>APos</th> <th>TPos</th> <th>Remark</th> </tr> <tr> <th>Freq</th> <th>Level</th> <th>Line</th> <th>Margin</th> <th>Level</th> <th>Factor</th> <th>Loss</th> <th>Factor</th> <th>Factor</th> </tr> <tr> <th>MHz</th> <th>dBuV/m</th> <th>dBuV/m</th> <th>dB</th> <th>dBuV</th> <th>dB/m</th> <th>dB</th> <th>dB</th> <th>cm</th> <th>deg</th> </tr> </thead> <tbody> <tr> <td>1</td> <td>2437.00</td> <td>114.32</td> <td>74.00</td> <td>40.32</td> <td>104.37</td> <td>32.49</td> <td>7.17</td> <td>35.71</td> <td>6.00</td> <td>277</td> <td>71 PEAK</td> </tr> </tbody> </table>	Limit	Read	Ant	Cable	Preamp	Aux	APos	TPos	Remark	Freq	Level	Line	Margin	Level	Factor	Loss	Factor	Factor	MHz	dBuV/m	dBuV/m	dB	dBuV	dB/m	dB	dB	cm	deg	1	2437.00	114.32	74.00	40.32	104.37	32.49	7.17	35.71	6.00	277	71 PEAK	
Limit	Read	Ant	Cable	Preamp	Aux	APos	TPos	Remark																																	
Freq	Level	Line	Margin	Level	Factor	Loss	Factor	Factor																																	
MHz	dBuV/m	dBuV/m	dB	dBuV	dB/m	dB	dB	cm	deg																																
1	2437.00	114.32	74.00	40.32	104.37	32.49	7.17	35.71	6.00	277	71 PEAK																														
Avg	<table border="1"> <thead> <tr> <th>Limit</th> <th>Read</th> <th>Ant</th> <th>Cable</th> <th>Preamp</th> <th>Aux</th> <th>APos</th> <th>TPos</th> <th>Remark</th> </tr> <tr> <th>Freq</th> <th>Level</th> <th>Line</th> <th>Margin</th> <th>Level</th> <th>Factor</th> <th>Loss</th> <th>Factor</th> <th>Factor</th> </tr> <tr> <th>MHz</th> <th>dBuV/m</th> <th>dBuV/m</th> <th>dB</th> <th>dBuV</th> <th>dB/m</th> <th>dB</th> <th>dB</th> <th>cm</th> <th>deg</th> </tr> </thead> <tbody> <tr> <td>1</td> <td>2389.95</td> <td>52.56</td> <td>54.00</td> <td>-1.44</td> <td>42.72</td> <td>32.44</td> <td>7.11</td> <td>35.71</td> <td>6.00</td> <td>277</td> <td>71 AVERAGE</td> </tr> </tbody> </table>	Limit	Read	Ant	Cable	Preamp	Aux	APos	TPos	Remark	Freq	Level	Line	Margin	Level	Factor	Loss	Factor	Factor	MHz	dBuV/m	dBuV/m	dB	dBuV	dB/m	dB	dB	cm	deg	1	2389.95	52.56	54.00	-1.44	42.72	32.44	7.11	35.71	6.00	277	71 AVERAGE
	Limit	Read	Ant	Cable	Preamp	Aux	APos	TPos	Remark																																
Freq	Level	Line	Margin	Level	Factor	Loss	Factor	Factor																																	
MHz	dBuV/m	dBuV/m	dB	dBuV	dB/m	dB	dB	cm	deg																																
1	2389.95	52.56	54.00	-1.44	42.72	32.44	7.11	35.71	6.00	277	71 AVERAGE																														
<table border="1"> <thead> <tr> <th>Limit</th> <th>Read</th> <th>Ant</th> <th>Cable</th> <th>Preamp</th> <th>Aux</th> <th>APos</th> <th>TPos</th> <th>Remark</th> </tr> <tr> <th>Freq</th> <th>Level</th> <th>Line</th> <th>Margin</th> <th>Level</th> <th>Factor</th> <th>Loss</th> <th>Factor</th> <th>Factor</th> </tr> <tr> <th>MHz</th> <th>dBuV/m</th> <th>dBuV/m</th> <th>dB</th> <th>dBuV</th> <th>dB/m</th> <th>dB</th> <th>dB</th> <th>cm</th> <th>deg</th> </tr> </thead> <tbody> <tr> <td>1</td> <td>2437.00</td> <td>102.95</td> <td>54.00</td> <td>48.95</td> <td>93.00</td> <td>32.49</td> <td>7.17</td> <td>35.71</td> <td>6.00</td> <td>277</td> <td>71 AVERAGE</td> </tr> </tbody> </table>	Limit	Read	Ant	Cable	Preamp	Aux	APos	TPos	Remark	Freq	Level	Line	Margin	Level	Factor	Loss	Factor	Factor	MHz	dBuV/m	dBuV/m	dB	dBuV	dB/m	dB	dB	cm	deg	1	2437.00	102.95	54.00	48.95	93.00	32.49	7.17	35.71	6.00	277	71 AVERAGE	
Limit	Read	Ant	Cable	Preamp	Aux	APos	TPos	Remark																																	
Freq	Level	Line	Margin	Level	Factor	Loss	Factor	Factor																																	
MHz	dBuV/m	dBuV/m	dB	dBuV	dB/m	dB	dB	cm	deg																																
1	2437.00	102.95	54.00	48.95	93.00	32.49	7.17	35.71	6.00	277	71 AVERAGE																														



	27																																					
Mode	Band Edge - R																																					
	2400-2483.5_802.11ax HE40_CH06_2437MHz																																					
ANT	CDD 1S3T																																					
Pol.	Vertical	Fundamental																																				
Peak	<table border="1"> <thead> <tr> <th>Limit</th> <th>Read</th> <th>Ant</th> <th>Cable</th> <th>Preamp</th> <th>Aux</th> <th>APos</th> <th>TPos</th> <th>Remark</th> </tr> <tr> <th>Freq</th> <th>Level</th> <th>Line</th> <th>Margin</th> <th>Level</th> <th>Factor</th> <th>Loss</th> <th>Factor</th> <th>Factor</th> </tr> <tr> <th>MHz</th> <th>dBuV/m</th> <th>dBuV/m</th> <th>dB</th> <th>dBuV</th> <th>dB/m</th> <th>dB</th> <th>dB</th> <th>dB</th> </tr> </thead> <tbody> <tr> <td>1 2483.78</td> <td>61.70</td> <td>74.00</td> <td>-12.30</td> <td>51.52</td> <td>32.58</td> <td>7.29</td> <td>35.69</td> <td>6.00</td> </tr> </tbody> </table>	Limit	Read	Ant	Cable	Preamp	Aux	APos	TPos	Remark	Freq	Level	Line	Margin	Level	Factor	Loss	Factor	Factor	MHz	dBuV/m	dBuV/m	dB	dBuV	dB/m	dB	dB	dB	1 2483.78	61.70	74.00	-12.30	51.52	32.58	7.29	35.69	6.00	Blank
	Limit	Read	Ant	Cable	Preamp	Aux	APos	TPos	Remark																													
Freq	Level	Line	Margin	Level	Factor	Loss	Factor	Factor																														
MHz	dBuV/m	dBuV/m	dB	dBuV	dB/m	dB	dB	dB																														
1 2483.78	61.70	74.00	-12.30	51.52	32.58	7.29	35.69	6.00																														
Avg	<table border="1"> <thead> <tr> <th>Limit</th> <th>Read</th> <th>Ant</th> <th>Cable</th> <th>Preamp</th> <th>Aux</th> <th>APos</th> <th>TPos</th> <th>Remark</th> </tr> <tr> <th>Freq</th> <th>Level</th> <th>Line</th> <th>Margin</th> <th>Level</th> <th>Factor</th> <th>Loss</th> <th>Factor</th> <th>Factor</th> </tr> <tr> <th>MHz</th> <th>dBuV/m</th> <th>dBuV/m</th> <th>dB</th> <th>dBuV</th> <th>dB/m</th> <th>dB</th> <th>dB</th> <th>dB</th> </tr> </thead> <tbody> <tr> <td>1 2483.84</td> <td>48.76</td> <td>54.00</td> <td>-5.24</td> <td>38.58</td> <td>32.58</td> <td>7.29</td> <td>35.69</td> <td>6.00</td> </tr> </tbody> </table>	Limit	Read	Ant	Cable	Preamp	Aux	APos	TPos	Remark	Freq	Level	Line	Margin	Level	Factor	Loss	Factor	Factor	MHz	dBuV/m	dBuV/m	dB	dBuV	dB/m	dB	dB	dB	1 2483.84	48.76	54.00	-5.24	38.58	32.58	7.29	35.69	6.00	Blank
Limit	Read	Ant	Cable	Preamp	Aux	APos	TPos	Remark																														
Freq	Level	Line	Margin	Level	Factor	Loss	Factor	Factor																														
MHz	dBuV/m	dBuV/m	dB	dBuV	dB/m	dB	dB	dB																														
1 2483.84	48.76	54.00	-5.24	38.58	32.58	7.29	35.69	6.00																														



Mode	27																																																																																																																																						
	Harmonic																																																																																																																																						
	2400-2483.5_802.11ax HE40_CH06_2437MHz																																																																																																																																						
ANT	CDD 1S3T																																																																																																																																						
Pol.	Horizontal	Vertical																																																																																																																																					
Peak Avg																																																																																																																																							
	<table border="1"> <thead> <tr> <th>Limit</th> <th>Read</th> <th>Ant</th> <th>Cable</th> <th>Preamp</th> <th>Aux</th> <th>APos</th> <th>TPos</th> <th>Remark</th> </tr> <tr> <th>Freq</th> <th>Level</th> <th>Line</th> <th>Margin</th> <th>Level</th> <th>Factor</th> <th>Loss</th> <th>Factor</th> <th>Factor</th> </tr> <tr> <th>MHz</th> <th>dBuV/m</th> <th>dBuV/m</th> <th>dB</th> <th>dBuV</th> <th>dB/m</th> <th>dB</th> <th>dB</th> <th>cm</th> <th>deg</th> </tr> </thead> <tbody> <tr> <td>1</td> <td>4000.00</td> <td>50.68</td> <td>74.00</td> <td>-23.32</td> <td>70.94</td> <td>33.90</td> <td>9.52</td> <td>63.68</td> <td>0.00</td> <td>300</td> <td>42</td> <td>Peak</td> </tr> <tr> <td>2</td> <td>4874.00</td> <td>43.81</td> <td>74.00</td> <td>-30.19</td> <td>62.31</td> <td>34.60</td> <td>10.38</td> <td>63.48</td> <td>0.00</td> <td>---</td> <td>---</td> <td>PEAK</td> </tr> <tr> <td>3</td> <td>7311.00</td> <td>43.87</td> <td>74.00</td> <td>-30.13</td> <td>58.82</td> <td>35.90</td> <td>12.82</td> <td>63.67</td> <td>0.00</td> <td>---</td> <td>---</td> <td>PEAK</td> </tr> </tbody> </table>	Limit	Read	Ant	Cable	Preamp	Aux	APos	TPos	Remark	Freq	Level	Line	Margin	Level	Factor	Loss	Factor	Factor	MHz	dBuV/m	dBuV/m	dB	dBuV	dB/m	dB	dB	cm	deg	1	4000.00	50.68	74.00	-23.32	70.94	33.90	9.52	63.68	0.00	300	42	Peak	2	4874.00	43.81	74.00	-30.19	62.31	34.60	10.38	63.48	0.00	---	---	PEAK	3	7311.00	43.87	74.00	-30.13	58.82	35.90	12.82	63.67	0.00	---	---	PEAK	<table border="1"> <thead> <tr> <th>Limit</th> <th>Read</th> <th>Ant</th> <th>Cable</th> <th>Preamp</th> <th>Aux</th> <th>APos</th> <th>TPos</th> <th>Remark</th> </tr> <tr> <th>Freq</th> <th>Level</th> <th>Line</th> <th>Margin</th> <th>Level</th> <th>Factor</th> <th>Loss</th> <th>Factor</th> <th>Factor</th> </tr> <tr> <th>MHz</th> <th>dBuV/m</th> <th>dBuV/m</th> <th>dB</th> <th>dBuV</th> <th>dB/m</th> <th>dB</th> <th>dB</th> <th>cm</th> <th>deg</th> </tr> </thead> <tbody> <tr> <td>1</td> <td>4000.00</td> <td>50.37</td> <td>74.00</td> <td>-23.63</td> <td>70.63</td> <td>33.90</td> <td>9.52</td> <td>63.68</td> <td>0.00</td> <td>300</td> <td>148</td> <td>Peak</td> </tr> <tr> <td>2</td> <td>4874.00</td> <td>43.46</td> <td>74.00</td> <td>-30.54</td> <td>61.96</td> <td>34.60</td> <td>10.38</td> <td>63.48</td> <td>0.00</td> <td>---</td> <td>---</td> <td>PEAK</td> </tr> <tr> <td>3</td> <td>7311.00</td> <td>44.10</td> <td>74.00</td> <td>-29.90</td> <td>59.05</td> <td>35.90</td> <td>12.82</td> <td>63.67</td> <td>0.00</td> <td>---</td> <td>---</td> <td>PEAK</td> </tr> </tbody> </table>	Limit	Read	Ant	Cable	Preamp	Aux	APos	TPos	Remark	Freq	Level	Line	Margin	Level	Factor	Loss	Factor	Factor	MHz	dBuV/m	dBuV/m	dB	dBuV	dB/m	dB	dB	cm	deg	1	4000.00	50.37	74.00	-23.63	70.63	33.90	9.52	63.68	0.00	300	148	Peak	2	4874.00	43.46	74.00	-30.54	61.96	34.60	10.38	63.48	0.00	---	---	PEAK	3	7311.00	44.10	74.00	-29.90	59.05	35.90	12.82	63.67	0.00	---	---
Limit	Read	Ant	Cable	Preamp	Aux	APos	TPos	Remark																																																																																																																															
Freq	Level	Line	Margin	Level	Factor	Loss	Factor	Factor																																																																																																																															
MHz	dBuV/m	dBuV/m	dB	dBuV	dB/m	dB	dB	cm	deg																																																																																																																														
1	4000.00	50.68	74.00	-23.32	70.94	33.90	9.52	63.68	0.00	300	42	Peak																																																																																																																											
2	4874.00	43.81	74.00	-30.19	62.31	34.60	10.38	63.48	0.00	---	---	PEAK																																																																																																																											
3	7311.00	43.87	74.00	-30.13	58.82	35.90	12.82	63.67	0.00	---	---	PEAK																																																																																																																											
Limit	Read	Ant	Cable	Preamp	Aux	APos	TPos	Remark																																																																																																																															
Freq	Level	Line	Margin	Level	Factor	Loss	Factor	Factor																																																																																																																															
MHz	dBuV/m	dBuV/m	dB	dBuV	dB/m	dB	dB	cm	deg																																																																																																																														
1	4000.00	50.37	74.00	-23.63	70.63	33.90	9.52	63.68	0.00	300	148	Peak																																																																																																																											
2	4874.00	43.46	74.00	-30.54	61.96	34.60	10.38	63.48	0.00	---	---	PEAK																																																																																																																											
3	7311.00	44.10	74.00	-29.90	59.05	35.90	12.82	63.67	0.00	---	---	PEAK																																																																																																																											



		28																																																																																				
Mode	Band Edge - L																																																																																					
	2400-2483.5_802.11ax HE40_CH09_2452MHz																																																																																					
ANT	CDD 1S3T																																																																																					
Pol.	Horizontal	Fundamental																																																																																				
Peak	<table border="1"> <thead> <tr> <th>Limit</th> <th>Read</th> <th>Ant</th> <th>Cable</th> <th>Preamp</th> <th>Aux</th> <th>APos</th> <th>TPos</th> <th>Remark</th> </tr> <tr> <th>Freq</th> <th>Level</th> <th>Line</th> <th>Margin</th> <th>Level</th> <th>Factor</th> <th>Loss</th> <th>Factor</th> <th>Factor</th> </tr> <tr> <th>MHz</th> <th>dBuV/m</th> <th>dBuV/m</th> <th>dB</th> <th>dBuV</th> <th>dB/m</th> <th>dB</th> <th>dB</th> <th>dB</th> <th>cm</th> <th>deg</th> </tr> </thead> <tbody> <tr> <td>1</td> <td>2385.19</td> <td>54.21</td> <td>74.00</td> <td>-19.79</td> <td>44.37</td> <td>32.44</td> <td>7.11</td> <td>35.71</td> <td>6.00</td> <td>273</td> <td>360</td> <td>PEAK</td> </tr> </tbody> </table>	Limit	Read	Ant	Cable	Preamp	Aux	APos	TPos	Remark	Freq	Level	Line	Margin	Level	Factor	Loss	Factor	Factor	MHz	dBuV/m	dBuV/m	dB	dBuV	dB/m	dB	dB	dB	cm	deg	1	2385.19	54.21	74.00	-19.79	44.37	32.44	7.11	35.71	6.00	273	360	PEAK	<table border="1"> <thead> <tr> <th>Limit</th> <th>Read</th> <th>Ant</th> <th>Cable</th> <th>Preamp</th> <th>Aux</th> <th>APos</th> <th>TPos</th> <th>Remark</th> </tr> <tr> <th>Freq</th> <th>Level</th> <th>Line</th> <th>Margin</th> <th>Level</th> <th>Factor</th> <th>Loss</th> <th>Factor</th> <th>Factor</th> </tr> <tr> <th>MHz</th> <th>dBuV/m</th> <th>dBuV/m</th> <th>dB</th> <th>dBuV</th> <th>dB/m</th> <th>dB</th> <th>dB</th> <th>dB</th> <th>cm</th> <th>deg</th> </tr> </thead> <tbody> <tr> <td>1</td> <td>2452.00</td> <td>113.42</td> <td>74.00</td> <td>39.42</td> <td>103.34</td> <td>32.54</td> <td>7.24</td> <td>35.70</td> <td>6.00</td> <td>273</td> <td>360</td> <td>PEAK</td> </tr> </tbody> </table>	Limit	Read	Ant	Cable	Preamp	Aux	APos	TPos	Remark	Freq	Level	Line	Margin	Level	Factor	Loss	Factor	Factor	MHz	dBuV/m	dBuV/m	dB	dBuV	dB/m	dB	dB	dB	cm	deg	1	2452.00	113.42	74.00	39.42	103.34	32.54	7.24	35.70	6.00	273	360	PEAK
	Limit	Read	Ant	Cable	Preamp	Aux	APos	TPos	Remark																																																																													
Freq	Level	Line	Margin	Level	Factor	Loss	Factor	Factor																																																																														
MHz	dBuV/m	dBuV/m	dB	dBuV	dB/m	dB	dB	dB	cm	deg																																																																												
1	2385.19	54.21	74.00	-19.79	44.37	32.44	7.11	35.71	6.00	273	360	PEAK																																																																										
Limit	Read	Ant	Cable	Preamp	Aux	APos	TPos	Remark																																																																														
Freq	Level	Line	Margin	Level	Factor	Loss	Factor	Factor																																																																														
MHz	dBuV/m	dBuV/m	dB	dBuV	dB/m	dB	dB	dB	cm	deg																																																																												
1	2452.00	113.42	74.00	39.42	103.34	32.54	7.24	35.70	6.00	273	360	PEAK																																																																										
Avg	<table border="1"> <thead> <tr> <th>Limit</th> <th>Read</th> <th>Ant</th> <th>Cable</th> <th>Preamp</th> <th>Aux</th> <th>APos</th> <th>TPos</th> <th>Remark</th> </tr> <tr> <th>Freq</th> <th>Level</th> <th>Line</th> <th>Margin</th> <th>Level</th> <th>Factor</th> <th>Loss</th> <th>Factor</th> <th>Factor</th> </tr> <tr> <th>MHz</th> <th>dBuV/m</th> <th>dBuV/m</th> <th>dB</th> <th>dBuV</th> <th>dB/m</th> <th>dB</th> <th>dB</th> <th>dB</th> <th>cm</th> <th>deg</th> </tr> </thead> <tbody> <tr> <td>1</td> <td>2389.98</td> <td>43.59</td> <td>54.00</td> <td>-10.41</td> <td>33.75</td> <td>32.44</td> <td>7.11</td> <td>35.71</td> <td>6.00</td> <td>273</td> <td>360</td> <td>AVERAGE</td> </tr> </tbody> </table>	Limit	Read	Ant	Cable	Preamp	Aux	APos	TPos	Remark	Freq	Level	Line	Margin	Level	Factor	Loss	Factor	Factor	MHz	dBuV/m	dBuV/m	dB	dBuV	dB/m	dB	dB	dB	cm	deg	1	2389.98	43.59	54.00	-10.41	33.75	32.44	7.11	35.71	6.00	273	360	AVERAGE	<table border="1"> <thead> <tr> <th>Limit</th> <th>Read</th> <th>Ant</th> <th>Cable</th> <th>Preamp</th> <th>Aux</th> <th>APos</th> <th>TPos</th> <th>Remark</th> </tr> <tr> <th>Freq</th> <th>Level</th> <th>Line</th> <th>Margin</th> <th>Level</th> <th>Factor</th> <th>Loss</th> <th>Factor</th> <th>Factor</th> </tr> <tr> <th>MHz</th> <th>dBuV/m</th> <th>dBuV/m</th> <th>dB</th> <th>dBuV</th> <th>dB/m</th> <th>dB</th> <th>dB</th> <th>dB</th> <th>cm</th> <th>deg</th> </tr> </thead> <tbody> <tr> <td>1</td> <td>2452.00</td> <td>103.55</td> <td>54.00</td> <td>49.55</td> <td>93.47</td> <td>32.54</td> <td>7.24</td> <td>35.70</td> <td>6.00</td> <td>273</td> <td>360</td> <td>AVERAGE</td> </tr> </tbody> </table>	Limit	Read	Ant	Cable	Preamp	Aux	APos	TPos	Remark	Freq	Level	Line	Margin	Level	Factor	Loss	Factor	Factor	MHz	dBuV/m	dBuV/m	dB	dBuV	dB/m	dB	dB	dB	cm	deg	1	2452.00	103.55	54.00	49.55	93.47	32.54	7.24	35.70	6.00	273	360	AVERAGE
	Limit	Read	Ant	Cable	Preamp	Aux	APos	TPos	Remark																																																																													
Freq	Level	Line	Margin	Level	Factor	Loss	Factor	Factor																																																																														
MHz	dBuV/m	dBuV/m	dB	dBuV	dB/m	dB	dB	dB	cm	deg																																																																												
1	2389.98	43.59	54.00	-10.41	33.75	32.44	7.11	35.71	6.00	273	360	AVERAGE																																																																										
Limit	Read	Ant	Cable	Preamp	Aux	APos	TPos	Remark																																																																														
Freq	Level	Line	Margin	Level	Factor	Loss	Factor	Factor																																																																														
MHz	dBuV/m	dBuV/m	dB	dBuV	dB/m	dB	dB	dB	cm	deg																																																																												
1	2452.00	103.55	54.00	49.55	93.47	32.54	7.24	35.70	6.00	273	360	AVERAGE																																																																										



	28																																									
Mode	Band Edge - R																																									
	2400-2483.5_802.11ax HE40_CH09_2452MHz																																									
ANT	CDD 1S3T																																									
Pol.	Horizontal	Fundamental																																								
Peak	<table border="1"> <thead> <tr> <th>Limit</th> <th>Read</th> <th>Ant</th> <th>Cable</th> <th>Preamp</th> <th>Aux</th> <th>APos</th> <th>TPos</th> <th>Remark</th> </tr> <tr> <th>Freq</th> <th>Level</th> <th>Line</th> <th>Margin</th> <th>Level</th> <th>Factor</th> <th>Loss</th> <th>Factor</th> <th>Factor</th> </tr> <tr> <th>MHz</th> <th>dBuV/m</th> <th>dBuV/m</th> <th>dB</th> <th>dBuV</th> <th>dB/m</th> <th>dB</th> <th>dB</th> <th>dB</th> </tr> </thead> <tbody> <tr> <td>1</td> <td>2484.91</td> <td>63.81</td> <td>74.00</td> <td>-10.99</td> <td>52.83</td> <td>32.58</td> <td>7.29</td> <td>35.69</td> <td>6.00</td> <td>273</td> <td>360</td> <td>PEAK</td> </tr> </tbody> </table>	Limit	Read	Ant	Cable	Preamp	Aux	APos	TPos	Remark	Freq	Level	Line	Margin	Level	Factor	Loss	Factor	Factor	MHz	dBuV/m	dBuV/m	dB	dBuV	dB/m	dB	dB	dB	1	2484.91	63.81	74.00	-10.99	52.83	32.58	7.29	35.69	6.00	273	360	PEAK	Blank
	Limit	Read	Ant	Cable	Preamp	Aux	APos	TPos	Remark																																	
Freq	Level	Line	Margin	Level	Factor	Loss	Factor	Factor																																		
MHz	dBuV/m	dBuV/m	dB	dBuV	dB/m	dB	dB	dB																																		
1	2484.91	63.81	74.00	-10.99	52.83	32.58	7.29	35.69	6.00	273	360	PEAK																														
Avg	<table border="1"> <thead> <tr> <th>Limit</th> <th>Read</th> <th>Ant</th> <th>Cable</th> <th>Preamp</th> <th>Aux</th> <th>APos</th> <th>TPos</th> <th>Remark</th> </tr> <tr> <th>Freq</th> <th>Level</th> <th>Line</th> <th>Margin</th> <th>Level</th> <th>Factor</th> <th>Loss</th> <th>Factor</th> <th>Factor</th> </tr> <tr> <th>MHz</th> <th>dBuV/m</th> <th>dBuV/m</th> <th>dB</th> <th>dBuV</th> <th>dB/m</th> <th>dB</th> <th>dB</th> <th>dB</th> </tr> </thead> <tbody> <tr> <td>1</td> <td>2484.95</td> <td>50.91</td> <td>54.00</td> <td>-3.09</td> <td>40.73</td> <td>32.58</td> <td>7.29</td> <td>35.69</td> <td>6.00</td> <td>273</td> <td>360</td> <td>AVERAGE</td> </tr> </tbody> </table>	Limit	Read	Ant	Cable	Preamp	Aux	APos	TPos	Remark	Freq	Level	Line	Margin	Level	Factor	Loss	Factor	Factor	MHz	dBuV/m	dBuV/m	dB	dBuV	dB/m	dB	dB	dB	1	2484.95	50.91	54.00	-3.09	40.73	32.58	7.29	35.69	6.00	273	360	AVERAGE	Blank
Limit	Read	Ant	Cable	Preamp	Aux	APos	TPos	Remark																																		
Freq	Level	Line	Margin	Level	Factor	Loss	Factor	Factor																																		
MHz	dBuV/m	dBuV/m	dB	dBuV	dB/m	dB	dB	dB																																		
1	2484.95	50.91	54.00	-3.09	40.73	32.58	7.29	35.69	6.00	273	360	AVERAGE																														



	28																																																																																	
Mode	Band Edge - L																																																																																	
	2400-2483.5_802.11ax HE40_CH09_2452MHz																																																																																	
ANT	CDD 1S3T																																																																																	
Pol.	Vertical	Fundamental																																																																																
Peak	<table border="1"> <thead> <tr> <th>Limit</th> <th>Read</th> <th>Ant</th> <th>Cable</th> <th>Preamp</th> <th>Aux</th> <th>APos</th> <th>TPos</th> <th>Remark</th> </tr> <tr> <th>Freq</th> <th>Level</th> <th>Line</th> <th>Margin</th> <th>Level</th> <th>Factor</th> <th>Loss</th> <th>Factor</th> <th>Factor</th> </tr> <tr> <th>MHz</th> <th>dBuV/m</th> <th>dBuV/m</th> <th>dB</th> <th>dBuV</th> <th>dB/m</th> <th>dB</th> <th>dB</th> <th>dB</th> </tr> </thead> <tbody> <tr> <td>1</td> <td>2389.60</td> <td>55.48</td> <td>74.00</td> <td>-18.52</td> <td>45.64</td> <td>32.44</td> <td>7.11</td> <td>35.71</td> <td>6.00</td> <td>298</td> <td>72</td> <td>PEAK</td> </tr> </tbody> </table>	Limit	Read	Ant	Cable	Preamp	Aux	APos	TPos	Remark	Freq	Level	Line	Margin	Level	Factor	Loss	Factor	Factor	MHz	dBuV/m	dBuV/m	dB	dBuV	dB/m	dB	dB	dB	1	2389.60	55.48	74.00	-18.52	45.64	32.44	7.11	35.71	6.00	298	72	PEAK	<table border="1"> <thead> <tr> <th>Limit</th> <th>Read</th> <th>Ant</th> <th>Cable</th> <th>Preamp</th> <th>Aux</th> <th>APos</th> <th>TPos</th> <th>Remark</th> </tr> <tr> <th>Freq</th> <th>Level</th> <th>Line</th> <th>Margin</th> <th>Level</th> <th>Factor</th> <th>Loss</th> <th>Factor</th> <th>Factor</th> </tr> <tr> <th>MHz</th> <th>dBuV/m</th> <th>dBuV/m</th> <th>dB</th> <th>dBuV</th> <th>dB/m</th> <th>dB</th> <th>dB</th> <th>dB</th> </tr> </thead> <tbody> <tr> <td>1</td> <td>2452.00</td> <td>112.09</td> <td>74.00</td> <td>38.09</td> <td>102.01</td> <td>32.54</td> <td>7.24</td> <td>35.70</td> <td>6.00</td> <td>298</td> <td>72</td> <td>PEAK</td> </tr> </tbody> </table>	Limit	Read	Ant	Cable	Preamp	Aux	APos	TPos	Remark	Freq	Level	Line	Margin	Level	Factor	Loss	Factor	Factor	MHz	dBuV/m	dBuV/m	dB	dBuV	dB/m	dB	dB	dB	1	2452.00	112.09	74.00	38.09	102.01	32.54	7.24	35.70	6.00	298	72	PEAK
	Limit	Read	Ant	Cable	Preamp	Aux	APos	TPos	Remark																																																																									
Freq	Level	Line	Margin	Level	Factor	Loss	Factor	Factor																																																																										
MHz	dBuV/m	dBuV/m	dB	dBuV	dB/m	dB	dB	dB																																																																										
1	2389.60	55.48	74.00	-18.52	45.64	32.44	7.11	35.71	6.00	298	72	PEAK																																																																						
Limit	Read	Ant	Cable	Preamp	Aux	APos	TPos	Remark																																																																										
Freq	Level	Line	Margin	Level	Factor	Loss	Factor	Factor																																																																										
MHz	dBuV/m	dBuV/m	dB	dBuV	dB/m	dB	dB	dB																																																																										
1	2452.00	112.09	74.00	38.09	102.01	32.54	7.24	35.70	6.00	298	72	PEAK																																																																						
Avg	<table border="1"> <thead> <tr> <th>Limit</th> <th>Read</th> <th>Ant</th> <th>Cable</th> <th>Preamp</th> <th>Aux</th> <th>APos</th> <th>TPos</th> <th>Remark</th> </tr> <tr> <th>Freq</th> <th>Level</th> <th>Line</th> <th>Margin</th> <th>Level</th> <th>Factor</th> <th>Loss</th> <th>Factor</th> <th>Factor</th> </tr> <tr> <th>MHz</th> <th>dBuV/m</th> <th>dBuV/m</th> <th>dB</th> <th>dBuV</th> <th>dB/m</th> <th>dB</th> <th>dB</th> <th>dB</th> </tr> </thead> <tbody> <tr> <td>1</td> <td>2389.99</td> <td>44.37</td> <td>54.00</td> <td>-9.63</td> <td>34.53</td> <td>32.44</td> <td>7.11</td> <td>35.71</td> <td>6.00</td> <td>298</td> <td>72</td> <td>AVERAGE</td> </tr> </tbody> </table>	Limit	Read	Ant	Cable	Preamp	Aux	APos	TPos	Remark	Freq	Level	Line	Margin	Level	Factor	Loss	Factor	Factor	MHz	dBuV/m	dBuV/m	dB	dBuV	dB/m	dB	dB	dB	1	2389.99	44.37	54.00	-9.63	34.53	32.44	7.11	35.71	6.00	298	72	AVERAGE	<table border="1"> <thead> <tr> <th>Limit</th> <th>Read</th> <th>Ant</th> <th>Cable</th> <th>Preamp</th> <th>Aux</th> <th>APos</th> <th>TPos</th> <th>Remark</th> </tr> <tr> <th>Freq</th> <th>Level</th> <th>Line</th> <th>Margin</th> <th>Level</th> <th>Factor</th> <th>Loss</th> <th>Factor</th> <th>Factor</th> </tr> <tr> <th>MHz</th> <th>dBuV/m</th> <th>dBuV/m</th> <th>dB</th> <th>dBuV</th> <th>dB/m</th> <th>dB</th> <th>dB</th> <th>dB</th> </tr> </thead> <tbody> <tr> <td>1</td> <td>2452.00</td> <td>101.26</td> <td>54.00</td> <td>47.26</td> <td>91.18</td> <td>32.54</td> <td>7.24</td> <td>35.70</td> <td>6.00</td> <td>298</td> <td>72</td> <td>AVERAGE</td> </tr> </tbody> </table>	Limit	Read	Ant	Cable	Preamp	Aux	APos	TPos	Remark	Freq	Level	Line	Margin	Level	Factor	Loss	Factor	Factor	MHz	dBuV/m	dBuV/m	dB	dBuV	dB/m	dB	dB	dB	1	2452.00	101.26	54.00	47.26	91.18	32.54	7.24	35.70	6.00	298	72	AVERAGE
	Limit	Read	Ant	Cable	Preamp	Aux	APos	TPos	Remark																																																																									
Freq	Level	Line	Margin	Level	Factor	Loss	Factor	Factor																																																																										
MHz	dBuV/m	dBuV/m	dB	dBuV	dB/m	dB	dB	dB																																																																										
1	2389.99	44.37	54.00	-9.63	34.53	32.44	7.11	35.71	6.00	298	72	AVERAGE																																																																						
Limit	Read	Ant	Cable	Preamp	Aux	APos	TPos	Remark																																																																										
Freq	Level	Line	Margin	Level	Factor	Loss	Factor	Factor																																																																										
MHz	dBuV/m	dBuV/m	dB	dBuV	dB/m	dB	dB	dB																																																																										
1	2452.00	101.26	54.00	47.26	91.18	32.54	7.24	35.70	6.00	298	72	AVERAGE																																																																						

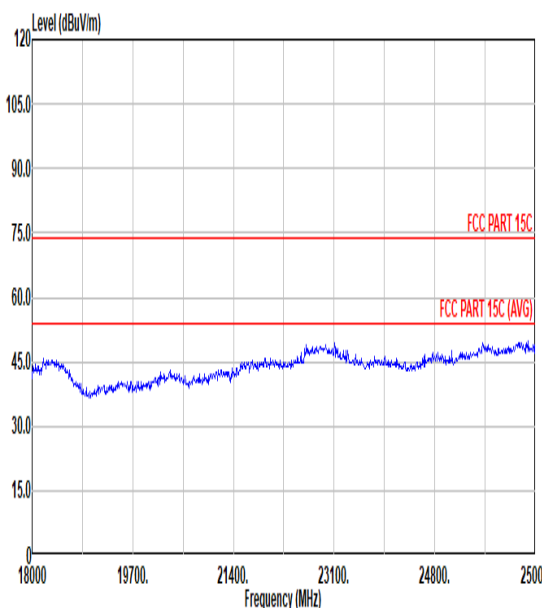
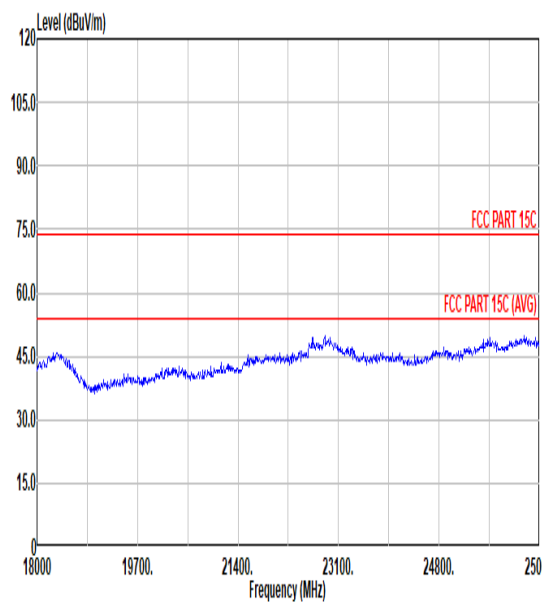


Mode	28																																									
	Band Edge - R																																									
	2400-2483.5_802.11ax HE40_CH09_2452MHz																																									
ANT	CDD 1S3T																																									
Pol.	Vertical	Fundamental																																								
Peak	<table border="1"> <thead> <tr> <th>Limit</th> <th>Read</th> <th>Ant</th> <th>Cable</th> <th>Preamp</th> <th>Aux</th> <th>APos</th> <th>TPos</th> <th>Remark</th> </tr> <tr> <th>Freq</th> <th>Level</th> <th>Line</th> <th>Margin</th> <th>Level</th> <th>Factor</th> <th>Loss</th> <th>Factor</th> <th>Factor</th> </tr> <tr> <th>MHz</th> <th>dBuV/m</th> <th>dBuV/m</th> <th>dB</th> <th>dBuV</th> <th>dB/m</th> <th>dB</th> <th>dB</th> <th>dB</th> </tr> </thead> <tbody> <tr> <td>1</td> <td>2484.28</td> <td>68.54</td> <td>74.00</td> <td>-5.46</td> <td>58.36</td> <td>32.58</td> <td>7.29</td> <td>35.69</td> <td>6.00</td> <td>298</td> <td>72</td> <td>PEAK</td> </tr> </tbody> </table>	Limit	Read	Ant	Cable	Preamp	Aux	APos	TPos	Remark	Freq	Level	Line	Margin	Level	Factor	Loss	Factor	Factor	MHz	dBuV/m	dBuV/m	dB	dBuV	dB/m	dB	dB	dB	1	2484.28	68.54	74.00	-5.46	58.36	32.58	7.29	35.69	6.00	298	72	PEAK	Blank
	Limit	Read	Ant	Cable	Preamp	Aux	APos	TPos	Remark																																	
Freq	Level	Line	Margin	Level	Factor	Loss	Factor	Factor																																		
MHz	dBuV/m	dBuV/m	dB	dBuV	dB/m	dB	dB	dB																																		
1	2484.28	68.54	74.00	-5.46	58.36	32.58	7.29	35.69	6.00	298	72	PEAK																														
Avg	<table border="1"> <thead> <tr> <th>Limit</th> <th>Read</th> <th>Ant</th> <th>Cable</th> <th>Preamp</th> <th>Aux</th> <th>APos</th> <th>TPos</th> <th>Remark</th> </tr> <tr> <th>Freq</th> <th>Level</th> <th>Line</th> <th>Margin</th> <th>Level</th> <th>Factor</th> <th>Loss</th> <th>Factor</th> <th>Factor</th> </tr> <tr> <th>MHz</th> <th>dBuV/m</th> <th>dBuV/m</th> <th>dB</th> <th>dBuV</th> <th>dB/m</th> <th>dB</th> <th>dB</th> <th>dB</th> </tr> </thead> <tbody> <tr> <td>1</td> <td>2483.66</td> <td>53.21</td> <td>54.00</td> <td>-0.79</td> <td>43.03</td> <td>32.58</td> <td>7.29</td> <td>35.69</td> <td>6.00</td> <td>298</td> <td>72</td> <td>Average</td> </tr> </tbody> </table>	Limit	Read	Ant	Cable	Preamp	Aux	APos	TPos	Remark	Freq	Level	Line	Margin	Level	Factor	Loss	Factor	Factor	MHz	dBuV/m	dBuV/m	dB	dBuV	dB/m	dB	dB	dB	1	2483.66	53.21	54.00	-0.79	43.03	32.58	7.29	35.69	6.00	298	72	Average	Blank
Limit	Read	Ant	Cable	Preamp	Aux	APos	TPos	Remark																																		
Freq	Level	Line	Margin	Level	Factor	Loss	Factor	Factor																																		
MHz	dBuV/m	dBuV/m	dB	dBuV	dB/m	dB	dB	dB																																		
1	2483.66	53.21	54.00	-0.79	43.03	32.58	7.29	35.69	6.00	298	72	Average																														



Mode	28																																																																																																																																					
	Harmonic																																																																																																																																					
	2400-2483.5_802.11ax HE40_CH09_2452MHz																																																																																																																																					
ANT	CDD 1S3T																																																																																																																																					
Pol.	Horizontal	Vertical																																																																																																																																				
Peak Avg	<table border="1"> <thead> <tr> <th>Limit</th> <th>Read</th> <th>Ant</th> <th>Cable</th> <th>Preamp</th> <th>Aux</th> <th>APos</th> <th>TPos</th> <th>Remark</th> </tr> <tr> <th>Freq</th> <th>Level</th> <th>Line</th> <th>Margin</th> <th>Level</th> <th>Factor</th> <th>Loss</th> <th>Factor</th> <th>Factor</th> </tr> <tr> <th>MHz</th> <th>dBuV/m</th> <th>dBuV/m</th> <th>dB</th> <th>dBuV</th> <th>dB/m</th> <th>dB</th> <th>dB</th> <th>dB</th> </tr> </thead> <tbody> <tr> <td>1</td> <td>4000.00</td> <td>50.30</td> <td>74.00</td> <td>-23.70</td> <td>70.56</td> <td>33.90</td> <td>9.52</td> <td>63.68</td> <td>0.00</td> <td>300</td> <td>47</td> <td>Peak</td> </tr> <tr> <td>2</td> <td>4904.00</td> <td>43.87</td> <td>74.00</td> <td>-30.13</td> <td>62.35</td> <td>34.58</td> <td>10.42</td> <td>63.48</td> <td>0.00</td> <td>---</td> <td>---</td> <td>PEAK</td> </tr> <tr> <td>3</td> <td>7356.00</td> <td>43.28</td> <td>74.00</td> <td>-30.72</td> <td>58.25</td> <td>35.90</td> <td>12.83</td> <td>63.70</td> <td>0.00</td> <td>---</td> <td>---</td> <td>PEAK</td> </tr> </tbody> </table>	Limit	Read	Ant	Cable	Preamp	Aux	APos	TPos	Remark	Freq	Level	Line	Margin	Level	Factor	Loss	Factor	Factor	MHz	dBuV/m	dBuV/m	dB	dBuV	dB/m	dB	dB	dB	1	4000.00	50.30	74.00	-23.70	70.56	33.90	9.52	63.68	0.00	300	47	Peak	2	4904.00	43.87	74.00	-30.13	62.35	34.58	10.42	63.48	0.00	---	---	PEAK	3	7356.00	43.28	74.00	-30.72	58.25	35.90	12.83	63.70	0.00	---	---	PEAK	<table border="1"> <thead> <tr> <th>Limit</th> <th>Read</th> <th>Ant</th> <th>Cable</th> <th>Preamp</th> <th>Aux</th> <th>APos</th> <th>TPos</th> <th>Remark</th> </tr> <tr> <th>Freq</th> <th>Level</th> <th>Line</th> <th>Margin</th> <th>Level</th> <th>Factor</th> <th>Loss</th> <th>Factor</th> <th>Factor</th> </tr> <tr> <th>MHz</th> <th>dBuV/m</th> <th>dBuV/m</th> <th>dB</th> <th>dBuV</th> <th>dB/m</th> <th>dB</th> <th>dB</th> <th>dB</th> </tr> </thead> <tbody> <tr> <td>1</td> <td>4000.00</td> <td>51.87</td> <td>74.00</td> <td>-22.13</td> <td>72.13</td> <td>33.90</td> <td>9.52</td> <td>63.68</td> <td>0.00</td> <td>300</td> <td>149</td> <td>Peak</td> </tr> <tr> <td>2</td> <td>4904.00</td> <td>43.78</td> <td>74.00</td> <td>-30.22</td> <td>62.26</td> <td>34.58</td> <td>10.42</td> <td>63.48</td> <td>0.00</td> <td>---</td> <td>---</td> <td>PEAK</td> </tr> <tr> <td>3</td> <td>7356.00</td> <td>44.10</td> <td>74.00</td> <td>-29.90</td> <td>59.07</td> <td>35.90</td> <td>12.83</td> <td>63.70</td> <td>0.00</td> <td>---</td> <td>---</td> <td>PEAK</td> </tr> </tbody> </table>	Limit	Read	Ant	Cable	Preamp	Aux	APos	TPos	Remark	Freq	Level	Line	Margin	Level	Factor	Loss	Factor	Factor	MHz	dBuV/m	dBuV/m	dB	dBuV	dB/m	dB	dB	dB	1	4000.00	51.87	74.00	-22.13	72.13	33.90	9.52	63.68	0.00	300	149	Peak	2	4904.00	43.78	74.00	-30.22	62.26	34.58	10.42	63.48	0.00	---	---	PEAK	3	7356.00	44.10	74.00	-29.90	59.07	35.90	12.83	63.70	0.00	---	---	PEAK
	Limit	Read	Ant	Cable	Preamp	Aux	APos	TPos	Remark																																																																																																																													
Freq	Level	Line	Margin	Level	Factor	Loss	Factor	Factor																																																																																																																														
MHz	dBuV/m	dBuV/m	dB	dBuV	dB/m	dB	dB	dB																																																																																																																														
1	4000.00	50.30	74.00	-23.70	70.56	33.90	9.52	63.68	0.00	300	47	Peak																																																																																																																										
2	4904.00	43.87	74.00	-30.13	62.35	34.58	10.42	63.48	0.00	---	---	PEAK																																																																																																																										
3	7356.00	43.28	74.00	-30.72	58.25	35.90	12.83	63.70	0.00	---	---	PEAK																																																																																																																										
Limit	Read	Ant	Cable	Preamp	Aux	APos	TPos	Remark																																																																																																																														
Freq	Level	Line	Margin	Level	Factor	Loss	Factor	Factor																																																																																																																														
MHz	dBuV/m	dBuV/m	dB	dBuV	dB/m	dB	dB	dB																																																																																																																														
1	4000.00	51.87	74.00	-22.13	72.13	33.90	9.52	63.68	0.00	300	149	Peak																																																																																																																										
2	4904.00	43.78	74.00	-30.22	62.26	34.58	10.42	63.48	0.00	---	---	PEAK																																																																																																																										
3	7356.00	44.10	74.00	-29.90	59.07	35.90	12.83	63.70	0.00	---	---	PEAK																																																																																																																										



Mode	-	
	HF 18-25G	
	2400-2483.5_802.11ax HE20_CH04_2427MHz	
ANT	CDD 1S3T	
Pol.	Horizontal	Vertical
Peak QP		

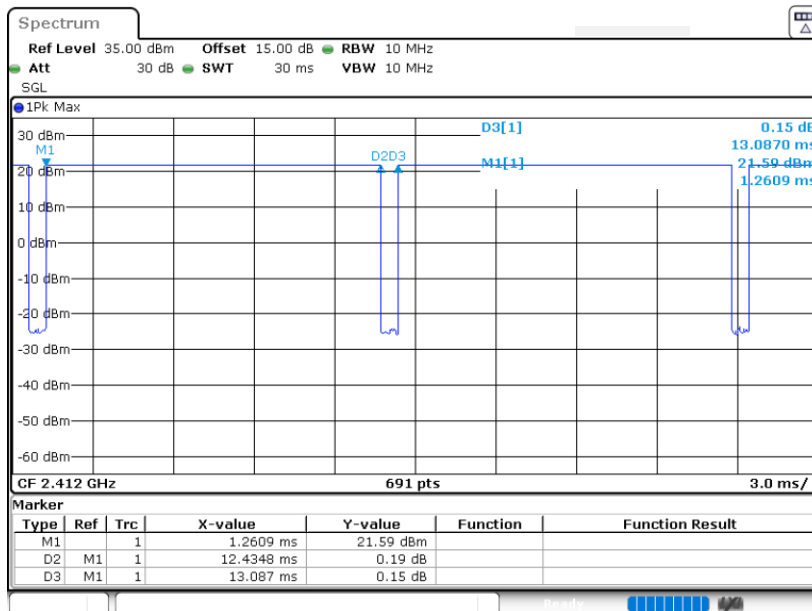


Mode	-																																																																																																																																																																																													
	LF																																																																																																																																																																																													
	2400-2483.5_802.11ax HE20_CH04_2427MHz																																																																																																																																																																																													
ANT	CDD 1S3T																																																																																																																																																																																													
Pol.	Horizontal	Vertical																																																																																																																																																																																												
Peak QP	<table border="1"> <thead> <tr> <th>Peak</th> <th>Freq</th> <th>Level</th> <th>Over</th> <th>Limit</th> <th>ReadAntenna</th> <th>Cable</th> <th>Preamp</th> <th>A/Pos</th> <th>T/Pos</th> <th>Remark</th> </tr> <tr> <th></th> <th>MHz</th> <th>dBuV/m</th> <th>dB</th> <th>dBuV/m</th> <th>dBuV</th> <th>dB/m</th> <th>dB</th> <th>dB</th> <th>cm</th> <th>deg</th> </tr> </thead> <tbody> <tr> <td>1</td> <td>33.68</td> <td>19.84</td> <td>-20.16</td> <td>40.00</td> <td>28.37</td> <td>22.98</td> <td>0.55</td> <td>32.06</td> <td>---</td> <td>---</td> <td>Peak</td> </tr> <tr> <td>2</td> <td>183.26</td> <td>16.57</td> <td>-26.93</td> <td>43.50</td> <td>31.89</td> <td>14.69</td> <td>1.97</td> <td>31.98</td> <td>---</td> <td>---</td> <td>Peak</td> </tr> <tr> <td>3</td> <td>586.78</td> <td>26.02</td> <td>-19.98</td> <td>46.00</td> <td>29.06</td> <td>25.69</td> <td>3.53</td> <td>32.26</td> <td>---</td> <td>---</td> <td>Peak</td> </tr> <tr> <td>4</td> <td>725.49</td> <td>28.89</td> <td>-17.11</td> <td>46.00</td> <td>29.72</td> <td>27.37</td> <td>3.93</td> <td>32.13</td> <td>---</td> <td>---</td> <td>Peak</td> </tr> <tr> <td>5</td> <td>835.10</td> <td>30.31</td> <td>-15.69</td> <td>46.00</td> <td>29.37</td> <td>28.39</td> <td>4.20</td> <td>31.65</td> <td>---</td> <td>---</td> <td>Peak</td> </tr> <tr> <td>6 p</td> <td>951.50</td> <td>32.85</td> <td>-13.15</td> <td>46.00</td> <td>28.81</td> <td>30.59</td> <td>4.48</td> <td>31.03</td> <td>---</td> <td>---</td> <td>Peak</td> </tr> </tbody> </table>	Peak	Freq	Level	Over	Limit	ReadAntenna	Cable	Preamp	A/Pos	T/Pos	Remark		MHz	dBuV/m	dB	dBuV/m	dBuV	dB/m	dB	dB	cm	deg	1	33.68	19.84	-20.16	40.00	28.37	22.98	0.55	32.06	---	---	Peak	2	183.26	16.57	-26.93	43.50	31.89	14.69	1.97	31.98	---	---	Peak	3	586.78	26.02	-19.98	46.00	29.06	25.69	3.53	32.26	---	---	Peak	4	725.49	28.89	-17.11	46.00	29.72	27.37	3.93	32.13	---	---	Peak	5	835.10	30.31	-15.69	46.00	29.37	28.39	4.20	31.65	---	---	Peak	6 p	951.50	32.85	-13.15	46.00	28.81	30.59	4.48	31.03	---	---	Peak	<table border="1"> <thead> <tr> <th>Peak</th> <th>Freq</th> <th>Level</th> <th>Over</th> <th>Limit</th> <th>ReadAntenna</th> <th>Cable</th> <th>Preamp</th> <th>A/Pos</th> <th>T/Pos</th> <th>Remark</th> </tr> <tr> <th></th> <th>MHz</th> <th>dBuV/m</th> <th>dB</th> <th>dBuV/m</th> <th>dBuV</th> <th>dB/m</th> <th>dB</th> <th>dB</th> <th>cm</th> <th>deg</th> </tr> </thead> <tbody> <tr> <td>1</td> <td>32.91</td> <td>20.91</td> <td>-19.09</td> <td>40.00</td> <td>28.95</td> <td>23.50</td> <td>0.54</td> <td>32.08</td> <td>---</td> <td>---</td> <td>Peak</td> </tr> <tr> <td>2</td> <td>96.93</td> <td>18.29</td> <td>-25.21</td> <td>43.50</td> <td>33.40</td> <td>15.52</td> <td>1.42</td> <td>32.05</td> <td>---</td> <td>---</td> <td>Peak</td> </tr> <tr> <td>3</td> <td>183.26</td> <td>20.81</td> <td>-22.69</td> <td>43.50</td> <td>36.13</td> <td>14.69</td> <td>1.97</td> <td>31.98</td> <td>---</td> <td>---</td> <td>Peak</td> </tr> <tr> <td>4</td> <td>753.62</td> <td>28.96</td> <td>-17.04</td> <td>46.00</td> <td>28.95</td> <td>28.09</td> <td>4.00</td> <td>32.08</td> <td>---</td> <td>---</td> <td>Peak</td> </tr> <tr> <td>5</td> <td>855.47</td> <td>31.00</td> <td>-15.00</td> <td>46.00</td> <td>28.94</td> <td>29.35</td> <td>4.25</td> <td>31.54</td> <td>---</td> <td>---</td> <td>Peak</td> </tr> <tr> <td>6 p</td> <td>957.32</td> <td>32.99</td> <td>-13.01</td> <td>46.00</td> <td>28.68</td> <td>30.78</td> <td>4.50</td> <td>30.97</td> <td>---</td> <td>---</td> <td>Peak</td> </tr> </tbody> </table>	Peak	Freq	Level	Over	Limit	ReadAntenna	Cable	Preamp	A/Pos	T/Pos	Remark		MHz	dBuV/m	dB	dBuV/m	dBuV	dB/m	dB	dB	cm	deg	1	32.91	20.91	-19.09	40.00	28.95	23.50	0.54	32.08	---	---	Peak	2	96.93	18.29	-25.21	43.50	33.40	15.52	1.42	32.05	---	---	Peak	3	183.26	20.81	-22.69	43.50	36.13	14.69	1.97	31.98	---	---	Peak	4	753.62	28.96	-17.04	46.00	28.95	28.09	4.00	32.08	---	---	Peak	5	855.47	31.00	-15.00	46.00	28.94	29.35	4.25	31.54	---	---	Peak	6 p	957.32	32.99	-13.01	46.00	28.68	30.78	4.50	30.97	---	---	Peak
Peak	Freq	Level	Over	Limit	ReadAntenna	Cable	Preamp	A/Pos	T/Pos	Remark																																																																																																																																																																																				
	MHz	dBuV/m	dB	dBuV/m	dBuV	dB/m	dB	dB	cm	deg																																																																																																																																																																																				
1	33.68	19.84	-20.16	40.00	28.37	22.98	0.55	32.06	---	---	Peak																																																																																																																																																																																			
2	183.26	16.57	-26.93	43.50	31.89	14.69	1.97	31.98	---	---	Peak																																																																																																																																																																																			
3	586.78	26.02	-19.98	46.00	29.06	25.69	3.53	32.26	---	---	Peak																																																																																																																																																																																			
4	725.49	28.89	-17.11	46.00	29.72	27.37	3.93	32.13	---	---	Peak																																																																																																																																																																																			
5	835.10	30.31	-15.69	46.00	29.37	28.39	4.20	31.65	---	---	Peak																																																																																																																																																																																			
6 p	951.50	32.85	-13.15	46.00	28.81	30.59	4.48	31.03	---	---	Peak																																																																																																																																																																																			
Peak	Freq	Level	Over	Limit	ReadAntenna	Cable	Preamp	A/Pos	T/Pos	Remark																																																																																																																																																																																				
	MHz	dBuV/m	dB	dBuV/m	dBuV	dB/m	dB	dB	cm	deg																																																																																																																																																																																				
1	32.91	20.91	-19.09	40.00	28.95	23.50	0.54	32.08	---	---	Peak																																																																																																																																																																																			
2	96.93	18.29	-25.21	43.50	33.40	15.52	1.42	32.05	---	---	Peak																																																																																																																																																																																			
3	183.26	20.81	-22.69	43.50	36.13	14.69	1.97	31.98	---	---	Peak																																																																																																																																																																																			
4	753.62	28.96	-17.04	46.00	28.95	28.09	4.00	32.08	---	---	Peak																																																																																																																																																																																			
5	855.47	31.00	-15.00	46.00	28.94	29.35	4.25	31.54	---	---	Peak																																																																																																																																																																																			
6 p	957.32	32.99	-13.01	46.00	28.68	30.78	4.50	30.97	---	---	Peak																																																																																																																																																																																			

Appendix D. Duty Cycle Plots

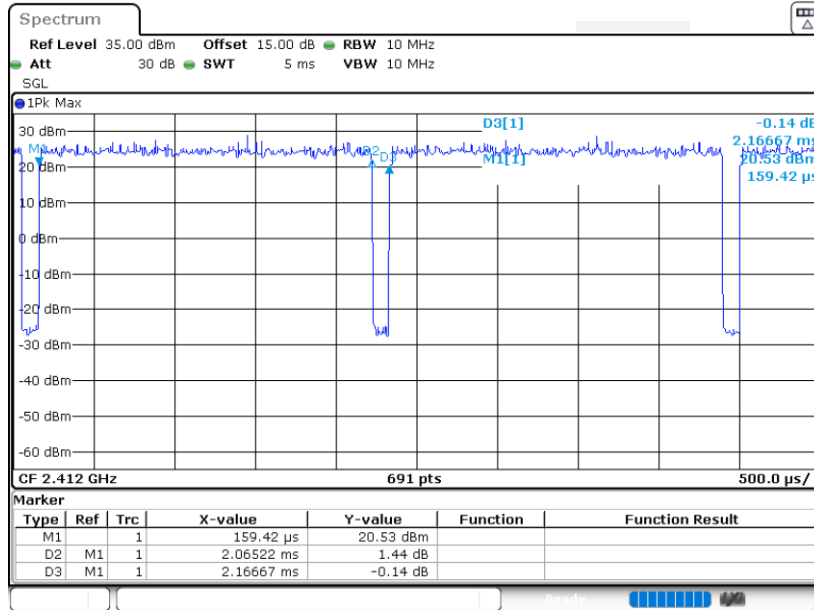
Antenna	Band	Duty Cycle(%)	T(ms)	1/T(kHz)	VBW Setting
0+1+2	802.11b	95.02	12.435	0.080	0.1kHz
0+1+2	802.11g	95.32	2.065	0.484	0.51kHz
0+1+2	802.11ax HE20	98.09	-	-	10Hz
0+1+2	802.11ax HE40	96.09	0.784	1.275	1.3kHz

802.11b

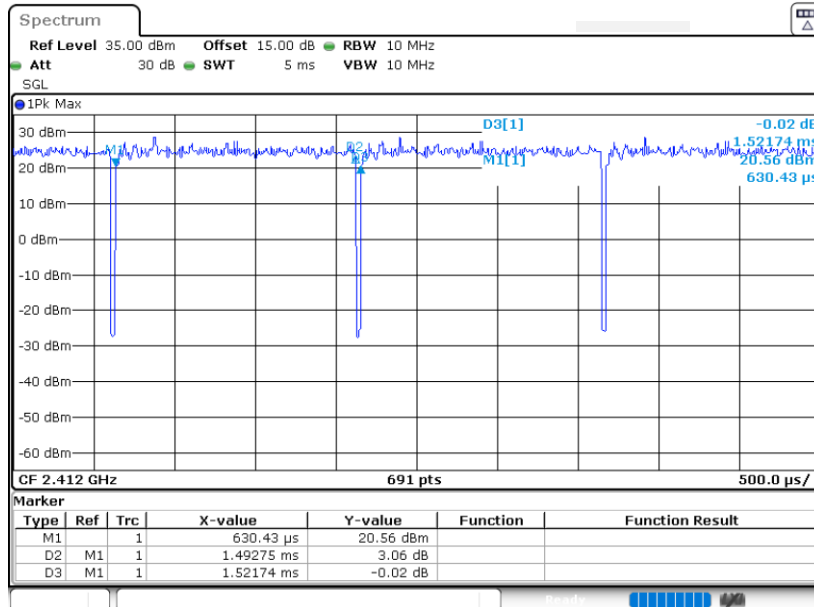




802.11g



802.11ax HE20





802.11ax HE40

