

FCC and ISED Test Report

Apple Inc
Model: A2843

In accordance with FCC 47 CFR Part 15C, ISED
RSS-247 and ISED RSS-GEN
(2.4 GHz Bluetooth, 2.4 GHz WLAN and 5 GHz
WLAN)

Prepared for: Apple Inc
One Apple Park Way, Cupertino
California, 95014, USA



Add value.
Inspire trust.

FCC ID: BCGA2843

IC: 579C-A2843

COMMERCIAL-IN-CONFIDENCE

Document 75954422-30 Issue 01

SIGNATURE

A. Lawson

NAME	JOB TITLE	RESPONSIBLE FOR	ISSUE DATE
Andrew Lawson	Chief Engineer (EMC)	Authorised Signatory	28 September 2022

Signatures in this approval box have checked this document in line with the requirements of TÜV SÜD document control rules.

ENGINEERING STATEMENT

The measurements shown in this report were made in accordance with the procedures described on test pages. All reported testing was carried out on a sample equipment to demonstrate limited compliance with FCC 47 CFR Part 15C, ISED RSS-247 and ISED RSS-GEN. The sample tested was found to comply with the requirements defined in the applied rules.

RESPONSIBLE FOR	NAME	DATE	SIGNATURE
Report Generation	Hollie Marshall	28 September 2022	<i>Hollie Marshall</i>

FCC Accreditation
90987 Octagon House, Fareham Test Laboratory

ISED Accreditation
12669A Octagon House, Fareham Test Laboratory

EXECUTIVE SUMMARY

A sample of this product was tested and found to be compliant with FCC 47 CFR Part 15C: 2020, ISED RSS-247: Issue 2 (02-2017) and ISED RSS-GEN: Issue 5 (04-2018) + A2 (02-2021) for the tests detailed in section 1.3.



DISCLAIMER AND COPYRIGHT

This non-binding report has been prepared by TÜV SÜD with all reasonable skill and care. The document is confidential to the potential Client and TÜV SÜD. No part of this document may be reproduced without the prior written approval of TÜV SÜD. © 2022 TÜV SÜD. This report relates only to the actual item/items tested.

ACCREDITATION

Our UKAS Accreditation does not cover opinions and interpretations and any expressed are outside the scope of our UKAS Accreditation. Results of tests not covered by our UKAS Accreditation Schedule are marked NUA (Not UKAS Accredited).

TÜV SÜD
is a trading name of TÜV SÜD Ltd
Registered in Scotland at East Kilbride,
Glasgow G75 0QF, United Kingdom
Registered number: SC215164

TÜV SÜD Ltd is a
TÜV SÜD Group Company

Phone: +44 (0) 1489 558100
Fax: +44 (0) 1489 558101
www.tuvsud.com/en

TÜV SÜD
Octagon House
Concorde Way
Fareham
Hampshire PO15 5RL
United Kingdom



Contents

1 **Report Summary2**

1.1 Report Modification Record.....2

1.2 Introduction.....2

1.3 Brief Summary of Results3

1.4 Product Information4

1.5 Deviations from the Standard.....4

1.6 EUT Modification Record4

1.7 Test Location4

2 **Test Details5**

2.1 AC Power Line Conducted Emissions5

3 **Measurement Uncertainty 14**



1 Report Summary

1.1 Report Modification Record

Alterations and additions to this report will be issued to the holders of each copy in the form of a complete document.

Issue	Description of Change	Date of Issue
1	First Issue	28 September 2022

Table 1

1.2 Introduction

Applicant	Apple Inc
Manufacturer	Apple Inc
Model Number(s)	A2843
Serial Number(s)	V09QYNPXN6 and F5H9CJGQRX
Hardware Version(s)	REV 1.0
Software Version(s)	20J42560n
Number of Samples Tested	2
Test Specification/Issue/Date	FCC 47 CFR Part 15C: 2020 ISED RSS-247: Issue 2 (02-2017) ISED RSS-GEN: Issue 5 (04-2018) + A2 (02-2021)
Order Number	540246998
Date of Receipt of EUT	01-July-2022
Start of Test	15-September-2022
Finish of Test	15-September-2022
Name of Engineer(s)	Connor Lee and James Cumming
Related Document(s)	ANSI C63.10 (2020) ANSI C63.10 (2013)



1.3 Brief Summary of Results

A brief summary of the tests carried out in accordance with FCC 47 CFR Part 15C, ISED RSS-247 and ISED RSS-GEN is shown below.

Section	Specification Clause			Test Description	Result	Comments/Base Standard
	FCC Part 15C	RSS-247	RSS-GEN			
Configuration and Mode: 2.4 GHz WLAN						
2.1	15.207	3.1	8.8	AC Power Line Conducted Emissions	Pass	ANSI C63.10 (2020) / ANSI C63.10 (2013)
Configuration and Mode: 2.4 GHz Bluetooth						
2.1	15.207	3.1	8.8	AC Power Line Conducted Emissions	Pass	ANSI C63.10 (2020) / ANSI C63.10 (2013)
Configuration and Mode: 5 GHz WLAN						
2.1	15.207	3.1	8.8	AC Power Line Conducted Emissions	Pass	ANSI C63.10 (2020) / ANSI C63.10 (2013)

Table 2



1.4 Product Information

1.4.1 Technical Description

The equipment under test (EUT) was an Apple TV Set Top Box with Bluetooth®, Thread and IEEE 802.11 a/b/g/n/ac/ax Wi-Fi capabilities in the 2.4GHz and 5GHz bands.

1.5 Deviations from the Standard

No deviations from the applicable test standard were made during testing.

1.6 EUT Modification Record

The table below details modifications made to the EUT during the test programme.

The modifications incorporated during each test are recorded on the appropriate test pages.

Modification State	Description of Modification still fitted to EUT	Modification Fitted By	Date Modification Fitted
Model: A2843, Serial Number: F5H9CJGQRX			
0	As supplied by the customer	Not Applicable	Not Applicable
Model: A2843, Serial Number: V09QYNPXN6			
0	As supplied by the customer	Not Applicable	Not Applicable

Table 3

1.7 Test Location

TÜV SÜD conducted the following tests at our Fareham Test Laboratory.

Test Name	Name of Engineer(s)	Accreditation
Configuration and Mode: 2.4 GHz WLAN		
AC Power Line Conducted Emissions	James Cumming	UKAS
Configuration and Mode: 2.4 GHz Bluetooth		
AC Power Line Conducted Emissions	Connor Lee	UKAS
Configuration and Mode: 5 GHz WLAN		
AC Power Line Conducted Emissions	Connor Lee	UKAS

Table 4

Office Address:

TÜV SÜD
Octagon House
Concorde Way
Fareham
Hampshire
PO15 5RL
United Kingdom



2 Test Details

2.1 AC Power Line Conducted Emissions

2.1.1 Specification Reference

FCC 47 CFR Part 15C, Clause 15.207
ISED RSS-247, Clause 3.1
ISED RSS-GEN, Clause 8.8

2.1.2 Equipment Under Test and Modification State

A2843, S/N: V09QYNPXN6 - Modification State 0
A2843, S/N: F5H9CJGQRX - Modification State 0

2.1.3 Date of Test

15-September-2022

2.1.4 Test Method

The test was performed in accordance with ANSI C63.10, clause 6.2.

The EUT was placed on a non-conductive table 0.8 m above a reference ground plane and 0.4 m away from a vertical coupling plane

All power was connected to the EUT through an Artificial Mains Network (AMN).

Conducted disturbance voltage measurements on mains lines were made at the output of the AMN.

2.1.5 Example Calculation

Quasi-Peak level (dB μ V) = Receiver level (dB μ V) + Correction Factor (dB)
Margin (dB) = Quasi-Peak level (dB μ V) - Limit (dB μ V)

CISPR Average level (dB μ V) = Receiver level (dB μ V) + Correction Factor (dB)
Margin (dB) = CISPR Average level (dB μ V) - Limit (dB μ V)

2.1.6 Test Setup Diagram

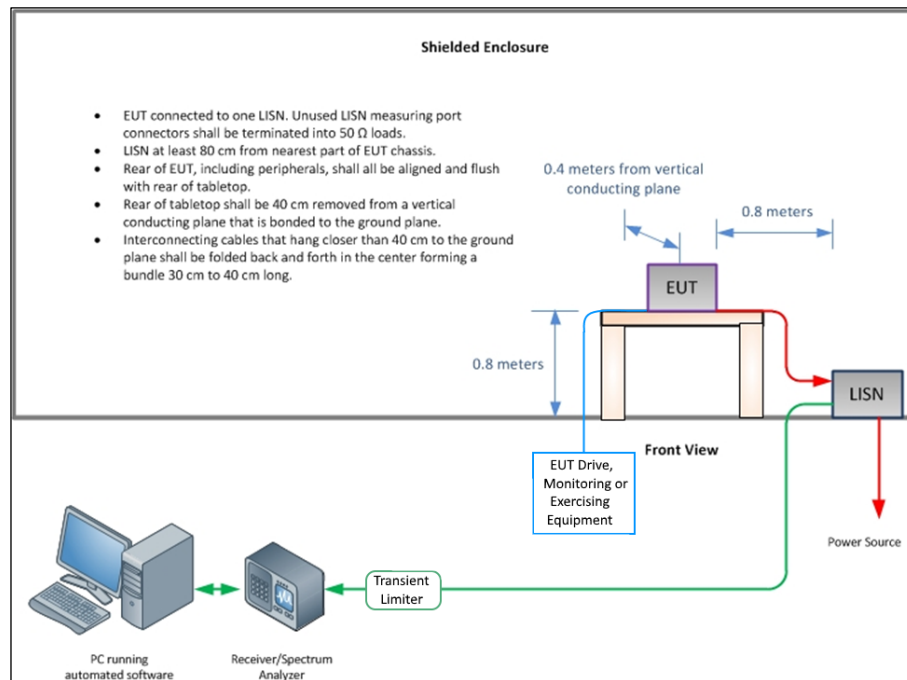


Figure 1 - Conducted Emissions

2.1.7 Environmental Conditions

Ambient Temperature	20.7 - 20.8 °C
Relative Humidity	55.2 - 55.3 %



2.1.8 Test Results

2.4 GHz WLAN

Applied supply voltage: 115 V AC

Applied supply frequency: 60 Hz

Frequency (MHz)	Level (dBUV)	Limit (dBUV)	Margin (dB)	Detector
12.198	40.4	60.0	-19.6	Q-Peak
12.198	39.9	50.0	-10.1	CISPR Avg

Table 5 - Live Line Emissions Results

No other final measurements were made as all other peak emissions seen above the measurement system noise floor during the pre-scan were greater than 6 dB below the CISPR average test limit.

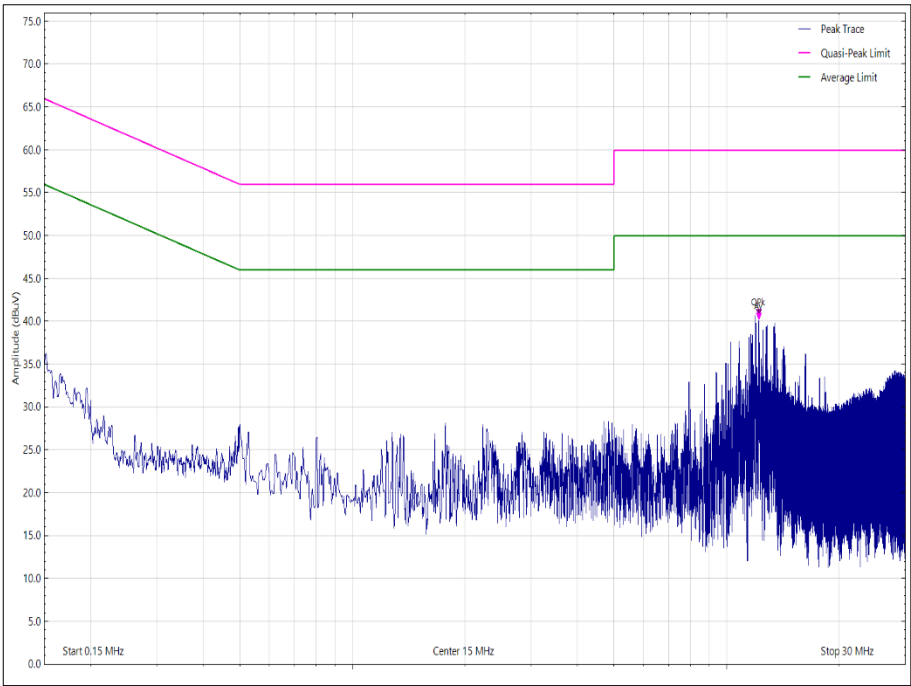


Figure 2 - Live Line - 150 kHz to 30 MHz



Frequency (MHz)	Level (dBUV)	Limit (dBUV)	Margin (dB)	Detector
12.199	41.1	60.0	-18.9	Q-Peak
12.199	40.7	50.0	-9.4	CISPR Avg

Table 6 - Neutral Line Emissions Results

No other final measurements were made as all other peak emissions seen above the measurement system noise floor during the pre-scan were greater than 6 dB below the CISPR average test limit.

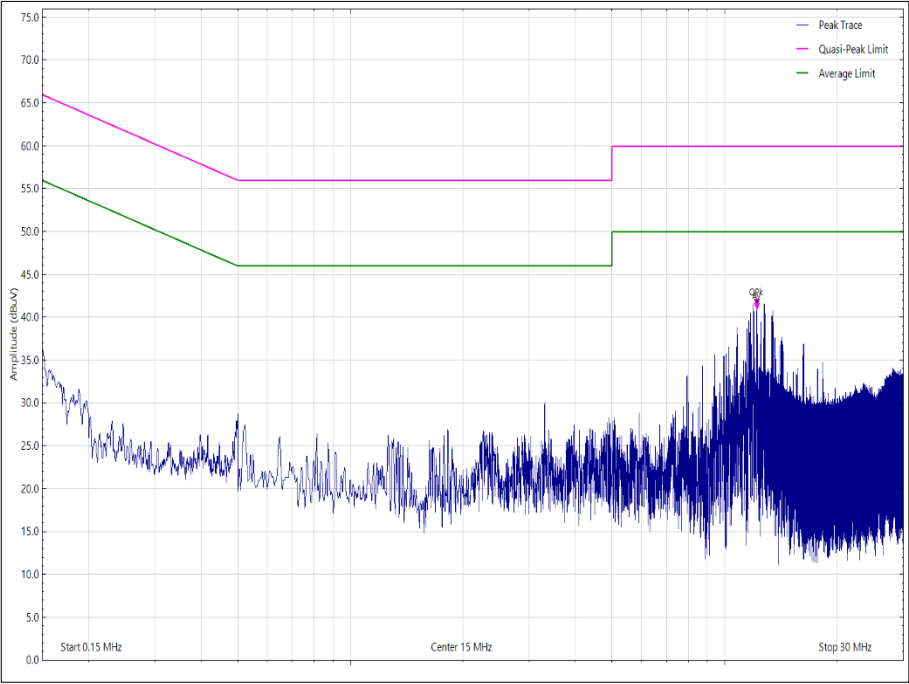


Figure 3 - Neutral Line - 150 kHz to 30 MHz



2.4 GHz Bluetooth

Applied supply voltage: 115 V AC

Applied supply frequency: 60 Hz

Frequency (MHz)	Level (dBuV)	Limit (dBuV)	Margin (dB)	Detector
*				

Table 7 - Live Line Emissions Results

*No final measurements were made as all peak emissions seen above the measurement system noise floor during the pre-scan were greater than 6 dB below the CISPR average test limit.

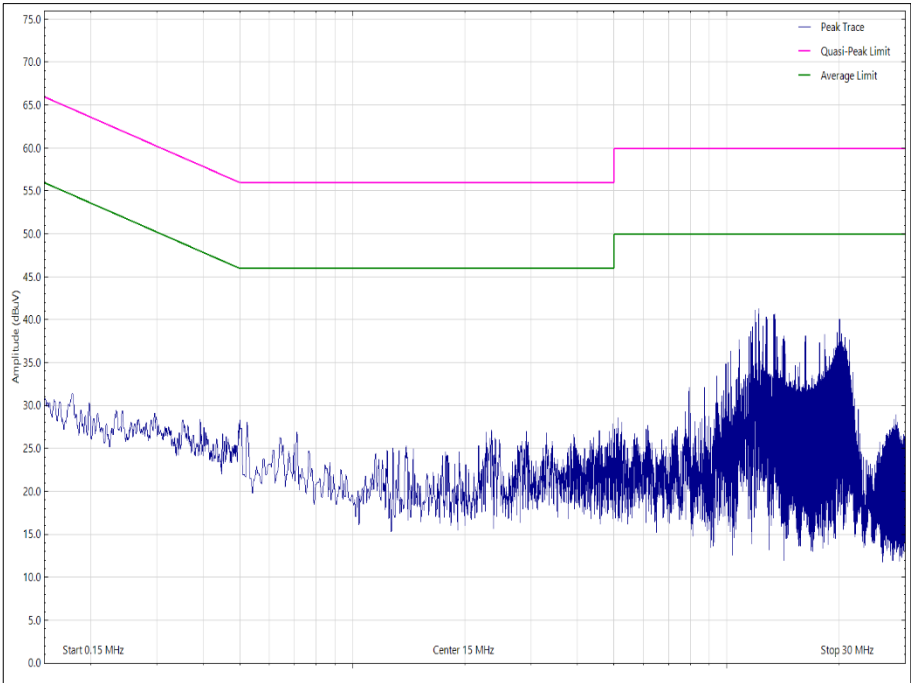


Figure 4 - Live Line - 150 kHz to 30 MHz

Frequency (MHz)	Level (dBuV)	Limit (dBuV)	Margin (dB)	Detector
12.199	41.1	60.0	-18.9	Q-Peak
12.199	40.1	50.0	-9.9	CISPR Avg

Table 8 - Neutral Line Emissions Results

No other final measurements were made as all other peak emissions seen above the measurement system noise floor during the pre-scan were greater than 6 dB below the CISPR average test limit.

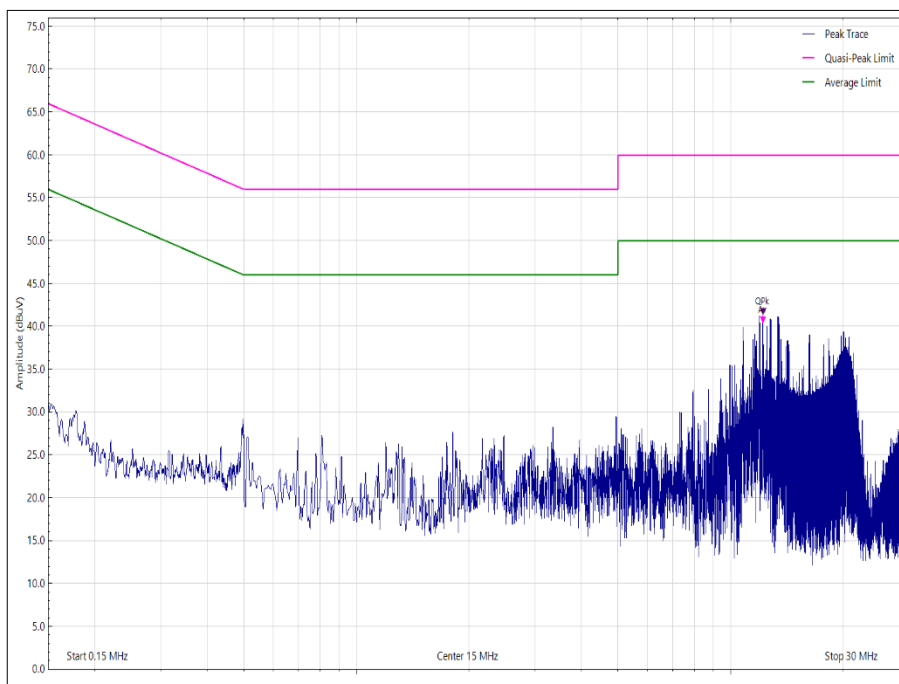


Figure 5 - Neutral Line - 150 kHz to 30 MHz



5 GHz WLAN

Applied supply voltage: 115 V

Applied supply frequency: 60 Hz

Frequency (MHz)	Level (dBuV)	Limit (dBuV)	Margin (dB)	Detector
*				

Table 9 - Live Line Emissions Results

*No final measurements were made as all peak emissions seen above the measurement system noise floor during the pre-scan were greater than 6 dB below the CISPR average test limit.

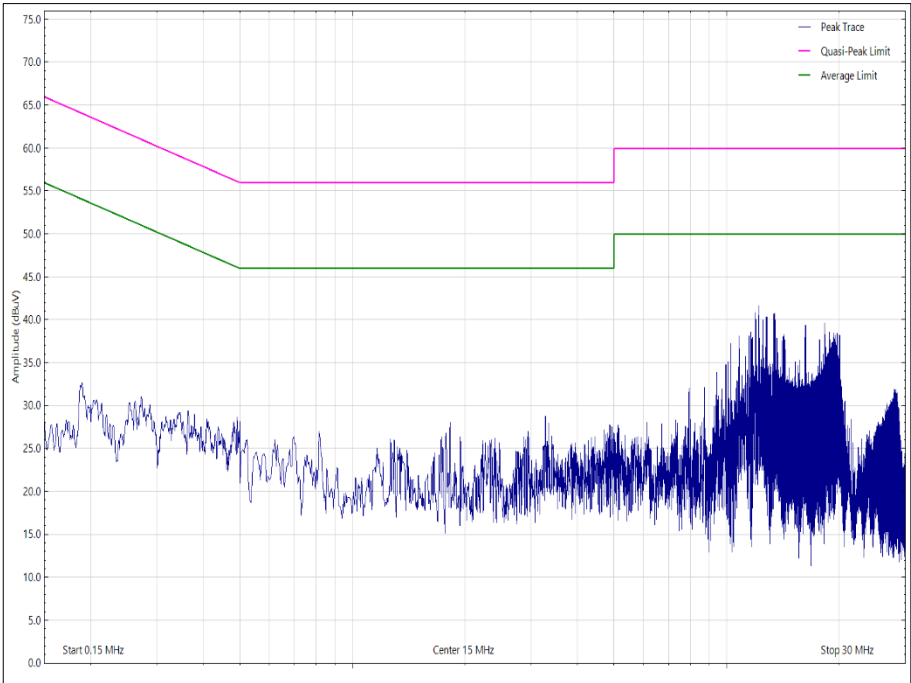


Figure 6 - Live Line - 150 kHz to 30 MHz

Frequency (MHz)	Level (dBuV)	Limit (dBuV)	Margin (dB)	Detector
*				

Table 10 - Neutral Line Emissions Results

*No final measurements were made as all peak emissions seen above the measurement system noise floor during the pre-scan were greater than 6 dB below the CISPR average test limit.

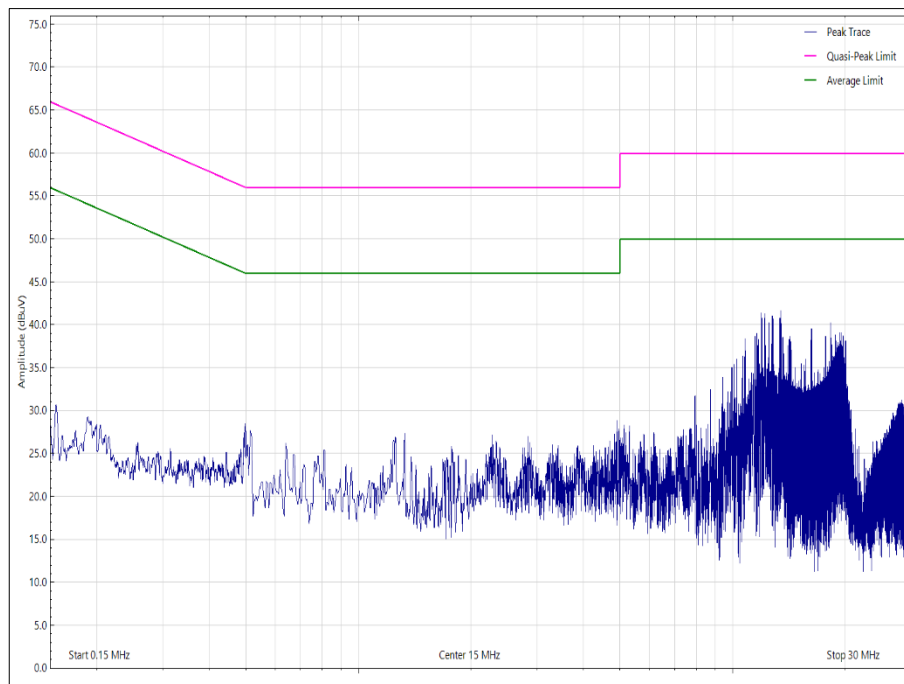


Figure 7 - Neutral Line - 150 kHz to 30 MHz

FCC 47 CFR Part 15, Limit Clause 15.207 and ISSED RSS-GEN, Limit Clause 8.8

Frequency of Emission (MHz)	Conducted Limit (dBuV)	
	Quasi-Peak	CISPR Average
0.15 to 0.5	66 to 56**	56 to 46*
0.5 to 5	56	46
5 to 30	60	50

Table 11

** Decreases with the logarithm of the frequency.



2.1.9 Test Location and Test Equipment Used

This test was carried out in EMC Chamber 12.

Instrument	Manufacturer	Type No	TE No	Calibration Period (months)	Calibration Expires
Screened Room (12)	MVG	EMC-3	5621	36	11-Aug-2023
Emissions Software	TUV SUD	EmX V3.1.4	5125	-	Software
Test Receiver	Rohde & Schwarz	ESU40	3506	12	25-Mar-2023
Transient Limiter	Hewlett Packard	11947A	2377	12	28-Feb-2023
Termination (50ohm)	Meca	405-1	3517	12	16-Dec-2022
Cable (SMA to SMA, 2 m)	Rhophase	3PS-1801A-2000-3PS	4113	12	27-Jan-2023
Cable (N-Type to N-Type, 8 m)	Teledyne	PR90-088-8MTR	5450	6	06-Oct-2022
LISN (CISPR 16, Single Phase)	Rohde & Schwarz	ESH3-Z5	1390	12	31-Jan-2023

Table 12



3 Measurement Uncertainty

For a 95% confidence level, the measurement uncertainties for defined systems are:

Test Name	Measurement Uncertainty
AC Power Line Conducted Emissions	150 kHz to 30 MHz, LISN, ± 3.7 dB

Table 13

Measurement Uncertainty Decision Rule – Accuracy Method

Determination of conformity with the specification limits is based on the decision rule according to IEC Guide 115:2007, Clause 4.4.3 and 4.5.1. (Procedure 2). The measurement results are directly compared with the test limit to determine conformance with the requirements of the standard.

Risk: The uncertainty of measurement about the measured result is negligible with regard to the final pass/fail decision. The measurement result can be directly compared with the test limit to determine conformance with the requirement (compare IEC Guide 115). The level of risk to falsely accept and falsely reject items is further described in ILAC-G8.