



Clemas & Co Ltd

Industrial Cleaning Equipment
Sales - Hire - Service

TENNANT 8300 SWEEPER/SCRUBBER PARTS MANUAL



Clemas & Co. Unit 5 Ashchurch Business Centre, Alexandra Way, Tewkesbury,
Gloucestershire, GL20 8NB.

Tel: 01684 850777

Fax: 01684 850707

Email: info@clemas.co.uk

Web: www.clemas.co.uk



Ref	Part No.	Serial Number	Description	Qty.
1	82681	(000000-)	Bracket Wldt, Lpg Mount	1
▽ 2	63810	(000000-)	Latch Assy, Lpg Tank Mtg, W/Nut	4
▲ 3	51839	(000000-)	Nut Adjustable, Lpg Tank Mtg	2
4	49263	(000000-)	Tie, Cable	3
D 5	82556	(000000-001039)	Bracket, Vaporizer	1
6	54930	(000000-)	Vaporizer, LPG	1

HOW TO ORDER PARTS - See diagram above

Only use TENNANT Company supplied or equivalent parts. Parts and supplies may be ordered online, by phone, by fax or by mail.

Follow the steps below to ensure prompt delivery.

1. **(A)** Identify the machine model.
2. **(B)** Identify the machine serial number from the data plate.
3. **(C)** Ensure the proper serial number is used from the parts list.
4. Identify the part number and quantity. Do not order by page or reference numbers.
5. Provide your name, company name, customer ID number, billing and shipping address, phone number and purchase order number.
6. Provide detail shipping instructions.

EN

- (D)** ▽ - identifies an assembly
 ▲ - identifies parts included in assembly

Please fill out at time of installation for future reference.

Model No. - _____

Serial No. - _____

Machine Options - _____

Sales Rep. - _____

Sales Rep. phone no. - _____

Customer ID Number - _____

Installation Date - _____

Tennant N.V.
 Industrielaan 6 5405 AB
 P.O. Box 6 5400 AA Uden-The Netherlands
 europe@tennantco.com
 www.tennantco.com

Specifications and parts are subject to change without notice.

Original Instructions, copyright © 2007 - 2011 TENNANT Company, Printed in The Netherlands

BG	<p>КАК ДА ПОРЪЧВАМЕ ЧАСТИ - Вижте схемата по-горе</p> <p>Използвайте само части, доставени от TENNANT или техни еквиваленти. Частите и доставките могат да се поръчат онлайн, по телефон, факс или по пощата.</p> <p>Следвайте долупосочените стъпки, за да си осигурите бърза и точна доставка.</p> <ol style="list-style-type: none"> 1. (A) Посочете модела на машината. 2. (B) Посочете серийния номер на машината от табелката с техническите данни. 3. (C) Уверете се, че сте използвали точния серийн номер от списъка с части. 4. Посочва номера на частта и количеството. Не поръчвайте части според страницата или референтните номера. 5. Посочете своето име, наименованието на фирмата, клиентския номер, адреса за получаване на сметката и доставката, тел.номер и номера на поръчката. 6. Посочете подробни инструкции за доставката. <hr/> <p>(D) ▽ - посочва начин на монтаж ▲ - посочва частите, включени в монтажа</p>	<p>Моля, попълнете по време на монтажа за бъдеща справка.</p> <p>Модел Э - _____</p> <p>Серийн Э - _____</p> <p>Опции на машината - _____</p> <p>Търговски представител - _____</p> <p>Тел. Э на търг. представител - _____</p> <p>Клиентски Э - _____</p> <p>Дата на монтаж - _____</p>
-----------	---	---

CN	<p>如何订购部件 - 参见下表</p> <p>仅使用 TENNANT 公司提供的或同等部件。部件和供应可以在线订购，通过电话、传真或邮件订购。</p> <p>请遵循下面的步骤确保及时交付。</p> <ol style="list-style-type: none"> 1. (A) 确定机器型号。 2. (B) 从数据标签确定机器序列号。 3. (C) 确保使用部件列表中的正确序列号。 4. 确定部件号和数量。 不要按页面或参考编号订购。 5. 提供您的姓名、公司名称、客户 ID 号、付帐和送货地址、电话号码和采购单编号。 6. 提供详细的送货说明。 <hr/> <p>(D) ▽ - 确定组件 ▲ - 确定组件中包含的组件</p>	<p>请在安装时填写供未来参考。</p> <p>型号 - _____</p> <p>序列号 - _____</p> <p>机器选项 - _____</p> <p>销售代表 - _____</p> <p>销售代表电话号码 - _____</p> <p>客户 ID 编号 - _____</p> <p>安装日期 - _____</p>
-----------	--	--

CZ	<p>OBJEDNÁVÁNÍ DÍLŮ - Viz schéma výše.</p> <p>Používejte pouze díly dodané společností TENNANT Company nebo jim odpovídající. Díly a materiál lze objednat online, telefonem, faxem nebo poštou.</p> <p>Aby bylo zajištěno rychlé dodání, postupujte podle kroků uvedených níže.</p> <ol style="list-style-type: none"> 1. (A) Zjistěte model stroje. 2. (B) Zjistěte sériové číslo stroje z výrobního štítku. 3. (C) Použijte správné sériové číslo ze seznamu dílů. 4. Určete číslo a množství dílů. Neobjednávejte podle stran nebo referenčních čísel. 5. Uveďte jméno, název společnosti, číslo ID zákazníka, fakturační a dodací adresu, telefonní číslo a číslo objednávky. 6. Uveďte podrobné pokyny pro dodání. <hr/> <p>(D) ▽ - označuje sestavu ▲ - označuje díly v sestavě</p>	<p>Vyplňte během sestavování pro budoucí potřebu.</p> <p>Číslo modelu - _____</p> <p>Sériové číslo - _____</p> <p>Doplňky zařízení - _____</p> <p>Obchodní zástupce - _____</p> <p>Tel. č. obchodního zástupce - _____</p> <p>Číslo ID zákazníka - _____</p> <p>Datum instalace - _____</p>
-----------	---	--

DE	<p>BESTELLEN VON ERSATZTEILEN - Siehe oben stehendes Diagramm.</p> <p>Verwenden Sie nur von TENNANT gelieferte oder gleichwertige Ersatzteile. Ersatz- und Verschleißteile können online, telefonisch, per Fax oder per E-Mail bestellt werden.</p> <p>Befolgen Sie für eine umgehende Lieferung die folgenden Schritte.</p> <ol style="list-style-type: none"> 1. (A) Geben Sie das Modell der Maschine an. 2. (B) Geben Sie die Seriennummer der Maschine an (auf dem Datenaufkleber). 3. (C) Achten Sie darauf, dass die richtigen Seriennummer aus der Ersatzteilliste verwendet wird. 4. Geben Sie die Ersatzteilnummer und die Menge an. Bestellen Sie nicht nach Seitenzahl oder Referenznummern. 5. Geben Sie Ihren Namen, den Firmennamen, die Kundennummer, die Rechnungs- und Lieferadresse, die Telefonnummer und die Einkaufsauftragsnummer an. 6. Erteilen Sie genaue Versandanweisungen. <hr/> <p>(D) ▽ - steht für eine Einheit ▲ - steht für Einzelteile einer Einheit</p>	<p>Bitte bei der Inbetriebnahme als Referenzangabe ausfüllen.</p> <p>Modellnr. - _____</p> <p>Seriennr. - _____</p> <p>Maschinenoptionen - _____</p> <p>Verkäufer - _____</p> <p>Telefonnummer des Verkäufers - _____</p> <p>Kundennummer - _____</p> <p>Installationsdatum - _____</p>
-----------	--	--

DK	<p>BESTILLING AF RESERVEDELE - Se ovenstående tabel.</p> <p>Brug kun reservedele, der er fremstillet af TENNANT, eller dele af tilsvarende kvalitet. Reservedele og tilbehør kan bestilles online, pr. telefon, pr. fax eller pr. brev.</p> <p>Følg nedenstående trin for at sikre hurtig levering.</p> <ol style="list-style-type: none"> 1. (A) Identificér maskinmodellen. 2. (B) Identificér maskinens serienummer på datamærkatet. 3. (C) Kontrollér, at det rigtige serienummer bruges i reservedelslisten. 4. Identificér reservedelsnummeret og antallet. Bestil ikke efter side- eller referencenumre. 5. Angiv dit navn, firmanavn, kunde-id-nummer, faktureringsadresse og leveringsadresse, telefonnummer og indkøbsordrenummer. 6. Angiv detaljerede instruktioner til forsendelse. 	<p>Udfyld venligst på installationstidspunktet til fremtidig brug.</p> <p>Modelnr. - _____</p> <p>Serienr. - _____</p> <p>Maskineks-traudstyr - _____</p> <p>Salgskonsulent. - _____</p> <p>Salgskonsulentens tif. - _____</p> <p>Kunde-id-nr. - _____</p> <p>Installationsdato - _____</p>
	<p>(D) ▽ - identificer en enhed ▲ - identificer reservedele i en enhed</p>	

EE	<p>KUIDAS VARUOSI TELLIDA – vaadake alltoodud joonist</p> <p>Kasutage ainult TENNANT Company poolt tarnitud või samaväärseid varuosi. Varuosi ja tarvikuid saab tellida Interneti, telefoni, faksi või posti teel.</p> <p>Kiire kohaletoimetamise tagamiseks järgige alltoodud juhiseid.</p> <ol style="list-style-type: none"> 1. (A) Märkige masina mudel. 2. (B) Märkige andmesildil olev masina seerianumber. 3. (C) Veenduge, et olete valinud varuosade loendist õige seerianumbri. 4. Märkige varuosa number ja kogus. Ärge tellige lehekülje- või viitenumbri alusel. 5. Märkige oma nimi, ettevõtte nimi, kliendinumbr, arveldus- ja saatmisadress, telefoninumber ja ostutellimuse number. 6. Lisage täpsed saatmisjuhised. 	<p>Palun täitke paigaldamise ajal edaspidiseks viitamiseks.</p> <p>Mudeli number - _____</p> <p>Seerianumber - _____</p> <p>Masina lisavarustus - _____</p> <p>Müügiesindus - _____</p> <p>Müügiesinduse telefoninumber - _____</p> <p>Kliendinumber - _____</p> <p>Paigaldamise kuupäev - _____</p>
	<p>(D) ▽ – tähistab komplekti ▲ – tähistab komplektis olevaid osi</p>	

ES	<p>CÓMO SOLICITAR PIEZAS - Consulte el diagrama anterior.</p> <p>Utilice sólo las piezas suministradas por TENNANT Company o piezas equivalentes. Puede solicitar las piezas a través de internet, por teléfono, por fax o por correo.</p> <p>Siga los siguientes pasos para que la entrega sea rápida.</p> <ol style="list-style-type: none"> 1. (A) Indique el modelo de máquina. 2. (B) Indique el número de serie de la etiqueta de datos. 3. (C) Asegúrese de que indica el número de serie correcto de la lista de piezas. 4. Indique la cantidad y el número de la pieza. No realice el pedido indicando el número de página o el de referencia. 5. Incluya su nombre, el nombre de la empresa, el ID de cliente, las direcciones de envío y facturación, el número de teléfono y el número del pedido de compra. 6. Facilite instrucciones de envío. 	<p>Rellene estos datos cuando realice la instalación para utilizarlos como referencia en el futuro.</p> <p>Nº modelo - _____</p> <p>Nº serie - _____</p> <p>Opciones de la máquina - _____</p> <p>Vendedor - _____</p> <p>Nº teléfono vendedor - _____</p> <p>Nº cliente - _____</p> <p>Fecha de instalación - _____</p>
	<p>(D) ▽ - identifica un conjunto ▲ - identifica piezas de un conjunto</p>	

FI	<p>KUINKA VARAOSIA TILATAAN - katso kuvaa yllä.</p> <p>Käytä ainoastaan TENNANTIN toimittamia tai niitä vastaavia varaosia. Voit tilata varaosia ja tarvikkeita internetistä, puhelimitse, faksilla tai sähköpostilla.</p> <p>Noudata seuraavia ohjeita täsmällisen toimituksen varmistamiseksi.</p> <ol style="list-style-type: none"> 1. (A) Katso koneen malli. 2. (B) Katso koneen sarjanumero sen tunnustarrasta. 3. (C) Varmista, että osaluettelosta, että käytät oikeaa sarjanumeroa. 4. Katso osanumero ja kappalemäärä. Älä tilaa ilmoittamalla sivu- tai viitenumeroita. 5. Ilmoita nimesi, yrityksesi nimi, asiakasnumero, laskutus- ja toimitusosoite, puhelinnumero ja ostotilauksen numero. 6. Ilmoita yksityiskohtaiset toimitusosoitteet. 	<p>Ole hyvä ja täytä ottaessasi koneen käyttöön myöhempiä tarpeita varten.</p> <p>Mallinnumero - _____</p> <p>Sarjanumero - _____</p> <p>Koneen lisävarusteet - _____</p> <p>Myyntiedustaja - _____</p> <p>Myyntiedustajan puhelinnumero - _____</p> <p>Asiakasnumero - _____</p> <p>Asennuspäivä - _____</p>
	<p>(D) ▽ - tarkoittaa kokoonpanoa ▲ - tarkoittaa kokoonpanoon sisältyviä osia</p>	

FR	<p>COMMENT COMMANDER DES PIÈCES DÉTACHÉES - Voir le schéma ci-dessus.</p> <p>Utilisez uniquement des pièces fournies par la société TENNANT ou équivalentes. Les pièces et fournitures peuvent être commandées en ligne, par téléphone, fax, ou par courrier.</p> <p>Suivez les étapes ci-dessous pour assurer une livraison rapide.</p> <ol style="list-style-type: none"> 1. (A) Identifiez le modèle de la machine. 2. (B) Identifiez le numéro de série de la machine, à partir de l'étiquette signalétique. 3. (C) Assurez-vous que le numéro de série correct est utilisé à partir de la liste de pièces détachées. 4. Identifiez le numéro de pièce et la quantité. Ne commandez pas par page ou numéros de référence. 5. Fournissez votre nom, le nom de votre société, votre numéro d'identification de client, l'adresse de facturation et d'expédition, le numéro de téléphone et le numéro du bon de commande. 6. Fournissez des instructions d'expédition détaillées. <hr/> <p>(D) ▽ - identifie un assemblage ▲ - identifie les pièces composant l'assemblage</p>	<p>A remplir au moment de l'installation à titre de référence.</p> <p>N° du modèle - _____</p> <p>N° de série - _____</p> <p>Options de la machine - _____</p> <p>Agent commercial - _____</p> <p>N° tél. de l'agent commercial - _____</p> <p>Numéro d'identification client - _____</p> <p>Date d'installation - _____</p>
-----------	--	---

GR	<p>ΤΡΟΠΟΣ ΠΑΡΑΓΓΕΛΙΑΣ ΑΝΤΑΛΛΑΚΤΙΚΩΝ - Βλ. παραπάνω διάγραμμα.</p> <p>Χρησιμοποιήστε μόνο ανταλλακτικά παρεχόμενα από την TENNANT Company ή ισοδύναμα. Τα ανταλλακτικά και αναλώσιμα μπορούν να παραγγελθούν online, τηλεφωνικά, με φαξ ή ταχυδρομικά.</p> <p>Ακολουθήστε τα παρακάτω βήματα για να εξασφαλίσετε την έγκαιρη αποστολή τους.</p> <ol style="list-style-type: none"> 1. (A) Βρείτε το μοντέλο μηχανήματος. 2. (B) Βρείτε τον αριθμό σειράς του μηχανήματος από την ετικέτα στοιχείων. 3. (C) Βεβαιωθείτε ότι χρησιμοποιείται ο σωστός αριθμός σειράς από τον κατάλογο ανταλλακτικών. 4. Βρείτε κωδικό ανταλλακτικού και ποσότητα. Μην παραγγέλνετε βάσει σελίδας ή αριθμών αναφοράς. 5. Δώστε το όνομα σας, όνομα εταιρείας, ID (κωδικό) πελάτη, διεύθυνση τιμολόγησης και αποστολής, αριθμό τηλεφώνου και αριθμό εντολής προμήθειας. 6. Δώστε λεπτομερείς πληροφορίες αποστολής. <hr/> <p>(D) ▽ - υποδηλώνει υποσύστημα ▲ - υποδηλώνει τα μέρη που περιλαμβάνονται στο υποσύστημα</p>	<p>Παρακαλούμε συμπληρώστε κατά την ώρα της εγκατάστασης για μελλοντική αναφορά.</p> <p>Αρ. Μοντέλου - _____</p> <p>Αρ. σειράς - _____</p> <p>Επιλογές Μηχανήματος - _____</p> <p>Εκπ. πωλήσεων - _____</p> <p>Τηλ. εκπροσώπου πωλήσεων - _____</p> <p>Αριθμός πελάτη - _____</p> <p>Ημερομηνία εγκατάστασης - _____</p>
-----------	--	---

HU	<p>HOGYAN RENDELJÜNK ALKATRÉSZEKET - Lásd: fenti diagramm.</p> <p>Kizárólag TENNANT vagy azzal egyenértékű cserealkatrészeket használjon. Az alkatrészeket és anyagokat meg lehet rendelni az Interneten keresztül, vagy telefonon, faxon és e-mailben.</p> <p>A pontos szállítás érdekében kövesse az alábbi lépéseket.</p> <ol style="list-style-type: none"> 1. (A) Adja meg a gép típusát. 2. (B) Az adatcíme alapján adja meg a gép gyártási számát. 3. (C) Ügyeljen arra, hogy a megfelelő gyártási számot válassza ki az alkatrészlistáról. 4. Adja meg a rendelési számot és a mennyiséget. A rendeléshez ne az oldalszámot vagy a hivatkozási számot használja. 5. Adja meg a nevét, a cége nevét, az ügyfélaazonosító számát, a számlázási és szállítási címét, a telefonszámát és a rendelési számot. 6. Adjon részletes szállítási utasításokat. <hr/> <p>(D) ▽ - a jel csomagra utal ▲ - a jel a csomagban található alkatrészekre utal</p>	<p>A későbbi visszakeresések érdekében kérjük, hogy a rovatokat az első üzembehelyezéskor töltsse ki.</p> <p>Típuszám - _____</p> <p>Gyártási szám. - _____</p> <p>A gép felszereltsége - _____</p> <p>Kereskedelmi képviselő - _____</p> <p>Kereskedelmi képviselő telefonszáma - _____</p> <p>Ügyfél azonosító száma - _____</p> <p>Üzembehelyezés dátuma - _____</p>
-----------	---	--

IT	<p>COME ORDINARE LE PARTI - Vedere schema precedente.</p> <p>Utilizzare solo ricambi forniti da TENNANT o equivalenti. Ricambi e forniture possono essere ordinati online, per telefono, via fax o per posta elettronica.</p> <p>Per ottenere una consegna rapida, seguire i passaggi indicati di seguito.</p> <ol style="list-style-type: none"> 1. (A) Identificare il modello della macchina. 2. (B) Identificare il numero di serie della macchina dall'etichetta dei dati. 3. (C) Utilizzare il numero di serie corretto presente nell'elenco delle parti di ricambio. 4. Identificare numero di parte e quantità. Non ordinare per numero di pagina o di riferimento. 5. Fornire nome del contatto, nome della società, numero di ID cliente, indirizzo di fatturazione e di spedizione, numero di telefono e numero di ordine di acquisto. 6. Fornire istruzioni dettagliate per la spedizione. <hr/> <p>(D) ▽ - identifica un gruppo ▲ - identifica parti comprese in un gruppo</p>	<p>Compilare il modulo al momento dell'installazione per poterlo consultare in futuro in caso di necessità.</p> <p>N. Modello - _____</p> <p>N. Serie - _____</p> <p>Opzioni della macchina - _____</p> <p>Venditore - _____</p> <p>Tel. venditore - _____</p> <p>Numero ID cliente - _____</p> <p>Data di installazione - _____</p>
-----------	--	---

JP	<p>パーツの発注方法 ? 上記の図を参照してください</p> <p>TENNANT社製のパーツまたは同等品のみをお使いください。 パーツやサブライ品のご注文は、オンライン、電話、FAX、または手紙でお願いいたします。 確実にお届けできるように、以下の情報お知らせください。</p> <ol style="list-style-type: none"> (A) 製品のモデル名をお知らせください。 (B) 製品のデータラベルに印刷されているシリアル番号をお知らせください。 (C) パーツリストを参照して、シリアル番号が正しいかご確認ください。 パーツ番号と数量をお知らせください。マニュアル/カタログのページ番号や参照番号でのご注文はご遠慮ください。 お客様のお名前、会社名、顧客ID番号、請求/発送先住所、電話番号、注文書番号をお知らせください。 発送に関するご希望があれば、明記してください。 	<p>後日確認できるように、設置時に記入してください。</p> <p>モデルNo. - _____</p> <p>シリアルNo. - _____</p> <p>製品のオプション - _____</p> <p>販売代理店 - _____</p> <p>販売代理店の電話番号 - _____</p> <p>顧客ID番号 - _____</p> <p>設置日 - _____</p>
	<p>(D) ▽ - アセンブリを示します ▲ - アセンブリに含まれるパーツを示します</p>	

LT	<p>KAIP UŽSISAKYTI DALIS – žr. diagramą viršuje</p> <p>Naudokite tik "Tennant" kompanijos tiekiamas arba lygiavertes joms dalis. Dalis galite užsisakyti internetu, telefonu, faksu bei elektroniniu paštu. Kad užsakymas būtų greitai įvykdytas, laikykites išvardytų taisyklių.</p> <ol style="list-style-type: none"> (A) Nurodykite mašinos modelį. (B) Norodyskite mašinos serijos numerį, kurį rasite ant duomenų žymės. (C) Įsitikinkite, kad nurodomas tikslus serijos numeris iš dalių sąrašo. Nurodykite dalies numerį ir reikiamą kiekį. Neužsakinėkite pagal puslapius ar nuorodos numerius. Nurodykite savo vardą, kompanijos pavadinimą, kliento ID numerį, sąskaitos išrašymo ir vežimo adresą, telefono numerį ir pirkimo užsakymo numerį. Nurodykite išsamias gabenimo instrukcijas. 	<p>Prašome užpildyti montavimo metu, siekiant gauti informaciją ateityje.</p> <p>Modelio nr. - _____</p> <p>Serijos nr. - _____</p> <p>Mašinos parinkty - _____</p> <p>Prekybos atstovas - _____</p> <p>Komivojažieriaus tel. nr. - _____</p> <p>Pirkėjo ID numeris - _____</p> <p>Sumontavimo data - _____</p>
	<p>(D) ▽ - žymi sistemą ▲ - nurodo sistemos dalis</p>	

LV	<p>KĀ PASŪTĪT REZERVES DETALĀS – Skat. diagrammu iepriekš</p> <p>izmantojiet tikai TENNANT Company piegādātās vai tām līdzvērtīgas rezerves detaļas. Daļas un piegādi var pasūtīt internetā, pa tālruni, pa faksu vai pastu. Lai nodrošinātu savlaicīgu piegādi, sekojiet zemāk aprakstītajiem soļiem.</p> <ol style="list-style-type: none"> (A) Nosakiet mašinas modeli. (B) Nosakiet mašinas sērijas numuru un tehnisko datu uzlīmes. (C) Pārliedcinieties, ka tiek uzrakstīts attiecīgais sērijas numurs no detaļu saraksta. Nosakiet detaļas numuru un skaitu. Veicot pasūtījumus neatsaucieties uz lappušu vai norādes numuriem. Uzrakstiet savu vārdu, uzņēmuma nosaukumi, klienta identitātes numuru, adresi rēķina piesūtīšanai un piegādei un pirkuma pasūtījuma numuru. Sniedziet detalizētu informāciju par piegādi. 	<p>Veicot uzstādīšanu, lūdzam pierakstīt attiecīgo informāciju izmantošanai turpmāk.</p> <p>Modeļa Nr. - _____</p> <p>Sērijas Nr. - _____</p> <p>Iekārtas papildaprīkojums - _____</p> <p>Pārdošanas pārst. - _____</p> <p>Pārdošanas pārst. tālr. Nr. - _____</p> <p>Klienta identitātes numuru - _____</p> <p>Uzstādīšanas datums - _____</p>
	<p>(D) ▽ - nosaka ierīci ▲ - nosaka detaļas, kas ir komplektā ar ierīci</p>	

NL	<p>HOE ONDERDELEN TE BESTELLEN - Zie schema hierboven.</p> <p>Gebruik alleen onderdelen die door TENNANT Company zijn geleverd of soortgelijke onderdelen. Onderdelen en voorraden kunnen online, per telefoon, fax of schriftelijk besteld worden. Volg de stappen hieronder om een juiste levering te garanderen.</p> <ol style="list-style-type: none"> (A) Bepaal het machinemodel. (B) Lees het serienummer van de machine af van het gegevenslabel. (C) Zorg dat het juiste serienummer wordt gebruikt uit de onderdelenlijst. Bepaal het artikelnummer en het aantal. Bestel niet aan de hand van pagina's of referentienummers Geef uw naam, bedrijfsnaam, klantnummer, factuur- en leveringsadres, telefoonnummer en bestelnummer op. Geef gedetailleerde leveringsinstructies op. 	<p>Vul tijdens installatie de onderstaande gegevens in voor eventueel toekomstig gebruik.</p> <p>Modelnr. - _____</p> <p>Serienr. - _____</p> <p>Machine-opties - _____</p> <p>Verkoopvert. - _____</p> <p>Telnr. verkoopvert. - _____</p> <p>Klantnummer - _____</p> <p>Installatiedatum - _____</p>
	<p>(D) ▽ - geeft een eenheid aan ▲ - geeft de onderdelen van de eenheid aan</p>	

NO	<p>HVORDAN BESTILLE DELER - Se diagram over.</p> <p>Bruk kun deler levert av TENNANT Company eller ekvivalente deler. Deler og forsyninger kan bestilles online, per telefon, per faks eller per post.</p> <p>Følg trinnene under for å sikre rask levering.</p> <ol style="list-style-type: none"> 1. (A) Angi maskinmodellen. 2. (B) Angi maskinens serienummer fra typeskiltet. 3. (C) Forsikre deg om at korrekt serienummer brukes fra delelisten. 4. Angi delenummer og antall. Bestill ikke ut fra side- eller referansenumre. 5. Angi ditt navn, firmanavn, kunde-ID-nummer, fakturerings- og forsendelsesadresse, telefonnummer og innkjøpsordnummer. 6. Angi detaljerte forsendelsesinstruksjoner. <hr/> <p>(D) ▽ - angir en delegruppe ▲ - angir deler inkludert i en delegruppe</p>	<p>Fyll ut ved installasjonstidspunkt for fremtidig bruk.</p> <p>Modellnr. - _____</p> <p>Serienr. - _____</p> <p>Maskinens tillegg - _____</p> <p>Salgsrep. - _____</p> <p>Salgsrep. telefonnr. - _____</p> <p>Kunde-ID-nummer - _____</p> <p>Installasjonsdato - _____</p>
-----------	---	---

PL	<p>JAK ZAMAWIAĆ CZĘŚCI - patrz schemat powyżej.</p> <p>Należy używać wyłącznie części dostarczanych przez firmę TENNANT Company lub równoważnych. Części i dostawy mogą być zamawiane online, przez telefon, faksem lub pocztą.</p> <p>Aby zapewnić szybką dostawę, należy przestrzegać następujących wskazówek.</p> <ol style="list-style-type: none"> 1. (A) Określić model maszyny. 2. (B) Określić numer seryjny maszyny znajdujący się na tabliczce znamionowej. 3. (C) Odszukać ten numer seryjny w wykazie części. 4. Określić numer części i ilość. Nie zamawiać na podstawie numeru strony lub liczby porządkowej wykazu. 5. Podać swoje nazwisko, nazwę firmy, numer identyfikacyjny klienta, adres dostawy i dostarczenia rachunku, numer telefonu i numer zamówienia zakupu. 6. Podać dokładne instrukcje dotyczące dostawy. <hr/> <p>(D) ▽ - oznacza zespół ▲ - oznacza część w zespole</p>	<p>Prosimy wpisać datę instalacji do późniejszego wykorzystania.</p> <p>Nr modelu - _____</p> <p>Nr seryjny - _____</p> <p>Opcje maszyny - _____</p> <p>Przedst. sprzedaży - _____</p> <p>Nr tel. przedst. sprzed. - _____</p> <p>Nr ident. klienta - _____</p> <p>Data instalacji - _____</p>
-----------	--	---

PT G	<p>COMO ENCOMENDAR PEÇAS - Consulte o diagrama acima.</p> <p>Utilize apenas peças fornecidas pela TENNANT Company ou equivalentes. As peças e consumíveis podem ser encomendados online, por telefone, fax ou correio.</p> <p>Siga os passos abaixo para garantir uma entrega rápida.</p> <ol style="list-style-type: none"> 1. (A) Identifique o modelo da máquina. 2. (B) Identifique o número de série da máquina que se encontra na etiqueta de dados. 3. (C) Certifique-se de que usa o número de série correcto da lista de peças. 4. Identifique o número de produto e a quantidade. Não encomende através de números de página ou de referência. 5. Forneça o seu nome, o nome da empresa, o número de ID do cliente, os endereços de facturação e entrega, o número de telefone e o número da nota de encomenda. 6. Forneça instruções de entrega detalhadas. <hr/> <p>(D) ▽ - identifica uma unidade ▲ - identifica peças incluídas numa unidade</p>	<p>Preencha na altura da instalação para futura referência.</p> <p>Modelo nº - _____</p> <p>Nº de série - _____</p> <p>Opcões da máquina - _____</p> <p>Vendedor - _____</p> <p>Telefone do vendedor - _____</p> <p>Número de ID do cliente - _____</p> <p>Data de instalação - _____</p>
-------------	--	--

RU	<p>КАК ЗАКАЗАТЬ ЗАПЧАСТИ - См. схему ниже.</p> <p>Используйте только запчасти, поставляемые компанией TENNANT или их аналоги. Запасные части и расходные материалы можно заказать в режиме онлайн, телефоном, факсом или электронной почтой.</p> <p>Для своевременной доставки следуйте описанным ниже инструкциям.</p> <ol style="list-style-type: none"> 1. (A) Укажите модель машины. 2. (B) Укажите серийный номер машины, обозначенный на табличке технических данных. 3. (C) Удостоверьтесь, что надлежащий серийный номер перечислен в списке запчастей. 4. Укажите номер детали и нужное количество. Не используйте номера страниц или ссылок. 5. Укажите свое имя, название компании, идентификационный номер покупателя, расчетный адрес и адрес доставки, телефонный номер и номер заказа на покупку. 6. Укажите подробные сведения о доставке. <hr/> <p>(D) ▽ - означает узел ▲ - обозначает деталь узла</p>	<p>Во время установки заполните, пожалуйста, эти сведения для того, чтобы сослаться в дальнейшем.</p> <p>Модель Э - _____</p> <p>Серийный Э - _____</p> <p>Опции машины - _____</p> <p>Торговый представитель - _____</p> <p>Телефон торгового представителя - _____</p> <p>Идент. номер покупателя - _____</p> <p>Дата установки - _____</p>
-----------	--	--

SE	<p>BESTÄLLNING AV RESERVDELAR - Se ovanstående schema.</p> <p>Använd endast delar från Tennant Company eller likvärdiga. Delar och material kan beställas online, telefoniskt, per fax eller post.</p> <p>Följ nedanstående steg för en snabb leverans.</p> <ol style="list-style-type: none"> (A) Identifiera maskinens modell. (B) Identifiera maskinens serienummer på typskylten. (C) Kontrollera att rätt serienummer används från dellistan. Identifiera artikelnumret och mängden. Beställ inte med hjälp av sido- eller referensnummer. Uppge ditt namn, företagets namn, kundens ID-nummer, faktura- och leveransadress, telefonnummer och ordernumret vid inköp. Ge detaljerade transportanvisningar. 	<p>Fyll i vid installation och spar för framtida bruk.</p> <p>Modellnr. - _____</p> <p>Serienr. - _____</p> <p>Tilvalsutrustning - _____</p> <p>Försäljare - _____</p> <p>Försäljarens tel.nr. - _____</p> <p>Kundnummer - _____</p> <p>Installationsdatum - _____</p>
	<p>(D) ▽ - identifierar en modul ▲ - identifierar delar som ingår i en modul</p>	

SK	<p>POSTUP PRI OBJEDNÁVANÍ ČASTÍ - Pozri vyššie uvedený diagram.</p> <p>Využívajte výhradne dielce dodané spoločnosťou TENNANT, alebo ich ekvivalenty. Dielce a položky je možné objednať online, telefonicky, faxom, alebo poštou.</p> <p>Na zabezpečenie promptného doručenia sa riadte nasledovnými krokmi.</p> <ol style="list-style-type: none"> (A) Identifikujte model stroja. (B) Z etikety s údajmi identifikujte sériové číslo stroja. (C) Ubezpečte sa, že ste zadali správne sériové číslo zo zoznamu dielcov. Identifikujte číslo dielu a množstvo. Neobjednávajte pomocou čísel strán, alebo referenčných čísel. Zadajte Vaše meno, meno spoločnosti, ID číslo zákazníka, fakturačnú a prepravnú adresu, telefónne číslo a objednávacie číslo dielu. Uvedte podrobné prepravné pokyny. 	<p>Vyplňte prosím pri inštalácii pre prípad potreby v budúcnosti.</p> <p>č. modelu - _____</p> <p>Sériové č. - _____</p> <p>Zvláštne príslušenstvo stroja - _____</p> <p>Obchodné zastúpenie - _____</p> <p>Obch. zastúpenie tel. č. - _____</p> <p>ID č. zákazníka - _____</p> <p>Dátum inštalácie - _____</p>
	<p>(D) ▽ - identifikuje sadu ▲ - identifikuje časti sady</p>	

SL	<p>NAROČANJE NADOMESTNIH DELOV - glejte zgornjo sliko.</p> <p>Uporabljajte samo originalne nadomestne dele Tennant ali enakovredne dele. Dele in potrošni material lahko naročite prek spleta, po telefonu, faksu ali pošti.</p> <p>Za zagotovitev čimbolj hitre dostave sledite spodnjim navodilom.</p> <ol style="list-style-type: none"> (A) Ugotovite model stroja. (B) Na ploščici s podatki poiščite serijsko številko stroja. (C) Poskrbite, da na seznamu nadomestnih delov poiščete pravilno serijsko številko. Poiščite številko dela in potrebno količino. Pri naročilih ne navajajte strani ali referenčne številke. Navedite svoje ime, ime podjetja, ID številko stranke, naslova za dostavo in izdajo računa, telefonsko številko in številko naročila. Navedite podrobna navodila za dostavo. 	<p>Prosimo, da ob vgradnji izpolnite te podatke, da vam bodo v prihodnje na voljo.</p> <p>Št. modela - _____</p> <p>Serijska številka - _____</p> <p>Dotatna oprema stroja - _____</p> <p>Prodajni predstavnik - _____</p> <p>Telefonska št. prodajnega predstavnika - _____</p> <p>Številka stranke - _____</p> <p>Datum vgradnje - _____</p>
	<p>(D) ▽ - označuje sklop ▲ - označuje dele sklopa</p>	

TR	<p>PARÇALARIN SİPARİŞ EDİLMESİ - Yukarıdaki şemaya bakın.</p> <p>Yalnızca TENNANT Company'den sağlanan veya eşdeğerde parçalar kullanın. Parça veya sarf malzemeleri çevrimiçi olarak, telefonla, faksla veya postayla sipariş edilebilir.</p> <p>Zamanında teslimatı sağlamak için aşağıdaki adımları izleyin.</p> <ol style="list-style-type: none"> (A) Makine modelini belirtin. (B) Veri etiketinden makine seri numarasını belirtin. (C) Parça listesinden uygun seri numarasının kullanıldığından emin olun. Parça numarasını ve miktarını belirtin. Sayfa veya referans numaralarını kullanarak sipariş vermeyin. Adınızı, şirketinizin adını, müşteri kimlik numaranızı, faturalama ve sevkiyat adreslerini, telefon numarasını ve satın alma siparişi numarasını belirtin. Ayrıntılı sevkiyat talimatlarını belirtin. 	<p>İleri tarihlerde başvurmak için lütfen kurulum sırasında doldurun.</p> <p>Model No. - _____</p> <p>Seri No. - _____</p> <p>Makine Seçenekleri - _____</p> <p>Satış Temsilcisi - _____</p> <p>Satış Temsilcisi telefon no. - _____</p> <p>Müşteri Kimlik Numarası - _____</p> <p>Kurulum Tarihi - _____</p>
	<p>(D) ▽ - bir tertibatı belirtir ▲ - tertibattaki parçaları belirtir</p>	

GENERAL RECOMMENDED MAINTENANCE

Fig. 1 - General Recommended Maintenance Items

8300

Ref.	Part No.	Serial Number	Description	Qty.
	387660	(000000-) Tire Assy, Solid, 16.2x6.0 5.7bc/5bolt	1
	387014	(000000-) Tire Assy, 16 X 5 X 12.12	2
	58327	(000000-) Belt, V, [Hc41] 41.0l	2
	386626	(000000-) Flap, Front	1
	386828	(000000-) Skirt, Recirculation	1
	386829	(000000-) Skirt, Recirculation	1
	360686	(000000-) Belt, V, [3v] 33.5l	1
	386981	(000000-) Seal, Hppr, Vertical	2
	386982	(000000-) Seal, Hppr, Horiz	2
	363796	(000000-) Seal, Vacfan, [8010]	1
	387059	(000000-) Skirt, Lh	1
	387055	(000000-) Skirt, Rh	1
▽	386024	(000000-) Kit, Maint, 800hr, [8300-Mp1000-Disk]	1
▲	386284	(000000-) Blade, Sqge, Rear	1
▲	386283	(000000-) Blade, Sqge, Front	1
▲	386387	(000000-) Skirt, Front, Scrub Head, 2-Brush, Ele	1
▲	386388	(000000-) Skirt, Rear, Scrub Head, 2-Brush, Ele	1
▲	387294	(000000-) Skirt, Side, Scrbr Head, Ele	1
▲	386260	(000000-) Squeegee, Side	2
▲	20833	(000000-) Wheel, 3.0d 1.38w 0.50b	1
▲	71101	(000000-) Cable, .12d, 13.3l, .2clevis/.2clevis	1
▲	387023	(000000-) Hose, Vacuum	1
▲	386267	(000000-) Hose, Vacuum, 91.0l	1
▲	375213	(000000-) Filter, Pkg, Dust, Panl, 81plts	1
▲	1037822	(000000-) Filter, Panl, Dust, 2.0 X 06.1 X 07.6	1
▲	66213	(000000-) Kit, Brake	1
▲	386223	(000000-) Gasket, Tank, Recovery	1
▲	79320	(000000-) Gasket, Cap, Drain	2
▲	223264	(000000-) Seal, Rbr, Clsd, 0.25th, 5.8d 03.3h	1
▲	386323	(000000-) Gasket, Mtg, Fan	1
▽	386025	(000000-) Kit, Maint, 800hr, [8300-Mp1200-Disk]	1
▲	386834	(000000-) Blade, Sqge, Rear 48.0l	1
▲	386833	(000000-) Blade, Sqge, Front 48.0l	1
▲	386825	(000000-) Skirt, Front, Scrub Head, 3-Brush, Ele	1
▲	386826	(000000-) Skirt, Rear, Scrub Head, 3-Brush, Ele	1
▲	386260	(000000-) Squeegee, Side	2
▲	20833	(000000-) Wheel, 3.0d 1.38w 0.50b	1
▲	71101	(000000-) Cable, .12d, 13.3l, .2clevis/.2clevis	1
▲	387023	(000000-) Hose, Vacuum	1
▲	386267	(000000-) Hose, Vacuum, 91.0l	1
▲	375213	(000000-) Filter, Pkg, Dust, Panl, 81plts	1
▲	1037822	(000000-) Filter, Panl, Dust, 2.0 X 06.1 X 07.6	1
▲	66213	(000000-) Kit, Brake	1
▲	386223	(000000-) Gasket, Tank, Recovery	1
▲	79320	(000000-) Gasket, Cap, Drain	2
▲	223264	(000000-) Seal, Rbr, Clsd, 0.25th, 5.8d 03.3h	1
▲	386323	(000000-) Gasket, Mtg, Fan	1

GENERAL RECOMMENDED MAINTENANCE

Fig. 1 – General Recommended Maintenance Items

Ref.	Part No.	Serial Number	Description	Qty.
▽	386026	(000000-) Kit, Maint, 800hr, [8300-Mp1000-Cyl]	1
▲	386284	(000000-) Blade, Sqge, Rear	1
▲	386283	(000000-) Blade, Sqge, Front	1
▲	20833	(000000-) Wheel, 3.0d 1.38w 0.50b	1
▲	71101	(000000-) Cable, .12d, 13.3l, .2clevis/.2clevis	1
▲	387023	(000000-) Hose, Vacuum	1
▲	386267	(000000-) Hose, Vacuum, 91.0l	1
▲	386053	(000000-) Belt, Drive	1
▲	375213	(000000-) Filter, Pkg, Dust, Panl, 81plts	1
▲	1037822	(000000-) Filter, Panl, Dust, 2.0 X 06.1 X 07.6	1
▲	66213	(000000-) Kit, Brake	1
▲	386223	(000000-) Gasket, Tank, Recovery	1
▲	79320	(000000-) Gasket, Cap, Drain	2
▲	223264	(000000-) Seal, Rbr, Clsd, 0.25th, 5.8d 03.3h	1
▲	386323	(000000-) Gasket, Mtg, Fan	1
▽	386027	(000000-) Kit, Maint, 800hr, [8300-Mp1200-Cyl]	1
▲	386834	(000000-) Blade, Sqge, Rear 48.0l	1
▲	386833	(000000-) Blade, Sqge, Front 48.0l	1
▲	20833	(000000-) Wheel, 3.0d 1.38w 0.50b	1
▲	71101	(000000-) Cable, .12d, 13.3l, .2clevis/.2clevis	1
▲	387023	(000000-) Hose, Vacuum	1
▲	386267	(000000-) Hose, Vacuum, 91.0l	1
▲	386053	(000000-) Belt, Drive	1
▲	375213	(000000-) Filter, Pkg, Dust, Panl, 81plts	1
▲	1037822	(000000-) Filter, Panl, Dust, 2.0 X 06.1 X 07.6	1
▲	66213	(000000-) Kit, Brake	1
▲	386223	(000000-) Gasket, Tank, Recovery	1
▲	79320	(000000-) Gasket, Cap, Drain	2
▲	223264	(000000-) Seal, Rbr, Clsd, 0.25th, 5.8d 03.3h	1
▲	386323	(000000-) Gasket, Mtg, Fan	1
▽	387507	(000000-) Kit, Maint, 800hr [8300-Mp1200-Disk-Vac]	1
▲	386284	(000000-) Blade, Sqge, Rear	1
▲	386283	(000000-) Blade, Sqge, Front	1
▲	386387	(000000-) Skirt, Front, Scrub Head, 2-Brush, Ele	1
▲	386388	(000000-) Skirt, Rear, Scrub Head, 2-Brush, Ele	1
▲	387294	(000000-) Skirt, Side, Scrbr Head, Ele	1
▲	386260	(000000-) Squeegee, Side	1
▲	20833	(000000-) Wheel, 3.0D 1.38W 0.50B	1
▲	71101	(000000-) Cable, .12d, 13.3l, .2clevis/.2clevis	1
▲	387023	(000000-) Hose, Vacuum	1
▲	1005026	(003546-) Kit, Modif, Ftg Location, [Discvac]	1
▲	11399	(000000-) Clamp, Hose, Wormdrive, 0.81-1.50d	1
▲	387545	(000000-) Blade Assy, Sqge, Side	1
▲	387546	(000000-) Blade, Squeegee	1
▲	375213	(000000-) Filter, Pkg, Dust, Panl, 81plts	1
▲	1037822	(000000-) Filter, Panl, Dust, 2.0 X 06.1 X 07.6	1
▲	66213	(000000-) Kit, Brake	1
▲	386223	(000000-) Gasket, Tank, Recovery	1

GENERAL RECOMMENDED MAINTENANCE

Fig. 1 – General Recommended Maintenance Items

Ref.	Part No.	Serial Number	Description	Qty.
▲	79320	(000000-) Gasket, Cap, Drain	2
▲	223264	(000000-) Seal, Rbr, Clsd, 0.25th, 5.8d 03.3h	1
▲	386323	(000000-) Gasket, Mtg, Fan	1
▲	58327	(000000-) Belt, V, [Hc41] 41.0l	1
▲	385938	(000000-) Brush, Conveyor, Cyl, 35l, 4sr	1
▲	386626	(000000-) Flap, Front	1
▲	386828	(000000-) Skirt, Recirculation	1
▲	386829	(000000-) Skirt, Recirculation	1
▲	360686	(000000-) Belt, V, [3v] 33.5l	1
▲	387408	(000000-) Seal, Vac Fan	1
▲	387413	(000000-) Seal	1
▲	387406	(000000-) Seal	1
▲	387407	(000000-) Seal	2
	386514	(000000-003545) Hose, Vacuum, 58.5l	1
	387256	(000000-003545) Hose, Vacuum, 35.0l	1
	387517	(000000-003545) Hose Assy, W/2 Cuff, 1.0d 41.0l	1

SECTION 2

Contents	Page
Fig. 1 - Replacement Brushes for Max Pro 1000	2-2
Fig. 2 - Replacement Brushes for Max Pro 1200	2-4
Fig. 3 - Main Frame Group	2-6
Fig. 4 - Left Side Covers Group	2-8
Fig. 5 - Rear Covers Group	2-10
Fig. 6 - Instrument Panel Group	2-12
Fig. 7 - Power Steering Group	2-14
Fig. 8 - Seat Group	2-16
Fig. 9 - Directional Pedal Group	2-18
Fig. 10 - Front Drive Wheel Group	2-20
Fig. 11 - Brake Pedal Group	2-22
Fig. 12 - Rear Wheel And Brake Group	2-24
Fig. 13 - Solution Control Group	2-26
Fig. 14 - ES Solution Tank Group	2-28
Fig. 15 - ES Drain Group	2-30
Fig. 16 - ES Pump Group	2-32
Fig. 17 - ES Recovery Tank Group	2-34
Fig. 18 - ES Clean-Out Wand Group	2-36
Fig. 19 - FaST Solution Tank Group	2-38
Fig. 20 - FaST Recovery Tank Group	2-40
Fig. 21 - FaST Solution Pump Group (0000-1121)	2-42
Fig. 22 - FaST Air Pump and Detergent Group (0000-1121)	2-44
Fig. 23 - FaST Foam Filter Group (0000-1121)	2-46
Fig. 24 - FaST Pumps and Detergent Group (1122-)	2-48
Fig. 25 - Recovery Tank Drain Group	2-50
Fig. 26 - Scrubber Vacuum Fan Group	2-52
Fig. 27 - Scrub Head Lift Group	2-54
Fig. 28 - Max Pro 1000 (Disc—Brush) Scrub Head Frame Group	2-56
Fig. 29 - Max Pro 1000 (Disc—Brush) Scrub Head Linkage Group	2-58
Fig. 30 - Max Pro 1000 (Disc—Brush) Solution Valve Group	2-60
Fig. 31 - Max Pro 1000 (Disc—Brush) Solution Valve Group (FaST/ec-H2O)	2-62
Fig. 32 - Max Pro 1000 (Disc—Brush) Edge Scrub Group	2-64
Fig. 33 - Max Pro 1000 (Disc—Brush) Right Side Squeegee Group	2-66
Fig. 34 - Max Pro 1000 (Disc—Brush) Left Side Squeegee Group	2-68
Fig. 35 - Rear Squeegee Linkage Group	2-70
Fig. 36 - Rear Squeegee Lift Group	2-72
Fig. 37 - Max Pro 1000 Rear Squeegee Group (0000-0199)	2-74
Fig. 38 - Max Pro 1000 Rear Squeegee Group (0200-)	2-76
Fig. 39 - Brush Doors Group	2-78

Contents	Page
Fig. 40 - Sweeper Side Brush Motor and Pivot Group	2-80
Fig. 41 - Sweeper Side Brush Lift Group	2-82
Fig. 42 - Sweeper Main Brush Drive Group	2-84
Fig. 43 - Sweeper Main Brush Idler Group	2-86
Fig. 44 - Sweeper Main Brush Lift Group	2-88
Fig. 45 - Hopper Bumper Group	2-90
Fig. 46 - Sweeper Main Brush Skirts Group	2-92
Fig. 47 - Hopper Lift Arms Group	2-94
Fig. 48 - Hopper Chain and Cover Group	2-96
Fig. 49 - Hopper Hood and Filter Box Group	2-98
Fig. 50 - Sweeper Vacuum Fan Group	2-100
Fig. 51 - Hydraulic Solenoid Valve Group	2-102
Fig. 52 - Hydraulic Schematic	2-104
Fig. 53 - Hydraulic Hose Group	2-106
Fig. 54 - Control Box Circuit Breaker Group	2-108
Fig. 55 - Control Box Contactor Group (0000-xxxx)	2-110
Fig. 56 - Control Box Contactor Group (xxxx-)	2-112
Fig. 57 - Control Box Wires Group (0000-xxxx)	2-114
Fig. 58 - Control Box Wires Group (xxxx-)	2-116
Fig. 59 - Circuit Board Group	2-118
Fig. 60 - FaST Electrical Group (0000-1121)	2-120
Fig. 61 - FaST Electrical Group (1122-)	2-122
Fig. 62 - Electrical Schematic (0000-1121)	2-124
Fig. 63 - Electrical Schematic (1122-)	2-128
Fig. 64 - Wire Harnesses Group	2-133
Fig. 65 - FaST Wire Harness Group (0000-1121)	2-149
Fig. 66 - FaST Wire Harness Group (1122-)	2-150
Fig. 67 - Label Group	2-151

Fig. 1 - Replacement Brushes for Max Pro 1000

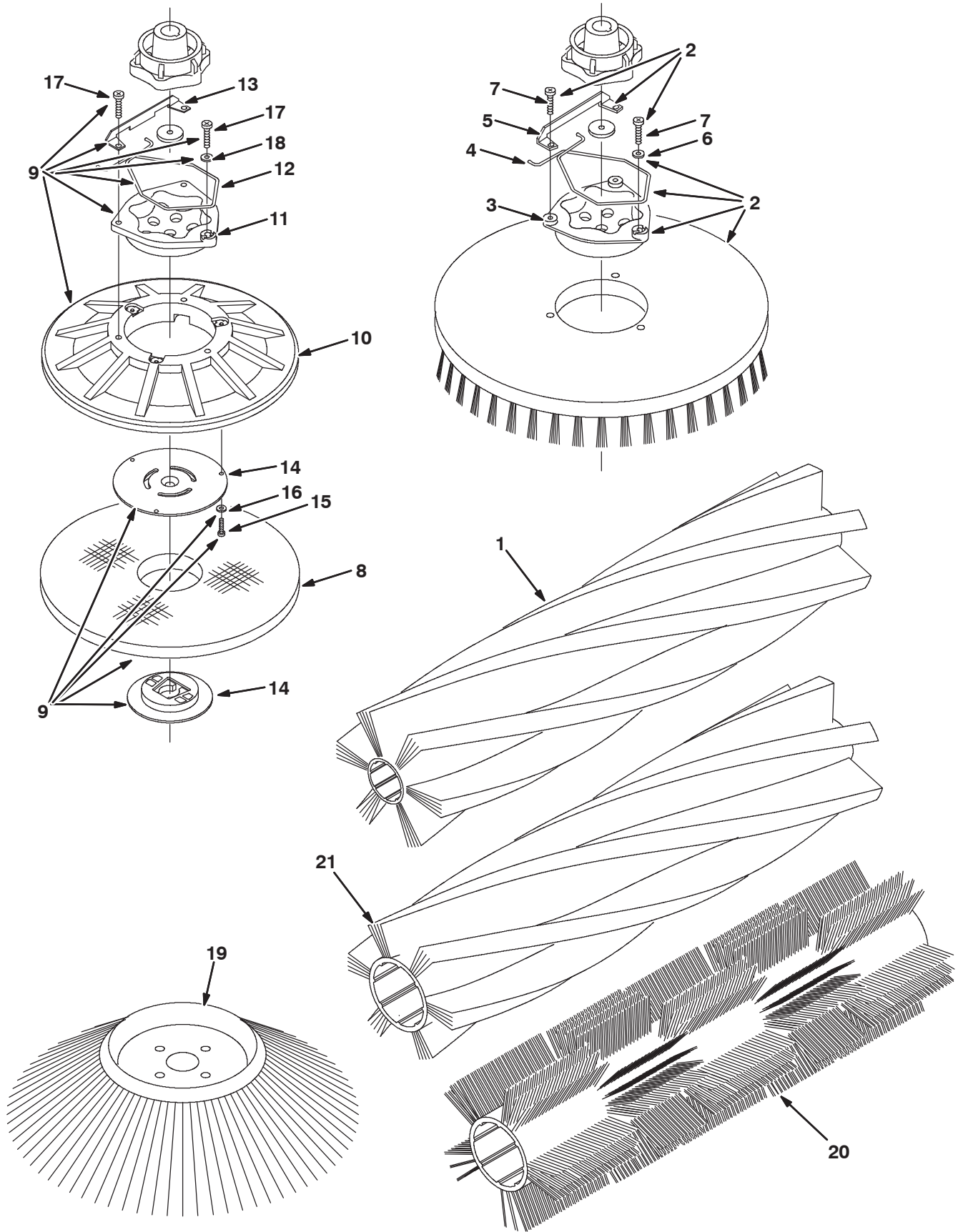


Fig. 1 - Replacement Brushes for Max Pro 1000

Ref.	Part No.	Serial Number	Description	Qty.
	1	386230	(0000-) Brush, Scrub, 39l, 20sr, Pyp, Spl	2
	1	386240	(0000-) Brush, Scrub, 39l, 20sr, Super Abr, Spl	2
	1	386250	(0000-) Brush, Scrub, 39l, 20sr, Nyl, Spl	2
▽	2	14967	(0000-) Brush Assy, Disk, Scb, 20.0 D, Nyl	2
▲	3	15539	(0000-) Adaptor, Brush	1
▲	4	14838	(0000-) Spring, Wir, 0.16d, Brush Retaining	1
▲	5	24299	(0000-) Bracket, Retainer, Spring	1
▲	6	01684	(0000-) Washer, Flt, .25 Ss	1
▲	7	32746	(0000-) Screw, Pan, M06 X 1.0 X 35, Ss	3
▽	2	14953	(0000-) Brush Assy, Disk, Scb, 20.0 D, Pyp	2
▲	3	15539	(0000-) Adaptor, Brush	1
▲	4	14838	(0000-) Spring, Wir, 0.16d, Brush Retaining	1
▲	5	24299	(0000-) Bracket, Retainer, Spring	1
▲	6	01684	(0000-) Washer, Flt, .25 Ss	1
▲	7	32746	(0000-) Screw, Pan, M06 X 1.0 X 35, Ss	3
▽	2	378951	(0000-) Brush Assy, Disk, Scb, 20.0 D, Super Abr	2
▲	3	15539	(0000-) Adaptor, Brush	1
▲	4	14838	(0000-) Spring, Wir, 0.16d, Brush Retaining	1
▲	5	24299	(0000-) Bracket, Retainer, Spring	1
▲	6	01684	(0000-) Washer, Flt, .25 Ss	1
▲	7	32746	(0000-) Screw, Pan, M06 X 1.0 X 35, Ss	3
	8	17260	(0000-) Pad, Polish, 20.0d, White	2
	8	17261	(0000-) Pad, Buff, 20.0d, Red	2
	8	17262	(0000-) Pad, Scrub, 20.0d, Blue	2
	8	17263	(0000-) Pad, Strip, 20.0d, Brown	2
	8	370094	(0000-) Pad, Stripping, 20.0D[Hi Prod,Black	2
▽	9	397920	(0000-) Driver Assy, Pad, 20.0D	2
▲	10	370080	(0000-) Disk, Pad Drive, W/ Face, 20d	1
▲	11	15539	(0000-) Adaptor, Brush	1
▲	12	14838	(0000-) Spring, Wir, 0.16d, Brush Retaining	1
▲	13	24299	(0000-) Bracket, Retainer, Spring	1
▲	14	370090	(0000-) Device, Centering	1
▲	15	09198	(0000-) Screw, Pan, M04 X 0.7 X 35, Ss	3
▲	16	41579	(0000-) Washer, Flt, #08 Ss	3
▲	17	32746	(0000-) Screw, Pan, M06 X 1.0 X 35, Ss	3
▲	18	01684	(0000-) Washer, Flt, .25 Ss	1
	19	87419	(0000-) Brush, Disk, Swp, 19.0D, Pyp (Option)	1
	20	385936	(0000-) Brush, Swp, 36L, Window, Pp, Spl	1
	21	385935	(0000-) Brush, Swp, 36l, 6dr, Spl	1

Fig. 2 - Replacement Brushes for Max Pro 1200

Ref.	Part No.	Serial Number	Description	Qty.
	1	386231	(0000-) Brush, Scrub, 47l, 20sr, Pyp, Spl	2
	1	386241	(0000-) Brush, Scrub, 47l, 20sr, Super Abr, Spl	2
	1	386251	(0000-) Brush, Scrub, 47l, 20sr, Nyl, Spl	2
▽	2	1042504	(0000-) Brush Assy, Disk, Scb, 16.0D, Super Abrasive	3
▲	3	1017368	(0000-) Hub, Drive, Brush, Disk, 3 Hole 5.8Bc	1
▲	4	14838	(0000-) Spring, Wir, 0.16d, Brush Retaining	1
▲	5	24299	(0000-) Bracket, Retainer, Spring	1
▲	6	01684	(0000-) Washer, Flt, .25 Ss	1
▲	7	32746	(0000-) Screw, Pan, M06 X 1.0 X 35, Ss	3
▽	2	1042499	(0000-) Brush Assy, Disk, Scb, 16.0D, Nylon	3
▲	3	1017368	(0000-) Hub, Drive, Brush, Disk, 3 Hole 5.8Bc	1
▲	4	14838	(0000-) Spring, Wir, 0.16d, Brush Retaining	1
▲	5	24299	(0000-) Bracket, Retainer, Spring	1
▲	6	01684	(0000-) Washer, Flt, .25 Ss	1
▲	7	32746	(0000-) Screw, Pan, M06 X 1.0 X 35, Ss	3
▽	2	30241	(0000-) Brush Assy, Disk, Scb, 16.0 D, Pyp	3
▲	3	1017368	(0000-) Hub, Drive, Brush, Disk, 3 Hole 5.8Bc	1
▲	4	14838	(0000-) Spring, Wir, 0.16d, Brush Retaining	1
▲	5	24299	(0000-) Bracket, Retainer, Spring	1
▲	6	01684	(0000-) Washer, Flt, .25 Ss	1
▲	7	32746	(0000-) Screw, Pan, M06 X 1.0 X 35, Ss	3
	8	63248-1	(0000-) Pad, Strip, 16.0d, Brown	3
	8	63248-2	(0000-) Pad, Scrub, 16.0d, Blue	3
	8	63248-3	(0000-) Pad, Buff, 16.0d, Red	3
	8	63248-4	(0000-) Pad, Polish, 16.0d, White	3
	8	370092	(0000-) Pad, Stripping, 16.0d[Hi Prod,Black	3
▽	9	397916	(0000-) Driver Assy, Pad, 16D	3
▲	10	397976	(0000-) Disk, Pad Driver, W/Face, 16D	1
▲	11	15539	(0000-) Adaptor, Brush	1
▲	12	14838	(0000-) Spring, Wir, 0.16d, Brush Retaining	1
▲	13	24299	(0000-) Bracket, Retainer, Spring	1
▲	14	370095	(0000-) Device, Centering	1
▲	15	09198	(0000-) Screw, Pan, M04 X 0.7 X 35, Ss	3
▲	16	41579	(0000-) Washer, Flt, #08 Ss	3
▲	17	32746	(0000-) Screw, Pan, M06 X 1.0 X 35, Ss	3
▲	18	01684	(0000-) Washer, Flt, .25 Ss	1
	19	87419	(0000-) Brush, Disk, Swp, 19.0D, Pyp (Option)	1
	20	385936	(0000-) Brush, Swp, 36L, Window, Pp, Spl	1
	21	385935	(0000-) Brush, Swp, 36l, 6dr, Spl	1

Fig. 3 - Main Frame Group

Ref.	Part No.	Serial Number	Description	Qty.	
1	386200	(0000-0199) Frame	1	
1	1056383	(0200-) Frame Wldt, Main, Iron Gray [7300/8300]	1	
2	386923	(0000-0199) Plate, Cover	1	
2	1056496	(0200-) Plate, Cover, Iron Gray	1	
3	365252	(0000-) Rivet, Plstc, .25 D X 0.75	24	
4	386450	(0000-0199) Channel Wldt, Steering	1	
4	1056387	(0200-) Channel Wldt, Steering, Iron Gray	1	
5	16931	(0000-) Screw, Hex, M08 X 1.25 X 20, 8.8	5	
6	08709	(0000-) Nut, Hex, Lock, M08 X 1.25,NI	5	
7	32491	(0000-) Washer, Flt, .31 Std	31	
8	386157	(0000-xxxx) Plate Wldt, Floor	1	
9	16735	(0000-) Screw, Hex, M08 X 1.25 X 16, 8.8	12	
10	386159	(0000-0199) Plate, Floor, Upper	1	
10	1056465	(0200-) Plate, Floor, Upper, Iron Gray	1	
11	67767	(0000-) Clamp, Cable, Stl, 0.69d X 0.62w, 1h	1	
12	07791	(0000-) Nut, Hex, Flng, M08 X 1.25	2	
13	369702	(0000-) Horn, 36vdc, Dba	1	
14	12459	(0000-) Screw, Hex, M06 X 1.0 X 20, Fmg	1	
15	01684	(0000-) Washer, Flt, .25 Ss	1	
16	06943	(0000-) Screw, Hex, M06 X 1.0 X 20, 8.8	2	
17	386757	(0000-0199) Frame	1	
17	1056502	(0200-) Frame, Swpr, Iron Gray [8300]	1	
18	386475	(0000-0199) Bracket, Mtg	2	
18	1056497	(0200-) Bracket, Mtg, Iron Gray	2	
19	32493	(0000-) Washer, Flt, .50 Std	12	
20	41345	(0000-) Screw, Hex, M12 X 1.75 X 25, 8.8	12	
21	386911	(0000-0199) Angle, Rh	2	
21	1056506	(0200-) Bracket, Mtg, Iron Gray	2	
22	16931	(0000-) Screw, Hex, M08 X 1.25 X 20, 8.8	4	
23	39277	(0000-) Screw, Hex, M08 X 1.25 X 25, 8.8	6	
24	08709	(0000-) Nut, Hex, Lock, M08 X 1.25,NI	4	
▽	25	87346	(0000-) Taillight, 12vdc, 3.6 X 1.9,Rework87277	2
▲		87948	(0000-) Lamp	1
▲		87949	(0000-) Lampholder	1
26	01713	(0000-) Nut, Hex, Std, #10-32, 2	4	
27	32980	(0000-) Washer, Lock, Int, #10	4	
28	387138	(0000-) Stop	2	
29	387040	(0000-0199) Bracket, Lh	1	
29	1056684	(0200-) Bracket, Lh, Iron Gray	1	
30	387041	(0000-0199) Bracket, Rh	1	
30	1056685	(0200-) Bracket, Rh, Iron Gray	1	
31	387087	(0000-0199) Bracket, Latch, Door	2	
31	1056515	(0200-) Bracket, Latch, Door, Iron Gray	2	
32	387361	(0000-0199) Cup Wldt, Skid	1	
32	1056524	(0200-) Stop Wldt, Tip, Iron Gray	1	
33	09740	(0000-) Screw, Hex, M08 X 1.25 X 20, Ss	3	
34	67767	(0000-) Clamp, Cable, Stl, 0.69d X 0.62w, 1h	2	
35	361339	(0000-) Screw, Hex, M06 X 1.0 X 16, Fmg	2	
36	387654	(xxxx-0199) Plate, Floor	1	
36	1056809	(0200-) Plate, Floor, Iron Gray	1	

Fig. 4 - Left Side Covers Group

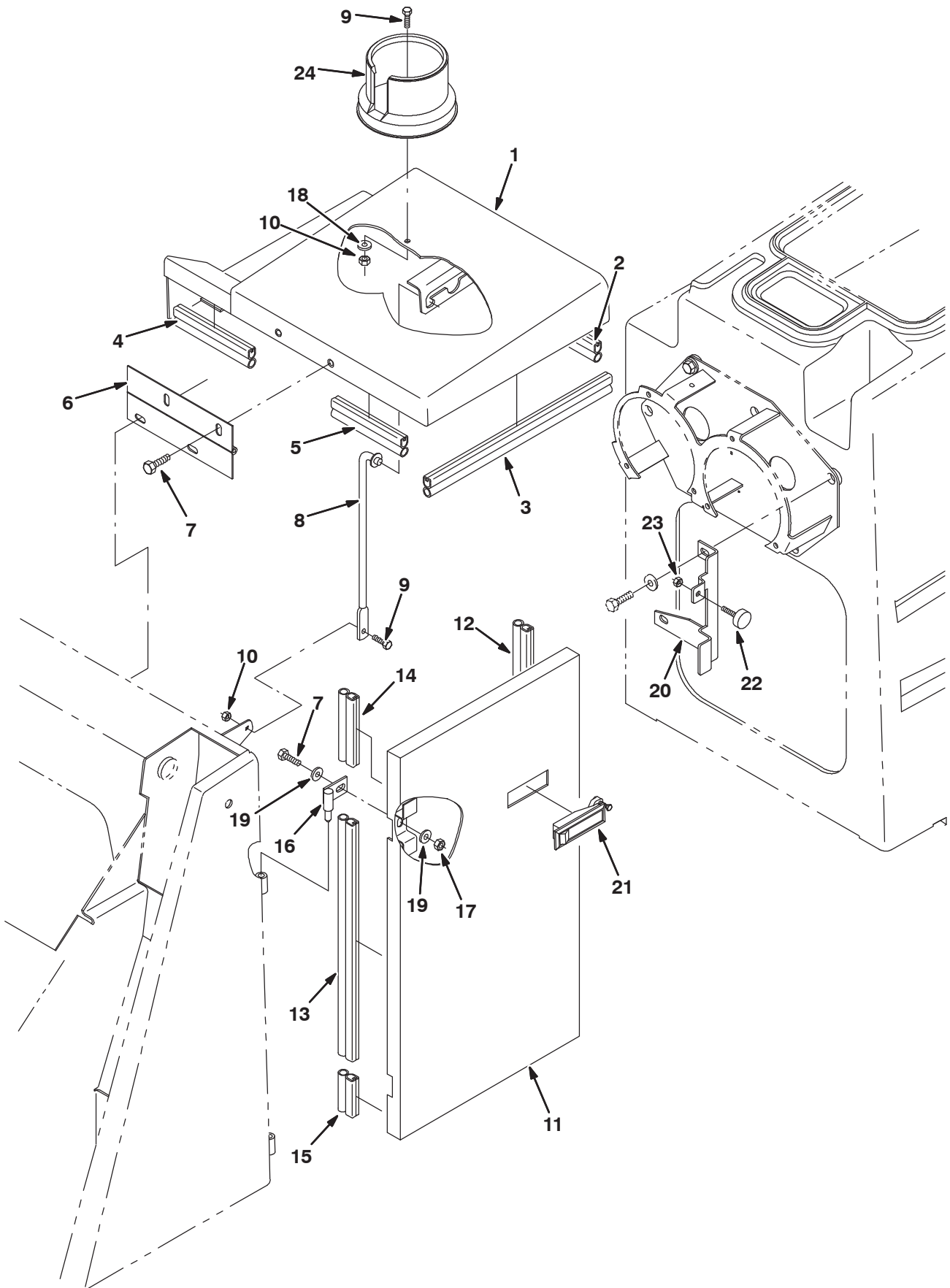


Fig. 4 - Left Side Covers Group

Ref.	Part No.	Serial Number	Description	Qty.
1	386767	(0000-0199) Cover Wldt, Top	1
1	1056503	(0200-) Cover Wldt, Top, Iron Gray	1
2	387071	(0000-) Seal, Bulb, [Sd-504], 21.70l	1
3	387072	(0000-) Seal, Bulb,[Sd-504], 13.80l	1
4	387073	(0000-) Seal, Bulb, [Sd-504], 5.70l	1
5	387074	(0000-) Seal, Bulb, [Sd-504], 5.30l	1
6	386565	(0000-0199) Hinge	1
6	1056392	(0200-) Hinge, .25pin .07 3.5w 08.0l, 4/0.38sl	1
7	16931	(0000-) Screw, Hex, M08 X 1.25 X 20, 8.8	4
8	386769	(0000-) Rod Wldt, Cover	1
9	06943	(0000-) Screw, Hex, M06 X 1.0 X 20, 8.8	2
10	08708	(0000-) Nut, Hex, Lock, M06 X 1.0, NI	2
11	386979	(0000-0199) Door Wldt, Side	1
11	1056512	(0200-) Door Wldt, Side, Iron Gray	1
12	387075	(0000-) Seal, Bulb, [Sd-504], 25.00l	1
13	387076	(0000-) Seal, Bulb, [Sd-504], 15.60l	1
14	387077	(0000-) Seal, Bulb, [Sd-504], 4.20l	1
15	387078	(0000-) Seal, Bulb, [Sd-504], 2.40l	1
16	386774	(0000-0199) Pin Wldt, Hinge	2
16	1056504	(0200-) Pin Wldt, Hinge, Iron Gray	2
17	08709	(0000-) Nut, Hex, Lock, M08 X 1.25,NI	2
18	41178	(0000-) Washer, Flat, .25 Fender	1
19	32491	(0000-) Washer, Flt, .31 Std	4
20	386777	(0000-0199) Plate, Mtg, Door	1
20	1056680	(0200-) Plate, Mtg, Door, Iron Gray	1
21	64533	(0000-) Latch, Trigger	1
22	20802	(0000-) Bumper, Rbr, 1.00d 0.38t .25-20	1
23	01690	(0000-) Nut, Hex, Std, .25-20, Ss	1
24	223599	(0000-) Cup Holder	1

Fig. 5 - Rear Covers Group

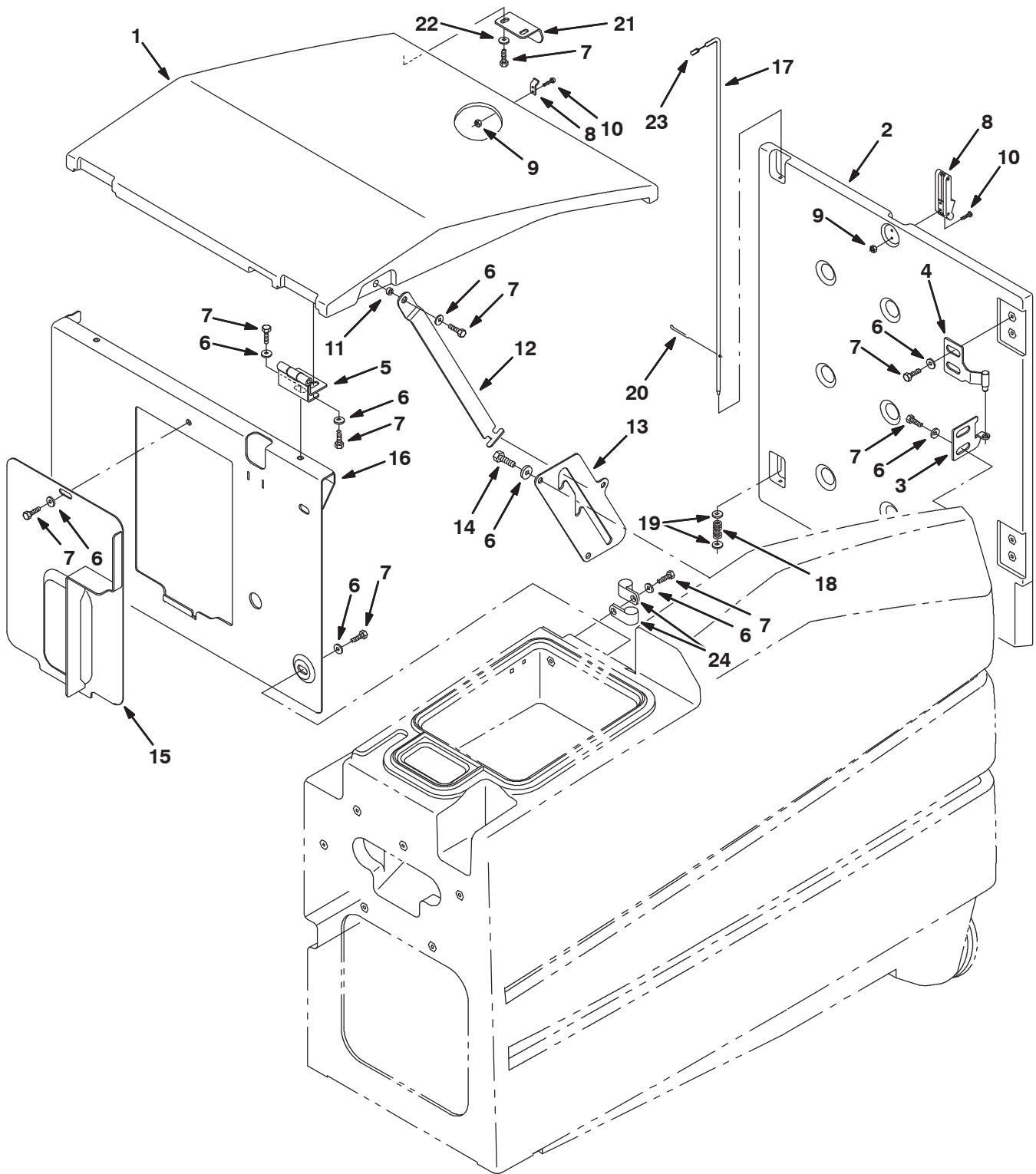


Fig. 5 - Rear Covers Group

Ref.	Part No.	Serial Number	Description	Qty.
1	386201	(0000-0199) Cover, Tank, Top	1
1	1056433	(0200-) Cover, Tank, Top, Teal	1
2	386202	(0000-0199) Cover, Rear	1
2	1056434	(0200-) Cover, Rear, Teal	1
3	386993	(0000-0199) Plate, Hinge	2
3	1056479	(0200-) Plate, Hinge, Iron Gray	1
4	386995	(0000-0199) Hinge Wldt, W/ Pin	2
4	1056388	(0200-) Hinge Wldt, W/ Pin, Iron Gray	1
5	386437	(0000-0199) Hinge Assy	2
5	1056475	(0200-) Hinge Assy, Iron Gray	1
6	01685	(0000-) Washer, Flt, .31 Ss	24
7	09740	(0000-) Screw, Hex, M08 X 1.25 X 20, Ss	23
8	49800	(0000-) Latch	1
9	02850	(0000-) Nut, Hex, Lock, M04 X 0.7, NI	4
10	49697	(0000-) Screw, Pan, M04 X 0.7 X 10, Ss	4
11	360801	(0000-) Sleeve	1
12	386461	(0000-) Rod	1
13	386413	(0000-0199) Plate	1
13	1056472	(0200-) Plate, Iron Gray	1
14	09010	(0000-) Screw, Hex, M08 X 1.25 X 25, Ss	3
15	386433	(0000-0199) Cover Wldt	1
15	1056386	(0200-) Cover Wldt, Iron Gray	1
16	387348	(0000-) Panel Wldt, Front W/ Label	1
17	386761	(0000-) Rod, Rear Door	1
18	54743	(0000-) Spring, Cmpr, 0.36od .04wir 2.5l	1
19	01684	(0000-) Washer, Flt, .25 Ss	2
20	08178	(0000-) Pin, Cotter, .062 X 0.75	1
21	1056884	(0000-) Bracket, Iron Gray	1
22	01684	(0000-) Washer, Flt, .25 Ss	2
23	386973	(0000-) Cap, Vyl, .234id .750l .04	1
24	82829	(0000-) Clamp, Cable, Stl, 0.63d X 0.75w, 1h	2

Fig. 6 - Instrument Panel Group

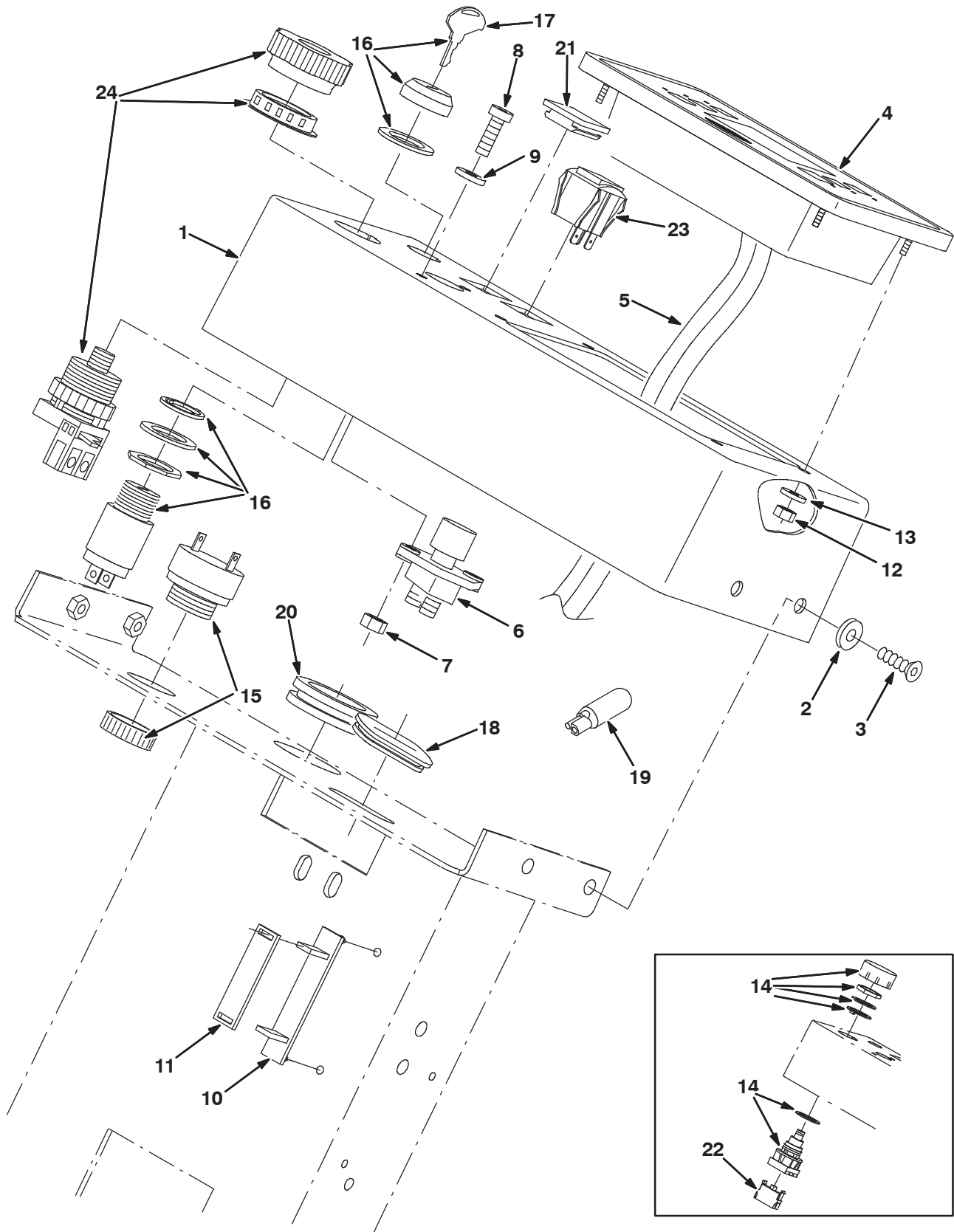


Fig. 6 - Instrument Panel Group

Ref.	Part No.	Serial Number	Description	Qty.
	1	386129	(0000-) Panel, Instmt	1
	2	386924	(0000-) Washer, Finish, M06, PI	4
	3	16879	(0000-) Screw, Flat, M06 X 1.0 X 20, 10.9	4
▽	4	391953	(0000-) Panel Assy, Touch [8300]	1
▲	5	386311	(0000-) Cable, Ribbon, 34 Conductor	1
	6	44078	(0000-) Switch	1
	7	08708	(0000-) Nut, Hex, Lock, M06 X 1.0, NI	2
	8	09007	(0000-) Screw, Hex, M06 X 1.0 X 25, Ss	2
	9	32483	(0000-) Washer, Flt, .25 Sae	2
	10	386808	(0000-) Clamp, Ribbon Cable	1
	11	386809	(0000-) Clamp, Ribbon Cable, Hold-Down	1
	12	06549	(0000-) Nut, Hex, Lock, M05 X 0.8, NI	4
	13	19066	(0000-) Washer, Flt, #10	4
	14	78553	(0000-1159) Switch	1
	15	386346	(0000-) Alarm, Warning, 10-48vdc	1
▽	16	361076	(0000-) Switch, Start	1
▲	17	361144	(0000-) Key, Ignition	1
	18	27928	(0000-) Grommet, Ribbon Cable, .63 X 1.81	1
	19	222290	(0000-) Diode, Ele, Plug	7
	20	10632-13	(0000-) Grommet, Rbr, 1.50id, F/ 1.8h, .31matl	1
	21	222534	(0000-) Button, Plug, 1.1 X 1.1h, Black, Plstc	2
	22	65665	(0000-1159) Contact, Switch	1
	23	360520	(0000-) Switch, Rocker	1
	24	1053842	(1160-) Switch, Safety, Shutoff	1

Fig. 7 - Power Steering Group

Ref.	Part No.	Serial Number	Description	Qty.	
1	59940	(0000-) Knob	1	
2	386149	(0000-) Pin	1	
3	386217	(0000-) Bearing, Flange	1	
4	386150	(0000-) Spring, Torsion	1	
5	06946	(0000-) Screw, Hex, M06 X 1.0 X 35, 8.8	1	
6	08708	(0000-) Nut, Hex, Lock, M06 X 1.0, NI	1	
7	56398	(0000-) Wheel, Steering, 14.0D, Taper Bore	1	
8	56185	(0000-) Nut, Hex, Jam, M20 X 1.5	1	
▽	9	386702	(0000-xxxx) Column, Steering (Replaced by 387653)	1	
▲		74142	(0000-xxxx) Cap, Tube	1	
10	386701	(0000-xxxx)	Steer-Control, Hyd (Replaced by 387653)	1	
11	06960	(0000-xxxx)	Screw, Hex, M10 X 1.5 X 16, 8.8	4	
12	56690	(0000-) Fitting, Hyd, Str, Jm06/Om06	3	
13	55685	(0000-) Fitting, Hyd, Str, Jm04/Om06	2	
14	1056854	(0000-) Bracket Wldt, Steering, Tilt, Iron Gray	1	
15	70709	(0000-) Bushing Assy, Flng, 2 Hole, 0.50b	2	
16	06942	(0000-) Screw, Hex, M06 X 1.0 X 16, 8.8	4	
17	386703	(0000-) Motor, Hyd (See Breakdowns)	1	
18	57984	(0000-) Fitting, Hyd, Str, Jm04/Om10	2	
19	387393	(0000-) Screw, Soc, M12 X 1.75 X 45	2	
20	32486	(0000-) Washer, Flt, .50 Sae	4	
21	386215	(0000-) Bushing, Taper Lock	1	
22	386214	(0000-) Sprocket, #40 24-Tooth	1	
23	386216	(0000-) Chain, Roller, #40 X 109 Pitches	1	
24	08711	(0000-) Nut, Hex, Lock, M12 X 1.75,NI	2	
25	07112	(0000-) Link, Chain, Roller, #40	1	
26	386209	(0000-) Handle Wldt, Steering, Tilt	1	
27	387454	(0000-) Molding, Trim, .19-.31 12.00	1	
▽	28	373496	(xxxx-) Column, Steering, #14.0L .81D 36Tooth	1
▲		74142	(xxxx-) Cap, Tube	1
29	373495	(xxxx-) Steer-Control, Hyd (See Breakdowns)	1	
30	11329	(xxxx-) Screw, Hex, M6X1.0X16, Ss, NI	4	

Fig. 8 - Seat Group

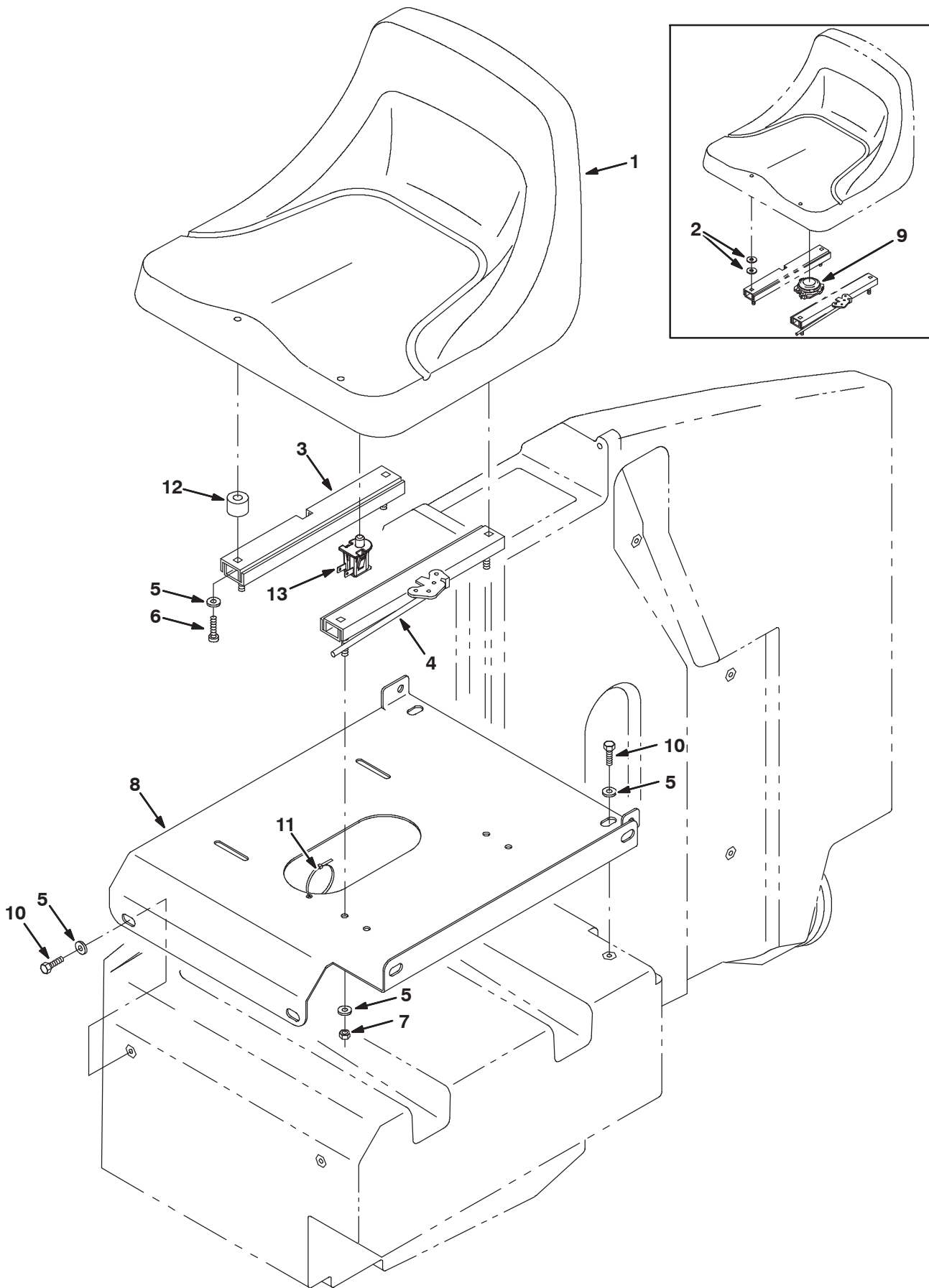


Fig. 8 - Seat Group

Ref.	Part No.	Serial Number	Description	Qty.
1	375411	(0000-xxxx)	Seat (Replaced by 9005082)	1
1	1048932	(xxxx-)	Seat, Std [Michigan, Model V-2505]	1
2	13248	(0000-xxxx)	Washer	8
3	360369	(0000-)	Rail	1
4	360370	(0000-)	Rail	1
5	01685	(0000-)	Washer, Flt, .31 Ss	14
6	25537	(0000-xxxx)	Screw, Pan, .31-18 X 0.75, G1	4
6	49177	(xxxx-)	Screw, Pan, Phl, .31-18 X 1.00, G2	4
7	32983	(0000-)	Nut, Hex, Lock, .31-18, NI	4
8	1056855	(0000-)	Plate, Seat, Iron Gray	1
9	223078	(0000-xxxx)	Switch, Seat	1
10	15675	(0000-)	Screw, Hex, M08 X 1.25 X 16, Ss	6
11	49266	(0000-)	Tie, Cable, Nyl, 07.3l .19w 1.8 Max D	1
12	1049092	(xxxx-)	Spacer, Rnd, .38B .88D .63L	4
13	1048955	(xxxx-)	Switch, Seat, No [Delta 6440-04]	1

Fig. 9 - Directional Pedal Group

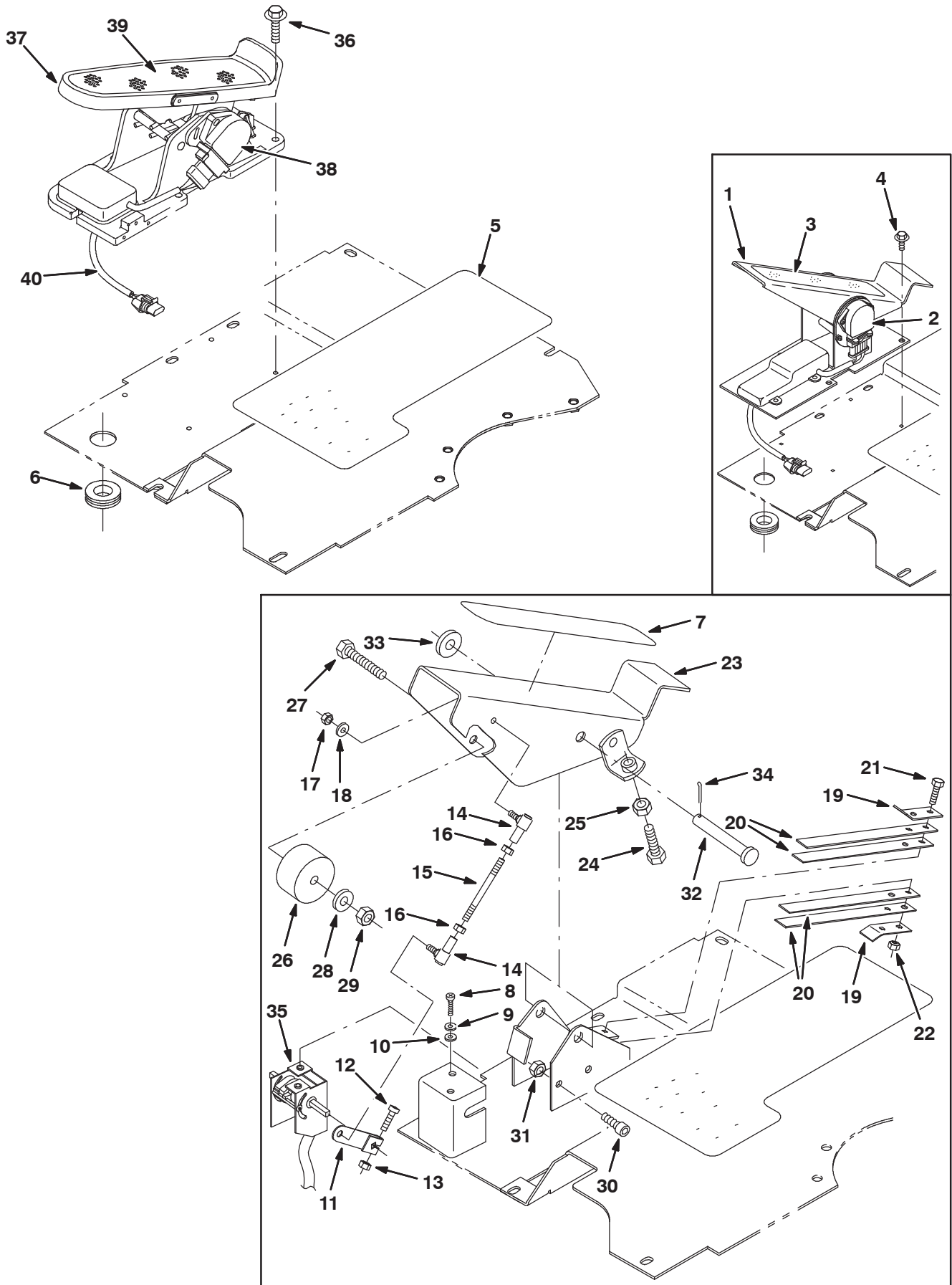


Fig. 9 - Directional Pedal Group

	Ref.	Part No.	Serial Number	Description	Qty.
▽	1	387700	(xxxx-1069)	Pedal Assy, Foot (Replaced by 1042524)	1
▲	2	385726	(xxxx-1069)	Sensor, Pedal Position	1
▲	3	82839	(xxxx-1069)	Tread, Non Skid, 2.2w 11.5l	1
	4	74455	(xxxx-1069)	Screw, Hex, M06-1.0 X 12, Fmg	4
	5	387392	(xxxx-	Tread, Non-Skid, 06.0w X 15.5l	1
	6	10632	(xxxx-	Grommet, Rbr, 0.89id, F/ 1.2h, .14matl	1
	7	82839	(0000-xxxx)	Tread, Non-Skid, 02.2 11.5	1
	8	06931	(0000-xxxx)	Screw, Pan, M05 X 0.8 X 6, 4.8	2
	9	01683	(0000-xxxx)	Washer, Flt, #10 Ss	2
	10	32980	(0000-xxxx)	Washer, Lock, Int, #10	2
	11	223239	(0000-xxxx)	Arm, Cntrl, Throttle, Electronic	1
	12	39717	(0000-xxxx)	Screw, Pan, .25-20 X 1.00, 2	1
	13	32981	(0000-xxxx)	Nut, Hex, Lock, .25-20, NI	1
	14	14601	(0000-xxxx)	Balljoint, .25-28 Fem/.25-28mal	2
	15	223090	(0000-xxxx)	Rod, Thrld, 2 End, .25-28 04.4l	1
	16	01714	(0000-xxxx)	Nut, Hex, Std, .25-28	2
	17	13513	(0000-xxxx)	Nut, Hex, Lock, .25-28, NI	2
	18	32490	(0000-xxxx)	Washer, Flt, .25 Std	2
	19	223601	(0000-xxxx)	Retainer, Spring	2
	20	223600	(0000-xxxx)	Strip, Stl, 0.05th X 00.75w, 07.80l	4
	21	06944	(0000-xxxx)	Screw, Hex, M06 X 1.0 X 25, 8.8	2
	22	08708	(0000-xxxx)	Nut, Hex, Lock, M06 X 1.0, NI	2
	23	223320	(0000-xxxx)	Pedal Wldt, Accelerator	1
	24	39284	(0000-xxxx)	Screw, Hex, M10 X 1.5 X 35, 8.8	1
	25	39312	(0000-xxxx)	Nut, Hex, Std, M10 X 1.5	1
	26	87725	(0000-xxxx)	Spacer	1
	27	06963	(0000-xxxx)	Screw, Hex, M10 X 1.5 X 60, 8.8	1
	28	32485	(0000-xxxx)	Washer, Flt, .38 Sae	1
	29	41430	(0000-xxxx)	Nut, Hex, Lock, M10 X 1.5, NI	1
	30	39308	(0000-xxxx)	Screw, Soc, M08 X 1.25 X 25, 12.9	1
	31	08709	(0000-xxxx)	Nut, Hex, Lock, M08 X 1.25, NI	1
	32	06474A	(0000-xxxx)	Pin, Clevis, 0.50 D X 3.50l	1
	33	32486	(0000-xxxx)	Washer, Flt, .50 Sae	1
	34	08182	(0000-xxxx)	Pin, Cotter, .125 X 1.00	1
	35	223094	(0000-xxxx)	Box, Accelerator	1
	36	222159	(1070-	Screw, Hex, M6 X 1.00 X 25, Fmg	4
▽	37	1034891	(1070-	Pedal Assy, Propel, 36vdc	1
▲	38	385726	(1070-	Sensor, Position, Pedal	1
▲	39	1042514	(1070-	Tread, Non-Skid	1
▲	40	1042513	(1070-	Circuitboard, Pedal	1

Fig. 10 - Front Drive Wheel Group

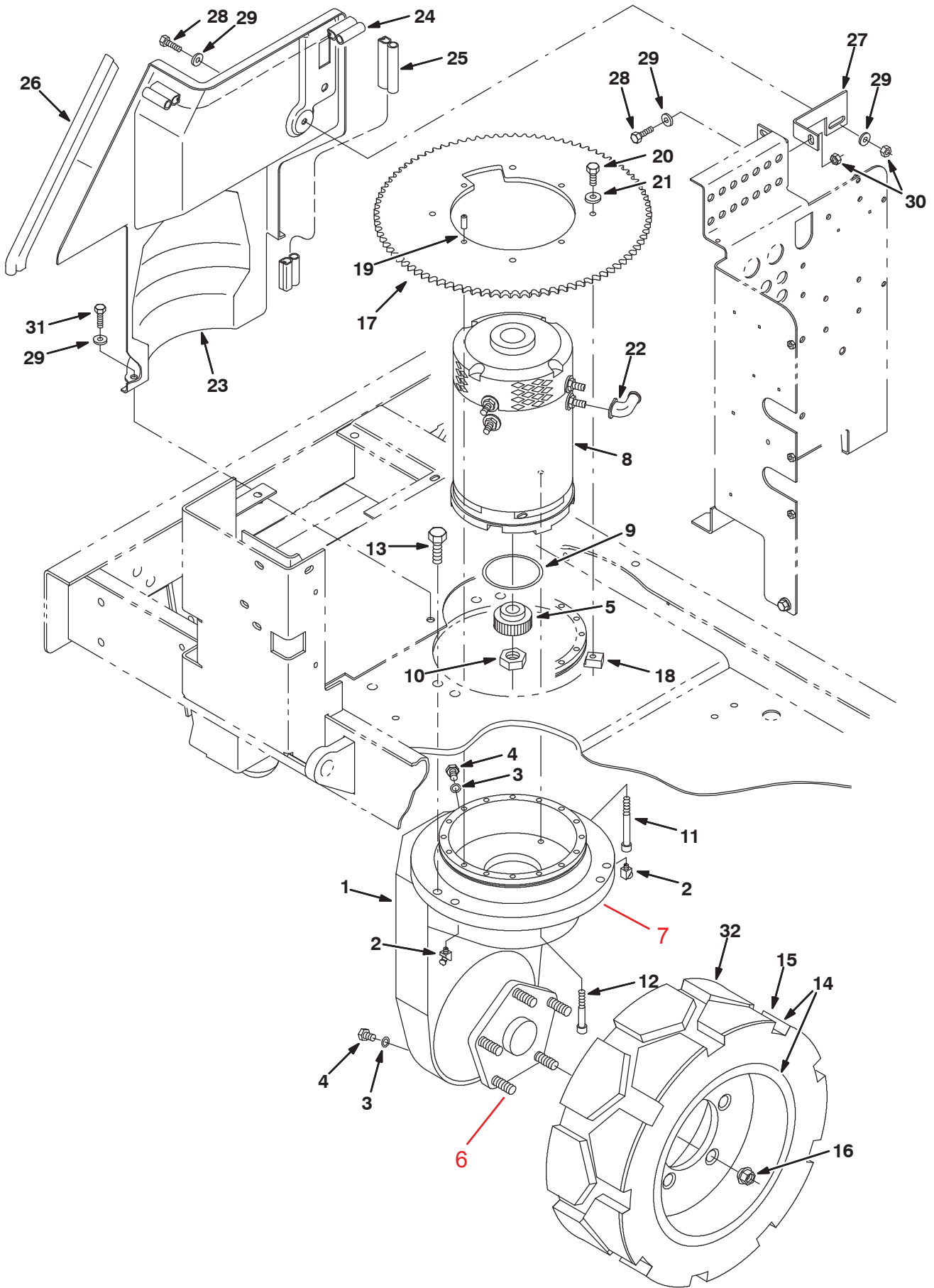


Fig. 10 - Front Drive Wheel Group

	Ref.	Part No.	Serial Number	Description	Qty.
▽	1	87355	(0000-) Gearbox, 90, Drive Wheel, Rear, [Hu]	1
▲	2	87839	(0000-) Fitting, Grease	2
▲	3	87840	(0000-) Seal, O-Ring	2
▲	4	87841	(0000-) Plug	2
▲	5	87849	(0000-) Gear, Drive	1
▲	6	12540	(0000-) Bolt	5
▲	7	61791	(0000-) Bearing	1
	8	386811	(0000-) Motor, Ele, Vdc 3.0hp Traction,[201] (See Breakdown)	1
	9	360980	(0000-) Seal, O-Ring, .139 X 2.98id	1
	10	43957	(0000-) Nut, Hex, Std, .50-20	1
	11	09030	(0000-) Screw, Soc, M08 X 1.25 X 80, 12.9	2
	12	09294	(0000-) Screw, Soc, M08 X 1.25 X 60, 12.9	1
	13	41345	(0000-) Screw, Hex, M12 X 1.75 X 25, 8.8	6
▽	14	387660	(0000-) Tire Assy, Solid, 16.2X6.0 5.7Bc/5 Bolt	1
▲	15	387659	(0000-) Tire, Solid, 16.2X6.0X11.2	1
	16	87750	(0000-) Nut, Wheel, M14-1.5	5
	17	363385	(0000-) Sprocket Wldt, #40, 96tooth, 7.00 B	1
	18	14150	(0000-) Clip, Sprocket	4
	19	14296	(0000-) Pin, Roll, .310 D X 0.75l, .312/.318	4
	20	16931	(0000-) Screw, Hex, M08 X 1.25 X 20, 8.8	4
	21	41187	(0000-) Washer, Belleville, .38	4
	22	02076	(0000-) Boot, 90deg .50d .57d X .84	4
▽	23	387363	(0000-) Panel, Motor, Cover W/ Label	1
▲	24	386458	(0000-) Seal, Bulb, [Sd-504], 15.52l	1
▲	25	386459	(0000-) Seal, Bulb, [Sd-504], 27.90l	1
▲	26	386558	(0000-) Seal, Bulb, [Sd-168], 12.50l	1
	27	387035	(0000-0199) Bracket, Panel	1
	27	1056675	(0200-) Bracket, Panel, Iron Gray	1
	28	16931	(0000-) Screw, Hex, M08 X 1.25 X 20, 8.8	2
	29	32491	(0000-) Washer, Flt, .31 Std	8
	30	07791	(0000-) Nut, Hex, Lock, M08 X 1.25,NI	2
	31	16735	(0000-) Screw, Hex, M08 X 1.25 X 16, 8.8	4
	32	1059346	(000000-) Tire, Drive, Scrbr, Non-Skid, 16.0X6.0 (Option)	1
	32	1061975	(000000-) Tire, Drive, Scrbr, Pu, Grey,16.0X6.0 (Polyurethane Option)	1

Fig. 11 - Brake Pedal Group

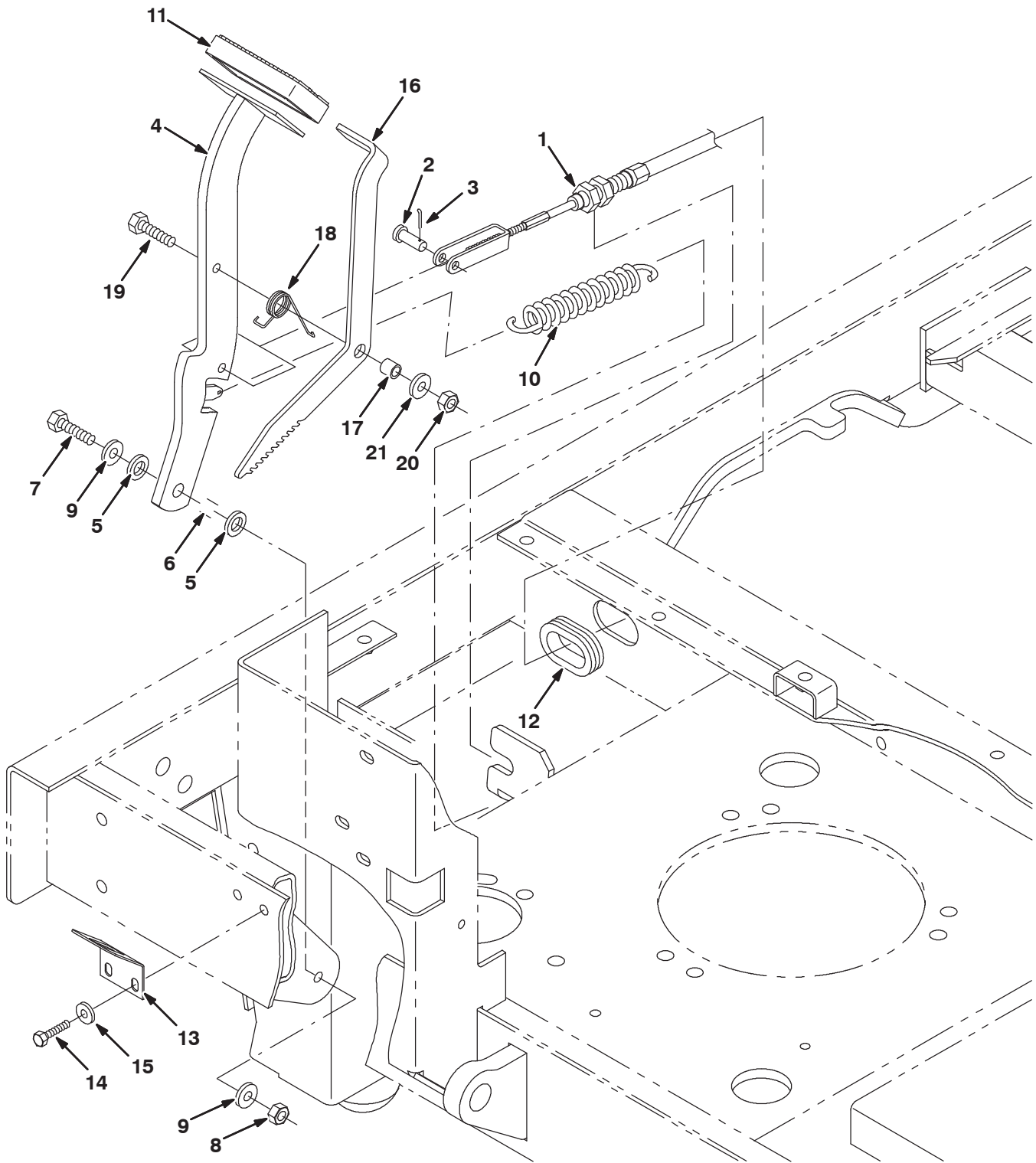


Fig. 11 - Brake Pedal Group

Ref.	Part No.	Serial Number	Description	Qty.
1	386229	(0000-) Cable, Pull	1
2	69582	(0000-) Pin, Clevis, 0.31 D X 1.00l	1
3	39005	(0000-) Pin, Cotter, .094 X 0.75	1
4	386375	(0000-0199) Lever Wldt	1
4	1056860	(0200-) Lever Wldt, Iron Gray	1
5	86860	(0000-) Bearing, Thrust	2
6	222460	(0000-) Sleeve	1
7	09026	(0000-) Screw, Hex, M08 X 1.25 X 40, Ss	1
8	08713	(0000-) Nut, Hex, Lock, M08 X 1.25,NI, Ss	1
9	01685	(0000-) Washer, Flt, .31 Ss	2
10	379217	(0000-) Spring, Extn, 1.00od X 0.11wir, 5.5l	1
11	51109	(0000-) Pad	1
12	10632-13	(0000-) Grommet, Rbr, 1.50id, F/ 1.8h, .31matl	1
13	386915	(0000-) Plate, Stop	1
14	06943	(0000-) Screw, Hex, M06 X 1.0 X 20, 8.8	2
15	32490	(0000-) Washer, Flt, .25 Std	2
16	387656	(0000-0199) Pedal, Brake	1
16	1056937	(0200-) Pedal, Brake, Parking, Iron Gray	1
17	46563	(0000-) Bushing, Sleeve, 0.37b 0.50d 0.50l	1
18	59009	(0000-) Spring, Tors, 0.75id .06wir 02.8coil	1
19	06955	(0000-) Screw, Hex, M08 X 1.25 X 35, 8.8	1
20	08709	(0000-) Nut, Hex, Lock, M08 X 1.25,NI	1
21	39349	(0000-) Washer, Flt, .31 Sae	1

Fig. 12 - Rear Wheel And Brake Group

Ref.	Part No.	Serial Number	Description	Qty.
▽	1	1059348	(000000-) Tire, Idler, Scrbr, Blk, 16.0X5.0	2
▲	2	51338	(000000-) Bearing, Cup, 2.56d 0.55w	2
▽	1	1061976	(000000-) Tire, Idler, Scrbr, Pu, Grey, 16.0X5.0 (Polyurethane Option)	2
▲	2	51338	(000000-) Bearing, Cup, 2.56d 0.55w	2
▽	1	387015	(000000-) Tire Assy, Non-Skid, 16X5X12.12 (Option)	2
▲	2	51338	(000000-) Bearing, Cup, 2.56d 0.55w	2
	3	09088	(0000-) Pin, Clevis, 0.37 D X 1.00l	4
	4	39005	(0000-) Pin, Cotter, .094 X 0.75	5
	5	51339	(0000-) Bearing, Cone, 1.38b 0.71w	4
	6	32969	(0000-) Washer, Flat, 1.00 Sae Hard	2
	7	14242	(0000-) Nut, Hex, Sltd, 1.00-20	2
	8	54390	(0000-) Cap, Hub 2.567 Hole	2
▽	9	54577	(0000-) Brake Assy	2
▲		66211	(0000-) Brake Shoes	2
▲		66213	(0000-) Brake Repair Kit	1
▲		70161	(0000-) Chrome Pltd Cam Shaft	1
▲		70158	(0000-) Return Spring-Brakes	2
	10	06969	(0000-) Screw, Hex, M12 X 1.75 X 40, 8.8	12
	11	08711	(0000-) Nut, Hex, Lock, M12 X 1.75,NI	12
	12	32486	(0000-) Washer, Flt, .50 Sae	24
	13	386367	(0000-) Shaft	1
	14	83733	(0000-) Bushing, Flng, 1.00b 1.13d 0.38l	2
	15	1056859	(0000-) Arm Wldt, Brake, Rh, Iron Gray [7200]	1
	16	1056861	(0000-) Arm Wldt, Brake, Lh, Iron Gray [7200]	1
	17	26315	(0000-) Pin, Roll, .250 D X 1.50l, .250/.256	2
	18	1023676	(0000-) Clevis, Adj, 0.38pin, 0.31-24, PI	2
	19	1023677	(0000-) Clevis, Adj, 0.38pin, 0.31-24, Lh, PI	2
	20	386378	(0000-) Rod, Threaded	2
	21	10120	(0000-) Pin, Clevis, 0.31 D X 0.75l	1

Fig. 13 - Solution Control Group

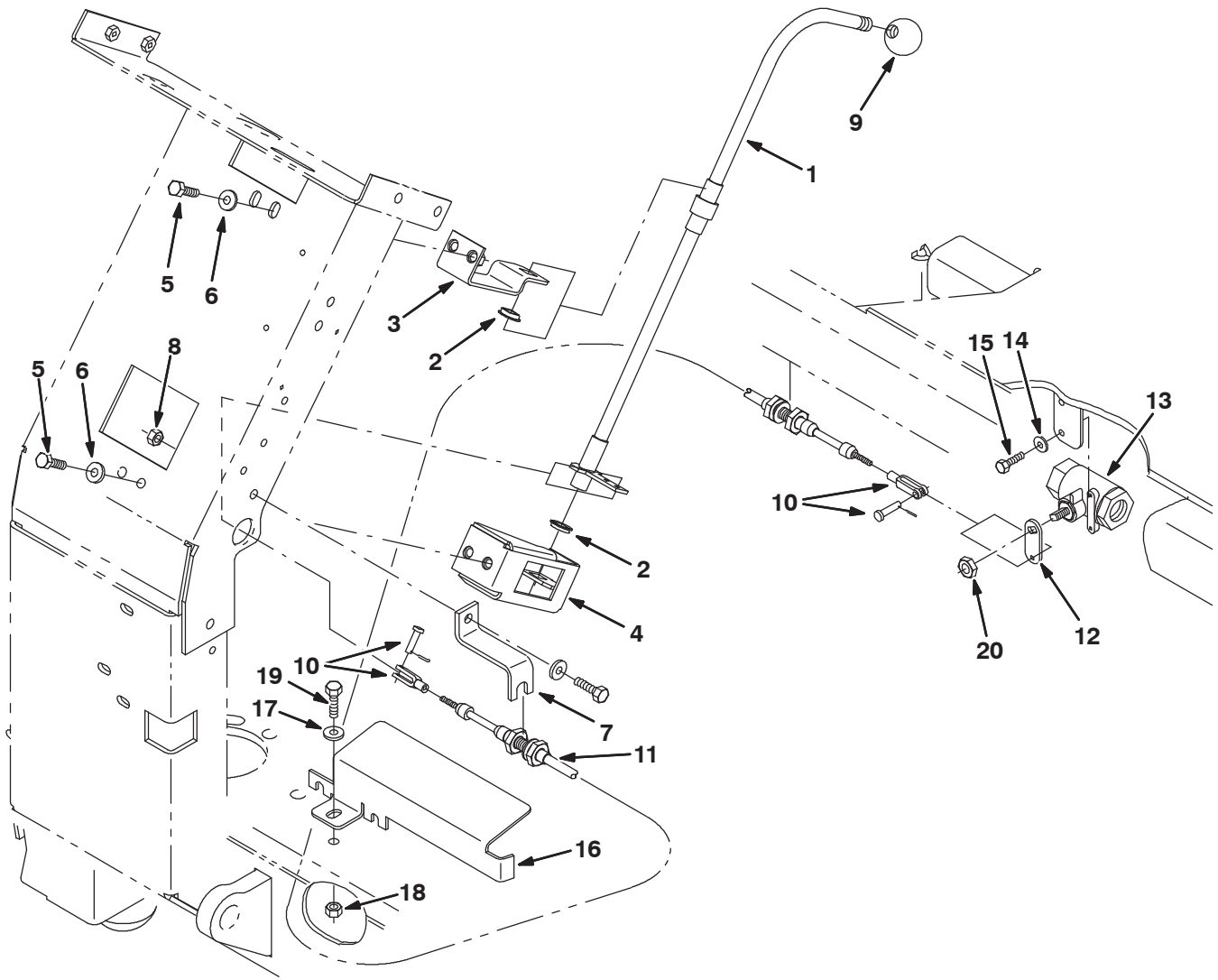


Fig. 13 - Solution Control Group

Ref.	Part No.	Serial Number	Description	Qty.
1	386116	(0000-) Rod Wldt	1
2	04843	(0000-) Bushing, Flng, 0.63b 0.72d 0.25l	2
3	1056929	(0000-) Bracket, Handle, Water, Iron Gray	1
4	1056928	(0000-) Bracket Wldt, Hose, Water, Iron Gray	1
5	16735	(0000-) Screw, Hex, M08 X 1.25 X 16, 8.8	5
6	32491	(0000-) Washer, Flt, .31 Std	4
7	1056850	(0000-) Bracket, Cntrl, Cable, Iron Gray	1
8	08709	(0000-) Nut, Hex, Lock, M08 X 1.25, NI	1
9	26156	(0000-) Knob, 0.50-20, 1.38d, Plstc	1
10	27880	(0000-) Clevis, Adj, 0.19pin, #10-32	2
11	386351	(0000-) Cable, Push Pull	1
12	1057068	(0000-) Lever, Valve, Water, Iron Gray	1
13	79350	(0000-) Valve, Water	1
14	01683	(0000-) Washer, Flt, #10 Ss	2
15	42011	(0000-) Screw, Hex, #10-24 X 0.50, Ss	2
16	387425	(0000-0199) Bracket, Guard	1
16	1056481	(0200-) Bracket, Guard, Iron Gray	1
17	01684	(0200-) Washer, Flt, .25 Ss	1
18	08712	(0000-) Nut, Hex, Lock, M06 X 1.0, NI, Ss	1
19	09007	(0000-) Screw, Hex, M06 X 1.0 X 25, Ss	1
20	363453	(0000-) Nut, Hex, Lock, .44-20, NI, Thin	1

Fig. 14 - ES Solution Tank Group

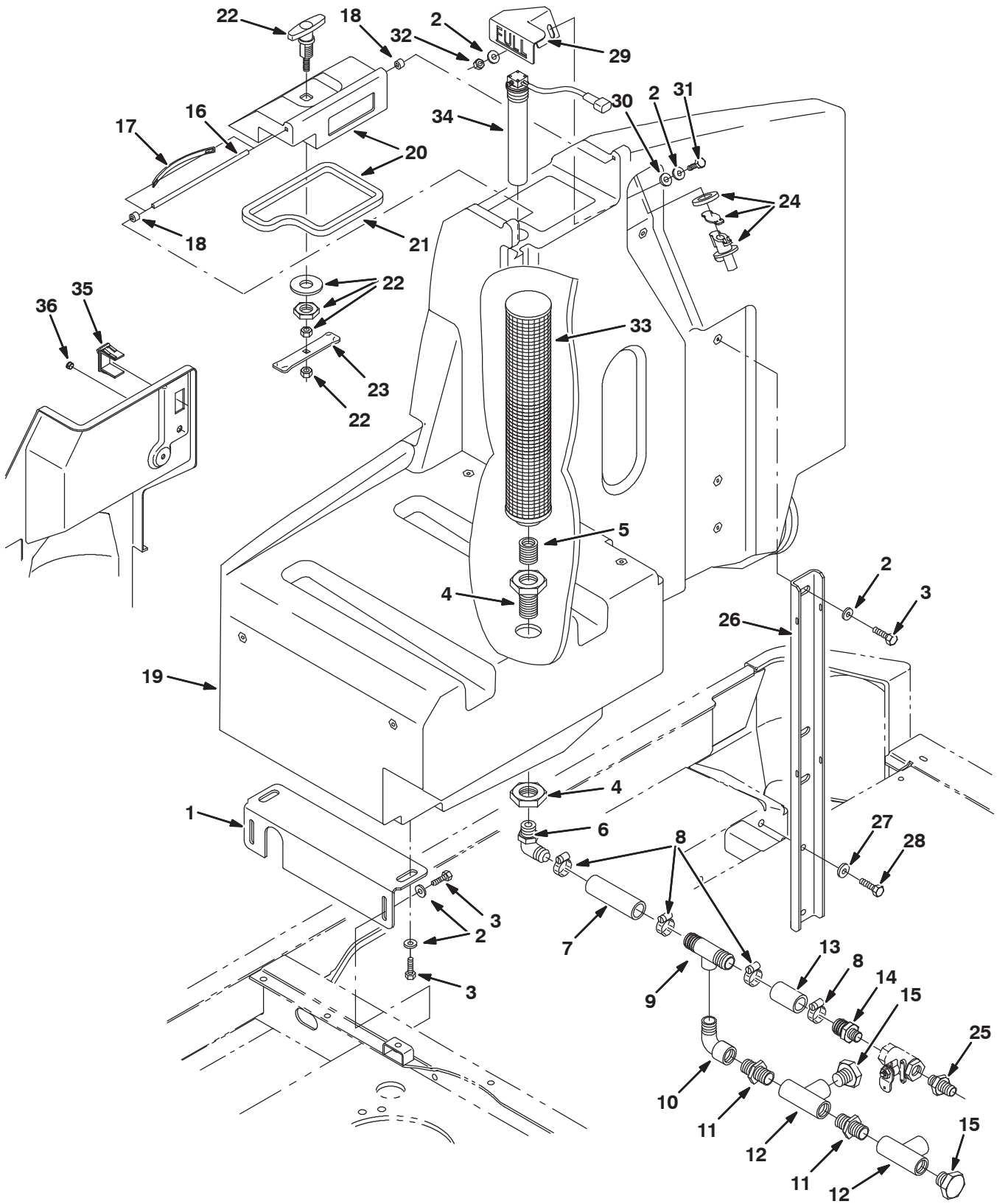


Fig. 14 - ES Solution Tank Group

Ref.	Part No.	Serial Number	Description	Qty.	
1	386109	(0000-) Bracket, Mtg, Tank	1	
2	01685	(0000-) Washer, Flt, .31 Ss	9	
3	12273	(0000-) Screw, Hex, M08 X 1.25 X 20, Ss, NI	7	
4	386224	(0000-) Fitting, Plstc, Bkhd, Pf16/Pf16	1	
5	223499	(0000-) Fitting, Plstc, Str, Pm16/Pm16 Close	1	
6	365093	(0000-) Fitting, Plstc, E90, 16bm/16pm	1	
7	386420	(0000-) Hose, Water, 1.0id 4.5l	1	
8	11399	(0000-) Clamp, Hose, Wormdrive, 0.81-1.50d	4	
9	365096	(0000-) Fitting, Plstc, Tee, Bm16/Pf12/Bm16	1	
10	69785	(0000-) Fitting, Plstc, E90, Pm12/Pf12	1	
11	24544	(0000-) Fitting, Plstc, Str, Pm12/Pm12	2	
12	42133A	(0000-) Fitting, Plstc, Tee, Pf12/Pf12/Pf12	2	
13	386421	(0000-) Hose, Water, 1.0id 2.25l	1	
14	57379	(0000-) Fitting, Plstc, Str, Pm12/Bm16	1	
15	75611	(0000-) Fitting, Plstc, Plug, Pm12	2	
16	386419	(0000-) Pin, Hinge, Cover	1	
17	386643	(0000-) Spring, Cover	1	
18	49740	(0000-) Cap, Plastic	2	
19	387684	(0000-0199) Tank Kit, Soltn, W/ Label, Replmt [8300]	1	
19	9006973	(0200-) Tank Kit, Soltn, W/ Label, Teal, Replmt	1	
▽	20	387594	(0000-0199) Cover Kit, Soltn, W/ Gasket	1
▲	21	386320	(0000-0199) Gasket, Celr Ure, .50, 05.94w 08.88l,Adh	1
▽	20	9006967	(0200-) Cover Kit, Soltn, W/ Gasket, Teal	1
▲	21	386320	(0200-) Gasket, Celr Ure, .50, 05.94w 08.88l,Adh	1
22	386324	(0000-) Handle	1	
23	386222	(0000-) Bar	1	
24	78842	(0000-) Kit, Valve, Check	1	
25	79273-2	(0000-) Fitting, Plstc, Str, Bm12/Pm12	1	
26	386160	(0000-0199) Channel	1	
26	1056382	(0200-) Channel, .19, 2.5w 1.0 29.3l, H&S, Gray	1	
27	01686	(0000-) Washer, Flt, .38 Ss	2	
28	77347	(0000-) Screw, Hex, M10 X 1.5 X 35, Ss	2	
29	387061	(0000-) Bracket, Full	1	
30	63416	(0000-) Washer, 0.31b 0.88d .12, Rbr	1	
31	09011	(0000-) Screw, Hex, M08 X 1.25 X 30, Ss	1	
32	08713	(0000-) Nut, Hex, Lock, M08 X 1.25,NI, Ss	1	
33	387045	(0000-) Strainer, Tank, Solution	1	
34	375429	(0000-) Kit, Replmt, Press Switch/8" Tube	1	
35	398501	(0000-) Plug, Hole, Rockerswitch	1	
36	33807	(0000-) Button, Plug, 0.44H .03-.12 [Blk Nyl]	1	

Fig. 15 - ES Drain Group

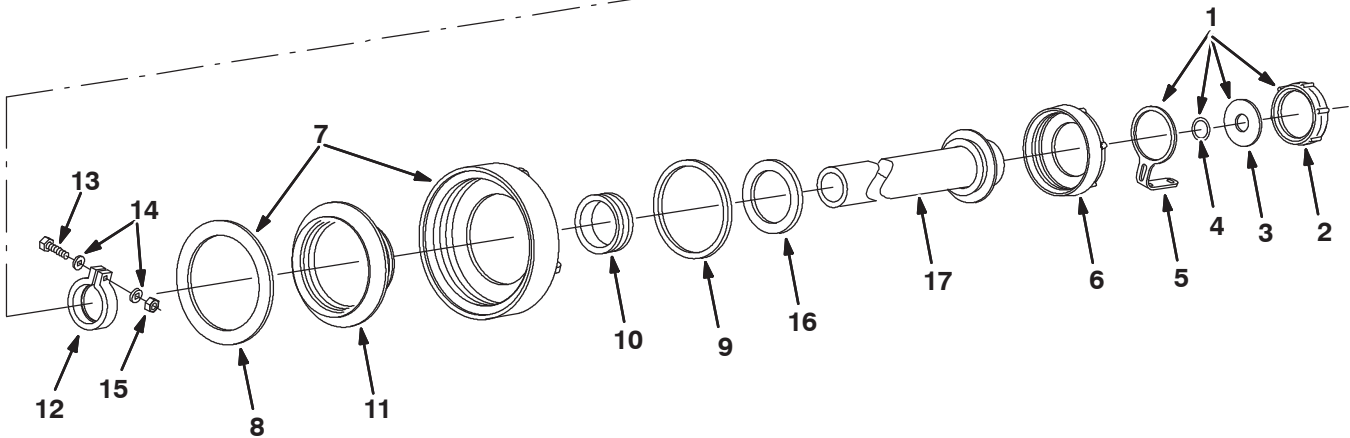
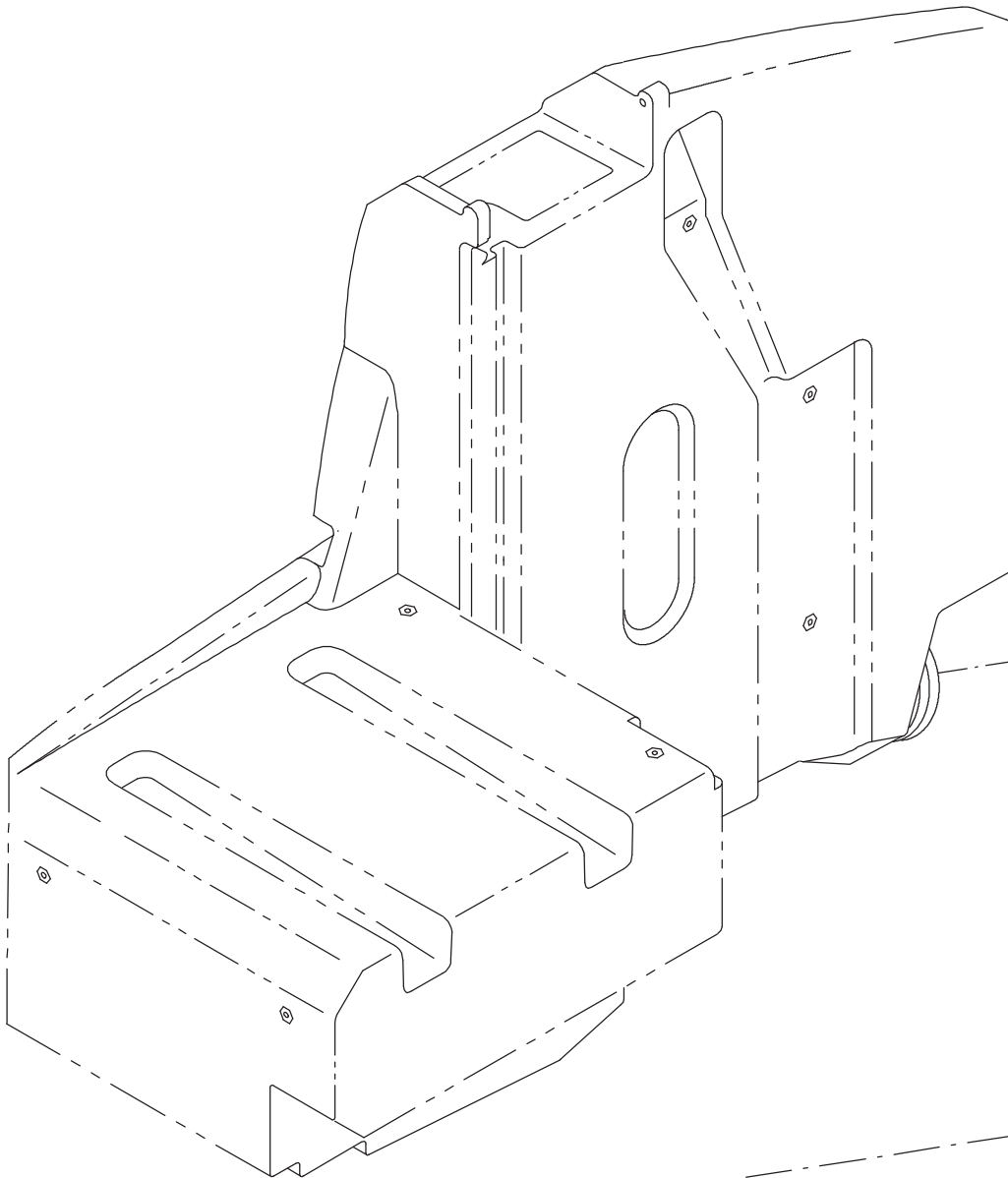


Fig. 15 - ES Drain Group

	Ref.	Part No.	Serial Number	Description	Qty.
▽		387467	(0000-) Kit, Drain Hose, Solution Side	1
▲▽	1	32501	(0000-) Kit, Cap, Drain	1
▲▲	2	32613	(0000-) Cap, Tank, Drain, 2.25 Thread Pye	1
▲▲	3	32614	(0000-) Gasket, Cap	1
▲▲	4	32669	(0000-) Ring, Retaining, Ext, 0.75d, Ss	1
▲▲	5	32508	(0000-) Strap	1
▲	6	14880	(0000-) Cap, Tank, Drain, 3.85 Thread Pye	1
▲▽	7	24358	(0000-) Cap, Tank	1
▲▲	8	1031699	(0000-) Gasket, .19, 4.05id 5.29od [Buna]	1
▲	9	79320	(0000-) Gasket, Cap, Drain	1
▲	10	41421	(0000-) Seal	1
▲	11	14864	(0000-) Cover, Insert	1
▲	12	41454	(0000-) Clamp, Hose, Plstc, 1.60d X 0.62w	1
▲	13	12316	(0000-) Screw, Hex, M05 X 0.8 X 25, Ss	1
▲	14	01683	(0000-) Washer, Flt, #10 Ss	1
▲	15	09739	(0000-) Nut, Hex, Lock, M05 X 0.8, NI, Ss	1
▲	16	41451	(0000-) Gasket, Lid	1
▲	17	386423	(0000-) Hose Assy, Drain	1

Fig. 16 - ES Pump Group

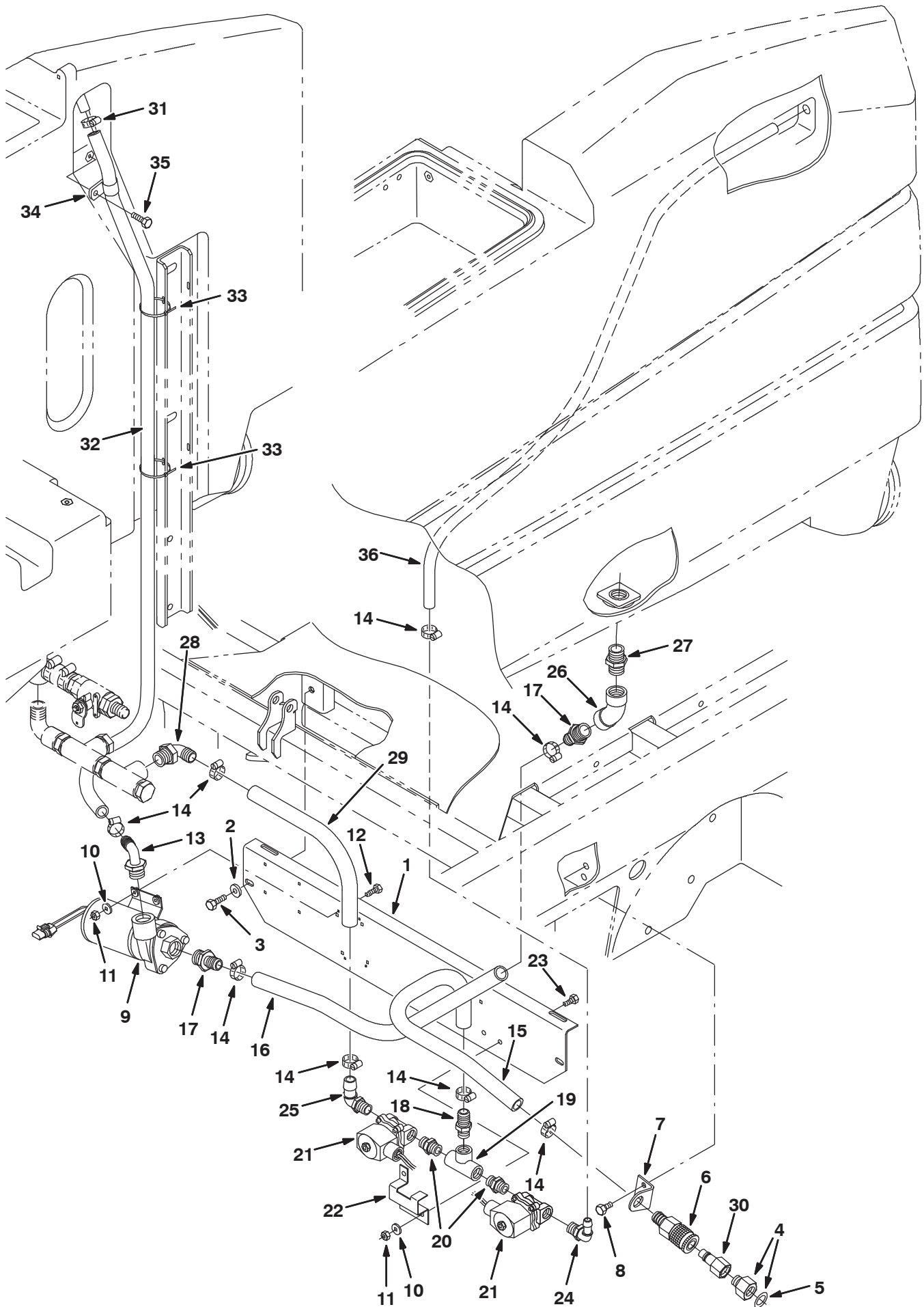


Fig. 16 - ES Pump Group

Ref.	Part No.	Serial Number	Description	Qty.
	1	1056864	(0000-) Angle, Mtg, Es, Iron Gray	1
	2	01685	(0000-) Washer, Flt, .31 Ss	2
	3	09010	(0000-) Screw, Hex, M08 X 1.25 X 25, Ss	2
▽	4	375322	(0000-) Kit, Ftg, Garden Hose	1
▲	5	01316	(0000-) Washer, Rbr, .12 0.66B 1.00D	1
	6	24105	(0000-) Fitting, Brs, Qdc, Bm12/Qf08	1
	7	1056866	(0000-) Bracket, Mtg, Es, Iron Gray	1
	8	15675	(0000-) Screw, Hex, M08 X 1.25 X 16, Ss	2
	9	369865	(0000-) Pump, Solution, Impeller	1
	10	01684	(0000-) Washer, Flt, .25 Ss	7
	11	08712	(0000-) Nut, Hex, Lock, M06 X 1.0	7
	12	09007	(0000-) Screw, Hex, M06 X 1.0 X 25	4
	13	73468	(0000-) Fitting, Plstc, E90, Bm10/Pm12	1
	14	63810	(0000-) Clamp, Hose, Wormdrive	8
	15	376727	(0000-) Hose, Pvc, Brd, 0.75ld 1.03OD Bulk	1
	16	385666	(0000-) Hose, Pvc, Brd, 0.75id 1.00od 26.00l	1
	17	79273-2	(0000-) Fitting, Plstc, Str, Bm12/Pm12	2
	18	78398	(0000-) Fitting, Plstc, Str, Bm12/Pm08	1
	19	79497	(0000-) Fitting, Plstc, Tee, Pf08/Pf08/Pf08	1
	20	86508	(0000-) Fitting, Plstc, Str, Pm08/Pm08	2
	21	41410	(0000-) Valve, Solenoid, 36vdc	2
	22	364545	(0000-) Bracket, Sppt, Auto Fill	1
	23	15678	(0000-) Screw, Hex, M06 X 1.0 X 16	3
	24	63244-1	(0000-) Fitting, Plstc, E90, Bm08/Pm08	1
	25	63244-2	(0000-) Fitting, Plstc, E90, Bm12/Pm08	1
	26	10575	(0000-) Fitting, Plstc, E45, Pf12/Pf12	1
	27	24544	(0000-) Fitting, Plstc, Str, Pm12/Pm12	1
	28	14877	(0000-) Fitting, Plstc, E90, Bm12/Pm12	1
	29	387340	(0000-) Hose, Water, Vyl, Brd, .75ld 14.0L	1
	30	33295	(0000-) Fitting, Qm, Male	1
	31	63810	(0000-) Clamp, Hose, Wormdrive	1
	32	387236	(0000-) Hose, Vyl, Brd, .62id 55.0l	1
	33	49266	(0000-) Tie, Cable, Nyl, 07.3l .19w 1.8 Max D	2
	34	69234	(0000-) Clamp, Cable, Stl, 1.00d X 0.62w, 1h	1
	35	49826	(0000-) Screw, Hex, M08 X 1.25 X 16, Ss, NI	1
	36	387285	(0000-) Hose, Pvc, Clr, 0.50id 0.69od 50.0l	1

Fig. 17 - ES Recovery Tank Group

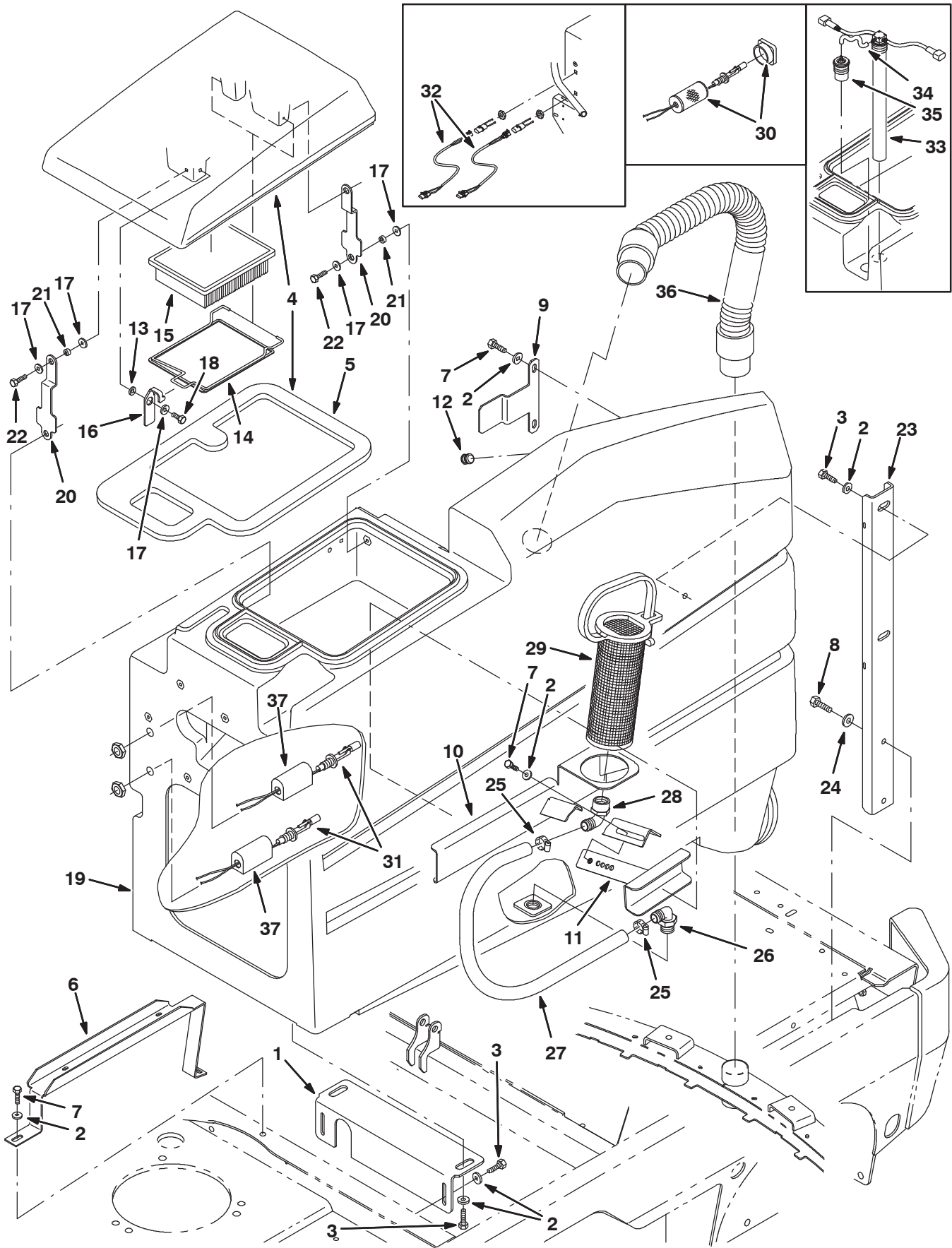


Fig. 17 - ES Recovery Tank Group

Ref.	Part No.	Serial Number	Description	Qty.
	1	386109	(0000-) Bracket, Mtg, Tank	1
	2	01685	(0000-) Washer, Flt, .31 Ss	14
	3	12273	(0000-) Screw, Hex, M08 X 1.25 X 20, Ss, NI	6
▽	4	386102	(0000-0199) Cover, Tank, Recvy	1
▲	5	386223	(0000-0199) Gasket, Tank, Recovery	1
▽	4	9006966	(0200-) Cover Kit, Recvy, W/ Gasket, Teal	1
▲	5	386223	(0200-) Gasket, Tank, Recovery	1
	6	386330	(0000-) Channel, Harness	1
	7	09740	(0000-) Screw, Hex, M08 X 1.25 X 20, Ss	6
	8	77347	(0000-) Screw, Hex, M10 X 1.5 X 35, Ss	2
	9	1056868	(0000-) Bracket, Retaining, Iron Grey	1
	10	386444	(0000-) Bracket Wldt, Tank	1
	11	386445	(0000-) Bracket Wldt, Tank	1
	12	386424	(0000-) Plug, Cap	1
	13	386785	(0000-) Spacer, Latch, Filter	1
	14	387615	(0000-) Bracket Wldt, Retainer, Fltr	1
	15	1037822	(0000-) Filter, Fan	1
	16	386325	(0000-) Bracket, Retaining, Filter	1
	17	01685	(0000-) Washer, Flt, 0.38B 0.88D .08, Ss	9
	18	15675	(0000-) Screw, Hex, M08 X 1.25 X 16, Ss	1
	19	387686	(0000-0199) Tank Kit, Recvy, W/ Label, Replmt [8300]	1
	19	9006975	(0200-) Tank Kit, Recvy, W/ Label, Replmt [8300]	1
	20	386108	(0000-) Bar	2
	21	360801	(0000-) Sleeve	4
	22	12273	(0000-) Screw, Hex, M08 X 1.25 X 20, Ss, NI	4
	23	386160	(0000-) Channel	1
	24	01686	(0000-) Washer, Flt, .38 Ss	2
	25	86824	(0000-) Clamp, Hose, Wormdrive, 0.56-1.06d	2
	26	14877	(0000-) Fitting, Plstc, E90, Bm12/Pm12	1
	27	387266	(0000-) Hose, Vyl, Brd, .75id 28.0l	1
	28	24543	(0000-) Fitting, Plstc, E90, Bm12/Pf12	1
	29	386652	(0000-) Strainer, Pump, Es	1
	30	375302	(0000-xxxx) Strainer, Soltn, Switch Guard (Repl By 1019285)	2
	31	222822	(0000-xxxx) Sensor, Level, Liquid [Magnetic]	2
	31	385685	(xxxx-) Sensor, Level, Liquid [Magnetic]	2
	32	369766	(0000-xxxx) Harness, Sensor, Jumper	2
	33	375430	(0000-0172) Kit, Replmt, Dual Press/14" Tube	1
	34	13292	(0000-0172) Hose, Vacuum, 0.16id X 05.0l	1
	35	385750	(0000-0172) Tube Assy, 2 Inch	1
	36	386267	(0000-) Hose, Vacuum, 89.0l	1
	37	1019285	(xxxx-) Bracket, Protector, Float Switch	1

Fig. 18 - ES Clean-Out Wand Group

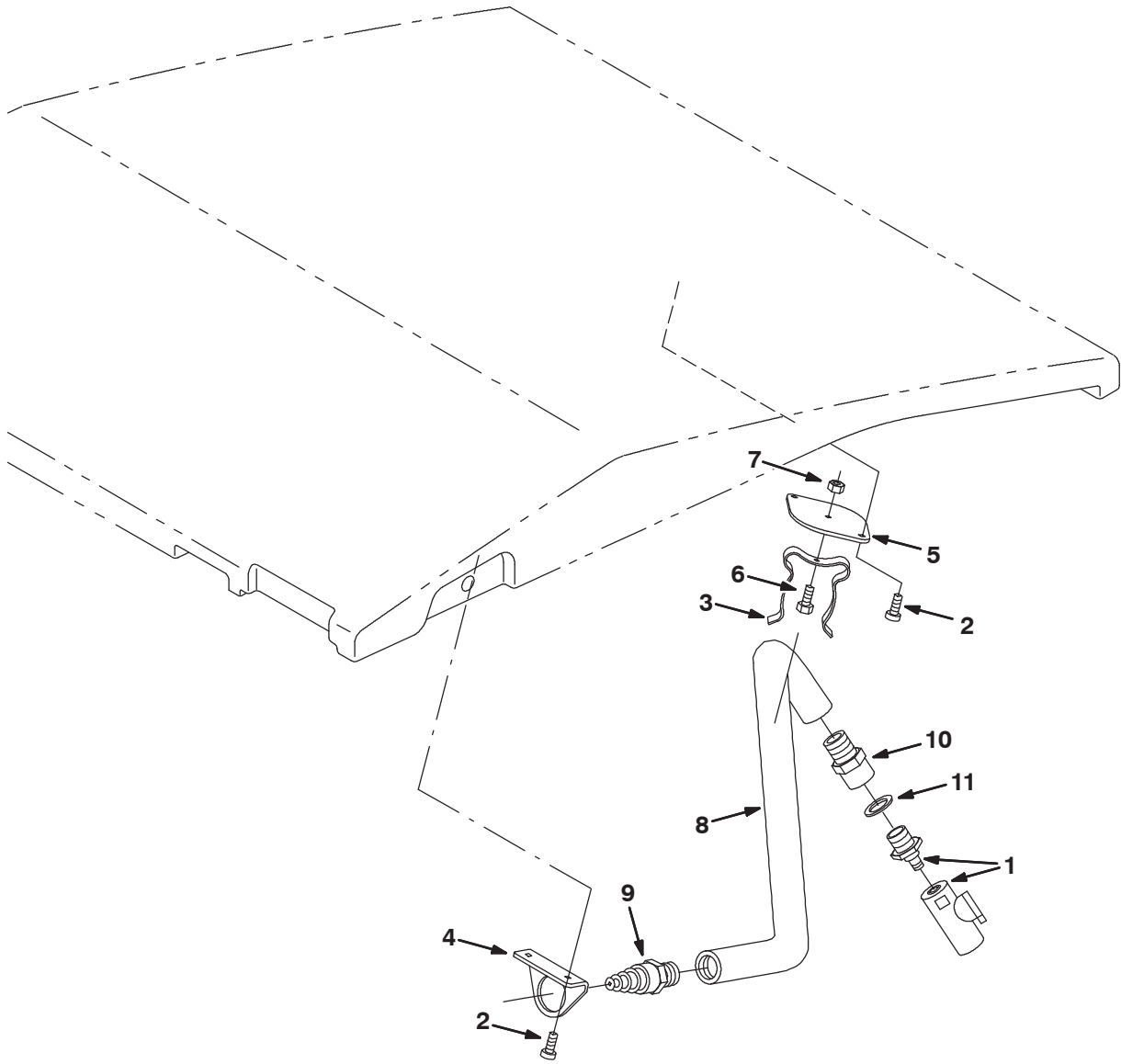


Fig. 18 - ES Clean-Out Wand Group

Ref.	Part No.	Serial Number	Description	Qty.
1	382991	(0000-) Valve, Flow Control, Hose Adapter	1
2	360943	(0000-) Screw, Pan, #10-14 X 0.75, F/ Plstc	2
3	67004	(0000-) Clip, Finger Grip	1
4	387225	(0000-) Angle, Wand, Clean-Out	1
5	387226	(0000-) Plate, Wand, Clean-Out	1
6	09206	(0000-) Screw, Hex, M04 X 0.7 X 12, 8.8	1
7	02850	(0000-) Nut, Hex, Lock, M04 X 0.7, NI	1
8	387109	(0000-) Wand, Clean-Out	1
9	387159	(0000-) Nozzle, Water	1
10	387160	(0000-) Fitting, Plstc, Str, Pm08/[Garden Hose]F	1
11	387161	(0000-) Washer, Rbr, .68idx1.0od	1

Fig. 19 - FaST Solution Tank Group

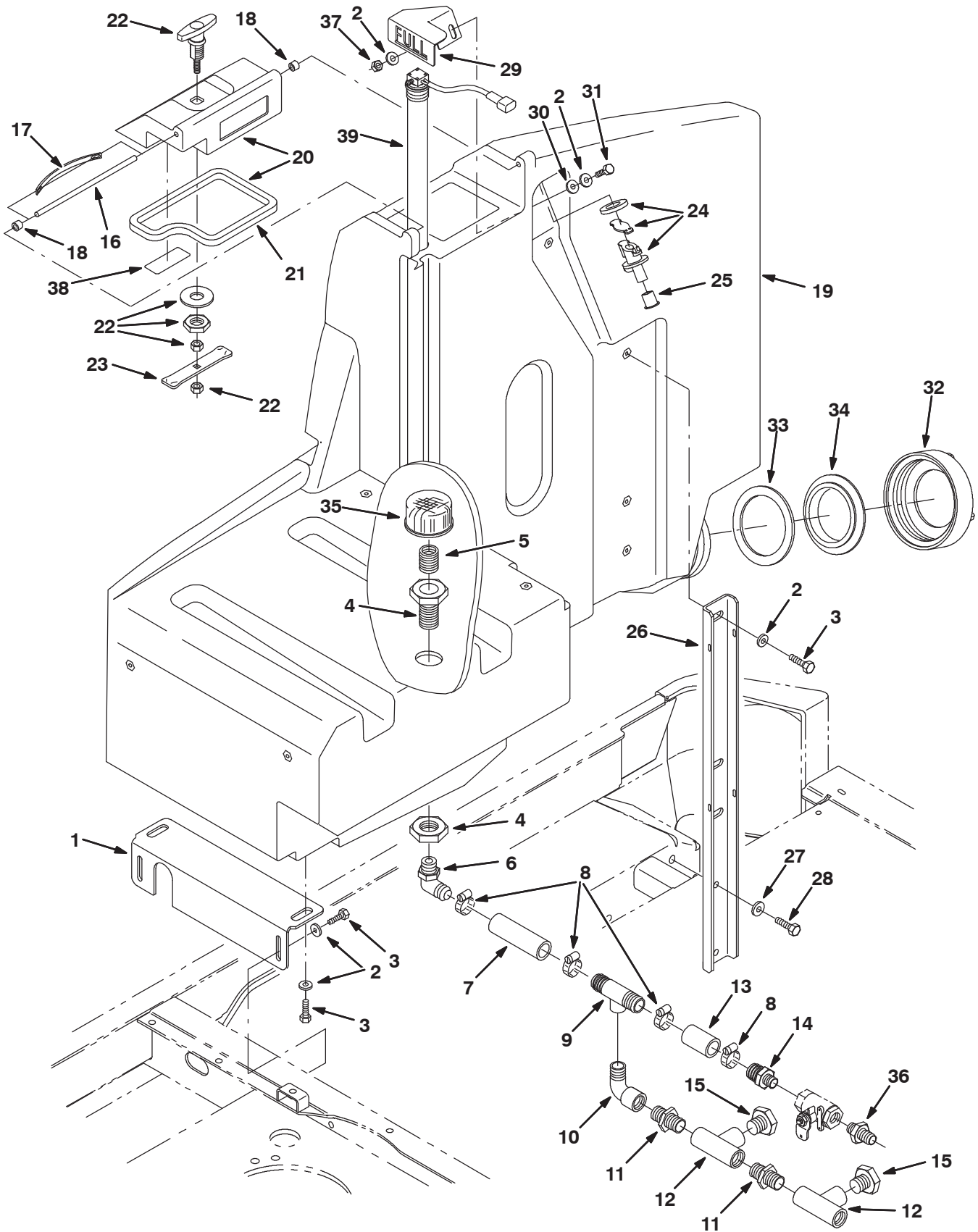


Fig. 19 - FaST Solution Tank Group

Ref.	Part No.	Serial Number	Description	Qty.	
1	1056849	(0000-) Bracket, Mtg, Tank, Iron Gray	1	
2	01685	(0000-) Washer, Flt, .31 Ss	9	
3	12273	(0000-) Screw, Hex, M08 X 1.25 X 20, Ss, NI	7	
4	386224	(0000-) Fitting, Plstc, Bkhd, Pf16/Pf16	1	
5	223499	(0000-) Fitting, Plstc, Str, Pm16/Pm16 Close	1	
6	365093	(0000-) Fitting, Plstc, E90, 16bm/16pm	1	
7	386420	(0000-) Hose, Water, 1.0id 4.5l	1	
8	11399	(0000-) Clamp, Hose, Wormdrive, 0.81-1.50d	4	
9	365096	(0000-) Fitting, Plstc, Tee, Bm16/Pf12/Bm16	1	
10	69785	(0000-) Fitting, Plstc, E90, Pm12/Pf12	1	
11	24544	(0000-) Fitting, Plstc, Str, Pm12/Pm12	2	
12	42133A	(0000-) Fitting, Plstc, Tee, Pf12/Pf12/Pf12	2	
13	386421	(0000-) Hose, Water, 1.0id 2.25l	1	
14	57379	(0000-) Fitting, Plstc, Str, Pm12/Bm16	1	
15	75611	(0000-) Fitting, Plstc, Plug, Pm12	2	
16	386419	(0000-) Pin, Hinge, Cover	1	
17	386643	(0000-) Spring, Cover	1	
18	49740	(0000-) Cap, Plastic	2	
19	387684	(0000-0199) Tank Kit, Soltn, W/ Label, Replmt [8300]	1	
19	9006973	(0200-) Tank Kit, Soltn, W/ Label, Teal, Replmt	1	
▽	20	387594	(0000-0199) Cover Kit, Soltn, W/ Gasket	1
▲	21	386320	(0000-0199) Gasket, Celr Ure, .50, 05.94w 08.88l,Adh	1
▽	20	9006967	(0200-) Cover Kit, Soltn, W/ Gasket, Teal	1
▲	21	386320	(0200-) Gasket, Celr Ure, .50, 05.94w 08.88l,Adh	1
22	386324	(0000-) Handle	1	
23	386222	(0000-) Bar	1	
24	78842	(0000-) Kit, Valve, Check	1	
25	78740	(0000-) Plug, Cap	1	
26	386160	(0000-0199) Channel	1	
26	1056382	(0200-) Channel, .19, 2.5w 1.0 29.3l, H&S, Gray	1	
27	01686	(0000-) Washer, Flt, .38 Ss	2	
28	77347	(0000-) Screw, Hex, M10 X 1.5 X 35, Ss	2	
29	387061	(0000-) Bracket, Full	1	
30	63416	(0000-) Washer, 0.31b 0.88d .12, Rbr	1	
31	09011	(0000-) Screw, Hex, M08 X 1.25 X 30, Ss	1	
32	23456	(0000-) Cap, Tank, Drain, 6.17 Thread Pye	1	
33	1031699	(0000-) Gasket	1	
34	86636	(xxxx-) Cover, Tank	1	
35	20810	(xxxx-) Filter, Soltn, 20mesh, Pf16 3.1d 02.3l	1	
36	79273-2	(0000-) Fitting, Plstc, Str	1	
37	08713	(0000-) Nut, Hex, M08.....	1	
38	391451	(0000-) Label, Attention Fast	1	
39	375431	(0000-) Repl Kit, Press Switch 34" tube	1	

Fig. 20 - FaST Recovery Tank Group

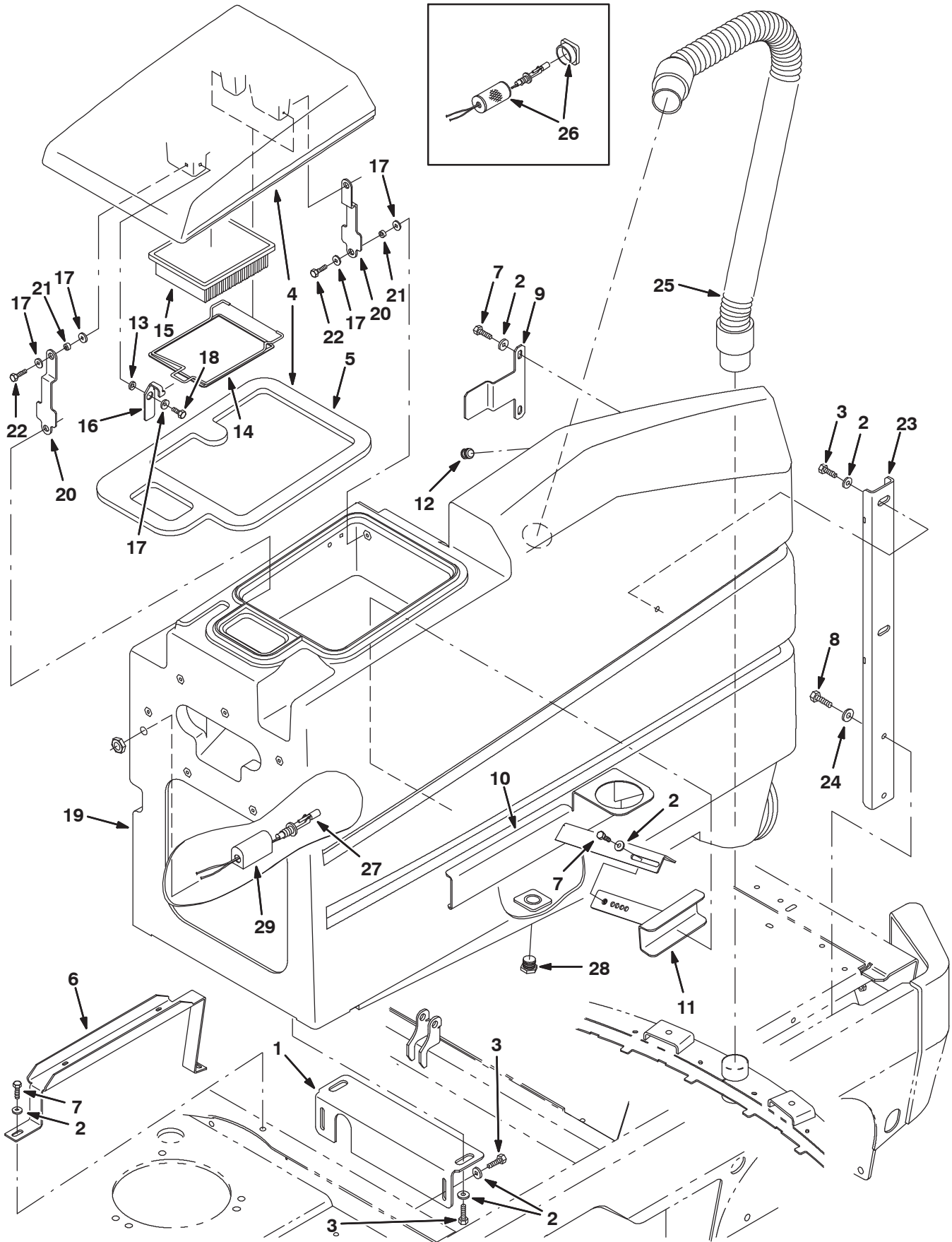


Fig. 20 - FaST Recovery Tank Group

Ref.	Part No.	Serial Number	Description	Qty.
	1	1056849	(0000-) Bracket, Mtg, Tank, Iron Gray	1
	2	01685	(0000-) Washer, Flt, .31 Ss	14
	3	12273	(0000-) Screw, Hex, M08 X 1.25 X 20, Ss, NI	6
▽	4	387593	(0000-0199) Kit, Cover, Recvy, W/Gasket	1
▲	5	386223	(0000-0199) Gasket, Tank, Recovery	1
▽	4	9006966	(0200-) Cover Kit, Recvy, W/ Gasket, Teal	1
▲	5	386223	(0200-) Gasket, Ure, .50, 12.65w 18.89l, Adh	1
	6	1056857	(0000-) Bracket, Harness, Iron Gray	1
	7	09740	(0000-) Screw, Hex, M08 X 1.25 X 20, Ss	6
	8	77347	(0000-) Screw, Hex, M10 X 1.5 X 35, Ss	2
	9	386414	(0000-) Bracket, Retaining	1
	10	386444	(0000-) Bracket Wldt, Tank	1
	11	386445	(0000-) Bracket Wldt, Tank	1
	12	386424	(0000-) Plug, Cap	1
	13	386785	(0000-) Spacer, Latch, Filter	1
	14	387615	(0000-) Bracket Wldt, Retainer, Fltr	1
	15	1037822	(0000-) Filter, Fan	1
	16	386325	(0000-) Bracket, Retaining, Filter	1
	17	01685	(0000-) Washer, Flt, 0.38B 0.88D .08, Ss	9
	18	15675	(0000-) Screw, Hex, M08 X 1.25 X 16, Ss	1
	19	387686	(0000-0199) Tank Kit, Recvy, W/ Label, Replmt [8300]	1
	19	9006975	(0200-) Tank Kit, Recvy, W/ Label, Teal, Replmt [8300]	1
	20	386108	(0000-) Bar	2
	21	360801	(0000-) Sleeve	4
	22	12273	(0000-) Screw, Hex, M08 X 1.25 X 20, Ss, NI	4
	23	386160	(0000-) Channel	1
	24	01686	(0000-) Washer, Flt, .38 Ss	2
	25	386267	(0000-) Hose, Vacuum, 89.0l	1
	26	375302	(0000-xxxx) Strainer, Soltn, Switch Guard (Repl By 1019285)	1
	27	385685	(0000-) Sensor, Level, Liquid [Magnetic]	1
	28	75611	(0000-) Fitting, Plstc, Plug, Pm12	1
	29	1019285	(xxxx-) Bracket, Protector, Float Switch	1

Fig. 21 - FaST Solution Pump Group (0000-1121)

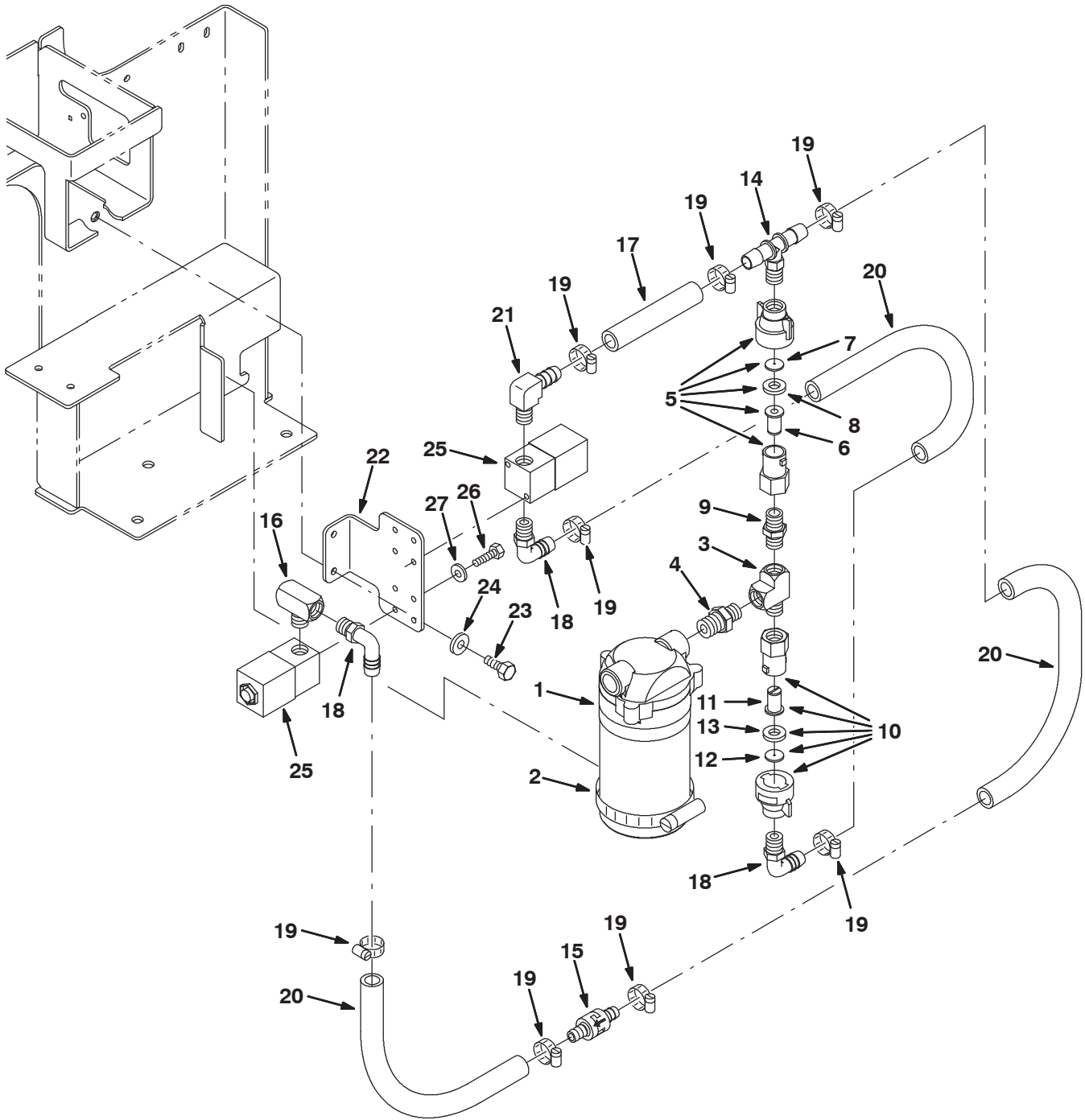


Fig. 21 - FaST Solution Pump Group (0000-1121)

Ref.	Part No.	Serial Number	Description	Qty.	
1	1005866	(0000-1121)) Pump, Soltn, Ele, 36vdc	1	
2	43555	(0000-1121)) Clamp, Hose, Wormdrive, 1.62-3.50d	1	
3	24929	(0000-1121)) Fitting, Brs, Tee, Pf04/Pf04/Pm04	1	
4	1010835	(0000-1121)) Fitting, Brs, Str, Pm04/Pm06	1	
▽	5	1010655	(0000-1121)) Fitting Assy, Cap, 0.067b, Pf04	1
▲	6	1006447	(0000-1121)) Screen, 50 Mesh, Ss	1
▲	7	1010658	(0000-1121)) Plate, Orifice, 0.067id	1
▲	8	1005508	(0000-1121)) Washer, Flat, 0.34b 0.75d 0.12, Viton	1
	9	398468	(0000-1121)) Fitting, Brs, Str, Pm04/Pm04	1
▽	10	1010660	(0000-1121)) Fitting Assy, Cap, 0.086b, Pf04	1
▲	11	1006447	(0000-1121)) Screen, 50 Mesh, Ss	1
▲	12	1010661	(0000-1121)) Plate, Orifice, 0.086id	1
▲	13	1005508	(0000-1121)) Washer, Flat, 0.34b 0.75d 0.12, Viton	1
	14	1010791	(0000-1121)) Fitting, Plstc, Tee, Bm08/Pm04/Bm08 Nyl	1
	15	1010614	(0000-1121)) Valve, Check, 2 Gpm 3" 06bm/08bm	1
	16	53268	(0000-1121)) Fitting, Brs, Tee, Pf04/Pm04/Pf04	1
	17	1011403	(0000-1121)) Hose, Afmkt Replmt, Pvc, Brd 0.50id 1 Ft	1
	18	1010713	(0000-1121)) Fitting, Plstc, E90, Bm08/Pm04 Nyl	3
	19	54333	(0000-1121)) Clamp, Hose, Wormdrive, 0.31-0.88d	8
	20	1011521	(0000-1121)) Hose, Afmkt Replmt, Pvc, Brd 0.50id 2 Ft	3
	21	1010836	(0000-1121)) Fitting, Brs, E90, Pm04/Bm08	1
	22	1011217	(0000-1121)) Bracket, Mtg, Valve, Solenoid	1
	23	06942	(0000-1121)) Screw, Hex, M6 X 1.0 X 16, 8.8	2
	24	32490	(0000-1121)) Washer, Flat, 0.25 Std	2
	25	1028581	(0000-1121)) Valve, Water, 36vdc, 6.0mm, 04pf	2
	26	09252	(0000-1121)) Screw, Hex, M5 X 0.8 X 20, 8.8	4
	27	19066	(0000-1121)) Washer, Flat, #10	4

Fig. 22 - FaST Air Pump and Detergent Group (0000-1121)

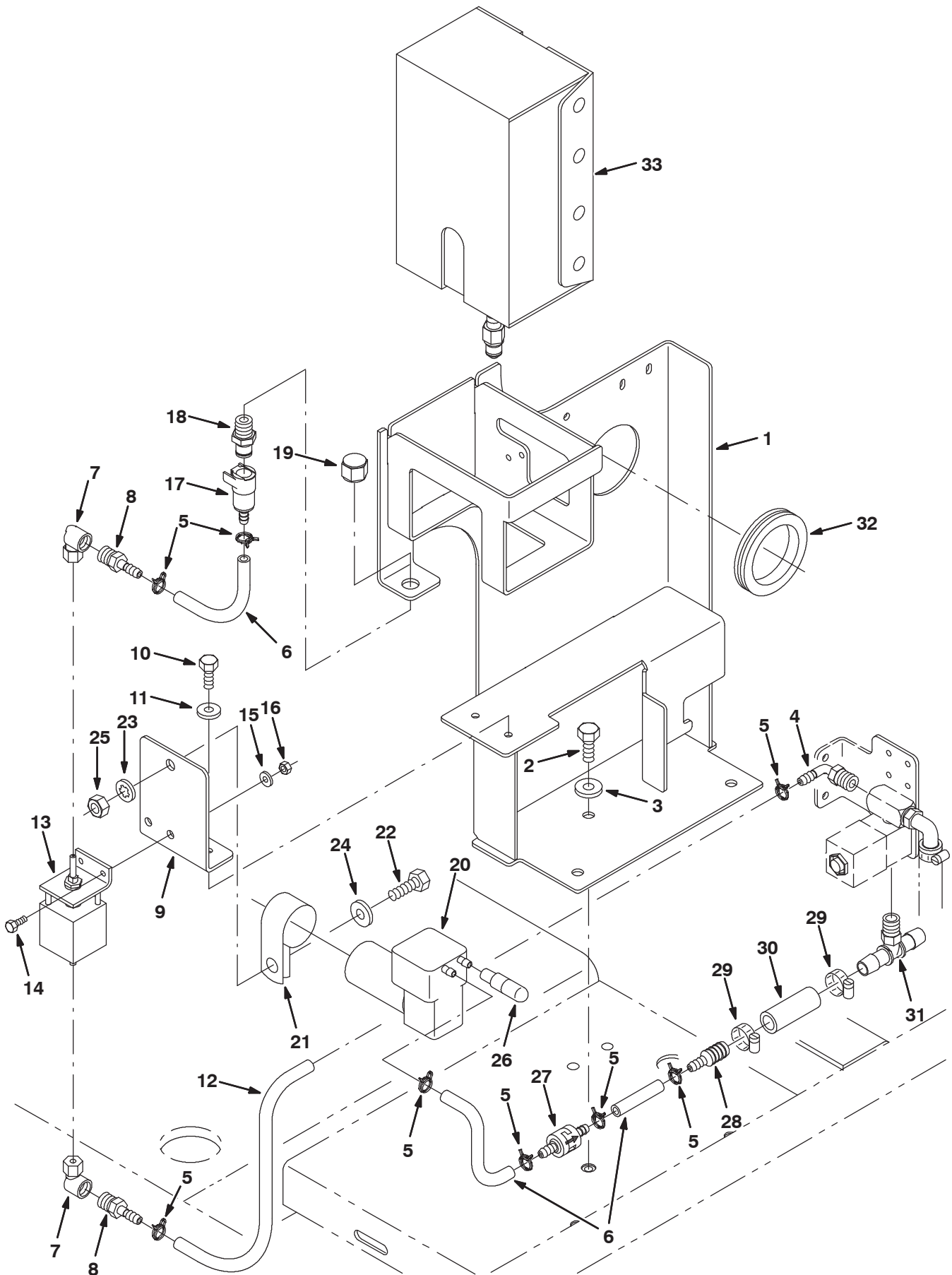


Fig. 22 - FaST Air Pump and Detergent Group (0000-1121)

Ref.	Part No.	Serial Number	Description	Qty.
1	1024009	(0000-1121)) Bracket Wldt [7300/8300 FaST]	1
2	16931	(0000-1121)) Screw, Hex, M8 X 1.25 X 20, 8.8	3
3	32491	(0000-1121)) Washer, Flat, 0.31 Std	3
4	1011170	(0000-1121)) Fitting, Plstc, E90, Bm04/Pm04 Nyl	1
5	613735	(0000-1121)) Clamp, Hose .40 - .42 2 Wire	8
6	1014987	(0000-1121)) Hose, Afmkt, Pvc, Clr 0.25id 1 Ft	2
7	1014082	(0000-1121)) Fitting, Brs, E90, Cf03/Pf02	2
8	150525	(0000-1121)) Fitting 1/8mx1/4h Barb Brs	2
9	1013866	(0000-1121)) Bracket, Mtg, Pump, Detgt [7300/8300]	1
10	06942	(0000-1121)) Screw, Hex, M6 X 1.0 X 16, 8.8	2
11	32490	(0000-1121)) Washer, Flat, 0.25 Std	2
12	1014986	(0000-1121)) Hose, Afmkt, Pvc, Clr 0.25id 2 Ft	1
13	1014056	(0000-1121)) Pump, Detgt, 560s	1
14	09206	(0000-1121)) Screw, Hex, M4 X 0.7 X 12, 8.8	2
15	19064	(0000-1121)) Washer, Flat, #06	2
16	02850	(0000-1121)) Nut, Hex, Lock, M 4 X 0.7, NI	2
17	1002898	(0000-1121)) Coupling, Fem, W/ Valve, .25 Brb	1
18	1002899	(0000-1121)) Coupling, Mal, .25 Npt	1
19	1005435	(0000-1121)) Fitting, Plstc, Cap, Pf04	1
20	1008211	(0000-1121)) Pump, Air, Ele, 36vdc	1
21	53466	(0000-1121)) Clamp, Cable, Stl, 1.50d X 1.00w, 1h	1
22	09010	(0000-1121)) Screw, Hex, M8 X 1.25 X 25, Ss	1
23	32984	(0000-1121)) Washer, Lock, Int, .31	1
24	32491	(0000-1121)) Washer, Flat, 0.31 Std	1
25	08709	(0000-1121)) Nut, Hex, Lock, M8 X 1.25, NI	1
26	1005255	(0000-1121)) Filter Assy, Air, Molded Ure	1
27	1010871	(0000-1121)) Valve, Check, 2 Gpm 0.5psi Bm04/Bm04	1
28	25620	(0000-1121)) Fitting, Plstc, Str, Bm04/Bm08	1
29	54333	(0000-1121)) Clamp, Hose, Wormdrive, 0.31-0.88d	2
30	1011403	(0000-1121)) Hose, Afmkt Replmt, Pvc, Brd 0.50id 1 Ft	1
31	1010791	(0000-1121)) Fitting, Plstc, Tee, Bm08/Pm04/Bm08 Nyl	1
32	10632-19	(0000-1121)) Grommet, Rbr, 2.13id, F/ 2.5h, .12 Matl	1
33	1017015	(0000-1121)) Detergent Pkg, 2 Liter, Sgl, 365	1
33	1017022	(0000-1121)) Detergent Pkg, 2 Liter, Sgl, 665	1
33	1021878	(0000-1121)) Detergent Pkg, 4 Liter, Sgl [Tco 665]	1

Fig. 23 - FaST Foam Filter Group (0000-1121)

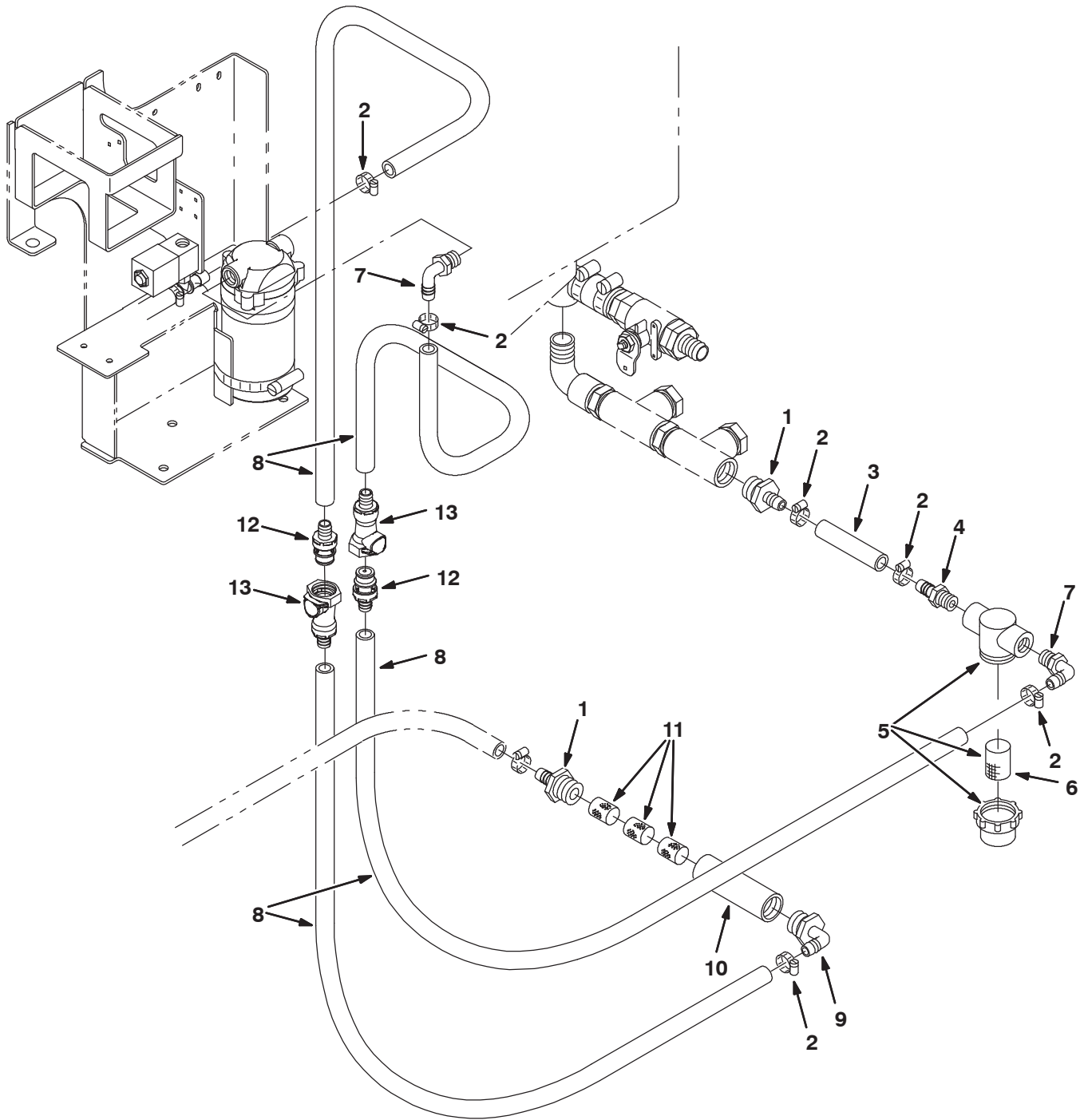


Fig. 23 - FaST Foam Filter Group (0000-1121)

☐ Serial number/ Seriennummer/ Numéro de Serie from/ab/du-to/bis/à (0000-1121)

Ref.	Part No.	Serial Number	Description	Qty.	
1	79273-1	(0000-1121) Fitting, Plstc, Str, Bm08/Pm12	1	
2	54333	(0000-1121) Clamp, Hose, Wormdrive, 0.31-0.88d	6	
3	1011403	(0000-1121) Hose, Afmkt Replmt, Pvc, Brd 0.50id 1 Ft	1	
4	64743	(0000-1121) Fitting, Plstc, Str, Bm08/Pm06	1	
▽	5	1005302	(0000-1121) Filter, Inline, Pf06/Pf06, 80 Mesh	1
▲	6	1005304	(0000-1121) Screen, Filter, 80 Mesh	1
7	64778	(0000-1121) Fitting, Plstc, E90, Bm08/Pm06	2	
8	1011835	(0000-1121) Hose, Afmkt Replmt, Pvc, Brd 0.50id 20ft	1	
9	1005552	(0000-1121) Fitting, Plstc, E90, Bm08/Pm12, Nyl	1	
10	1005086	(0000-1121) Tube, Pvc, Shc80, Clear, 4.0l	1	
11	1002789	(0000-1121) Filter, Foam	3	
12	1017415	(0000-1121) Coupling Insert, Qm, Bm08	1	
13	1017413	(0000-1121) Coupling Body, Qf, Pm08	1	

Fig. 24 - FaST Pumps and Detergent Group (1122-)

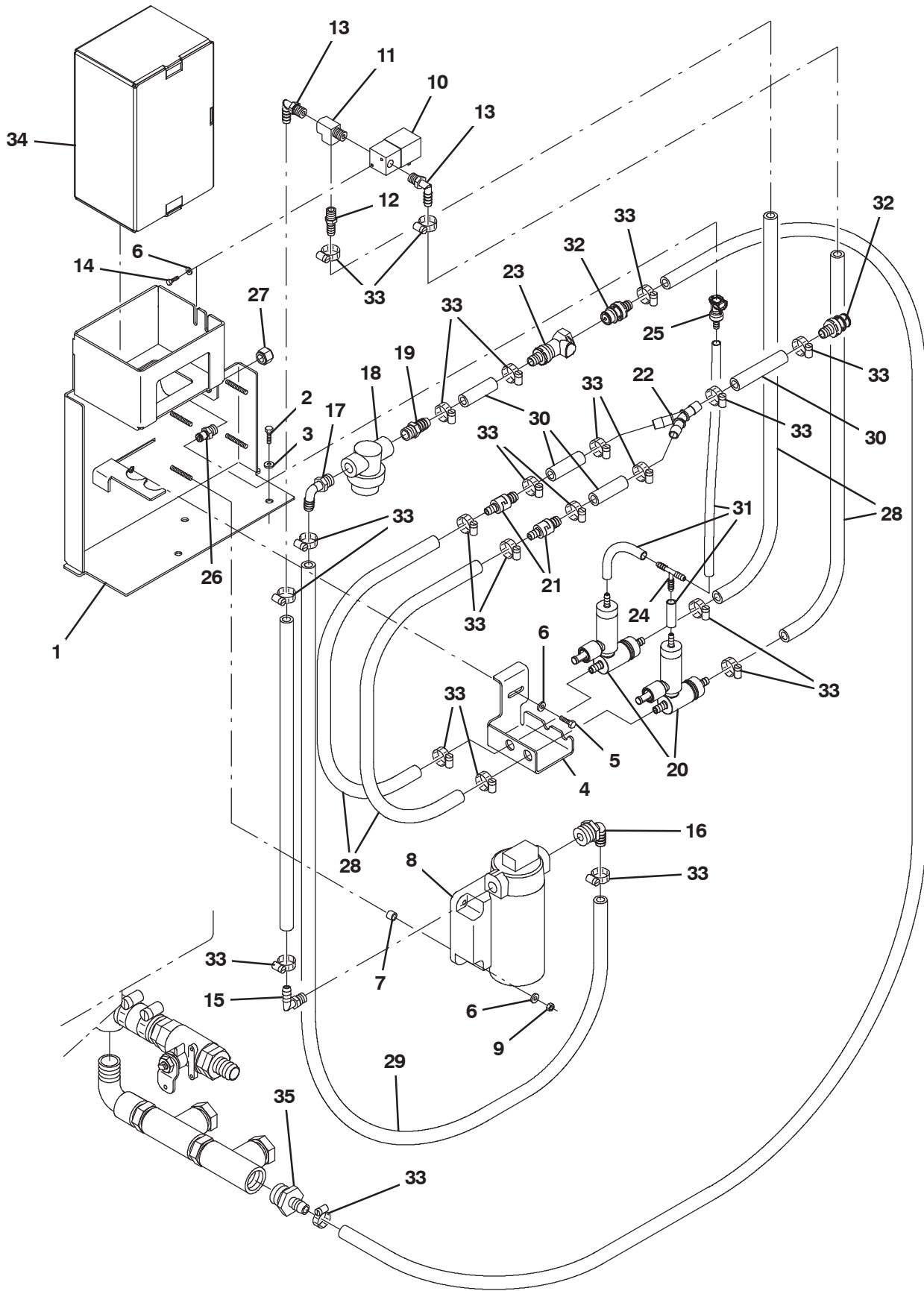


Fig. 24 - FaST Pumps and Detergent Group (1122-)

Ref.	Part No.	Serial Number	Description	Qty.
1	1050771	(1122-) Bracket Wldt [7300/8300 Fast li+]	1
2	16735	(1122-) Screw, Hex, M8 X 1.25 X 16, 8.8	3
3	32491	(1122-) Washer, Flat, 0.31, Std	3
4	1050805	(1122-) Bracket, Mtg [Fast li+]	1
5	06942	(1122-) Screw, Hex, M6 X 1.00 X 16, 8.8	1
6	01683	(1122-) Washer, Flat, 10, Ss	7
7	360801	(1122-) Sleeve, 0.32b 0.50d 0.3l, 2cham, Ss	4
8	1045633	(1122-) Pump, Soltn, 36vdc, 65psi [Fast li+]	1
9	06549	(1122-) Nut, Hex, Lock, M5 X 0.80, NI	4
10	1028581	(1122-) Valve, Water, Solenoid, 36vdc 6.0mm Pf04	1
11	150709	(1122-) Fitting, Brs, Tee, Pm04/Pf04/Pf04, Run	1
12	150540	(1122-) Fitting, Plstc, Str, Bm06/Pm04	1
13	57248	(1122-) Fitting, Plstc, E90, Bm06/Pm04, Nyl	2
14	12312	(1122-) Screw, Hex, M5 X 0.80 X 12, 8.8	2
15	1049259	(1122-) Fitting, Nyl, Qdc, E90, Bm06/ Qm10	1
16	1049254	(1122-) Fitting, Nyl, Qdc, E90, Bm08/ Qm10	1
17	64778	(1122-) Fitting, Plstc, E90, Bm08/Pm06	1
18	1005302	(1122-) Filter, In-Line, Pf06/Pf06 080mesh 02.6l	1
19	64743	(1122-) Fitting, Plstc, Str, Bm08/Pm06	1
20	1050333	(1122-) Injector Assy, High, .052 .010[FaST II+] (See Breakdowns)	2
21	1035794	(1122-) Valve, Check, 0005psi Bm06/Bm08	2
22	1010668	(1122-) Fitting, Plstc, Y, Bm08/Bm08/Bm08, Nyl	1
23	1017413	(1122-) Housing, Cplg, Qf / Pm08	2
24	150713	(1122-) Fitting, Plstc, Tee, Bm04/Bm04/Bm04	1
25	1002898	(1122-) Fitting, Plstc, Str, Bm04, Cplg, Fem	1
26	1002899	(1122-) Fitting, Plstc, Str, Pm04, Cplg, Mal	1
27	1005435	(1122-) Fitting, Plstc, Pipe, Cap, Pf04	1
28	1006400	(1122-) Hose, Afmkt, Pvc, Brd, 0.38id, 03ft, Clr	2
29	1011521	(1122-) Hose, Afmkt, Pvc, Brd, 0.50id, 02ft, Clr	1
30	1011403	(1122-) Hose, Afmkt, Pvc, Brd, 0.50id, 01ft, Clr	1
31	1014986	(1122-) Hose, Afmkt, Pvc, Clr, 0.25id, 02ft	1
32	1017415	(1122-) Insert, Cplg, Qm, Bm08	2
33	54333	(1122-) Clamp, Hose, Wormdrive, 0.31-0.88d, .31w	22
34	1021878	(1122-) Fast 665 4 Ltr, Detergent	1
34	9002022	(1122-) Fast 965 4 Ltr, Detergent	1
35	79273-1	(1122-) Fitting, Plstc, Str, Bm08/Pm12	1

Fig. 25 - Recovery Tank Drain Group

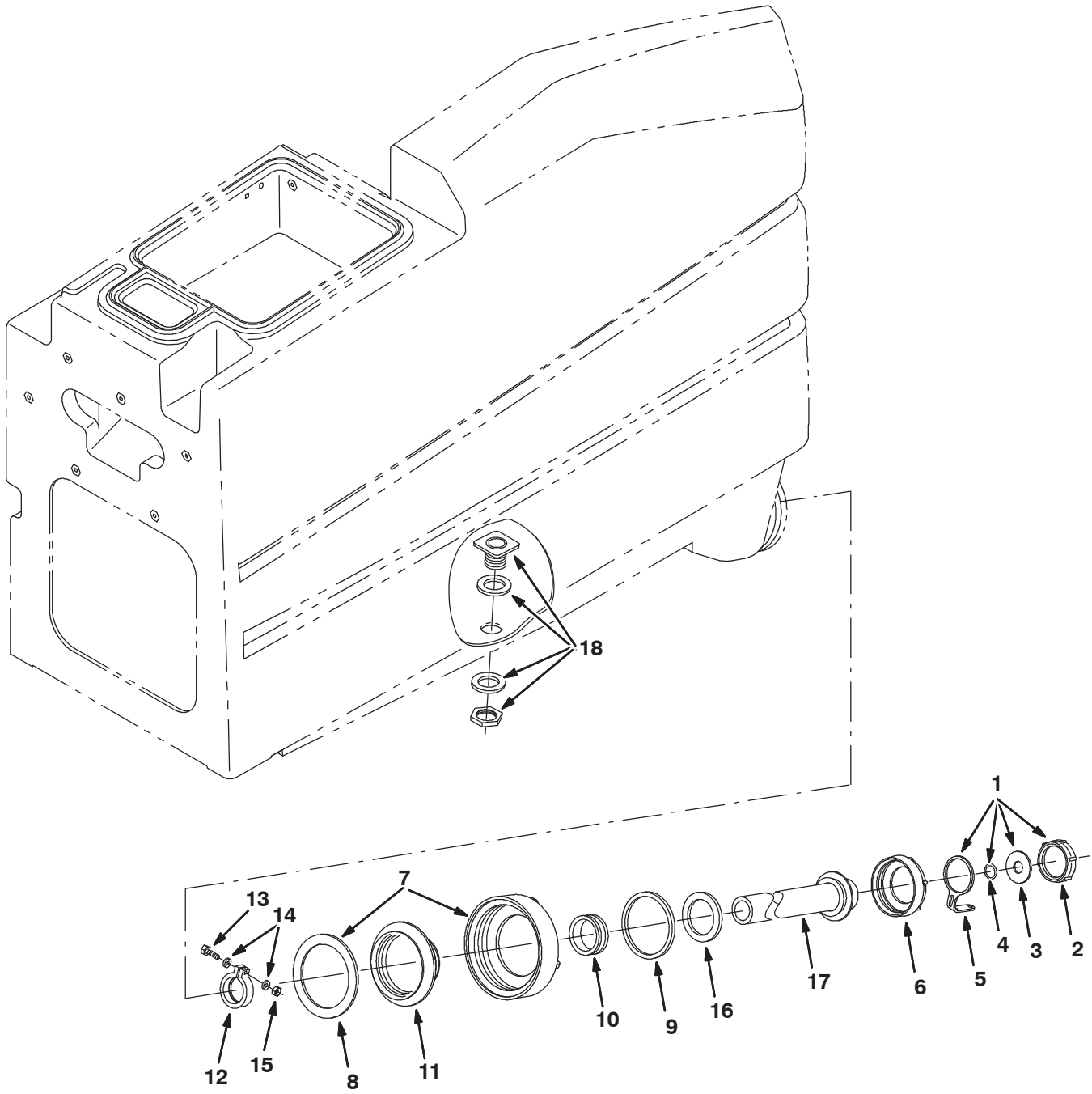


Fig. 25 - Recovery Tank Drain Group

Ref.	Part No.	Serial Number	Description	Qty.
▽	387201	(0000-) Hose Assy, Drain	1
▲▽	1 32501	(0000-) Kit, Cap, Drain	1
▲▲	2 32613	(0000-) Cap, Tank, Drain, 2.25 Thread Pye	1
▲▲	3 32614	(0000-) Gasket, Cap	1
▲▲	4 32669	(0000-) Ring, Retaining, Ext, 0.75d, Ss	1
▲▲	5 32508	(0000-) Strap	1
▲	6 14880	(0000-) Cap, Tank, Drain, 3.85 Thread Pye	1
▲▽	7 24358	(0000-) Cap, Tank	1
▲▲	8 1031699	(0000-) Gasket, .19, 4.05id 5.29od [Buna]	1
▲	9 79320	(0000-) Gasket, Cap, Drain	1
▲	10 41421	(0000-) Seal	1
▲	11 14864	(0000-) Cover, Insert	1
▲	12 41454	(0000-) Clamp, Hose, Plstc, 1.60d X 0.62w	1
▲	13 12316	(0000-) Screw, Hex, M05 X 0.8 X 25, Ss	1
▲	14 01683	(0000-) Washer, Flt, #10 Ss	1
▲	15 09739	(0000-) Nut, Hex, Lock, M05 X 0.8, NI, Ss	1
▲	16 41451	(0000-) Gasket, Lid	1
▲	17 386423	(0000-) Hose Assy, Drain	1
▲	18 377349	(0000-) Fitting, Plstc, Bkhd, Pf12/Pf12	1

Fig. 26 - Scrubber Vacuum Fan Group

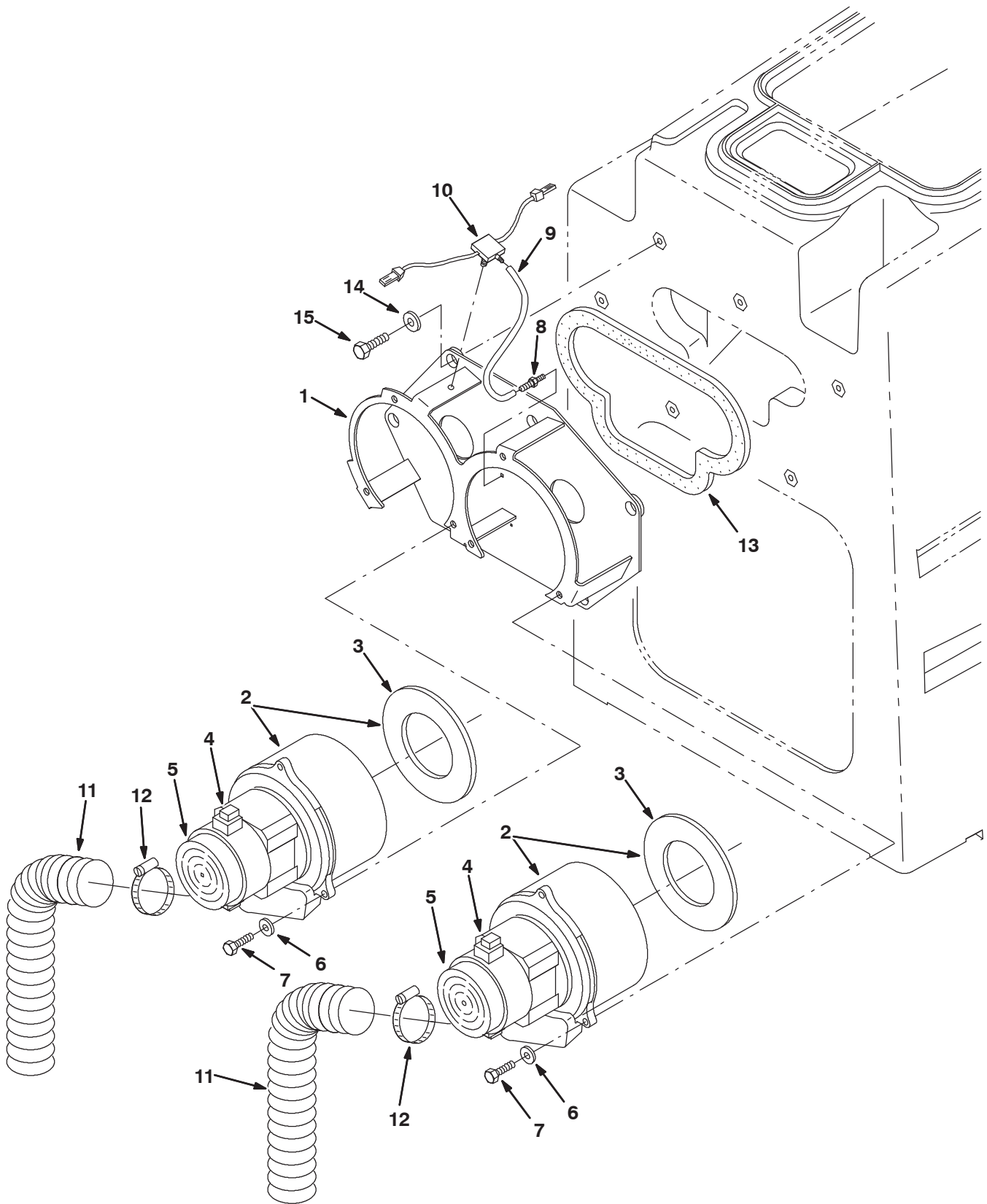


Fig. 26 - Scrubber Vacuum Fan Group

Ref.	Part No.	Serial Number	Description	Qty.
1	386321	(0000-1096) Bracket Wldt, Mtg, Fan	1
1	1056941	(1097-) Bracket Wldt, Mtg, Fan, Iron Gray	1
▽	2	17363	(0000-xxxx) Fan Assy, Vacuum (See Breakdown) (Replaced by 398520)	2
▲	3	223264	(0000-xxxx) Seal, Rbr, Clsd, 0.25th, 5.8d 03.3h	1
▽	2	398520	(xxxx-1096) Fan Assy, Vacuum (See Breakdown)	2
▲	3	223264	(xxxx-1096) Seal, Rbr, Clsd, 0.25th, 5.8d 03.3h	1
▽	2	9004054	(1097-) Motor Kit, Vacuum, Replmt	1
▲	3	223264	(1097-) Seal, Rbr, Clsd, 0.25th, 5.8d 03.3h	1
4	1041772	(1097-) Brush Kit, Motor	
5	1041766	(1097-) Cover, Cooling Fan	
6	32483	(0000-) Washer, Flat, 0.25, Sae	6
7	06943	(0000-) Screw, Hex, M6 X 1.00 X 20, 8.8	6
8	40607	(0000-) Fitting, Brs, Str, Pm02/Bm03	1
9	13292	(0000-) Hose, Vacuum, 0.16id X 05.0l	1
10	386349	(0000-) Switch, Vacuum, Dual Level	1
11	387499	(0000-) Hose, Vacuum	2
12	22297	(0000-) Clamp, Hose, Wormdrive, 1.56-2.50d	2
13	386323	(0000-) Gasket, Mtg, Fan	1
14	13248	(0000-) Washer, 0.40b 1.12d .12, Stl, PI	6
15	15675	(0000-) Screw, Hex, M08 X 1.25 X 16, Ss	6

Fig. 27 - Scrub Head Lift Group

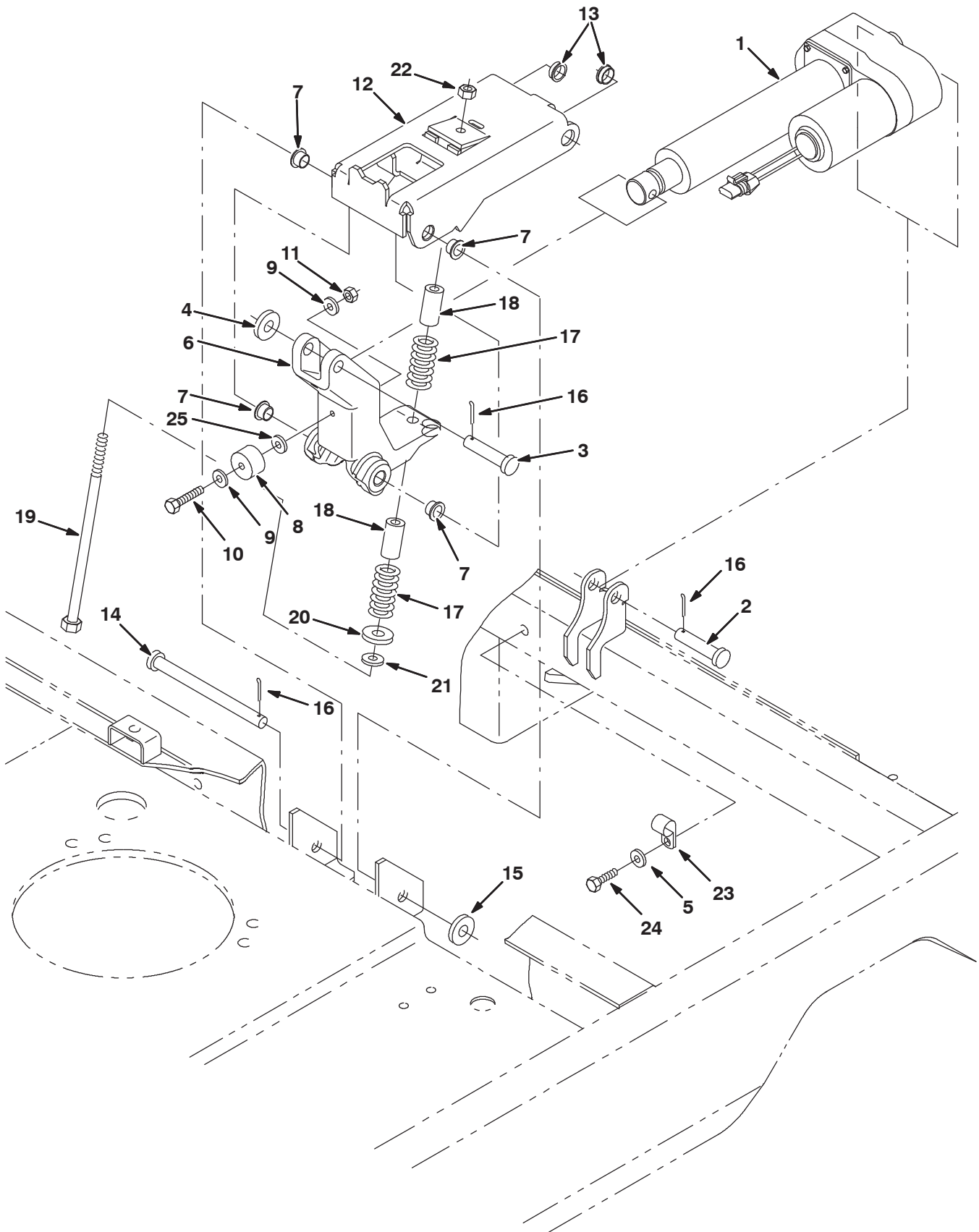


Fig. 27 - Scrub Head Lift Group

Ref.	Part No.	Serial Number	Description	Qty.
1	386985	(0000-) Actuator, 36vdc, 7.0stroke, 700lb	1
2	43290	(0000-) Pin, Clevis, 0.50 D X 1.75l	1
3	06279	(0000-) Pin, Clevis, 0.50 D X 2.50l	1
4	32493	(0000-) Washer, Flt, .50 Std	1
5	01684	(0000-) Washer, Flt, .25 Ss	1
6	1056919	(0000-) Bellcrank, Lift, Head, Iron Gray	1
7	15648	(0000-) Bushing, Flng, 0.50b 0.59d 0.38l	4
8	386988	(0000-) Bumper, Rbr, 1.19d .72l	1
9	01683	(0000-) Washer, Flt, #10 Ss	2
10	12316	(0000-) Screw, Hex, M05 X 0.8 X 25, Ss	1
11	09739	(0000-) Nut, Hex, Lock, M05 X 0.8, NI, Ss	1
12	1056842	(0000-) Arm Wldt, Lift, Scb Head, Gray [7300]	1
13	04843	(0000-) Bushing, Flng, 0.63b 0.72d 0.25l	2
14	51225	(0000-) Pin, Clevis, 0.50 D X 5.50l	1
15	41619	(0000-) Washer, Flt, .50 Ss	1
16	08182	(0000-) Pin, Cotter, .125 X 1.00	3
17	386049	(0000-) Spring, Cmpr, 1.5 Od .75id X 2.5l	2
18	386961	(0000-) Sleeve, .38b X .75d X 1.5l, Bronze	2
19	14455	(0000-) Screw, Hex, M08 X 1.25 X 160, 8.8	1
20	41619	(0000-) Washer, Flt, .50 Ss	1
21	01685	(0000-) Washer, Flt, .31 Ss	1
22	08713	(0000-) Nut, Hex, Lock, M08 X 1.25,NI, Ss	1
23	26395-1	(0000-) Clamp, Cable, Stl, 0.56d X 0.38w, 1h	1
24	12459	(0000-) Screw, Hex, M06 X 1.0 X 20, Fmg	1
25	13248	(0000-) Washer, Flat, 0.40b 1.12d .12, Stl, PI	1

Fig. 28 - Max Pro 1000 (Disc—Brush) Scrub Head Frame Group

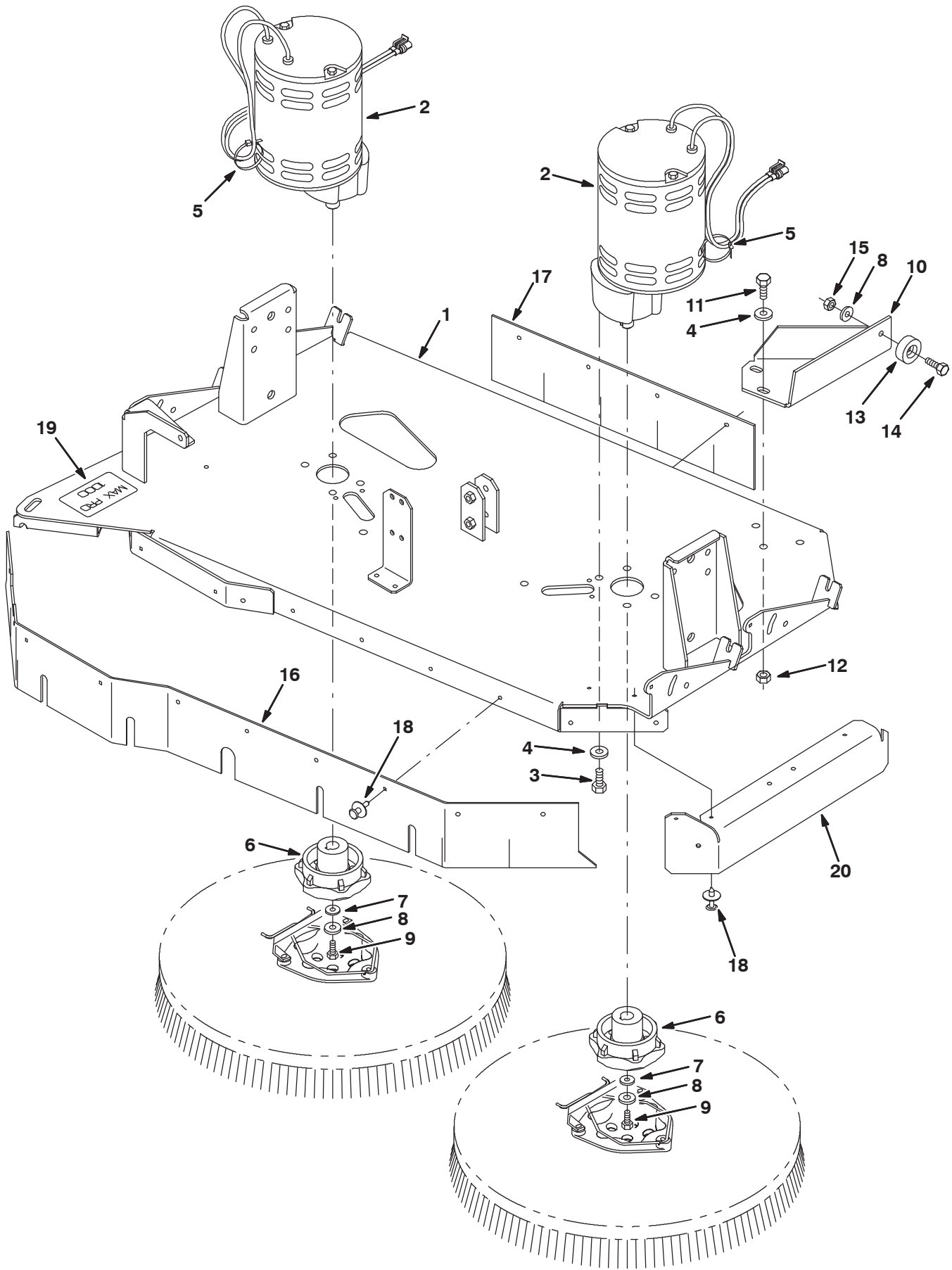


Fig. 28 - Max Pro 1000 (Disc—Brush) Scrub Head Frame Group

Ref.	Part No.	Serial Number	Description	Qty.
1	1056862	(0000-) Frame Wldt, Scb Head, 2 Brush, Ele, Gray	1
2	386687	(0000-) Motor, Ele, 36vdc 1.00hp 0300rpm, Gear (Standard) (See Breakdown)	2
2	386679	(0000-xxxx) Motor, Gear, Ele, 1.5hp, 36vdc, 300rpm (Heavy Duty) (See Breakdown) (Replaced by 387585AM)	2
2	387585	(xxxx-) Motor, Ele, 36vdc 1.50hp 0300rpm, Gear (Heavy Duty) (See Breakdown)	2
3	34195	(0000-) Screw, Hex, .38-16 X 1.00, NI	8
4	01686	(0000-) Washer, Flt, .38 Ss	11
5	49263	(0000-) Tie, Cable, Nyl, 11.4l .19w 3.0 Max D	2
6	377364	(0000-) Hub, Drive, Brush, Disk, 0.75B 6T	2
7	41186	(0000-) Washer, Belleville, .31	2
8	01685	(0000-) Washer, Flt, .31 Ss	3
9	32124	(0000-) Screw, Hex, .31-18 X 1.00, Ss, NI	2
10	387976	(0000-) Bracket, Stop, Frame	1
11	09028	(0000-) Screw, Hex, M10 X 1.5 X 25, Ss	3
12	08714	(0000-) Nut, Hex, Lock, M10 X 1.5, NI, Ss	3
13	15023	(0000-) Bumper, Pye	1
14	09010	(0000-) Screw, Hex, M08 X 1.25 X 25, Ss	1
15	08713	(0000-) Nut, Hex, Lock, M08 X 1.25,NI, Ss	1
16	386387	(0000-) Skirt, Front, Scrub Head, 2-Brush, Ele	1
17	386388	(0000-) Skirt, Rear, Scrub Head, 2-Brush, Ele	1
18	72968	(0000-) Rivet, Plstc, .250 X 0.898	24
19	365156	(0000-) Label Set, Info/Hzrd, [Maxpro]	1
20	387294	(0000-) Skirt, Side, Scrub Head, 2-Brush, Ele	2

Fig. 29 - Max Pro 1000 (Disc—Brush) Scrub Head Linkage Group

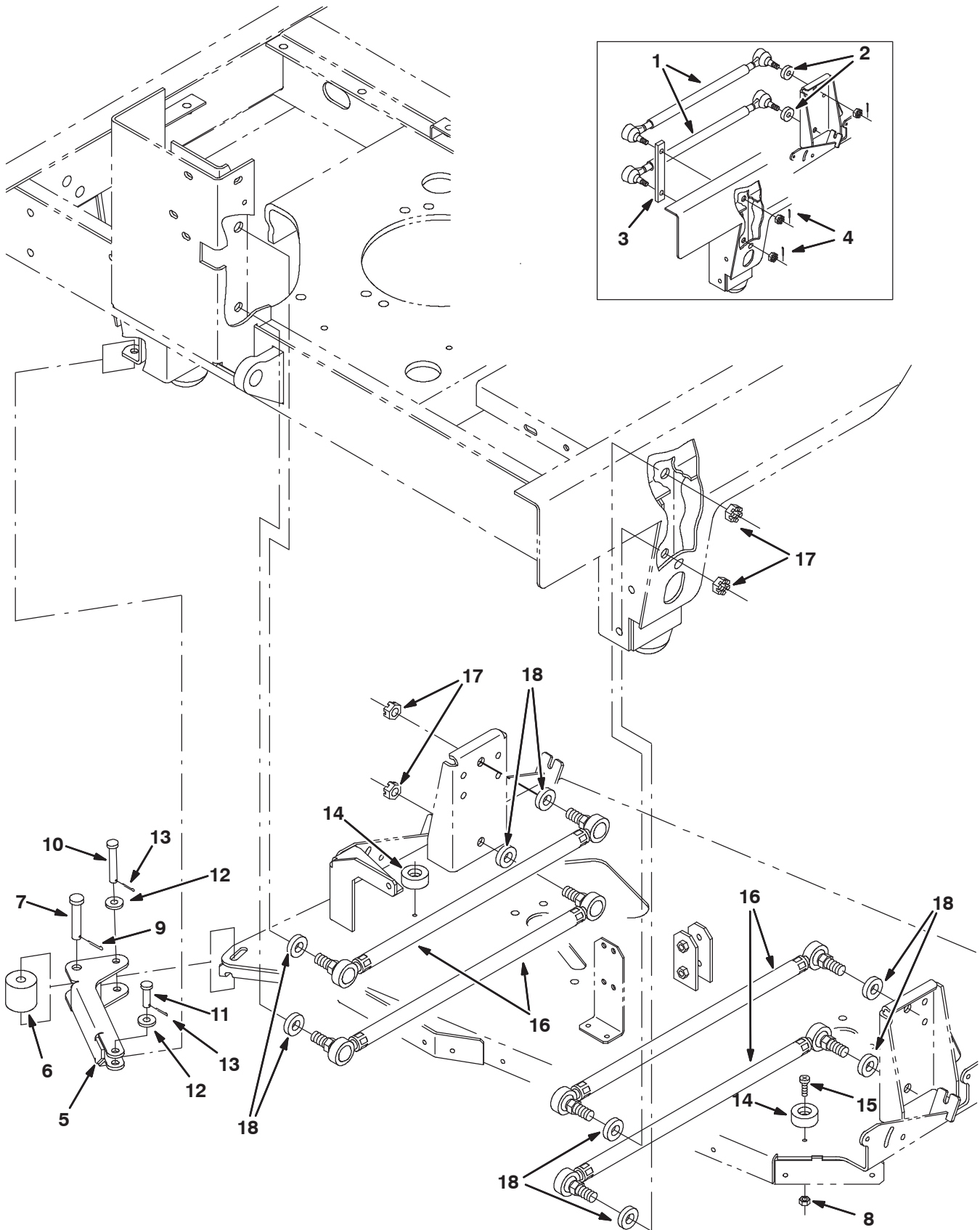


Fig. 29 - Max Pro 1000 (Disc—Brush) Scrub Head Linkage Group

Ref.	Part No.	Serial Number	Description	Qty.
1	14523	(0000-1107) Link, Lift, Squeegee (Replaced by 9005752)	4
2	14524	(0000-1107) Spacer, Washer	4
3	24254	(0000-1107) Link, .38 1.0w 07.5l 2/1.5h	2
4	08346	(0000-1107) Pin, Cotter, .125 X 0.75	8
5	1001099	(0000-0199) Guard, Kick In, Scb Head	1
5	1056390	(0200-) Guard, Kick In, Scb Head, Iron Gray	1
6	72946	(0000-) Roller	1
7	06279	(0000-) Pin, Clevis, 0.50 D X 2.50l	1
8	08712	(0000-) Nut, Hex, Lock, M06 X 1.0, NI, Ss	2
9	08182	(0000-) Pin, Cotter, .125 X 1.00	1
10	365180	(0000-) Pin, Clevis, 0.38 D X 2.50l	1
11	29557	(0000-) Pin, Clevis, 0.37 D X 1.31l	1
12	01686	(0000-) Washer, Flt, .38 Ss	2
13	39005	(0000-) Pin, Cotter, .094 X 0.75	2
14	364614	(0000-) Bumper, Neo, 1.5d .63t .31h	2
15	08716	(0000-) Screw, Hex, M06 X 1.0 X 20, Ss	2
16	1050195	(1108-) Link Assy, Rod-End, .63-18	4
17	40814	(1108-) Nut, Hex, Lock, .62-18, NI, Thin	8
18	1057066	(1108-) Tube, 0.69ld 1.25Od 00.4L, Rod-End, Gray	8

Fig. 30 - Max Pro 1000 (Disc-Brush) Solution Valve Group

Ref.	Part No.	Serial Number	Description	Qty.
1	84028	(0000-) Valve, Water	1
2	15678	(0000-) Screw, Hex, M06 X 1.0 X 16, Ss	2
3	32490	(0000-) Washer, Flt, .25 Std	4
4	08712	(0000-) Nut, Hex, Lock, M06 X 1.0, NI, Ss	2
5	16356	(0000-xxxx) Fitting, Plstc, Tee, Bm10/Bm10/Bm10	1
6	223699	(0000-xxxx) Hose, Pvc, Brd, 0.62id 0.91od 10.30l	1
7	16914	(0000-) Hose, Pvc, Brd, 0.75id 1.03od 02.00l	1
8	63810	(0000-) Clamp, Hose, Wormdrive, 0.56-1.06d, .56w	6
9	365164	(0000-) Fitting, Plstc, Str, Bm10/Bm10	2
10	44961	(0000-) Tie, Cable, Nyl, 14.5l .30w 4.0 Max D	2
11	73474	(0000-) Hose, Pvc, Brd, 0.75id 1.03od 44.50l	1
12	40678-1	(0000-) Clamp, Cable, Stl, 0.88d X 0.62w, 1h	2
13	12273	(0000-) Screw, Hex, M08 X 1.25 X 20, Ss, NI	2
14	01685	(0000-) Washer, Flt, .31 Ss	2
15	49266	(0000-) Tie, Cable, Nyl, 07.3l .19w 1.8 Max D	2
16	11399	(0000-) Clamp, Hose, Wormdrive, 0.81-1.50d	2
17	1012528	(xxxx-) Manifold, Soltn, Cntrl	1
18	40566	(xxxx-) Fitting, Plstc, E90, Bm12/Bm12	1
19	54333	(xxxx-) Clamp, Hose, Wormdrive, 0.31-0.88d, .31w	4
20	79273-4	(xxxx-) Fitting, Plstc, Str, Bm08/Pm08	2
21	1015558	(xxxx-) Fitting, Plstc, Cap, Pf08	2
22	63987-1	(xxxx-) Fitting, Plstc, E90, Bm08/Bm08	1
23	364631	(xxxx-) Fitting, Plstc, Str, Bm08/Bm08	1
24	1011521	(xxxx-) Hose, Afmkt, Pvc, Brd 0.50id 2ft	1

STANDARD PARTS

Fig. 31 - Max Pro 1000 (Disc-Brush) Solution Valve Group (FaST/ec-H2O)

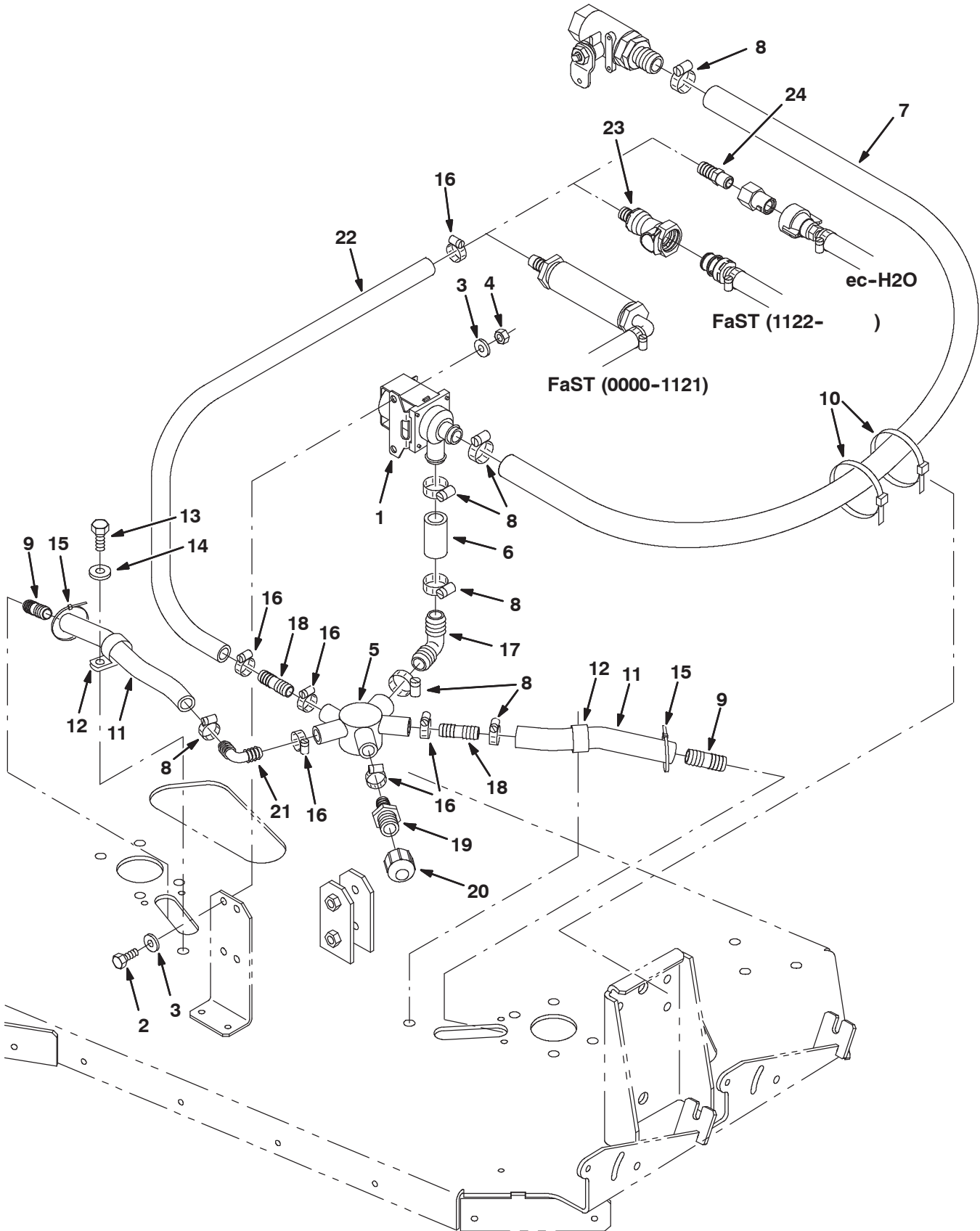


Fig. 30 - Max Pro 1000 (Disc-Brush) Solution Valve Group (FaST/ec-H2O)

① Serial number/ Seriennummer/ Numéro de Serie from/ab/du-to/bis/à (1122-)

Ref.	Part No.	Serial Number	Description	Qty.
1	84028	(0000-) Valve, Water	1
2	15678	(0000-) Screw, Hex, M06 X 1.0 X 16, Ss	2
3	32490	(0000-) Washer, Flt, .25 Std	4
4	08712	(0000-) Nut, Hex, Lock, M06 X 1.0, NI, Ss	2
5	1012528	(0000-) Manifold, Soltn, Cntrl	1
6	16914	(0000-) Hose, Pvc, Brd, 0.75id 1.03od 02.00l	1
7	1015045	(0000-) Hose, Afmkt, Pvc, Brd, 0.75id 8 Ft	1
8	63810	(0000-) Clamp, Hose, Wormdrive, 0.56-1.06d, .56w	10
9	365164	(0000-) Fitting, Plstc, Str, Bm10/Bm10	2
10	44961	(0000-) Tie, Cable, Nyl, 14.5l .30w 4.0 Max D	2
11	73474	(0000-) Hose, Pvc, Brd, 0.75id 1.03od 44.50l	2
12	40678-1	(0000-) Clamp, Cable, Stl, 0.88d X 0.62w, 1h	2
13	12273	(0000-) Screw, Hex, M08 X 1.25 X 20, Ss, NI	2
14	01685	(0000-) Washer, Flt, .31 Ss	2
15	49266	(0000-) Tie, Cable, Nyl, 07.3l .19w 1.8 Max D	2
16	54333	(0000-) Clamp, Hose, Wormdrive, 0.31-0.88d	6
17	40566	(0000-) Fitting, Plstc, E90, Bm12/Bm12	1
18	364631	(0000-) Fitting, Plstc, Str, Bm08/Bm08	2
19	79273-4	(0000-) Fitting, Plstc, Str, Bm08/Pm08	1
20	1015558	(0000-) Fitting, Plstc, Cap, Pf08	1
21	63987-1	(0000-) Fitting, Plstc, E90, Bm08/Bm08	1
22	1011403	(0000-) Hose, Afmkt, Pvc, Brd 0.50id 1ft	1
23	48610	(1122-) Fitting, Plstc, Str, Bm08/Pm04 (FaST)	1
24	1017413	(0000-) Housing, Cplg, Qf / Pm08 (ec-H2O)	1

STANDARD PARTS

Fig. 32 - Max Pro 1000 (Disc—Brush) Edge Scrub Group

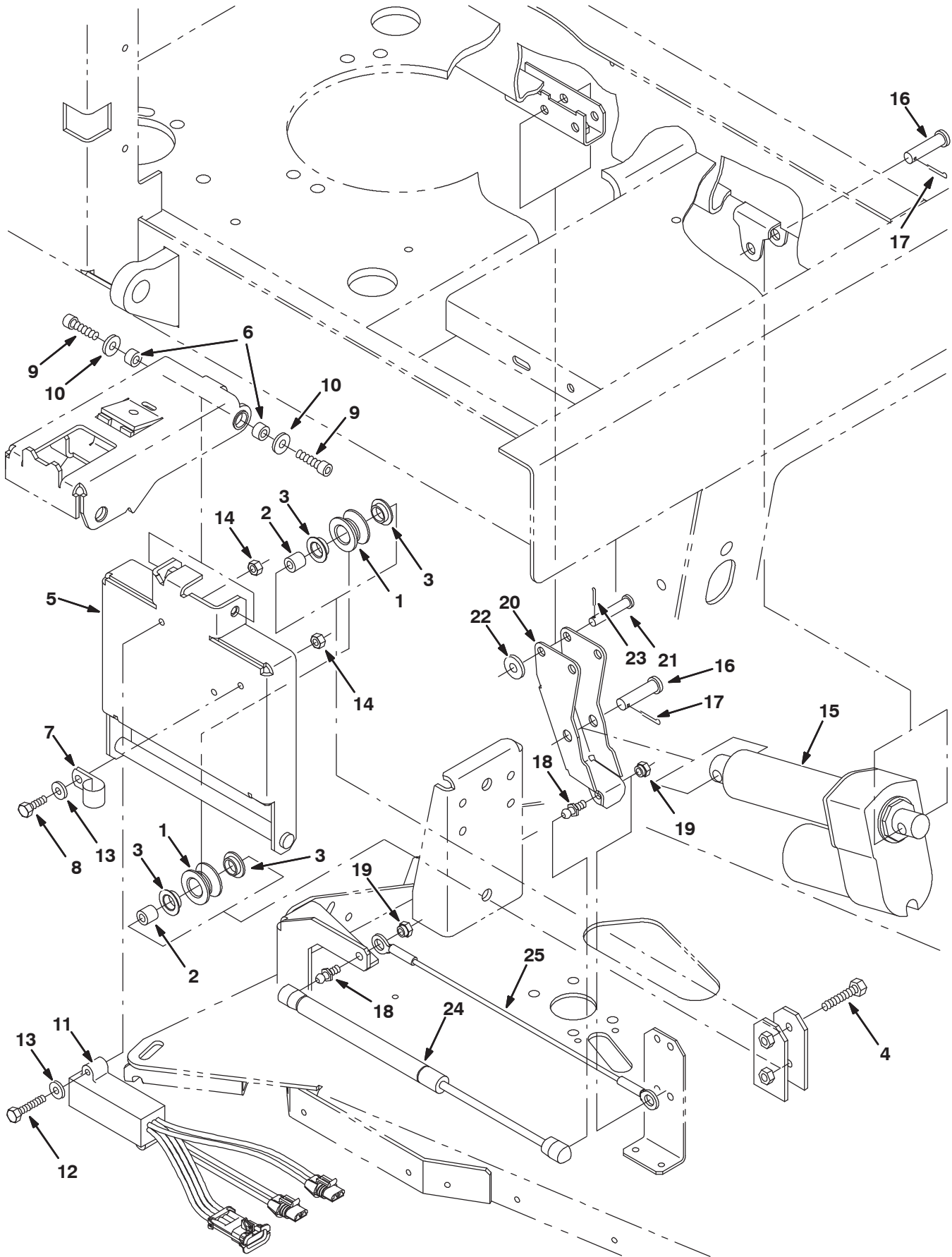


Fig. 32 - Max Pro 1000 (Disc—Brush) Edge Scrub Group

Ref.	Part No.	Serial Number	Description	Qty.
1	363120	(0000-) Roller	2
2	222277	(0000-) Sleeve	2
3	04843	(0000-) Bushing, Flng, 0.63b 0.72d 0.25l	4
4	222505	(0000-) Screw, Hex, M08 X 1.25 X 45, Ss	2
5	1056844	(0000-) Rail Wldt, Lift, Disk Head, Iron Gray	1
6	222556	(0000-) Sleeve	2
7	67767	(0000-) Clamp, Cable, Stl, 0.69d X 0.62w, 1h	1
8	08716	(0000-) Screw, Hex, M06 X 1.25 X 25, Ss, NI	1
9	39308	(0000-) Screw, Soc, M08 X 1.25 X 25, 12.9	2
10	01685	(0000-) Washer, Flt, .31 Ss	2
11	363236	(0000-) Shunt, 2 Std Motor, Blk [SCB 515] (For Standard Motor)	1
11	363237	(0000-) Shunt, 2 Hd Motor, Red [SCB 515] (For Heavy Duty Motor)	1
12	33930	(0000-) Screw, Hex, M06 X 1.0 X 40, Ss	2
13	01684	(0000-) Washer, Flt, .25 Ss	3
14	08712	(0000-) Nut, Hex, Lock, M06 X 1.0, NI, Ss	3
15	363152	(0000-) Actuator, 36vdc, 02.7stroke 500lb	1
16	51534	(0000-) Pin, Clevis, 0.50D X 2.00L	2
17	08182	(0000-) Pin, Cotter, .125 X 1.00	2
18	58494	(0000-) Stud, Ball, .39d .31-16, Gasspring	2
19	14725	(0000-) Nut, Retainer, .31-18	2
20	1056845	(0000-) Arm Wldt, Pivot, Side, Gray [7300/8300]	1
21	29584	(0000-) Pin, Clevis, 0.37 D X 2.00l	1
22	01686	(0000-) Washer, Flt, .38 Ss	1
23	39005	(0000-) Pin, Cotter, .094 X 0.75	1
24	364858	(0000-) Gasspring, 56lb, 6.3strk	1
25	364404	(0000-) Cable, .13d, 15.5l, .50eye /.50eye	1

Fig. 33 - Max Pro 1000 (Disc—Brush) Right Side Squeegee Group

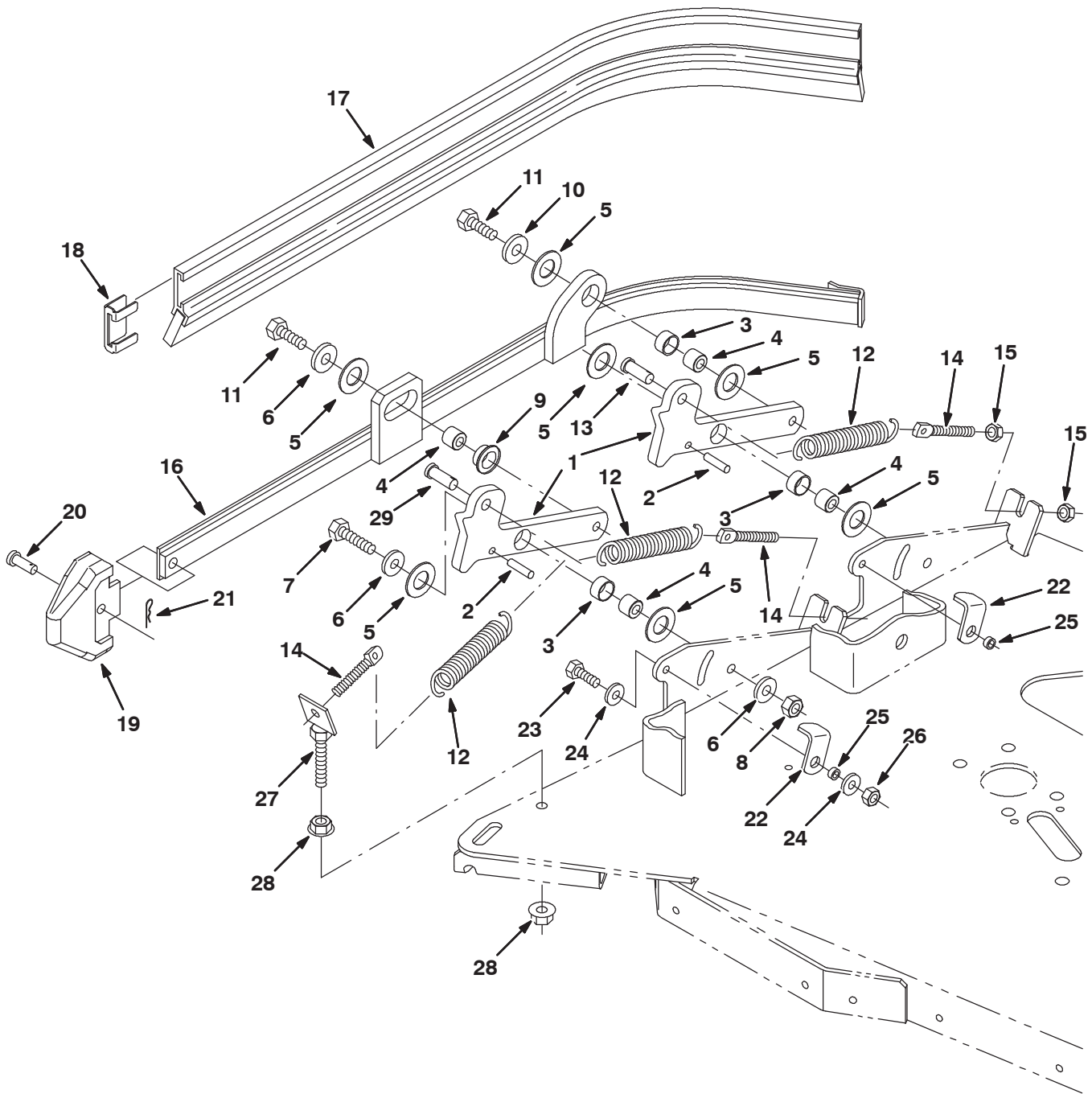


Fig. 33 - Max Pro 1000 (Disc—Brush) Right Side Squeegee Group

Ref.	Part No.	Serial Number	Description	Qty.
1	1056863	(0000-) Arm, Mtg, Side Sqge Frame, Ele, Gray	2
2	17404	(0000-) Pin, Roll, .250 D X 0.75l, .250/.256	2
3	71607	(0000-) Bushing, Sleeve, 0.63b 0.72d 0.38l	3
4	386356	(0000-) Sleeve, P/M, 0.625d 0.335b 0.52l Ss	4
5	64425	(0000-) Washer, Thrust, 0.61b 1.25d .06, Fgl	7
6	01685	(0000-) Washer, Flt, .31 Ss	7
7	09023	(0000-) Screw, Hex, M08 X 1.25 X 35, Ss	2
8	08713	(0000-) Nut, Hex, Lock, M08 X 1.25, NI, Ss	2
9	25735	(0000-) Bushing, Flng, 0.63b 0.75d 0.38l	2
10	01686	(0000-) Washer, Flt, .38 Ss	1
11	12333	(0000-) Screw, Hex, M08 X 1.25 X 25, Ss, NI	2
12	87816	(0000-) Spring, Extn, 0.750d X 0.09wir, 2.5l	3
13	76653	(0000-) Pin, Clevis, 0.37 D X 1.00l	1
14	386088	(0000-) Bolt, Eye, M8 X 1.25, 2.75l	3
15	07786	(0000-) Nut, Hex, Std, M08 X 1.25, Ss	6
16	386263	(0000-) Frame Wldt, Sqge, Side, Rh	1
17	386260	(0000-) Squeegee, Side	1
18	86759	(0000-) Retainer, Sqge	1
19	386986	(0000-) Guide, Point, Side Sqge	1
20	386987	(0000-) Pin, Clevis, 0.31d 0.88l	1
21	86866	(0000-) Pin, Hair Cotter, 0.38 D .072 Wir	1
22	386391	(0000-) Latch, Double Scrub, Side Sqge	2
23	08716	(0000-) Screw, Hex, M06 X 1.0 X 20, Ss	2
24	01684	(0000-) Washer, Flt, .25 Ss	4
25	80491	(0000-) Sleeve	2
26	08712	(0000-) Nut, Hex, Lock, M06 X 1.0, NI, Ss	2
27	1007632	(0000-) Bracket Wldt, Mtg, Spring	1
28	27980	(0000-) Nut, Hex, Flng, .38-16	2
29	29558	(0000-) Pin, Clevis, 0.37 D X 1.50l	1

STANDARD PARTS

Fig. 34 - Max Pro 1000 (Disc—Brush) Left Side Squeegee Group

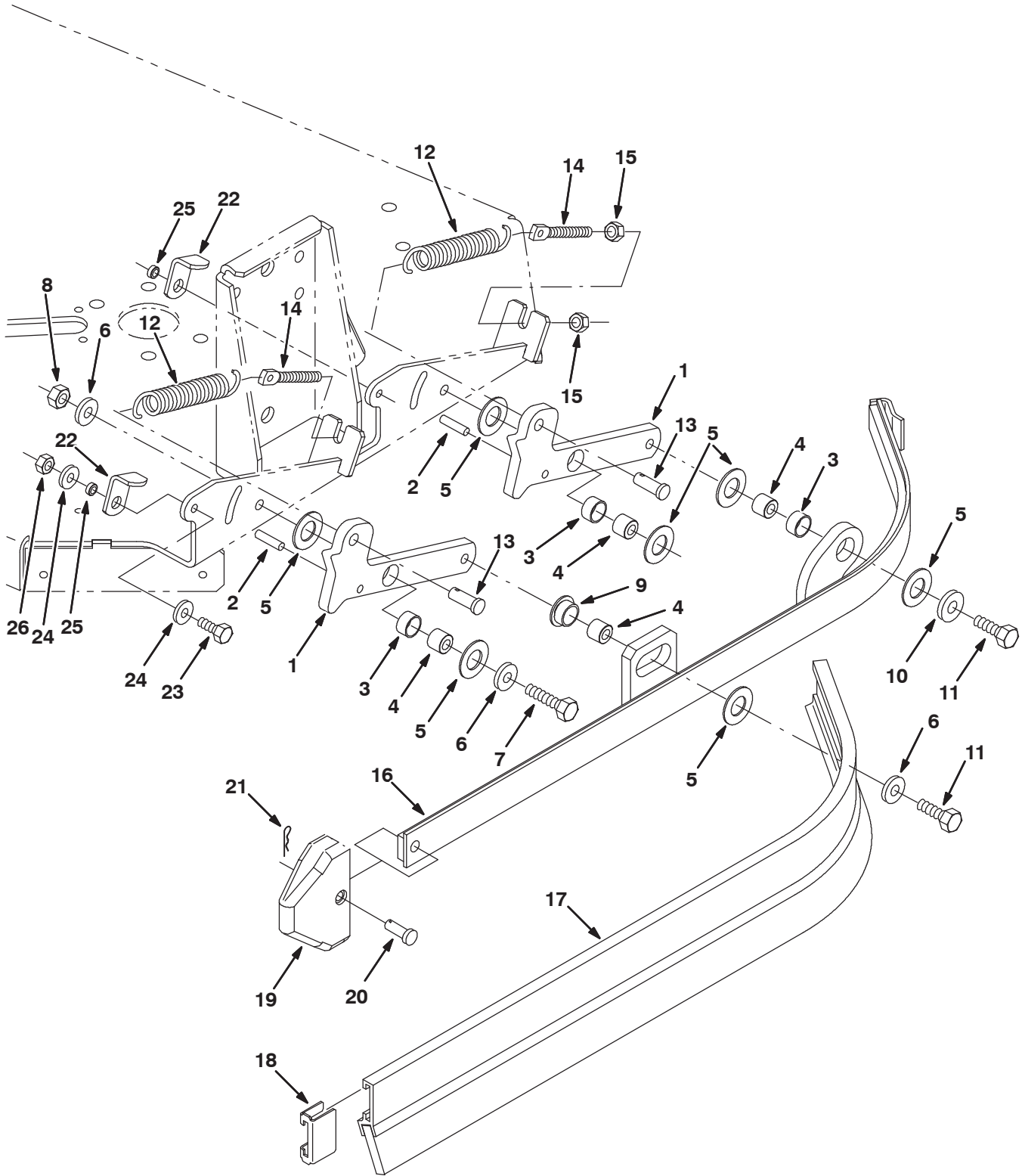


Fig. 34 - Max Pro 1000 (Disc—Brush) Left Side Squeegee Group

Ref.	Part No.	Serial Number	Description	Qty.
1	1056863	(0000-) Arm, Mtg, Side Sqge Frame, Ele, Gray	2
2	17404	(0000-) Pin, Roll, .250 D X 0.75l, .250/.256	2
3	71607	(0000-) Bushing, Sleeve, 0.63b 0.72d 0.38l	3
4	386356	(0000-) Sleeve, P/M, 0.625d 0.335b 0.52l Ss	4
5	64425	(0000-) Washer, Thrust, 0.61b 1.25d .06, Fgl	7
6	01685	(0000-) Washer, Flt, .31 Ss	7
7	09023	(0000-) Screw, Hex, M08 X 1.25 X 35, Ss	2
8	08713	(0000-) Nut, Hex, Lock, M08 X 1.25, NI, Ss	2
9	25735	(0000-) Bushing, Flng, 0.63b 0.75d 0.38l	1
10	01686	(0000-) Washer, Flt, .38 Ss	2
11	12333	(0000-) Screw, Hex, M08 X 1.25 X 25, Ss, NI	2
12	87816	(0000-) Spring, Extn, 0.75od X 0.09wir, 2.5l	2
13	76653	(0000-) Pin, Clevis, 0.37 D X 1.00l	2
14	386088	(0000-) Bolt, Eye, M8 X 1.25, 2.75l	2
15	07786	(0000-) Nut, Hex, Std, M08 X 1.25, Ss	4
16	386262	(0000-) Frame Wldt, Sqge, Side, Lh	1
17	386260	(0000-) Squeegee, Side	1
18	86759	(0000-) Retainer, Sqge	1
19	386986	(0000-) Guide, Point, Side Sqge	1
20	386987	(0000-) Pin, Clevis, 0.31d 0.88l	1
21	86866	(0000-) Pin, Hair Cotter, 0.38 D .072 Wir	1
22	386391	(0000-) Latch, Double Scrub, Side Sqge	2
23	08716	(0000-) Screw, Hex, M06 X 1.0 X 20, Ss	2
24	01684	(0000-) Washer, Flt, .25 Ss	4
25	80491	(0000-) Sleeve	2
26	08712	(0000-) Nut, Hex, Lock, M06 X 1.0, NI, Ss	2

Fig. 35 - Rear Squeegee Linkage Group

Ref.	Part No.	Serial Number	Description	Qty.
1	05686	(0000-) Rod-End, M10 X 1.5rh Fem M10 X 1.5stud	8
2	14555	(0000-) Rod, Thrd, 2 End M10x1.5 07.4	4
3	32716	(0000-) Nut, Hex, Jam, M10 X 1.5, Ss	8
4	01686	(0000-) Washer, Flt, .38 Ss	8
5	08714	(0000-) Nut, Hex, Lock, M10 X 1.5, NI, Ss	8
6	386256	(0000-0199) Channel Wldt	1
6	1056468	(0200-) Channel Wldt, Iron Gray	1
▽	78979	(0000-) Caster Kit, Sqge, Replmt	2
▲	7 84593	(0000-) Pivot Wldt, Sqge Caster	1
▲	8 07450	(0000-) Bearing, Thrust, 0.66b 1.25d 0.06w	1
▲	9 77228	(0000-) Knob, Adj	1
▲	10 77227	(0000-) Knob	1
▲	11 79217	(0000-) Washer	1
▲	12 01516	(0000-) Ring, Retaining, Ext, 0.59d, Basic	1
▲	13 77272	(0000-) Washer, 0.60b 1.31d .10, Ss	1
▲	14 20833	(0000-) Wheel, 3.0d 1.38w 0.50b	1
▲	15 02931	(0000-) Nut, Hex, Lock, .50-13, NI, Ss	1
▲	16 81952	(0000-) Screw, Hex, .50-13 X 3.00, Ss	1
17	386252	(0000-0199) Bracket Wldt, Pivot	1
17	1056467	(0200-) Channel Wldt, Iron Gray	1
18	16816	(0000-) Spring, Die, 1.00od 0.50id 2.00l	1
19	07792	(0000-) Nut, Hex, Flng, M10 X 1.5	1
20	01686	(0000-) Washer, Flt, .38 Ss	1
21	04417	(0000-) Screw, Hex, M10 X 1.5 X 60, Ss	1
22	01686	(0000-) Washer, Flt, .38 Ss	4
23	08714	(0000-) Nut, Hex, Lock, M10 X 1.5, NI, Ss	2
24	12317	(0000-) Screw, Hex, M10 X 1.5 X 30, Ss	2
25	390880	(0000-) Spacer, .41b .63d .13l, Ss 430pm	8
26	364614	(0000-) Bumper, Neo, 1.5d .63t .31h	1
27	09010	(0000-) Screw, Hex, M08 X 1.25 X 25, Ss	1

Fig. 36 - Rear Squeegee Lift Group

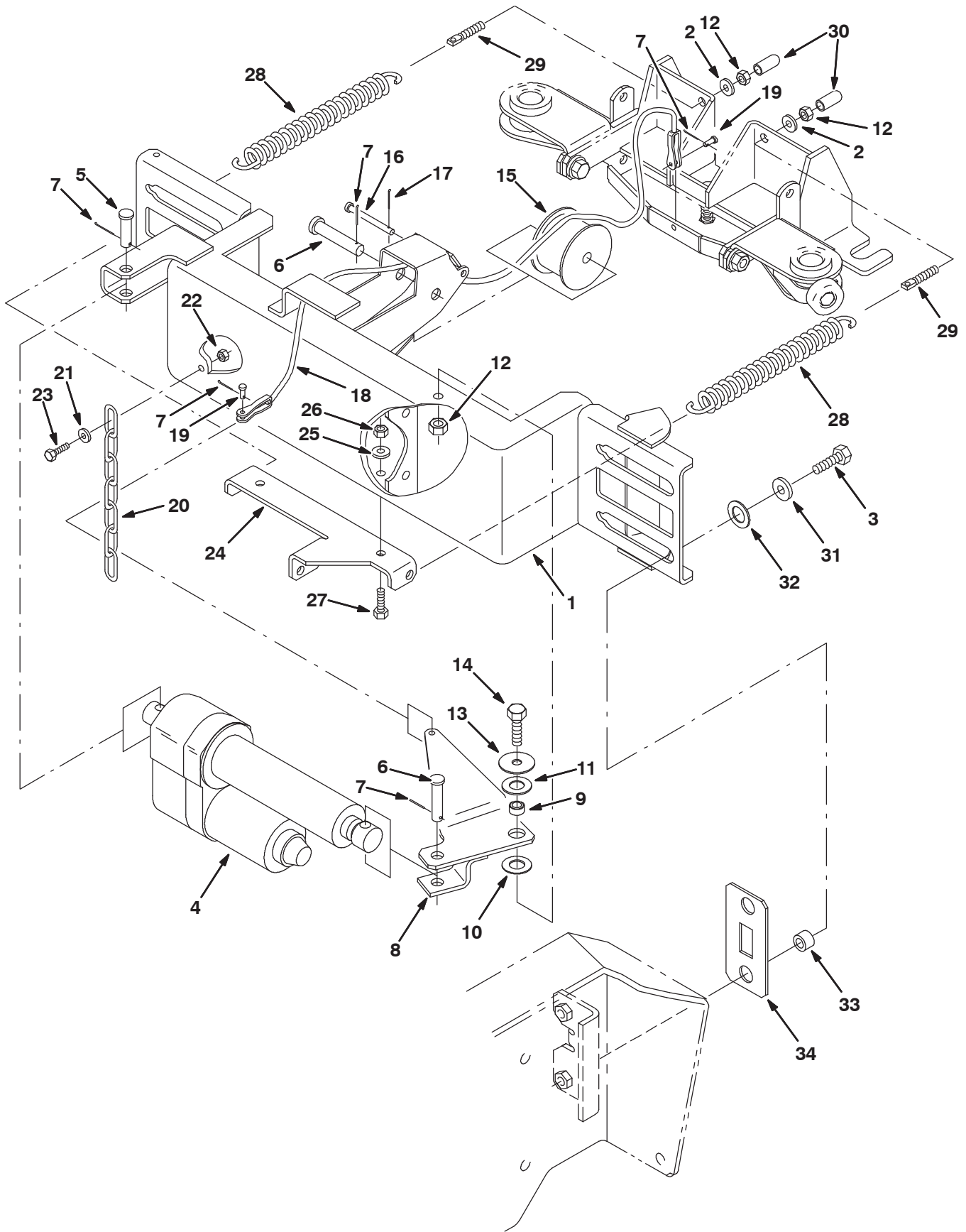


Fig. 36 - Rear Squeegee Lift Group

Ref.	Part No.	Serial Number	Description	Qty.
1	387426	(0000-0199) Support Wldt	1
1	1056389	(0200-) Support Wldt, Iron Gray	1
2	01686	(0000-) Washer, Flt, .38 Ss	2
3	12317	(0000-) Screw, Hex, M10 X 1.5 X 30, Ss	4
4	363151	(0000-) Actuator, 36vdc, 02.1stroke 500lb	1
5	51534	(0000-) Pin, Clevis, 0.50 D X 2.00l	1
6	06279	(0000-) Pin, Clevis, 0.50 D X 2.50l	2
7	39005	(0000-) Pin, Cotter, .094 X 0.75	5
8	386279	(0000-) Arm Wldt	1
9	71658	(0000-) Sleeve	1
10	64425	(0000-) Washer, Thrust, 0.61b 1.25d .06, Fgl	1
11	07450	(0000-) Bearing, Thrust, 0.66b 1.25d 0.06w	1
12	08714	(0000-) Nut, Hex, Lock, M10 X 1.5, NI, Ss	3
13	33948	(0000-) Washer, Flat	1
14	04417	(0000-) Screw, Hex, M10 X 1.5 X 60, Ss	1
15	223054	(0000-) Drum, Cable, Lift	1
16	04733-10	(0000-) Pin, Clevis, 0.25 D X 2.44l	1
17	08178	(0000-) Pin, Cotter, .062 X 0.75	1
18	71101	(0000-) Cable, .12d, 13.3l, .2clevis/.2clevis	1
19	77488	(0000-) Pin, Clevis, 0.19 D X 0.63l	2
20	43500	(0000-) Chain, Coil, Str, #210, 09.0l 07 Link	1
21	01684	(0000-) Washer, Flt, .25 Ss	1
22	08712	(0000-) Nut, Hex, Lock, M06 X 1.0, NI, Ss	1
23	08716	(0000-) Screw, Hex, M06 X 1.0 X 20, Ss	1
24	387432	(0000-0199) Channel, Spring	1
24	1056482	(0200-) Bracket, Spring, Iron Gray	1
25	01685	(0000-) Washer, Flt, .31 Ss	2
26	08713	(0000-) Nut, Hex, Lock, M08 X 1.25,NI, Ss	2
27	09010	(0000-) Screw, Hex, M08 X 1.25 X 25, Ss	2
28	71100	(0000-) Spring, Extn, 1.69od X 0.20wir, 9.5l	2
29	386847	(0000-) Bolt, Eye, M10x1.5 X 2.0 X .28 Eye	2
30	20806	(0000-) Cap, Neoprene Black	2
31	32492	(0000-) Washer, Flat, .38 Std	4
32	53782	(0000-) Bearing, Thrust, 0.75b 1.25d 0.06w	4
33	387429	(0000-) Sleeve, P/M, 0.745d 0.438b 0.50l 430ss	4
34	387430	(0000-) Plate, Slide	2

STANDARD PARTS

Fig. 37 - Max Pro 1000 Rear Squeegee Group (0000-0199)

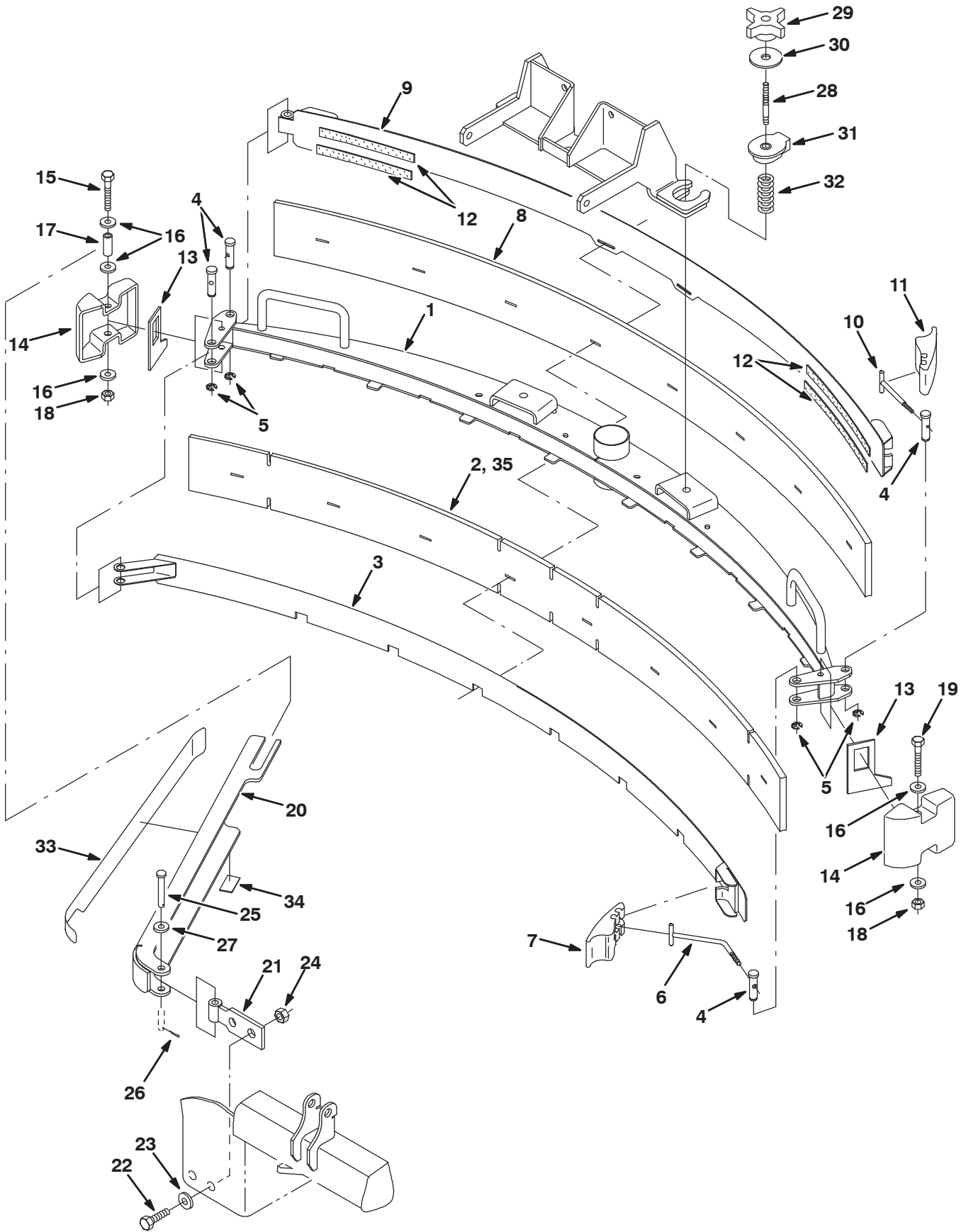


Fig. 37 - Max Pro 1000 Rear Squeegee Group (0000-0199)

Ref.	Part No.	Serial Number	Description	Qty.
▽	386860	(0000-0199)) Kit, Cl, Squeegee, Rear (Max Pro 1000)	1
▲	1 1056856	(0000-0199)) Frame Wldt, Sqge, Iron Gray	1
▲	2 386283	(0000-0199)) Blade, Sqge, Front	1
▲	3 386285	(0000-0199)) Clamp Wldt, Front	1
▲	4 21603	(0000-0199)) Pin	4
▲	5 24555	(0000-0199)) Ring, Retaining, Ext	4
▲	6 386298	(0000-0199)) Pin Wldt, Front	1
▲	7 21601	(0000-0199)) Cam	1
▲	8 386284	(0000-0199)) Blade, Sqge, Rear	1
▲	9 386286	(0000-0199)) Clamp Wldt, Rear	1
▲	10 21606	(0000-0199)) Bar Wldt, Retainer, Sqge, Rear	1
▲	11 21602	(0000-0199)) Cam, Rear	1
▲	12 03495	(0000-0199)) Strip, Nonslip	4
▲	13 83874	(0000-0199)) Gasket, Sqge	2
▲	14 386264	(0000-0199)) Bumper, Sqge	2
▲	15 386299	(0000-0199)) Screw, Hex, M08 X 1.25 X 100, Ss	1
▲	16 01685	(0000-0199)) Washer, Flt, .31 Ss	5
▲	17 222497	(0000-0199)) Sleeve	1
▲	18 08713	(0000-0199)) Nut, Hex, Lock, M08 X 1.25, NI, Ss	2
▲	19 09767	(0000-0199)) Screw, Hex, M08 X 1.25 X 70, Ss	1
▲	20 386266	(0000-0199)) Channel Wldt	1
▲	21 386234	(0000-0199)) Pivot Wldt, Guard	1
▲	22 12309	(0000-0199)) Screw, Hex, M12 X 1.75 X 30, Ss	2
▲	23 41619	(0000-0199)) Washer, Flt, .50 Ss	2
▲	24 09741	(0000-0199)) Nut, Hex, Lock, M12 X 1.75, NI, Ss	2
▲	25 1039190	(0000-0199)) Pin, Clevis, 0.25d X 2.00l	1
▲	26 08178	(0000-0199)) Pin, Cotter, .062 X 0.75	1
▲	27 01684	(0000-0199)) Washer, Flt, .25 Ss	2
▲	28 387237	(0000-0199)) Stud, .31-18 2.75l M8 X 1.25, Ss	2
▲	29 370100	(0000-0199)) Knob, 4-Prong W/.31-18, Insert	2
▲	30 04414	(0000-0199)) Washer, 0.53b 1.88d .12, Stl, Pl	2
▲	31 387433	(0000-0199)) Ring, Mtg, Sqge, .50l	2
▲	32 387500	(0000-0199)) Spring, Cmpr, .87od .042wir 2.0l	2
▲	33 387448	(0000-0199)) Bumper, Poly-E	1
▲	34 387438	(0000-0199)) Bumper, Poly-E	1
	35 387257	(0000-)) Blade, Sqge, Front, Mp1000, Tile	1

STANDARD PARTS

Fig. 38 - Max Pro 1000 Rear Squeegee Group (0200-)

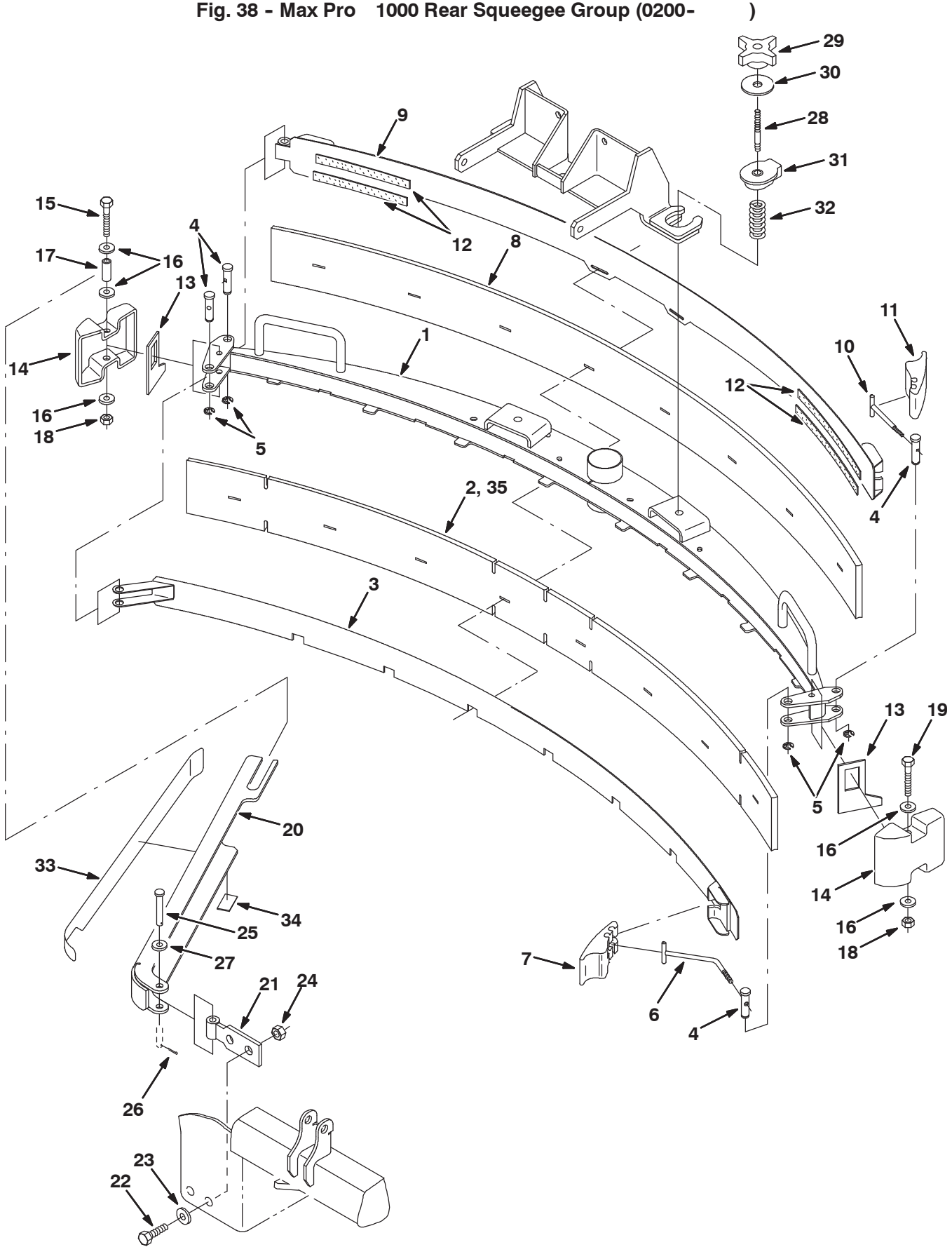


Fig. 38 - Max Pro 1000 Rear Squeegee Group (0200-)

Ref.	Part No.	Serial Number	Description	Qty.
▽	9006930	(0200-) Squeegee Assy Kit, Rear, Ci [Mp1000]	1
▲	1 1056856	(0200-) Frame Wldt, Sqge, Iron Gray	1
▲	2 386283	(0200-) Blade, Sqge, Front	1
▲	3 386285	(0200-) Clamp Wldt, Front	1
▲	4 21603	(0200-) Pin	4
▲	5 24555	(0200-) Ring, Retaining, Ext	4
▲	6 386298	(0200-) Pin Wldt, Front	1
▲	7 21601	(0200-) Cam	1
▲	8 386284	(0200-) Blade, Sqge, Rear	1
▲	9 386286	(0200-) Clamp Wldt, Rear	1
▲	10 21606	(0200-) Bar Wldt, Retainer, Sqge, Rear	1
▲	11 21602	(0200-) Cam, Rear	1
▲	12 03495	(0200-) Strip, Nonslip	4
▲	13 83874	(0200-) Gasket, Sqge	2
▲	14 386264	(0200-) Bumper, Sqge	2
▲	15 386299	(0200-) Screw, Hex, M08 X 1.25 X 100, Ss	1
▲	16 01685	(0200-) Washer, Flt, .31 Ss	5
▲	17 222497	(0200-) Sleeve	1
▲	18 08713	(0200-) Nut, Hex, Lock, M08 X 1.25,NI, Ss	2
▲	19 09767	(0200-) Screw, Hex, M08 X 1.25 X 70, Ss	1
▲	20 1056471	(0200-) Channel Wldt, Guard, Rh, Iron Gray	1
▲	21 1056466	(0200-) Plate Wldt, Pivot, Guard, Iron Gray	1
▲	22 12309	(0200-) Screw, Hex, M12 X 1.75 X 30, Ss	2
▲	23 41619	(0200-) Washer, Flt, .50 Ss	2
▲	24 09741	(0200-) Nut, Hex, Lock, M12 X 1.75,NI, Ss	2
▲	25 1039190	(0200-) Pin, Clevis, 0.25d X 2.00l	1
▲	26 08178	(0200-) Pin, Cotter, .062 X 0.75	1
▲	27 01684	(0200-) Washer, Flt, .25 Ss	2
▲	28 387237	(0200-) Stud, .31-18 2.75l M8 X 1.25, Ss	2
▲	29 370100	(0200-) Knob, 4-Prong W/.31-18, Insert	2
▲	30 04414	(0200-) Washer, 0.53b 1.88d .12, Stl, Pl	2
▲	31 387433	(0200-) Ring, Mtg, Sqge, .50l	2
▲	32 387500	(0200-) Spring, Cmpr, .87od .042wir 2.0l	2
▲	33 387448	(0200-) Bumper, Poly-E	1
▲	34 387438	(0200-) Bumper, Poly-E	1
	35 387257	(0000-) Blade, Sqge, Front, Mp1000, Tile	1

Fig. 39 - Brush Doors Group

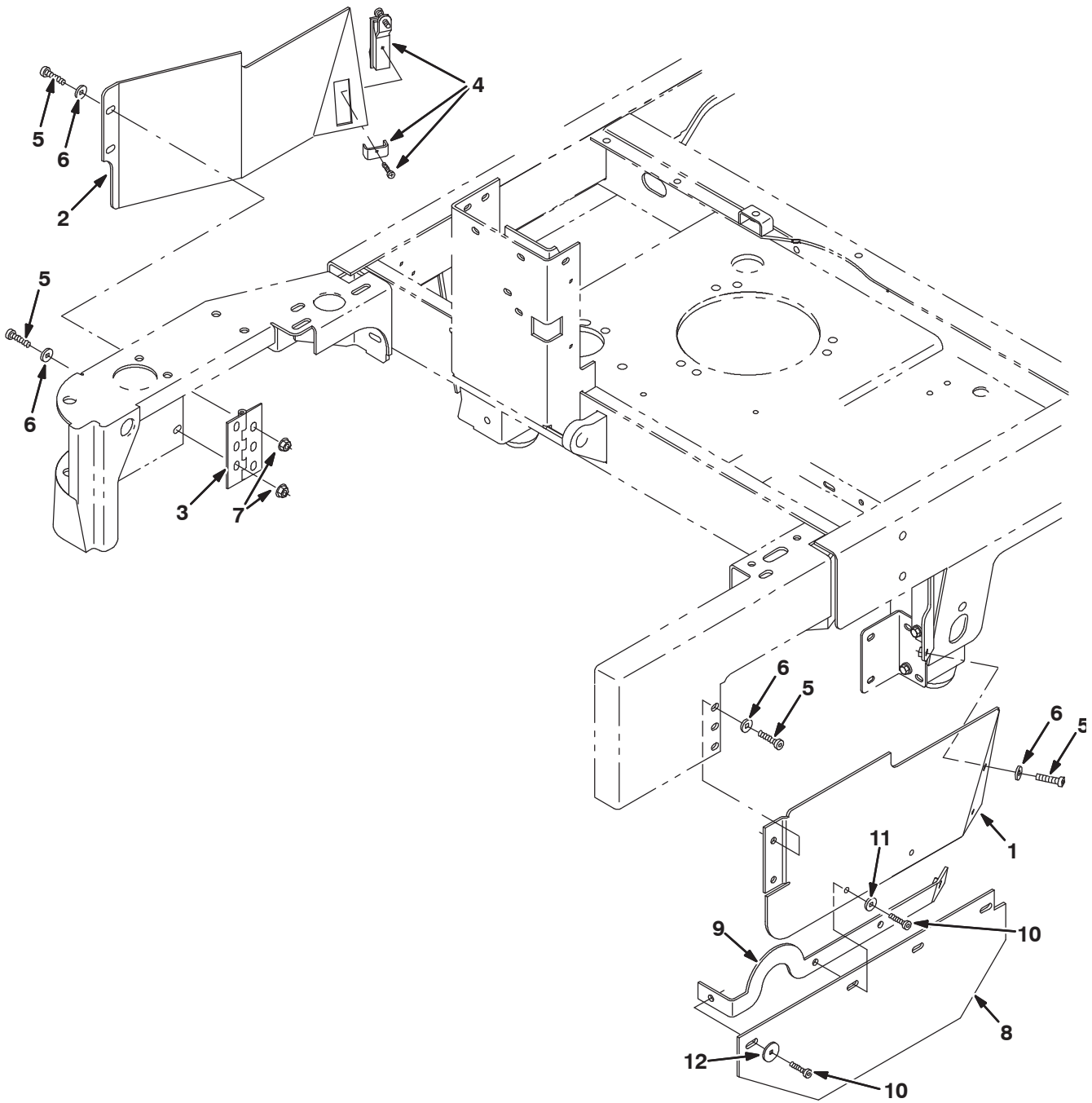


Fig. 39 - Brush Doors Group

Ref.	Part No.	Serial Number	Description	Qty.
1	387090	(0000-0199) Door, Brush, Lh	1
1	1056794	(0200-) Door, Brush, Lh, Iron Gray	1
2	387084	(0000-0199) Door, Brush, Rh	1
2	1056513	(0200-) Door, Brush, Rh, Iron Gray	1
3	363856	(0000-) Hinge, .25pin .25 3.0w 05.0l 6/0.44h	1
4	64533	(0000-) Latch, Trigger	1
5	76570	(0000-) Screw, Hex, M08 X 1.25 X 30, 8.8	8
6	32491	(0000-) Washer, Flt, .31 Std	8
7	08709	(0000-) Nut, Hex, Lock, M08 X 1.25,NI	7
8	387468	(0000-) Skirt	1
9	1056934	(0000-) Strip, Iron Gray	1
10	223470	(0000-) Screw, Btn, M08 X 1.25 X 25, Ss	4
11	39349	(0000-) Washer, Flt, .31 Sae	3
12	30013	(0000-) Washer, Flat, .31 Fender	1

Fig. 40 - Sweeper Side Brush Motor and Pivot Group

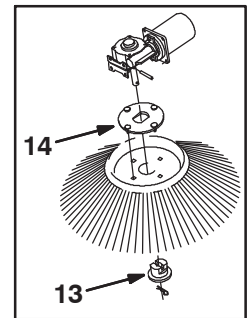
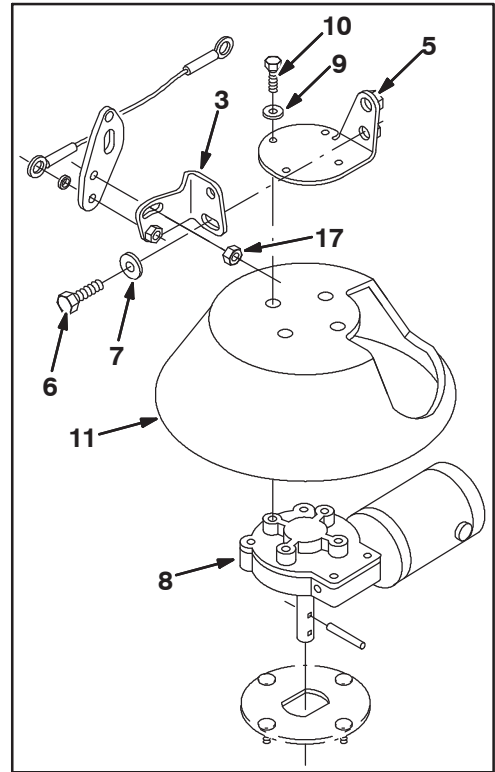
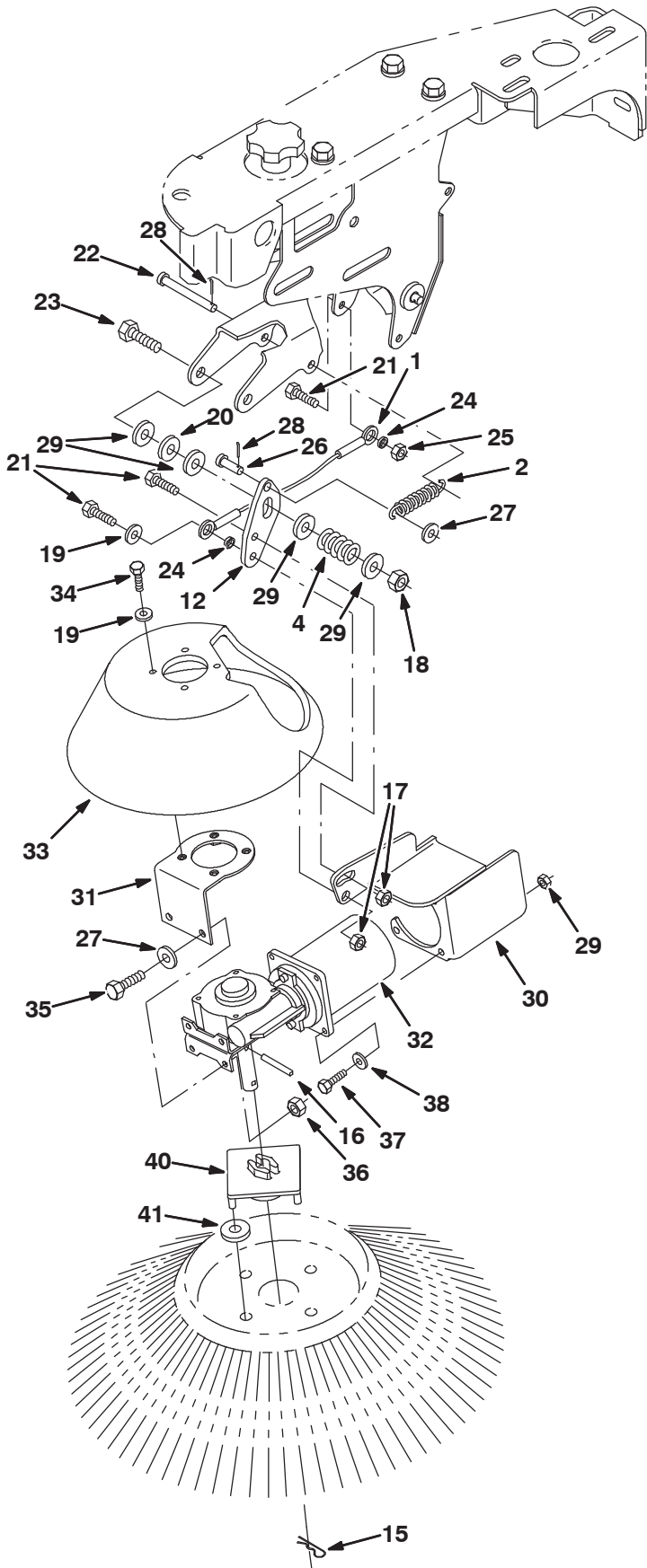


Fig. 40 - Sweeper Side Brush Motor and Pivot Group

Ref.	Part No.	Serial Number	Description	Qty.	
1	87172	(0000-) Cable, .13d, 10.0l, .51eye / .51eye	1	
2	09480	(0000-) Spring, Extn, 1.10od X 0.15wir, 3.2l	1	
3	1056891	(0000-xxxx) Bracket, Mtg, Motor, Iron Gray	2	
4	360357	(0000-) Spring, Die, 1.00od 0.50id 1.25l	2	
5	1056911	(0000-xxxx) Bracket, Mtg, Motor, Iron Gray	1	
6	09770	(0000-xxxx) Screw, Hex, M10 X 1.5 X 25, Ss, N	2	
7	01686	(0000-xxxx) Washer, Flat, .38 Ss	2	
▽	8	1008274	(0000-xxxx) Motor, Ele, 36Vdc 0068Rpm 0.08Hp Gear	1
▲		81919	(0000-xxxx) Kit, Brush, Motor, Ele	1
▲		80127	(0000-xxxx) Cap, Brush, Motor, Ele	2
▲		369795	(0000-xxxx) Brushholder, Motor, Ele	2
▲		369796	(0000-xxxx) Clip, Motor, Ele	2
9	01684	(0000-xxxx) Washer, Flt, .25 Ss	4	
10	15678	(0000-xxxx) Screw, Hex, M06 X 1.0 X 16, Ss	4	
11	386666	(0000-xxxx) Guard, Brush, Side	1	
12	1056909	(0000-) Plate, Iron Gray	1	
13	386664	(0000-yyyy) Adapter, Brush	1	
14	386663	(0000-yyyy) Plate, Adapter, Brush	1	
15	02942	(0000-) Pin, Hair Cotter, 0.69 D .092 Wir	1	
16	11398	(0000-) Pin, Roll, .250 D X 2.00l, .250/.256	1	
17	07791	(0000-) Nut, Hex, Flng, M08 X 1.25	2	
18	08711	(0000-) Nut, Hex, Lock, M12 X 1.75, NI	1	
19	32491	(0000-) Washer, Flt, .31 Std	5	
20	86860	(0000-) Bearing, Thrust	1	
21	39277	(0000-) Screw, Hex, M08 X 1.25 X 25, 8.8	3	
22	57598	(0000-) Pin, Clevis, 0.37 D X 3.25l	1	
23	06974	(0000-) Screw, Hex, M12 X 1.75 X 80, 8.8	1	
24	360801	(0000-) Sleeve	2	
25	08709	(0000-) Nut, Hex, Lock, M08 X 1.25, NI	1	
26	04733-2	(0000-) Pin, Clevis, 0.37 D X 0.62l	1	
27	01685	(0000-) Washer, Flt, .31 Ss	3	
28	39005	(0000-) Pin, Cotter, .094 X 0.75	2	
29	32486	(0000-) Washer, Flt, .50 Sae	4	
30	1056939	(xxxx-) Bracket Wldt, Mtg, Motor, Gray [8300]	1	
31	1056938	(xxxx-) Bracket Wldt, Mtg, Guard, Side Brush	1	
32	1005523	(xxxx-) Motor, Gear, 36vdc, 120w, 75rpm	1	
33	1005404	(xxxx-) Guard, Side Brush	1	
34	11329	(xxxx-) Screw, Hex, M6 X 1.00 X 16, NI, Ss	4	
35	09740	(xxxx-) Screw, Hex, M 8 X 1.25 X 20, Ss	2	
36	07786	(xxxx-) Nut, Hex, Std, M08 X 1.25, Ss	2	
37	08716	(xxxx-) Screw, Hex, M 6 X 1.0 X 20, Ss	4	
38	01684	(xxxx-) Washer, Flat, 0.25 Ss	4	
39	08708	(xxxx-) Nut, Hex, Lock, M 6 X 1.0, NI	3	
40	1017441	(yyyy-) Plate, Adapter, Brush	1	
41	1017802	(yyyy-) Washer, .625 B, 2.50 Od, .211 T, Ss	4	

Fig. 41 - Sweeper Side Brush Lift Group

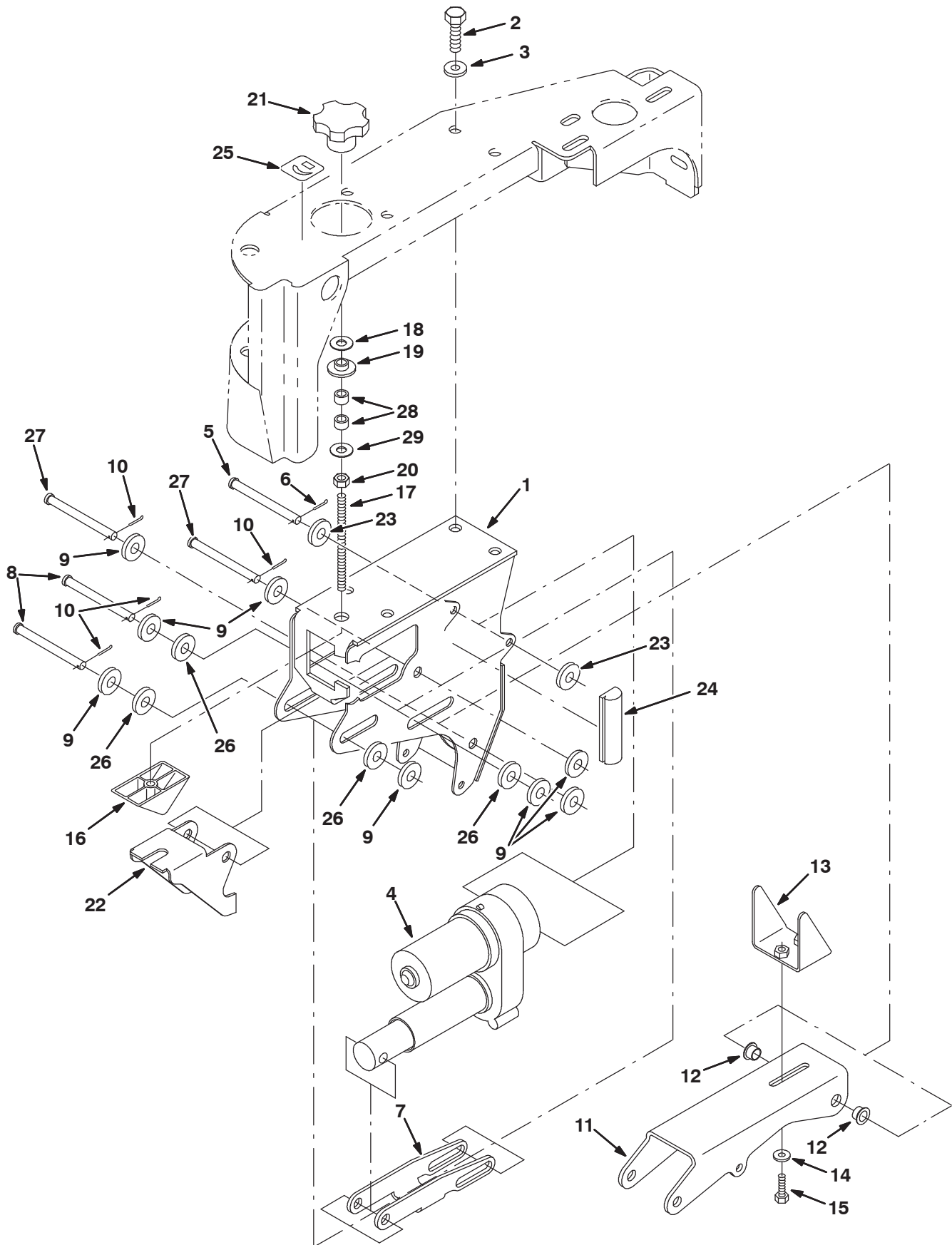


Fig. 41 - Sweeper Side Brush Lift Group

Ref.	Part No.	Serial Number	Description	Qty.
1	1056887	(0000-) Housing Wldt, Brush, Side, Iron Gray	1
2	09291	(0000-) Screw, Hex, M10 X 1.5 X 20, Ss	4
3	32492	(0000-) Washer, Flt, .38 Std	4
4	1054296	(0000-) Actuator, 36vdc, 01.8strk, 300lb	1
5	49914	(0000-) Pin, Clevis, 0.37 D X 4.00l	1
6	39005	(0000-) Pin, Cotter, .125 X 1.00	1
7	1056888	(0000-) Bracket, Iron Gray	1
8	51528	(0000-) Pin, Clevis, 0.50 D X 4.00l	2
9	32486	(0000-) Washer, Flt, .50 Std	8
10	08182	(0000-) Pin, Cotter, .125 X 1.00	4
11	1056889	(0000-) Channel, Iron Gray	1
12	15648	(0000-) Bushing, Flng, 0.50b 0.59d 0.38l	2
13	1056890	(0000-) Bracket, Iron Gray	1
14	32491	(0000-) Washer, Flt, .31 Std	2
15	16931	(0000-) Screw, Hex, M08 X 1.25 X 20, 8.8	2
16	386658	(0000-) Block, Adj	1
17	387151	(0000-) Shaft, Threaded	1
18	64489	(0000-) Washer, 0.81b 1.24d .03, Stl, Pl	1
19	363087	(0000-) Spacer, Flanged	1
20	25014	(0000-) Nut, Hex, Std, M10 X 1.25	1
21	41341	(0000-) Knob, Plastic	1
22	1056910	(0000-) Bracket, Pivot, Iron Gray	1
23	32485	(0000-) Washer, Flt, .38 Sae	2
24	86333	(0000-) Duct, Vinyl 3.5l	1
25	387405	(0000-) Label, Brush, Side, Adj	1
26	07450	(0000-) Bearing, Thrust, 0.66b 1.25d 0.06w	4
27	222196	(0000-) Pin, Clevis, 0.50 D X 4.00l	2
28	390879	(0000-) Sleeve, P/M 0.625D 0.406B 0.38L 430Ss	2
29	32492	(0000-) Washer, Flat, 0.38 Std	1

Fig. 42 - Sweeper Main Brush Drive Group

Ref.	Part No.	Serial Number	Description	Qty.	
1	1056921	(0000-) Arm Wldt, Brush, Drive, Iron Gray	1	
2	386360	(0000-) Shaft	1	
3	46390	(0000-) Bearing, Ball, 0.79b 1.85d 0.55w	4	
4	1057519	(0000-) Sheave, 01grv, 04.5pd, 0.75b, Gray [3v]	1	
5	09162	(0000-) Screw, Set, M06 X 1.0 X 8, NI	4	
6	00912	(0000-) Key, Sq, 0.19 X 0.19, 01.00l	2	
7	1056846	(0000-) Hub Wldt, Drive, Brush, Iron Gray	1	
8	00911	(0000-) Key, Sq, 0.19 X 0.19, 00.75l	1	
9	12312	(0000-) Screw, Hex, M05 X 0.8 X 12, 8.8	4	
10	1056847	(0000-) Plug, Drive, Brush, Spl, Iron Gray	1	
11	06943	(0000-) Screw, Hex, M06 X 1.0 X 20, 8.8	1	
12	32490	(0000-) Washer, Flt, .25 Std	1	
13	1056907	(0000-) Plate, Door, Brush, Iron Gray	1	
14	1056905	(0000-) Door, Brush, Iron Gray	1	
15	50388	(0000-) Screw, Hex, M08 X 1.25 X 12, 8.8	4	
16	32491	(0000-) Washer, Flt, .31 Std	10	
17	16931	(0000-) Screw, Hex, M08 X 1.25 X 20, 8.8	7	
▽	18	383709	(0000-) Motor, Ele, 36vdc 0.9hp 1800rpm (See Breakdown)	1
▲	19	00912	(0000-) Key, Sq, 0.19 X 0.19, 01.00l	1
20	1056858	(0000-) Sheave, 01grv, 02.6pd 0.71b, Gray [Hc41]	1	
21	81710	(0000-) Sheave, Flat, 2.6d 0.62w, 0.38b	1	
22	19577	(0000-) Bolt, Carriage, .38-16 X 2.00	1	
23	32492	(0000-) Washer, Flt, .38 Std	3	
24	32485	(0000-) Washer, Flt, .38 Sae	1	
25	36643	(0000-) Nut, Hex, Lock, .38-16, NI, Thin	1	
26	58327	(0000-) Belt, V, [Hc41] 41.0l	2	
27	1056922	(0000-) Arm Wldt, Brush, Drive, Iron Gray	1	
28	386361	(0000-) Shaft	1	
29	00910	(0000-) Key, Sq, 0.19 X 0.19, 00.62l	2	
30	41360	(0000-) Bearing, Ball, 0.59b 1.26d 0.35w	2	
31	378805	(0000-) Plug, Drive, Brush, Mach	1	
32	11329	(0000-) Screw, Hex, M06 X 1.0 X 16, Ss, NI	1	
33	1057518	(0000-) Sheave, 01grv, 03.8pd 0.68b, Gray [3v]	1	
34	06977	(0000-) Screw, Hex, M16 X 2.0 X 20, 8.8	2	
35	386359	(0000-) Pivot	1	
36	39527	(0000-) Nut, Hex, Slt, .75-16	1	
37	35973	(0000-) Flange, Brg, 1.9id 2h	2	
38	25887	(0000-) Bearing, W/ Collar, 0.75b 1.85d 1.06w	1	
39	08709	(0000-) Nut, Hex, Lock, M08 X 1.25, NI	2	
40	39349	(0000-) Washer, Flt, .31 Sae	2	
41	386352	(0000-) Sheave	1	
42	32486	(0000-) Washer, Flt, .50 Sae	1	
43	12273	(0000-) Screw, Hex, M08 X 1.25 X 20, Ss, NI	1	
44	387059	(0000-) Skirt, Lh	1	
45	1057528	(0000-) Retainer, Skirt, .12, 1.7w X 07.3l, Gray	1	
46	1056931	(0000-) Retainer, Skirt, .12, 1.1w X 03.9l, Gray	1	
47	15678	(0000-) Screw, Hex, M06 X 1.0 X 16, Ss	4	
48	32483	(0000-) Washer, Flt, .25 Sae	5	
49	08712	(0000-) Nut, Hex, Lock, M06 X 1.0, NI, Ss	1	
50	387153	(0000-) Belt, V	1	

Fig. 43 - Sweeper Main Brush Idler Group

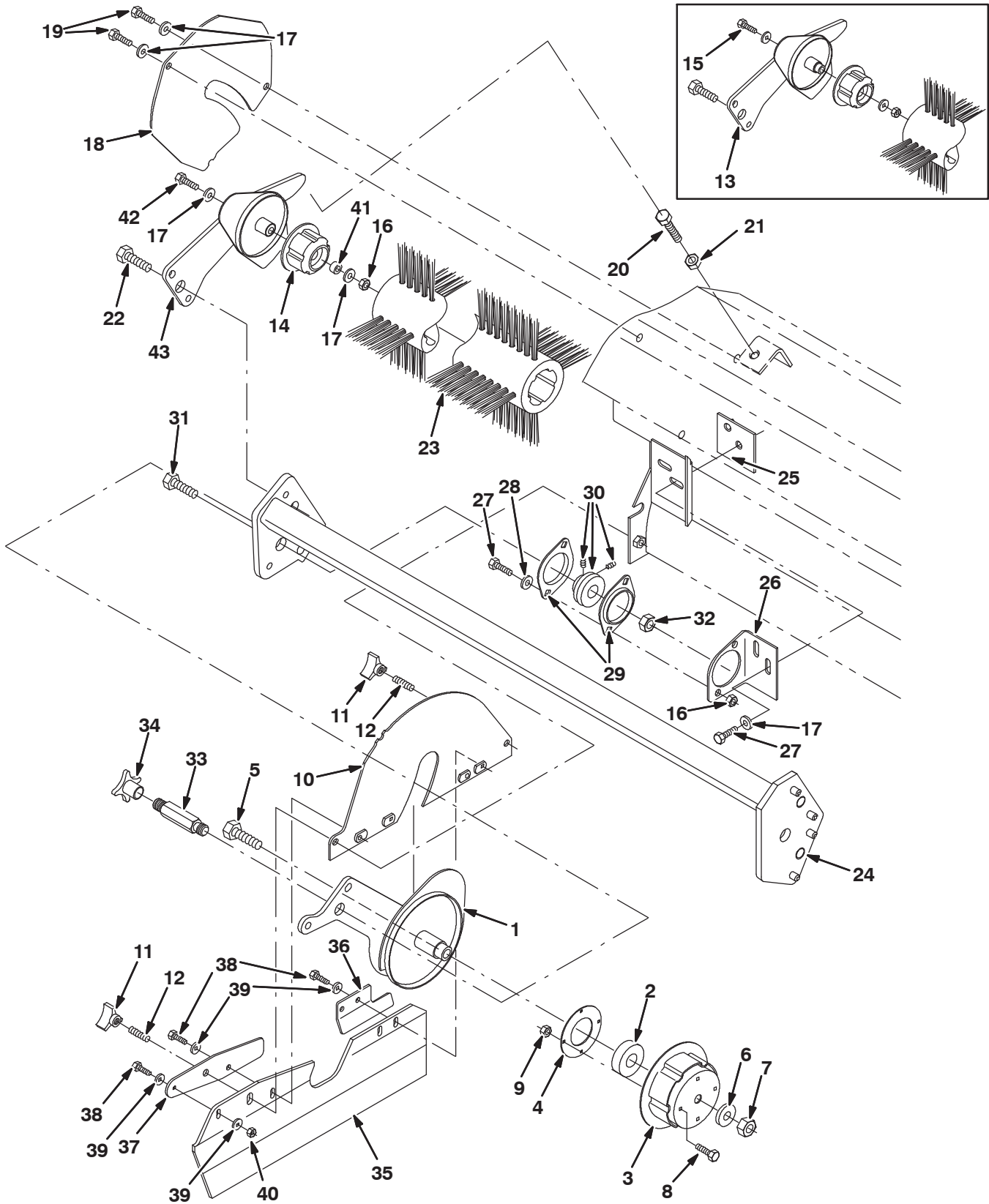


Fig. 43 - Sweeper Main Brush Idler Group

Ref.	Part No.	Serial Number	Description	Qty.
1	1056932	(0000-) Arm Wldt, Brush, Idler, Iron Gray	1
2	46390	(0000-) Bearing, Ball, 0.79b 1.85d 0.55w	1
3	1057512	(0000-) Plug, Drive, Brush, Spl, Iron Gray	1
4	1056838	(0000-) Retainer, Brg, Iron Gray	1
5	12138	(0000-) Screw, Hex, M12 X 1.75 X 120, 8.8	1
6	32486	(0000-) Washer, Flt, .50 Sae	1
7	09741	(0000-) Nut, Hex, Lock, M12 X 1.75, NI, Ss	1
8	12312	(0000-) Screw, Hex, M05 X 0.8 X 12, 8.8	4
9	06549	(0000-) Nut, Hex, Lock, M05 X 0.8, NI	4
10	1056908	(0000-) Plate, Door, Brush, Iron Gray	1
11	222470	(0000-) Knob	2
12	30324	(0000-) Rod, Thrd, 2 End M08x1.25 01.2	2
13	387120	(0000-xxxx) Arm Wldt, Brush (Replaced by 374186)	1
14	379202	(0000-) Plug, Idler, Brush	1
15	76570	(0000-xxxx) Screw, Hex, M08 X 1.25 X 30, 8.8	1
16	08709	(0000-) Nut, Hex, Lock, M08 X 1.25, NI	1
17	32491	(0000-) Washer, Flt, .31 Std	16
18	1056906	(0000-) Door, Brush, Iron Gray	1
19	50388	(0000-) Screw, Hex, M08 X 1.25 X 12, 8.8	2
20	09746	(0000-) Screw, Hex, M10 X 1.5 X 90, Ss	1
21	07787	(0000-) Nut, Hex, Std, M10 X 1.5, Ss	1
22	06977	(0000-) Screw, Hex, M16 X 2.0 X 20, 8.8	1
23	385938	(0000-) Conveyor, Cyl, 35L, 4Sr, Pp	1
24	1056904	(0000-) Tube Wldt, Brush, Iron Gray	1
25	1056871	(0000-) Plate, Nut, Iron Gray	1
26	1056870	(0000-) Bracket, Brg, Mtg, Iron Gray	1
27	16931	(0000-) Screw, Hex, M08 X 1.25 X 20, 8.8	5
28	39349	(0000-) Washer, Flt, .31 Sae	2
29	35973	(0000-) Flange, Brg, 1.9id 2h	2
30	25887	(0000-) Bearing, W/ Collar, 0.75b 1.85d 1.06w	1
31	39284	(0000-) Screw, Hex, M10 X 1.5 X 35, 8.8	1
32	39312	(0000-) Nut, Hex, Std, M10 X 1.5	1
33	387152	(0000-) Shaft, Threaded	1
34	77605	(0000-) Knob, Plastic	1
35	387055	(0000-) Skirt, Rh	1
36	1056930	(0000-) Retainer, Rh, Iron Gray	1
37	1057528	(0000-) Retainer, Skirt, .12, 1.7w X 07.3l, Gray	1
38	15678	(0000-) Screw, Hex, M06 X 1.0 X 16, Ss	4
39	41178	(0000-) Washer, Flat, .25 Fender	5
40	08712	(0000-) Nut, Hex, Lock, M06 X 1.0, NI, Ss	1
41	374185	(xxxx-) Sleeve, .318B .589D .325Ss	1
42	39281	(xxxx-) Screw, Hex, M08X1.25X90, 8.8	1
43	1056840	(xxxx-) Arm Wldt, Brush, Idler, Iron Gray	1

Fig. 44 - Sweeper Main Brush Lift Group

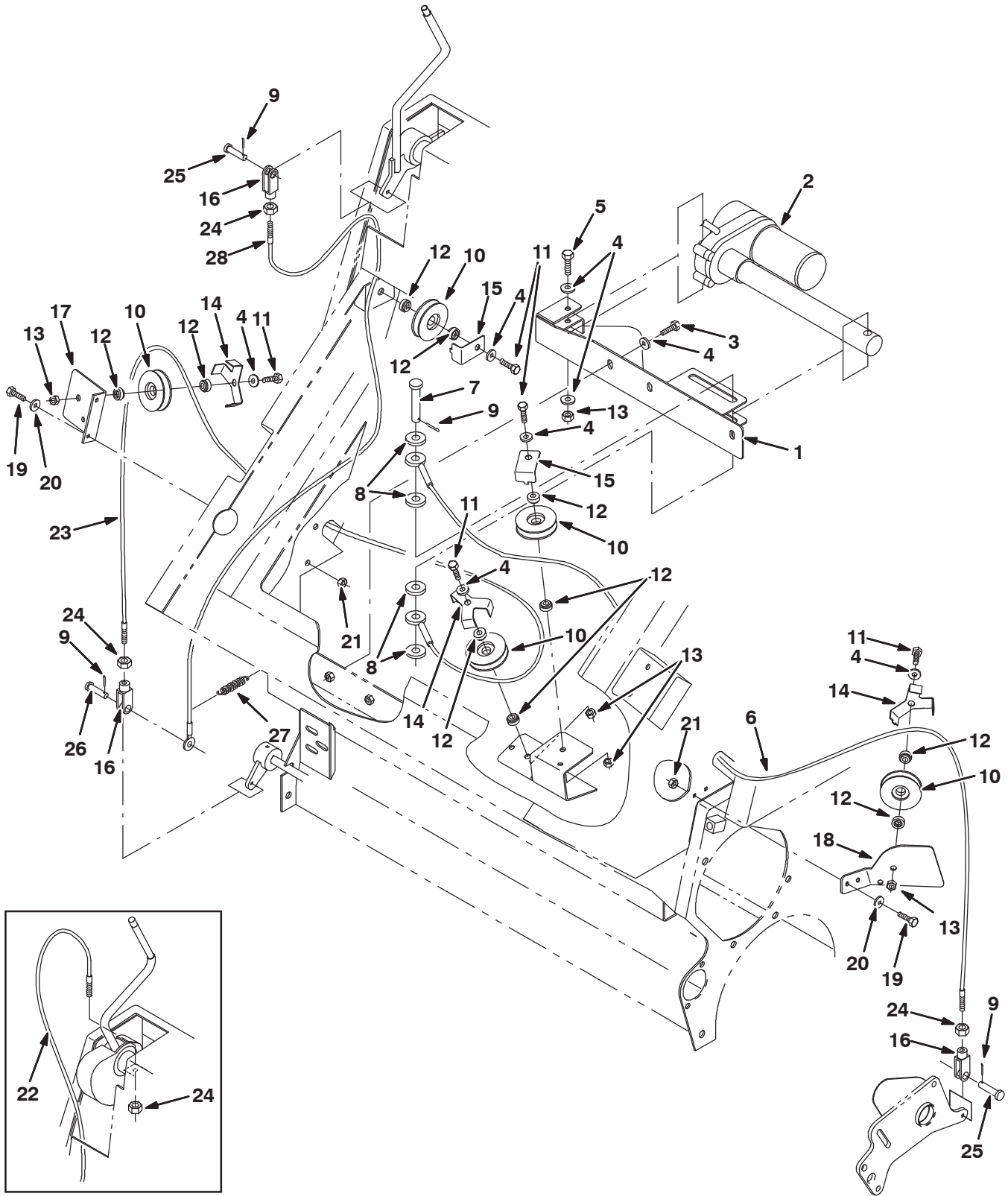


Fig. 44 - Sweeper Main Brush Lift Group

Ref.	Part No.	Serial Number	Description	Qty.
1	387442	(0000-0199) Actuator, Mount	1
1	1056528	(0200-) Bracket Wldt, Actuator, Iron Gray	1
2	1053340	(0000-) Actuator, 36vdc [Head Lift]	1
3	16931	(0000-) Screw, Hex, M08 X 1.25 X 20, 8.8	3
4	32491	(0000-) Washer, Flt, .31 Std	10
5	39278	(0000-) Screw, Hex, M08 X 1.25 X 50, 8.8	
6	386578	(0000-) Cable, Brush, Lift	1
7	51103	(0000-) Pin, Clevis, 0.50 D X 2.62l	1
8	32486	(0000-) Washer, Flt, .50 Sae	4
9	08175	(0000-) Pin, Cotter, .125 X 1.25	4
10	80235	(0000-) Sheave, Idler, 15mm Id, 2.44pd	5
11	41342	(0000-) Screw, Hex, M08 X 1.25 X 40, 8.8	5
12	80487	(0000-) Spacer, Idler .25 Lg	10
13	08709	(0000-) Nut, Hex, Lock, M08 X 1.25,NI	5
14	386628	(0000-) Angle, Cable. Keeper	3
15	386629	(0000-) Angle, Cable, Keeper	2
16	14595-1	(0000-) Clevis, Adj, 0.25pin, .25-28	3
17	386969	(0000-0199) Angle	1
17	1056508	(0200-) Angle	1
18	386972	(0000-0199) Angle	1
18	1056511	(0200-) Angle	1
19	06943	(0000-) Screw, Hex, M06 X 1.0 X 20, 8.8	4
20	32940	(0000-) Clevis, Adj, 1.12pin, 1.00-14	4
21	41359	(0000-) Nut, Hex, Std, M06 X 1.0	4
22	386577	(0000-xxxx) Cable, Flap, Lift	1
23	386579	(0000-) Cable, Flap, Lift	1
24	01714	(0000-) Nut, Hex, Std, .25-28	4
25	14605	(0000-) Pin, Clevis, 0.25 D X 0.75l	2
26	51727	(0000-) Pin, Clevis, 0.25 D X 1.00l	1
27	363981	(0000-) Spring, Extn, 0.50Od X 0.04Wir, 3.0L	1
28	387477	(xxxx-) Cable, Flap, Lift	1

Fig. 45 - Hopper Bumper Group

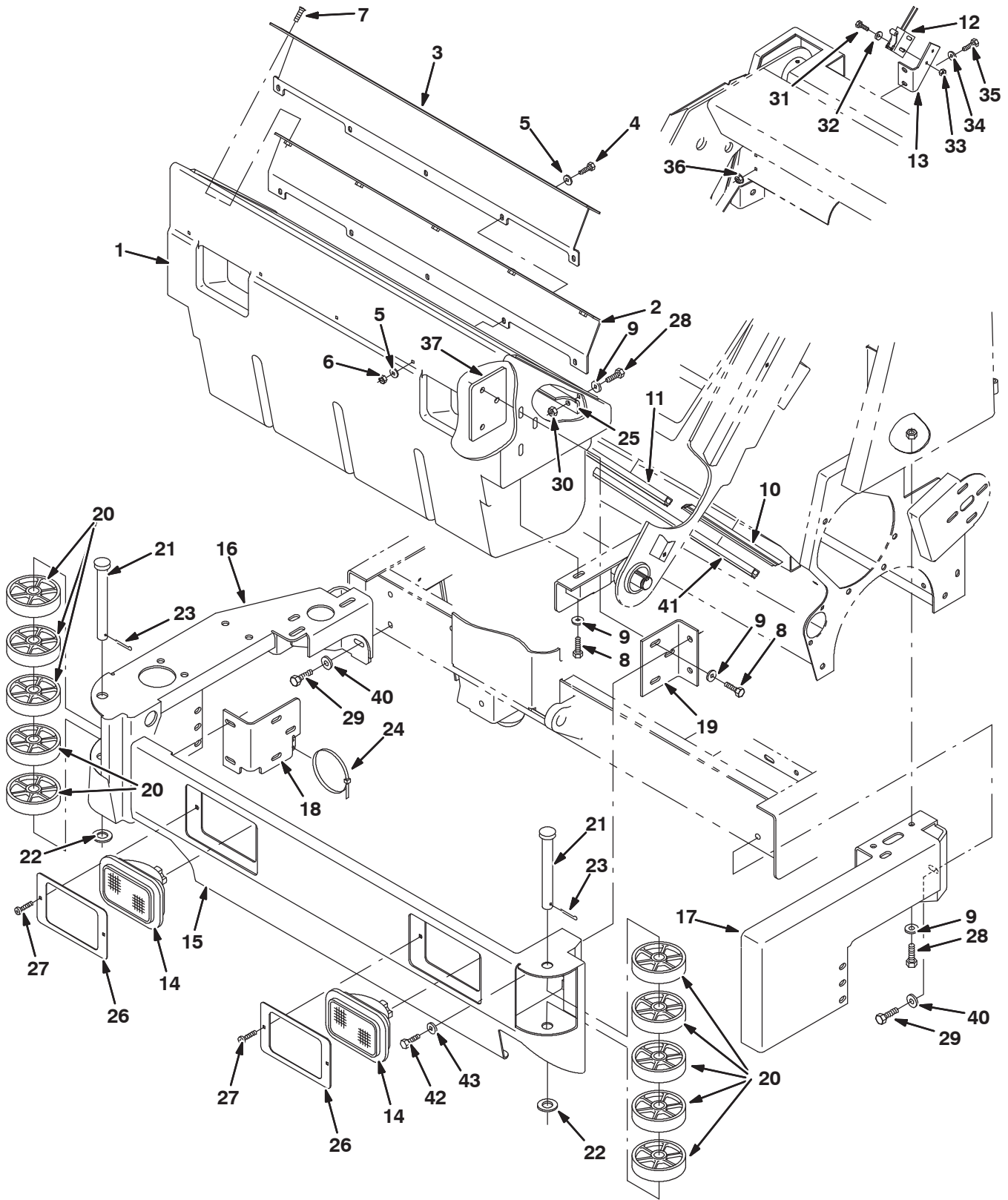


Fig. 45 - Hopper and Bumper Group

Ref.	Part No.	Serial Number	Description	Qty.	
1	386566	(0000-0199)) Hopper, Sweeper, [8300]	1	
1	1056437	(0200-) Hopper, Swpr, Teal [8300]	1	
2	386970	(0000-0199)) Brace, Hppr, Internal	1	
2	1056509	(0200-) Brace, Hppr, Int, Iron Gray	1	
3	386971	(0000-0199)) Brace, Hppr, External	1	
3	1056510	(0200-) Brace, Hppr, Ext, Iron Gray	1	
4	06944	(0000-) Screw, Hex, M06 X 1.0 X 25, 8.8	5	
5	32490	(0000-) Washer, Flt, .25 Std	10	
6	41359	(0000-) Nut, Hex, Std, M06 X 1.0	5	
7	06415	(0000-) Screw, Flat, M06 X 1.0 X 25, 10.9	5	
8	16931	(0000-) Screw, Hex, M08 X 1.25 X 16, 8.8	8	
9	32491	(0000-) Washer, Flt, .31 Std	18	
10	387407	(0000-) Seal, Hppr, Vertical	2	
11	387413	(0000-) Seal, Hppr, Horiz	1	
12	367404	(0000-) Switch Assy, Roller, No	1	
13	387295	(0000-01299)) Bracket, Switch	1	
13	1056522	(0200-) Bracket, Switch, Iron Gray	1	
▽	14	223044	(0000-) Headlight, 36vdc, 15cp 0.7a [#0534242]	2
▲	14	360518	(0000-) Lamp, 36vdc, 32cp .72a, [#sp7]	1
15	386908	(0000-0199)) Bumper Wldt	1	
15	1056792	(0200-) Bumper Wldt, Iron Gray	1	
16	386752	(0000-0199)) Bumper Wldt, Rh	1	
16	1056500	(0200-) Bumper Wldt, Rh, Iron Gray	1	
17	387095	(0000-0199)) Bumper Wldt, Lh	1	
17	1056795	(0200-) Bumper Wldt, Lh, Iron Gray	1	
18	386570	(0000-0199)) Angle, Bumper, Mtg, Rh	1	
18	1056498	(0200-) Angle, Bmpr, Mtg, Iron Gray	1	
19	387498	(xxxx-0199)) Bracket, Bumper	1	
19	1056808	(0200-) Bracket, Bmpr, Iron Gray	1	
20	364085	(0000-) Wheel, 4.0d 0.98w 0.78b	10	
21	51414	(0000-) Pin, Clevis, 0.75 D X 6.50l	2	
22	39350	(0000-) Washer, Flt, .75 Sae	2	
23	08236	(0000-) Pin, Cotter, .156 X 1.25	2	
24	49266	(0000-) Tie, Cable, Nyl, 07.3l .19w 1.8 Max D	3	
25	387019	(0000-) Angle	1	
26	363827	(0000-) Plate, Headlight	2	
26	1056677	(0200-) Plate, Headlight, Iron Gray	2	
27	74027	(0000-) Screw, Pan, M06-1.0 X 12, NI	4	
28	39277	(0000-) Screw, Hex, M08 X 1.25 X 25, 8.8	8	
29	39283	(0000-) Screw, Hex, M10 X 1.5 X 25, 8.8	4	
30	08709	(0000-) Nut, Hex, Lock, M08 X 1.25, NI	4	
31	09244	(0000-) Screw, Hex, M05 X 0.8 X 16, 8.8	2	
32	19066	(0000-) Washer, Flt, #10	2	
33	06549	(0000-) Nut, Hex, Lock, M05 X 0.8, NI	2	
34	06942	(0000-) Screw, Hex, M06 X 1.0 X 16, 8.8	2	
35	32483	(0000-) Washer, Flt, .25 Sae	2	
36	08708	(0000-) Nut, Hex, Lock, M06 X 1.0, NI	2	
37	1056926	(0000-) Plate, Iron Gray	2	
38	06955	(0000-) Screw, Hex, M08 X 1.25 X 35, 8.8	6	
39	07791	(0000-) Nut, Hex, Flng, M08 X 1.25	4	
40	32492	(0000-) Washer, Flt, .38 Std	4	
41	387406	(0000-) Seal, Hppr, Horiz	1	
42	06955	(xxxx-) Screw, Hex, M8X1.25 X 35, 8.8	2	
43	32491	(xxxx-) Washer, Flat, 0.31 Std	2	

Fig. 46 - Sweeper Main Brush Skirts Group

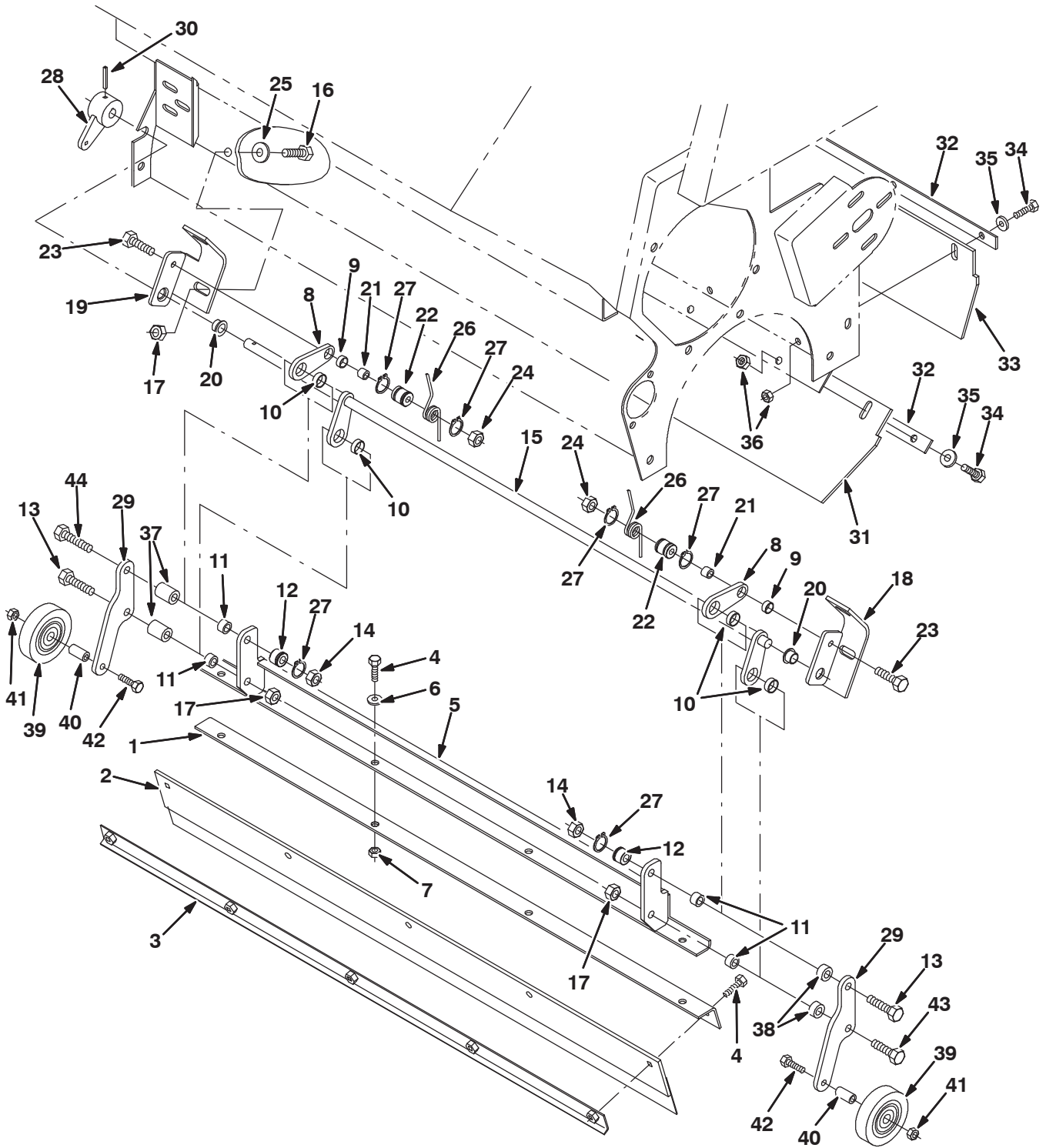


Fig. 46 - Sweeper Main Brush Skirt Group

Ref.	Part No.	Serial Number	Description	Qty.
1	387275	(0000-0199) Angle, Mtg, Front	1
1	1056519	(0200-) Angle, Mtg, Front, Iron Gray	1
2	386626	(0000-) Flap, Front	1
3	1056880	(0000-) Strip, Flap, Iron Gray	1
4	09740	(0000-) Screw, Hex, M08 X 1.25 X 20, Ss	9
5	387274	(0000-0199) Channel Wldt	1
5	1056518	(0200-) Channel Wldt, Iron Gray	1
6	07800	(0000-) Washer-Flt 8.4x17 X2 M8	4
7	07786	(0000-) Nut, Hex, Std, M08 X 1.25, Ss	4
8	1056925	(0000-) Arm, Iron Gray	2
9	367452	(0000-) Bushing, Sleeve, 0.50b 0.59d 0.25l, Bnz	2
10	360491	(0000-) Bushing, Sleeve, 0.63b 0.72d 0.25l	4
11	386581	(0000-) Bearing, Sleeve, 0.62od	4
12	387268	(0000-) Spacer, Short	2
13	06964	(0000-) Screw, Hex, M10 X 1.50 X 70, 8.8	2
14	08714	(0000-) Nut, Hex, Lock, M10 X 1.5, NI, Ss	2
15	1056881	(0000-) Arm Wldt, Flap, Lower, Iron Gray	1
16	09028	(0000-) Screw, Hex, M10 X 1.5 X 25, Ss	4
17	08714	(0000-) Nut, Hex, Lock, M10 X 1.5, NI, Ss	4
18	1056882	(0000-) Bar Wldt, Flap, Lh, Iron Gray	1
19	1056920	(0000-) Bar Wldt, Flap, Rh, Iron Gray	1
20	15648	(0000-) Bushing, Flng, 0.50b 0.59d 0.38l	2
21	387235	(0000-) Sleeve	2
22	387234	(0000-) Spacer	2
23	09026	(0000-) Screw, Hex, M08 X 1.25 X 40, Ss	2
24	07786	(0000-) Nut, Hex, Std, M08 X 1.25, Ss	2
25	33924	(0000-) Washer, Flat, M10, 10.5x21x2ss	4
26	387296	(0000-) Spring, Tors, .81ld .09W 3.0 Coil	2
27	26428	(0000-) Ring, Retaining, Ext, 0.75d, Hd	6
28	1056879	(0000-) Arm Wldt, Flap, Iron Gray	1
29	387397	(0000-0199) Leg	1
29	1056525	(0200-) Leg, Iron Gray	1
30	26103	(0000-) Pin, Roll, .180 D X 1.25L, .187/.192	1
31	386828	(0000-) Skirt, Recirculation	1
32	1057529	(0000-) Strip, Flap, Recirculation, Iron Gray	1
33	386829	(0000-) Skirt, Recirculation	1
34	76570	(0000-) Screw, Hex, M08 X 1.25 X 30, 8.8	4
35	32491	(0000-) Washer, Flt, .31 Std	8
36	08709	(0000-) Nut, Hex, Lock, M08 X 1.25, NI	8
37	387398	(0000-0199) Spacer	2
37	1056526	(0200-) Spacer, Iron Gray	2
38	387399	(0000-0199) Spacer	2
38	1056527	(0200-) Spacer, Iron Gray	2
39	222066	(0000-) Wheel, 3.0D 0.88W 0.50B	2
40	222496	(0000-) Sleeve	2
41	08713	(0000-) Nut, Hex, Lock, M08 X 1.25, NI, Ss	2
42	09026	(0000-) Screw, Hex, M08 X 1.25 X 40, Ss	2
43	32731	(0000-) Screw, Hex, M10 X 1.5 X 50, Ss	1
44	06965	(0000-) Screw, Hex, M10 X 1.5 X 80, 8.8	1

Fig. 47 - Hopper Lift Arms Group

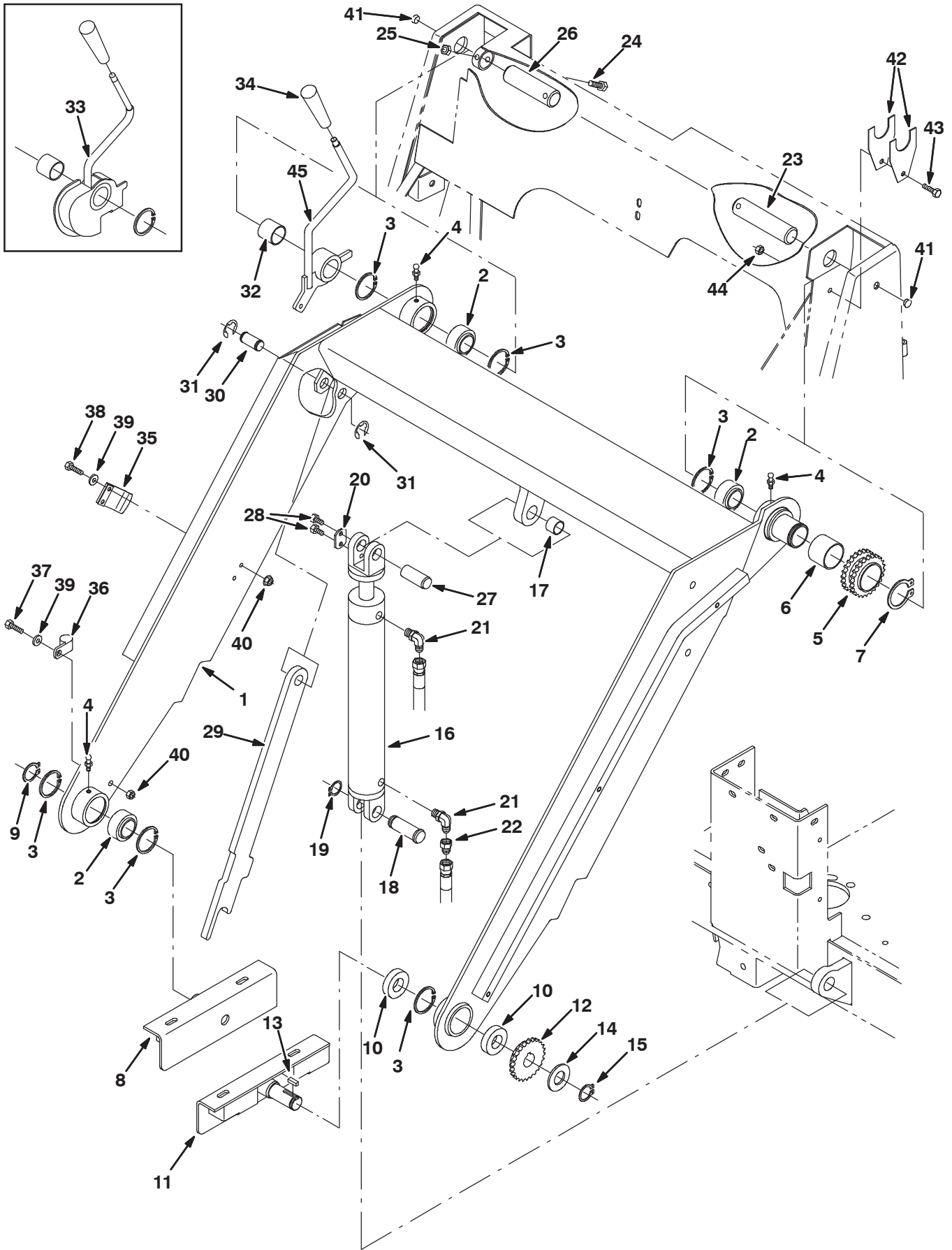


Fig. 47 - Hopper Lift Arms Group

Ref.	Part No.	Serial Number	Description	Qty.
1	387345	(0000-0199) Arm Wldt, Lift, Hopper, W/ Label, [8300]	1
1	9006953	(0200-) Arm Assy, Lift, Hppr, W/ Label,Iron Gray [TNV]	1
2	42120-1	(0000-) Bearing, Self Align, 1.25b 2.00d	3
3	59542	(0000-) Ring, Retaining, Int, 2.00d	6
4	07259	(0000-) Fitting, Grease, Str Pm04 .47l	3
5	1057522	(0000-) Sprocket Wldt, 40, 18tooth, Iron Gray	1
6	386801	(0000-) Bearing, Sleeve, 1.75id	1
7	87147	(0000-) Ring, Retaining, Ext, 1.75d, Hd	1
8	1056898	(0000-) Bracket, Hppr, Rh, Iron Gray	1
9	58359	(0000-) Retainer, Ring	1
10	386694	(0000-) Bearing, Ball, 1.00b 2.00d 0.50w	2
11	386569	(0000-0199) Bracket, Hopper, Lh	1
11	1056678	(0200-) Bracket, Hppr, Lh, Iron Gray	1
12	386540	(0000-) Sprocket, Hopper	1
13	00926	(0000-) Key, Sq, 0.25 X 0.25, 00.75l	1
14	45888	(0000-) Washer, Flat, 1.00, Sae	1
15	386962	(0000-) Ring, Retaining, Ext, 1.00od	1
16	379120	(0000-) Cylinder, Hyd, 2.0b, . L,12.00strk,2500	1
17	364587	(0000-) Bushing, Sleeve, 0.88b 1.00d 0.75l, Bnz	1
18	73077	(0000-) Pin, Clevis	1
19	72899	(0000-) Ring, Retaining, Ext, 0.88d	1
20	72897	(0000-) Plate, Pin, Clevis, Upper	1
21	77097	(0000-) Fitting, Hyd, E90, Jm04/Om04	2
22	16455	(0000-) Fitting, Hyd, Rst, Jm04/.047	1
23	386690	(0000-) Pin	1
24	39278	(0000-) Screw, Hex, M08 X 1.25 X 50, 8.8	2
25	08709	(0000-) Nut, Hex, Lock, M08 X 1.25,NI	2
26	386689	(0000-) Pin	1
27	72898	(0000-) Pin, Clevis	1
28	11329	(0000-) Screw, Hex, M06 X 1.0 X 16, Ss, NI	2
29	387364	(0000-) Arm, Safety W/ Label, [8300]	1
30	387335	(0000-) Pin, Arm, Safety	1
31	59840	(0000-) Ring, Retaining, Ext, 0.75d	2
32	386598	(0000-) Bearing, Sleeve, 1.25id	1
33	386599	(0000-xxxx) Lever Assy, Flap	1
34	54995	(0000-) Knob, Tapered	1
35	364672	(0000-) Clip, Spring, Prop Arm	1
36	40678-1	(0000-) Clamp, Cable, Stl, 0.88d X 0.62w, 1h	1
37	06943	(0000-) Screw, Hex, M06 X 1.0 X 20, 8.8	1
38	06942	(0000-) Screw, Hex, M06 X 1.0 X 16, 8.8	2
39	32483	(0000-) Washer, Flt, .25 Sae	3
40	07790	(0000-) Nut, Hex, Flng, M06 X 1.0	3
41	56992	(0000-) Button, Plug, 0.50H .03-.12 [Black Nyl]	2
42	360768	(0000-) Plate, Spacer, Lift Arm	4
43	06943	(0000-) Screw, Hex, M06 X 1.0 X 20, 8.8	1
44	07790	(0000-) Nut, Hex, Flng, M06 X 1.0	1
45	387472	(xxxx-) Lever Wldt, Flap	1

Fig. 48 - Hopper Chain and Cover Group

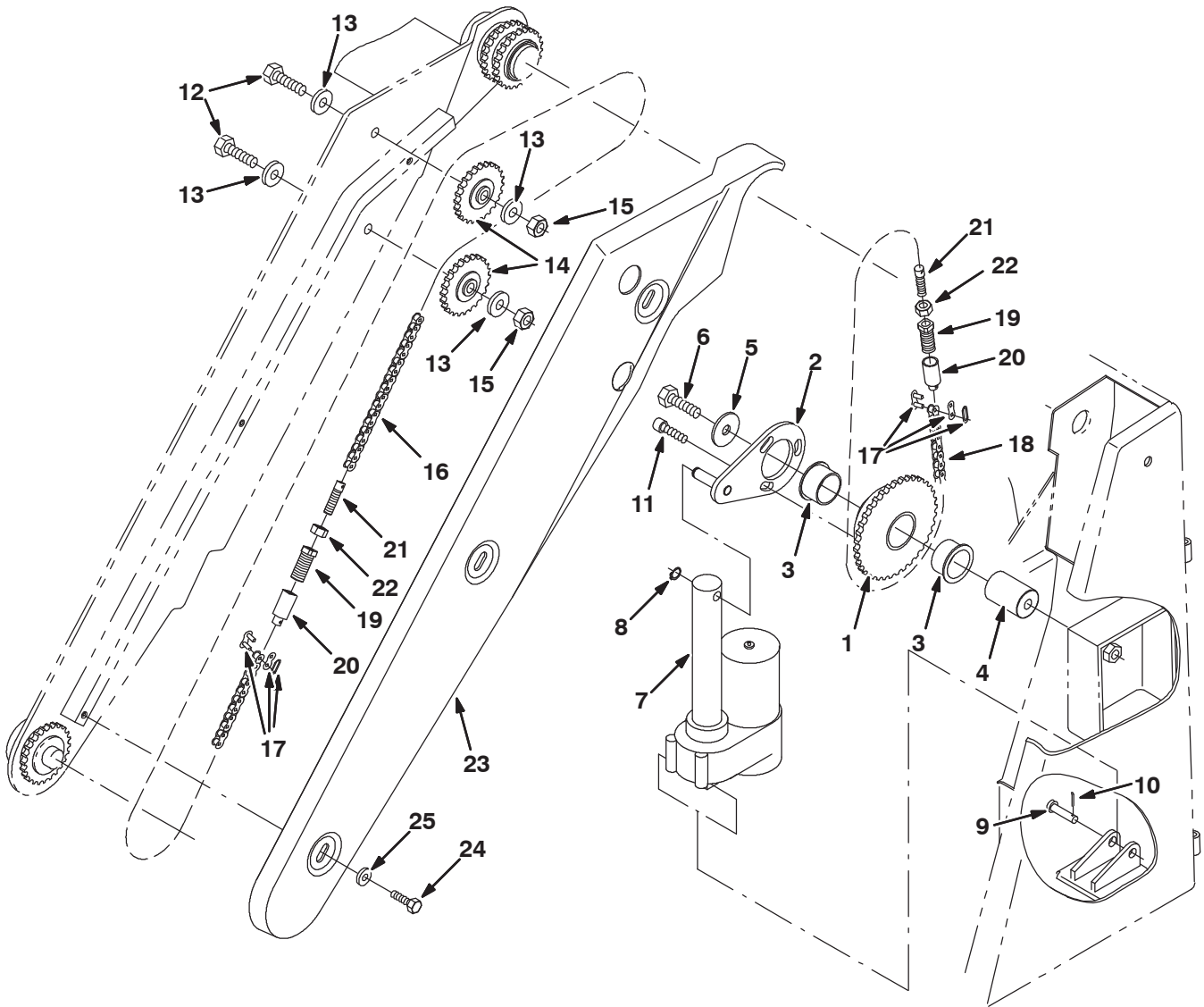


Fig. 48 - Hopper Chain and Cover Group

Ref.	Part No.	Serial Number	Description	Qty.
1	1057523	(0000-) Sprocket Wldt, 40, 32tooth, 1.66b, Gray	1
2	1056918	(0000-) Arm Wldt, Iron Gray	1
3	54620	(0000-) Bushing, Flng, 1.50b 1.65d 1.00l	2
4	386783	(0000-) Shaft	1
5	51564	(0000-) Washer, 0.53b 1.75d .12, Stl, Pl	1
6	06974	(0000-) Screw, Hex, M12 X 1.75 X 80, 8.8	1
7	387144	(0000-) Actuator, Rollout	1
8	70717	(0000-) Ring, Retaining, Ext, 0.50d, Hd	1
9	17461	(0000-) Pin, Clevis, 0.37 D X 1.75l	1
10	08179	(0000-) Pin, Cotter, .094 X 1.00	1
11	39309	(0000-) Screw, Soc, M10 X 1.5 X 25, 12.9	3
12	06971	(0000-) Screw, Hex, M12 X 1.75 X 50, 8.8	2
13	32486	(0000-) Washer, Flt, .50 Sae	4
14	386539	(0000-) Sprocket, Idler	2
15	08711	(0000-) Nut, Hex, Lock, M12 X 1.75, NI	2
16	386554	(0000-) Chain, Arm	1
17	07112	(0000-) Link, Chain, Roller, #40	2
18	386555	(0000-) Chain, Drive	1
19	386997	(0000-) Housing	2
20	386998	(0000-) Ear	2
21	386999	(0000-) Pivot	2
22	32716	(0000-) Nut, Hex, Jam, M10 X 1.5, Ss	2
23	387279	(0000-0199) Cover, Chain	1
23	1056642	(0200-) Cover, Chain, Teal	1
24	16931	(0000-) Screw, Hex, M08 X 1.25 X 20, 8.8	3
25	32491	(0000-) Washer, Flt, .31 Std	3

Fig. 49 - Hopper Hood and Filter Box Group

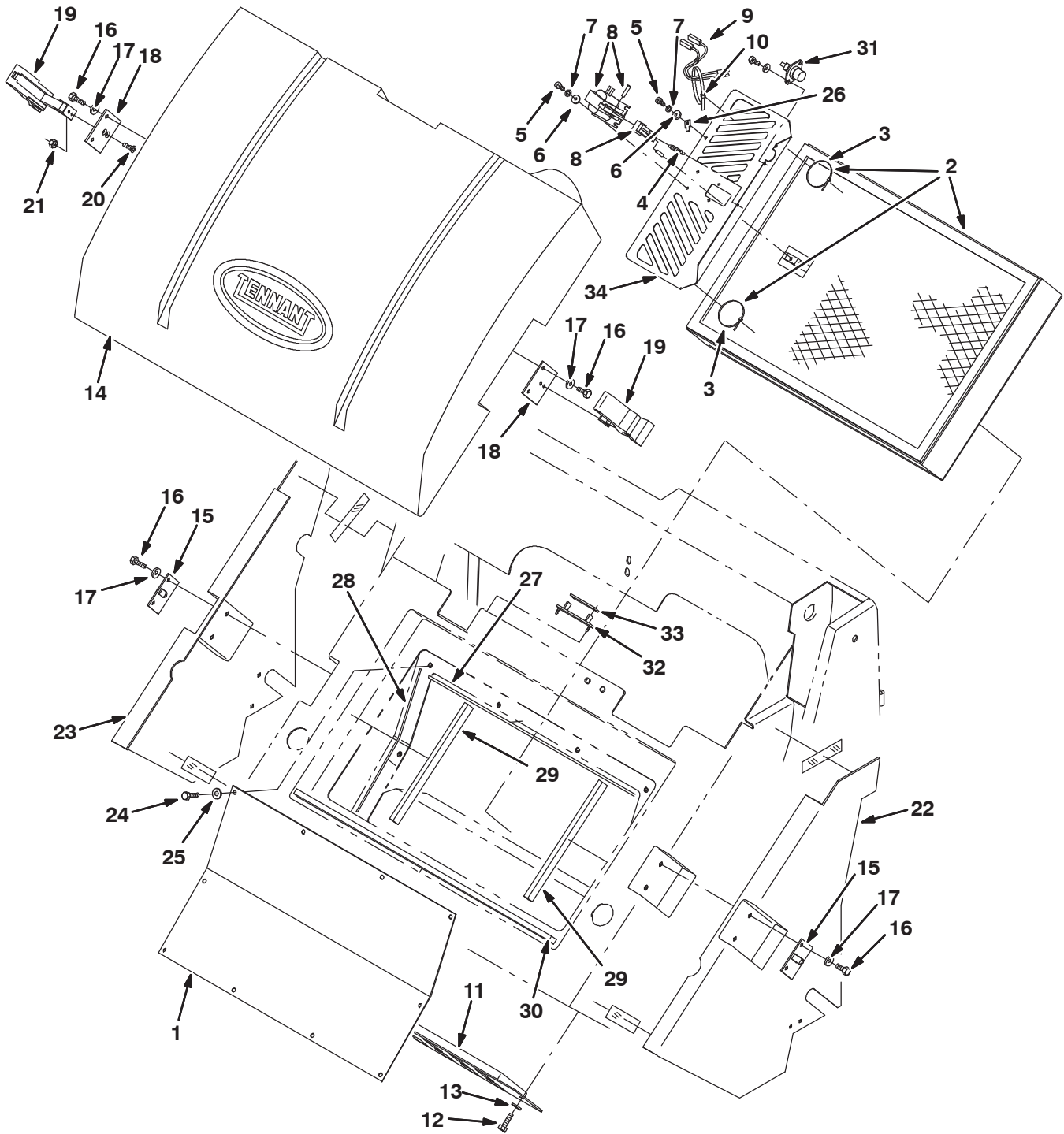


Fig. 49 - Hopper Filter Box Group

Ref.	Part No.	Serial Number	Description	Qty.	
1	386989	(0000-0199) Panel, Access	1	
1	1056683	(0200-) Panel, Access, Iron Gray	1	
▽	2	375213	(0000-) Kit, Ci, Fltr, [8300]	1
▲	3	49266	(0000-) Tie, Cable, Nyl, 07.3L .19W 1.8MaxD	2
4	1045426	(0000-) Spring, Extn, 0.43OD 0.05Wir 01.4L	1	
5	49697	(0000-) Screw, Pan, M04 X 0.7 X 10, Ss	5	
6	19065	(0000-) Washer, Flt, #08	5	
7	32978	(0000-) Washer, Lock, Int, #08	5	
8	379891	(0000-) Solenoid, Filter Shaker	1	
9	383835	(0000-) Harness, Solenoid, Shagr, [6200]	1	
10	49266	(0000-) Tie, Cable, Nyl, 07.3l .19w 1.8 Max D	1	
11	386919	(0000-0199) Panel Wldt, Perma-Filter	1	
11	1056682	(0200-) Panel Wldt, Perma-Filter, Iron Gray	1	
12	16931	(0000-) Screw, Hex, M08 X 1.25 X 20, 8.8	2	
13	32491	(0000-) Washer, Flt, .31 Std	2	
14	386463	(0000-0199) Cover, Hopper	1	
14	1056436	(0200-) Cover, Hppr, Teal	1	
15	387284	(0000-0199) Plate, Latch, Upper	2	
15	1056521	(0200-) Plate, Latch, Upper, Iron Gray	2	
16	87308	(0000-) Screw, Hex, M06 X 1.0 X 12, 8.8	8	
17	32490	(0000-) Washer, Flt, .25 Std	8	
18	387283	(0000-0199) Plate, Latch, Lower	2	
18	1056520	(0200-) Plate, Latch, Lower, Iron Gray	2	
19	360824	(0000-) Latch	2	
20	360826	(0000-) Screw, Flat, M05 X 0.8 X 16, 10.9	4	
21	06549	(0000-) Nut, Hex, Lock, M05 X 0.8, NI	4	
22	387542	(0000-0199) Kit, Panel, Lh	1	
22	9006963	(0200-) Panel Kit, Lh, Teal	1	
23	387543	(0000-0199) Kit, Panel, Rh	1	
23	9006964	(0200-) Panel Kit, Rh, Teal	1	
24	87308	(0000-) Screw, Hex, M06 X 1.0 X 12, 8.8	10	
25	32483	(0000-) Washer, Flt, .25 Sae	10	
26	68106	(0000-) Terminal, Qdc, [.25m, Tab ,]	1	
27	387384	(0000-) Seal, Horiz	2	
28	387383	(0000-) Seal, Vertical	2	
29	387385	(0000-) Spacer, Fltr, Vertical	2	
30	387386	(0000-) Spacer, Fltr, Horiz	1	
31	87546	(0000-) Thermostat	1	
32	386808	(0000-) Clamp, Ribbon Cable	1	
33	386809	(0000-) Clamp, Ribbon Cable, Hold-Down	1	
34	387404	(0000-) Angle, Mtg, Fltr Shaker	1	

Fig. 50 - Sweeper Vacuum Fan Group

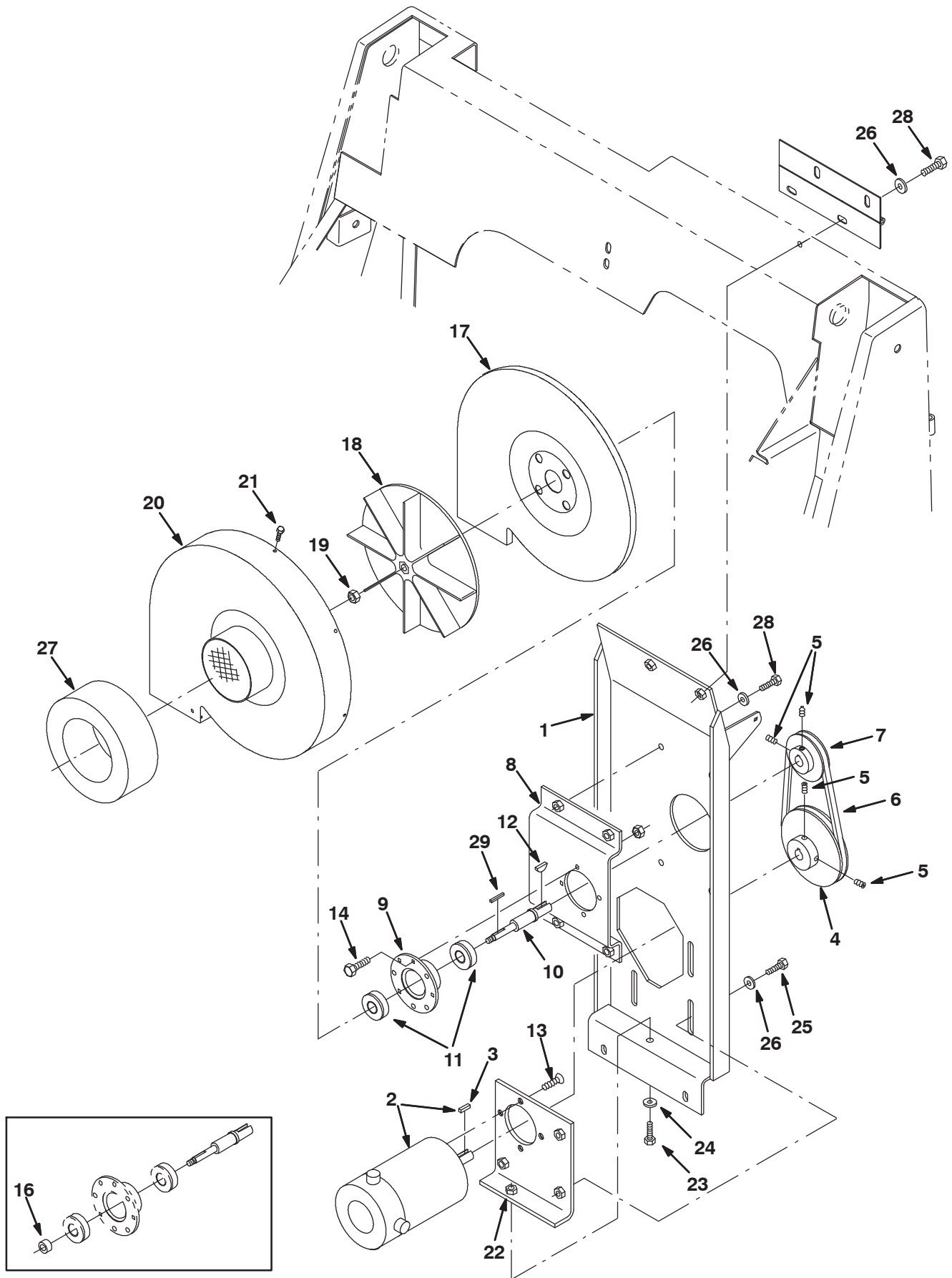


Fig. 50 - Sweeper Vacuum Fan Group

Ref.	Part No.	Serial Number	Description	Qty.	
1	386686	(0000-0199) Plate Wldt	1	
1	1056393	(0200-) Plate Wldt, Iron Gray	1	
2	222409	(0000-xxxx) Motor, Ele, 36Vdc (See Breakdown) (Repl. by 374201)	1	
2	374201	(xxxx-) Motor, Ele, 36Vdc 0.75 Hp 2500Rpm (See Breakdown)	1	
3	00912	(0000-) Key, Sq, 0.19 X 0.19, 01.00l	1	
4	1057515	(0000-) Sheave, 01grv, 04.7pd 0.75b, Gray [3v]	1	
5	39338	(0000-) Screw, Set, .31-18 X 0.50, Soc	4	
6	360686	(0000-) Belt, V, [3v] 33.5l	1	
7	360181	(0000-) Sheave, [3v], 1grv, 02.6pd 0.63b	1	
8	387081	(0000-0199) Bracket	1	
8	1056686	(0200-) Bracket, Iron Gray	1	
▽	387387	(0000-) Bearing Assy	1	
▲	9	41561	(0000-) Bushing Assy, Flng, 4 Hole, 1.57b, Stl	1
▲	10	387376	(0000-) Shaft	1
▲	11	32525	(0000-) Bearing, Ball, 0.67b 1.57d 0.47w	2
12	00500-10	(0000-) Key, Woodruff, 0.19 0.75, [ASA#0606]	1	
13	32129	(0000-) Screw, Flat, M08 X 1.25 X 20, 10.9	4	
14	06943	(0000-) Screw, Hex, M06 X 1.0 X 20, 8.8	4	
15	08708	(0000-) Nut, Hex, Lock, M06 X 1.0, NI	4	
16	10362	(0000-xxxx) Spacer	1	
17	36593	(0000-0199) Housing, Vacfan, Rear, 9.0d, Impeller	1	
17	1056676	(0200-) Housing, Vacfan, Rear, 9.0d, Impeller	1	
18	74454	(0000-) Impeller, 9.00d X 1.40w X 0.376b	1	
19	87299	(0000-xxxx) Nut, Hex, Flexlock, .31-24	1	
19	71244	(xxxx-) Nut, Hex, Flexlock, .38-24	1	
20	387349	(0000-) Cover, Vac Fan, W/ Label, [8300]	1	
21	87838	(0000-) Screw, Hex, #06-20 X 0.50, Fmg, [Ab]	9	
22	387082	(0000-0199) Angle	1	
22	1056687	(0200-) Angle, Iron Gray	1	
23	33401	(0000-) Screw, Hex, M8 X 1.25 X 50, Ss, Fl	1	
24	32492	(0000-) Washer, Flt, .38 Std	1	
25	39277	(0000-) Screw, Hex, M08 X 1.25 X 25, 8.8	3	
26	32491	(0000-) Washer, Flt, .31 Std	11	
27	387408	(0000-) Seal, Vac Fan	2	
28	16931	(0000-) Screw, Hex, M08 X 1.25 X 20, 8.8	8	
29	00954	(0000-) Key, Sq, 0.12 X 0.12, 01.00l	1	

Fig. 51 - Hydraulic Solenoid Valve Group

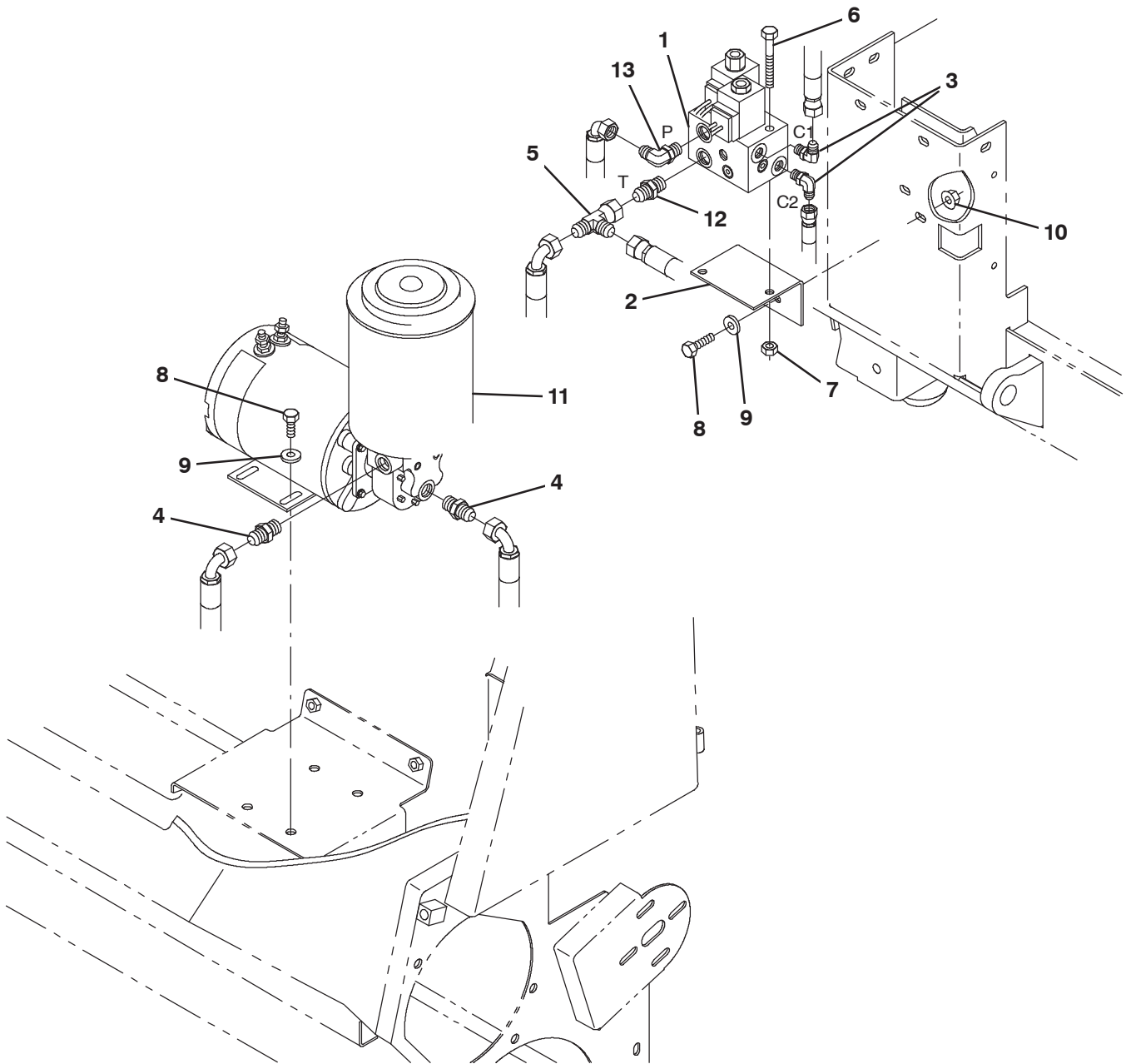
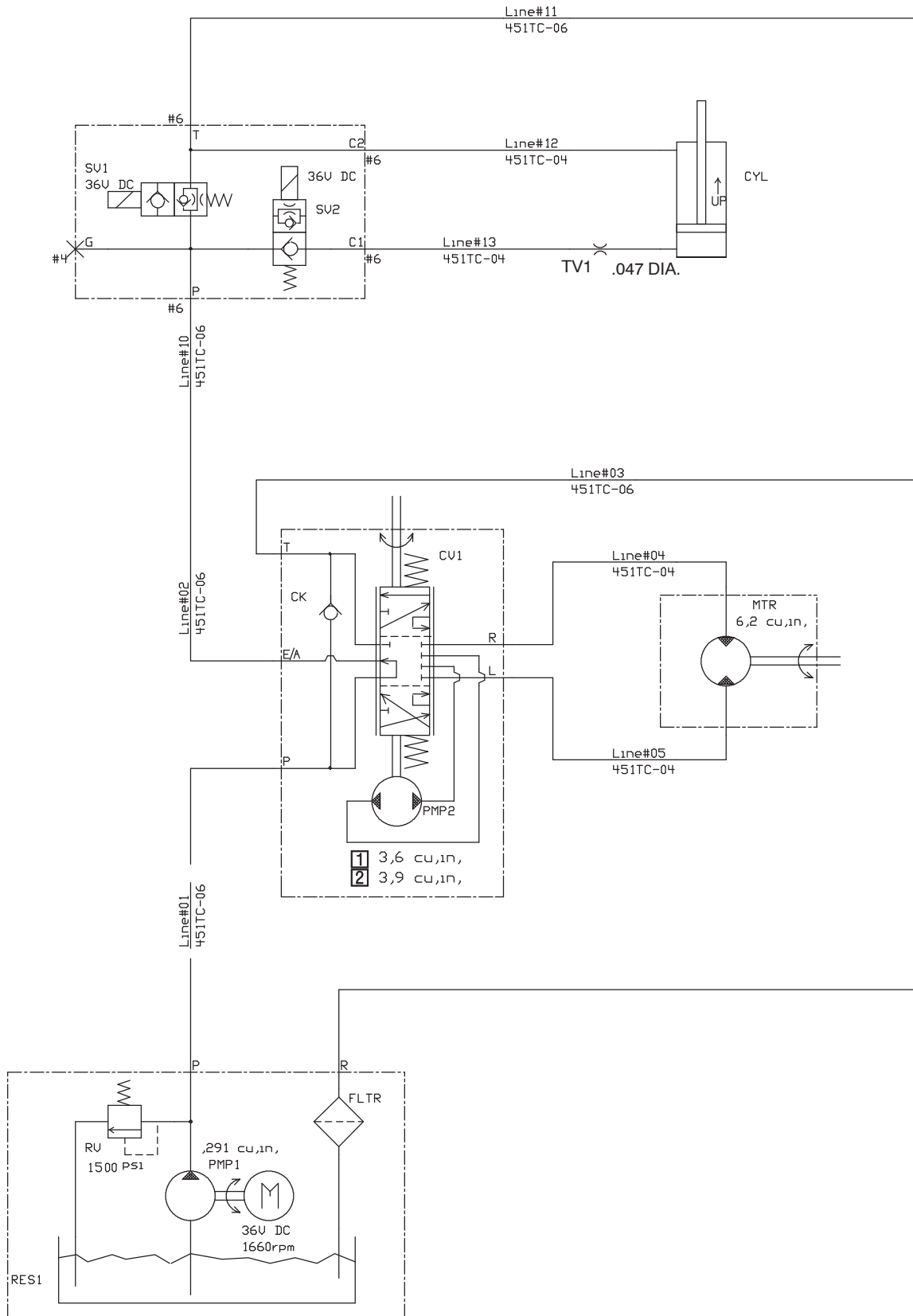


Fig. 51 - Hydraulic Solenoid Valve Group

Ref.	Part No.	Serial Number	Description	Qty.
1	386705	(0000-1118) Valve, Hyd, Solenoid (See Breakdowns) Replaced by 1049212	1
1	1049212	(1119-) Valve, Cntrl, Hyd, Solenoid, 36Vdc 06Gpm (See Breakdowns)	1
2	387351	(0000-0199) Angle	1
2	1056523	(0200-) Angle, Iron Gray	1
3	77097	(0000-) Fitting, Hyd, E90, Jm04/Om04	2
4	56690	(0000-) Fitting, Hyd, Str, Jm06/Om06	3
5	42215	(0000-) Fitting, Hyd, Tee, Jf06/Jm06/Jm06, Run	1
6	06958	(0000-) Screw, Hex, M08 X 1.25 X 80, 8.8	2
7	08709	(0000-) Nut, Hex, Lock, M08 X 1.25, NI	2
8	16931	(0000-) Screw, Hex, M08 X 1.25 X 20, 8.8	6
9	32491	(0000-) Washer, Flt, .31 Std	6
10	07791	(0000-) Nut, Hex, Flng, M08 X 1.25	2
11	386704	(0000-) Powerunit, Hyd, 36Vdc (See Breakdowns)	1
12	56690	(0000-) Fitting, Hyd, Str, Jm06/Om06	1
13	56820	(0000-) Fitting, Hyd, E90, Jm06/Om06	3

Fig. 52 - Hydraulic Schematic



1 Serial number/ Seriennummer/ Numéro de Serie from/ab/du-to/bis/à (0000-003713)

2 Serial number/ Seriennummer/ Numéro de Serie from/ab/du-to/bis/à (003714-)

Fig. 53 - Hydraulic Hose Group

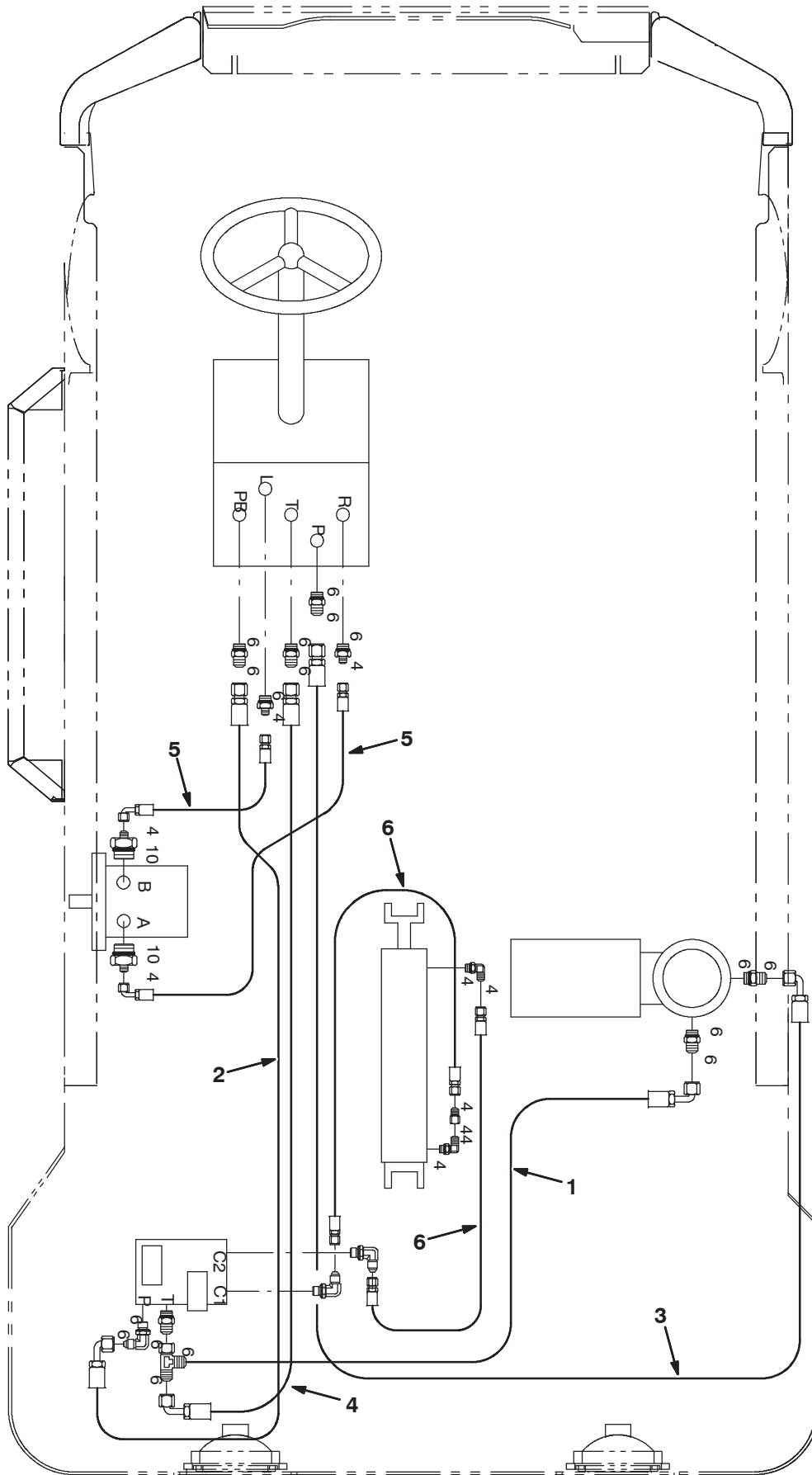


Fig. 53 - Hydraulic Hose Group

Ref.	Part No.	Serial Number	Description	Qty.
1	361043	(0000-) Hose, Hyd,Med06, Jf06str /Jf06e90 , 26.0	1
2	387281	(0000-) Hose, Hyd,Tc 04, Jf04str /Jf04e90 , 20.0	1
3	386711	(0000-) Hose, Hyd, Tc 06, Jf str/E90 , 48.0l	1
4	387282	(0000-) Hose, Hyd,Tc 06, Jf06str /Jf06e90 , 24.0	1
5	381867	(0000-) Hose, Hyd,Tc 04, Jf04str /Jf04e90 , 30.0	2
6	1036903	(0000-) Hose, Hyd, Tc04, Jf04Str/Jf04Str, 025.0	2

Fig. 54 - Control Box Circuit Breaker Group

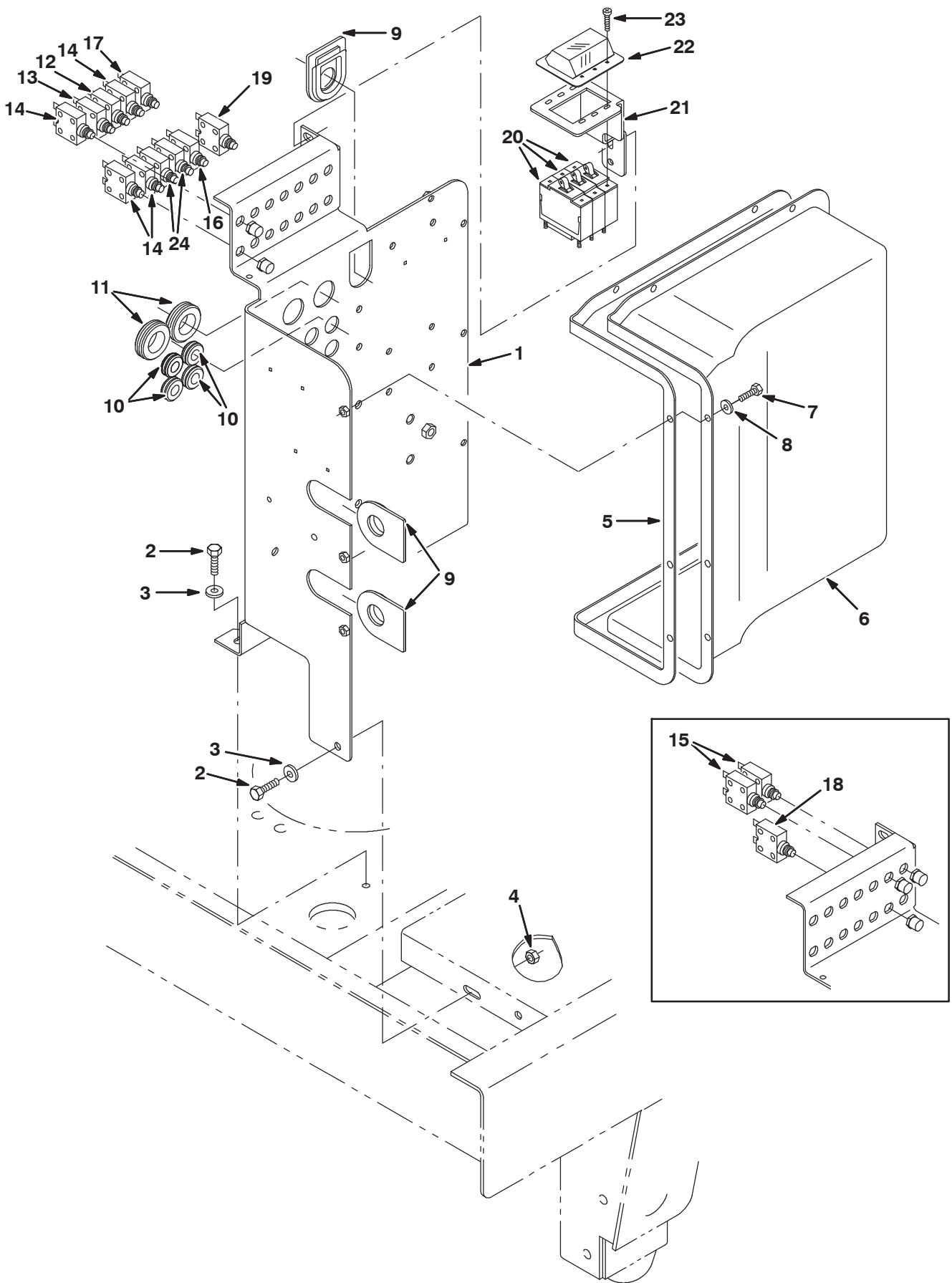


Fig. 54 - Control Box Circuit Breaker Group

Ref.	Part No.	Serial Number	Description	Qty.
1	387453	(0000-0199) Plate, Controlbox	1
1	1056486	(0200-) Plate, Controlbox, Iron Gray	1
2	16931	(0000-) Screw, Hex, M08 X 1.25 X 20, 8.8	3
3	32491	(0000-) Washer, Flt, .31 Std	3
4	08709	(0000-) Nut, Hex, Lock, M08 X 1.25,NI	1
5	386127	(0000-) Gasket, Cover, Controller	1
6	386128	(0000-) Cover, Controlbox	1
7	09244	(0000-) Screw, Hex, M05 X 0.8 X 16, 8.8	8
8	01683	(0000-) Washer, Flt, #10 Ss	8
9	386563	(0000-) Grommet, Rbr, 1.0b	3
10	10632-17	(0000-) Grommet, Rbr, 0.50id, F/ 0.8h, .12matl	4
11	10632-14	(0000-) Grommet, Rbr, 1.00id, F/ 1.4h, .12matl	2
12	383725	(0000-) Circuitbreaker,30.0a	1
13	383723	(0000-) Circuitbreaker, 20.0a	1
14	383722	(0000-) Circuitbreaker, 15.0a	4
15	383728	(0000-xxxx) Circuitbreaker, 50.0a	2
16	383724	(0000-) Circuitbreaker, 25.0a	1
17	383721	(0000-) Circuitbreaker, 10.0a	1
18	383728	(0000-xxxx) Circuitbreaker, 50.0a (Center Brush Option)	1
19	383727	(0000-) Circuitbreaker, 40.0a (Power Steering Option)	1
20	387636	(xxxx-) Circuitbreaker, 40a, (Max Pro™ 1200 Disk)	3
20	387636	(xxxx-) Circuitbreaker, 40a, (Max Pro™ 1000 Disk W/Std Motor)	2
20	387637	(xxxx-) Circuitbreaker, 45a, (Max Pro™ 1000 Disk W/Hd Motor)	2
20	387637	(xxxx-) Circuitbreaker, 45a, (Max Pro™ 1000 Cylindrical)	2
20	387637	(xxxx-) Circuitbreaker, 45a, (Max Pro™ 1200 Cylindrical)	2
21	387634	(xxxx-) Bracket, Mtg, Circuitbreaker, [Hi-Mag]	1
22	387640	(xxxx-) Boot, Protector, Circuitbreaker	1
23	19320	(xxxx-) Screw, Pan, #06-32X0.38, 1	6
24	383723	(0000-xxxx) Circuitbreaker, 20.0a [Resetable]	2
24	383725	(xxxx-) Circuitbreaker, 30.0a, Resetable	2

Fig. 55 - Control Box Contactor Group (0000-xxxx)

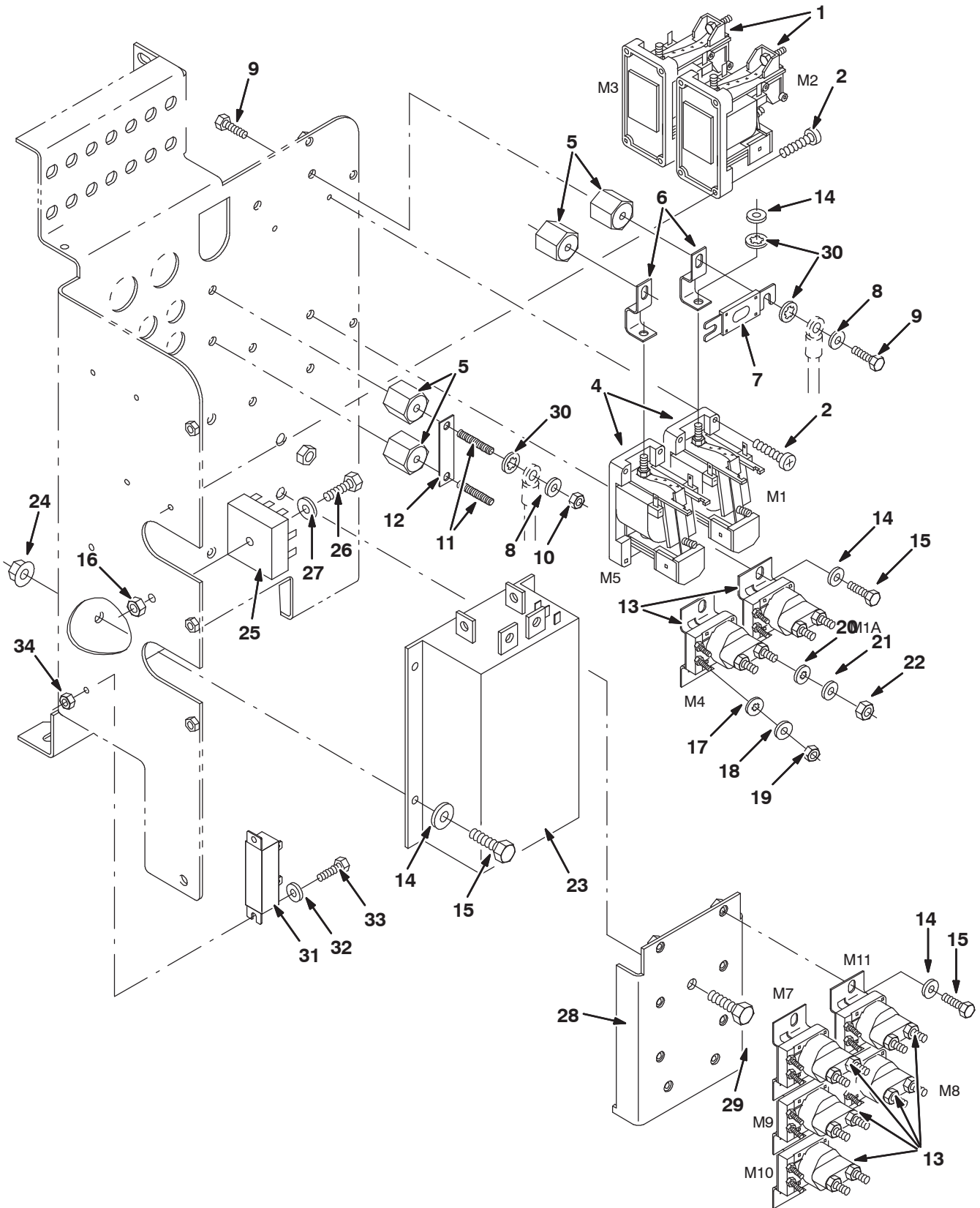


Fig. 55 - Control Box Contactor Group (0000-xxxx)

Ref.	Part No.	Serial Number	Description	Qty.
1	87482	(0000-xxxx)) Contactor, 36vdc, Spdt	2
2	71026	(0000-xxxx)) Screw, Hex, M04 X 0.7 X 20, Fmg	8
3	02850	(0000-xxxx)) Nut, Hex, Lock, M04 X 0.7, NI	8
4	86375	(0000-xxxx)) Contactor, 36vdc, [Spno]	2
5	76062	(0000-xxxx)) Insulator, Panel	4
6	87507	(0000-xxxx)) Busbar, Fuse, .6 0.6w 0.8h 2.0l	2
7	386348	(0000-xxxx)) Fuse, 200amp	1
8	32490	(0000-xxxx)) Washer, Flt, .25 Std	4
9	19314	(0000-xxxx)) Screw, Hex, .25-20 X 0.38, 5	6
10	19312	(0000-xxxx)) Nut, Hex, Std, .25-20	2
11	41702	(0000-xxxx)) Rod, Thrld, Full, .25-20 01.5l	2
12	87483	(0000-xxxx)) Busbar, .06 0.6w 2.5l 2/.28h	1
13	386810	(0000-xxxx)) Contactor, 36vdc	7
14	32483	(0000-xxxx)) Washer, Flt, .25 Sae	20
15	06942	(0000-xxxx)) Screw, Hex, M06 X 1.0 X 16, 8.8	14
16	08708	(0000-xxxx)) Nut, Hex, Lock, M06 X 1.0, NI	7
17	32980	(0000-xxxx)) Washer, Lock, Int, #10	14
18	19066	(0000-xxxx)) Washer, Flt, #10	14
19	01713	(0000-xxxx)) Nut, Hex, Std, #10-32, 2	14
20	32984	(0000-xxxx)) Washer, Lock, Int, .31	14
21	39349	(0000-xxxx)) Washer, Flt, .31 Sae	14
22	01715	(0000-xxxx)) Nut, Hex, Std, .31-24	14
23	386303	(0000-xxxx)) Controller, Motor, 36vdc, 1205	1
24	07790	(0000-xxxx)) Nut, Hex, Flng, M06 X 1.0	4
25	81922	(0000-xxxx)) Module	1
26	06946	(0000-xxxx)) Screw, Hex, M06 x 1.0 x 35, 8.8	1
27	32491	(0000-xxxx)) Washer, Flt, .31 Std	1
28	387452	(0000-xxxx)) Plate, Mtg, Contactor	1
29	41342	(0000-xxxx)) Screw, Hex, M08 X 1.25 X 40, 8.8	2
30	32982	(0000-xxxx)) Washer, Lock, Int, .25	9
31	87349	(0000-xxxx)) Resistor, 040.00ohm, 40watt	1
32	01683	(0000-xxxx)) Washer, Flt, #10 Ss	2
33	12312	(0000-xxxx)) Screw, Hex, M05 X 0.8 X 12, 8.8	2
34	06549	(0000-xxxx)) Nut, Hex, Lock, M05 X 0.8, NI	2

Fig. 56 - Control Box Contactor Group (xxxx-)

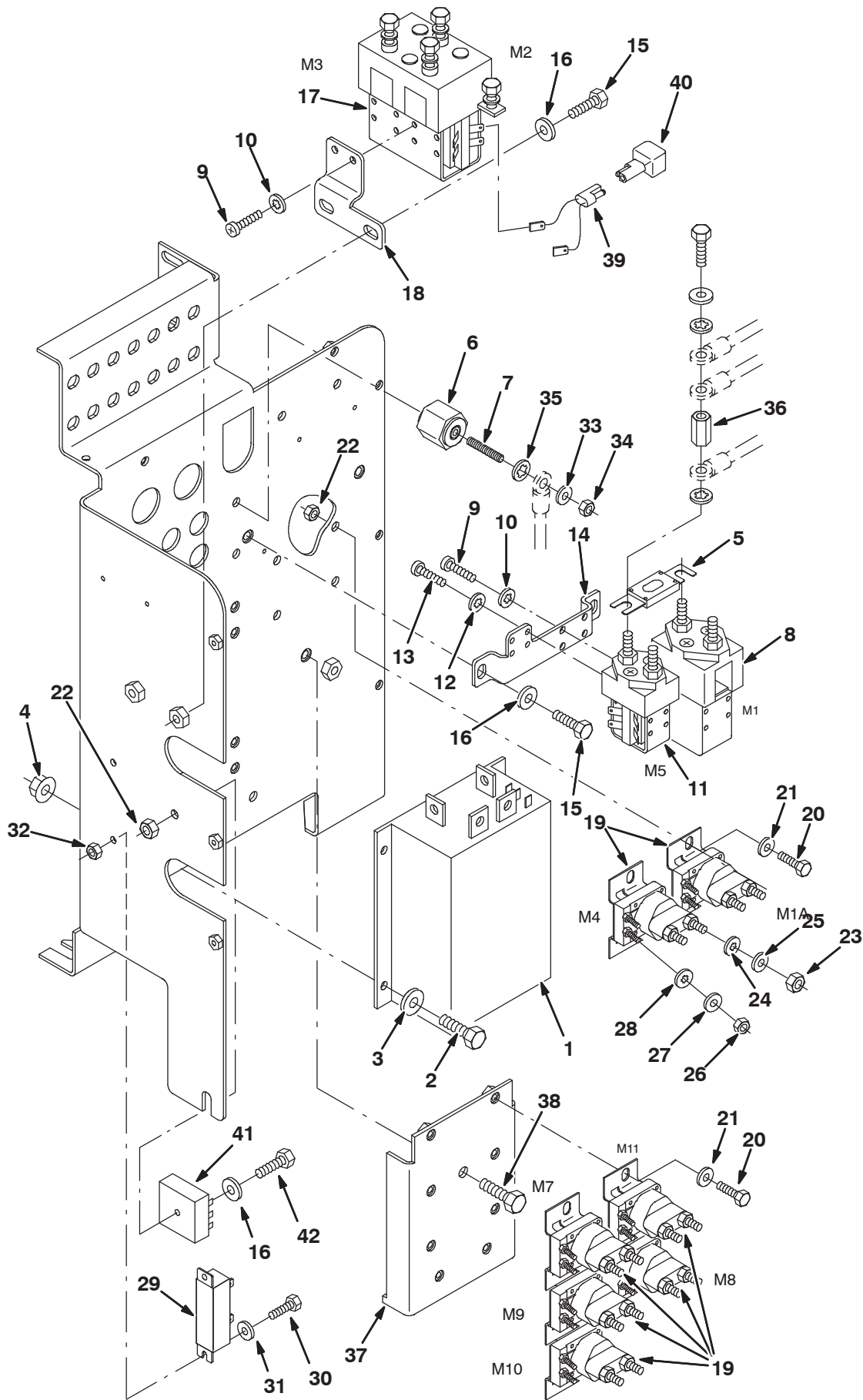


Fig. 56 - Control Box Contactor Group (xxxx-)

Ref.	Part No.	Serial Number	Description	Qty.
1	386303	(xxxx-) Controller, Motor, 36vdc400A	1
2	06942	(xxxx-) Screw, Hex, M 6 X 1.0 X 16, 8.8	4
3	32483	(xxxx-) Washer, Flat, 0.25 Sae	4
4	07790	(xxxx-) Nut, Hex, Flng, M06 X 1.0	4
5	386348	(xxxx-) Fuse, 200amp	1
6	76062	(xxxx-) Insulator, Panel & Switchboard	1
7	41702	(xxxx-) Rod, Thrd, Full, .25-20 01.5l	1
8	1007337	(xxxx-) Contactor, 36vdc, 200a, Spst	1
9	06931	(xxxx-) Screw, Pan, M 5 X 0.8 X 6, 4.8	6
10	07514	(xxxx-) Washer, Lock, Int, #10, Ss	6
11	387639	(xxxx-) Contactor, 36vdc, 100a, Spst	1
12	02938	(xxxx-) Washer, Lock, Int, #08, Ss	4
13	06925	(xxxx-) Screw, Pan, M 4 X 0.7 X 6, 4.8	4
14	1007344	(xxxx-0199) Bracket, Mtg, Controller, Sgl	1
14	1056488	(0200-) Bracket, Mtg, Controller, Sgl, Iron Gray	1
15	12274	(xxxx-) Screw, Hex, M 6 X 1.0 X 20, NI	4
16	32491	(xxxx-) Washer, Flat, 0.31 Std	5
17	1007349	(xxxx-) Contactor, 36vdc, 200a, Dpdt	1
18	1007353	(xxxx-0199) Bracket, Mtg, Relay	1
18	1056489	(0200-) Bracket, Mtg, Relay, Iron Gray	1
19	386810	(xxxx-) Relay, 36vdc, 100a, Sp N/O [White]	7
20	06942	(xxxx-) Screw, Hex, M 6 X 1.0 X 16, 8.8	8
21	32483	(xxxx-) Washer, Flat, 0.25 Sae	8
22	08708	(xxxx-) Nut, Hex, Lock, M 6 X 1.0, NI	5
23	01715	(xxxx-) Nut, Hex, Std, .31-24	4
24	32984	(xxxx-) Washer, Lock, Int, .31	4
25	39349	(xxxx-) Washer, Flat, 0.31 Sae	4
26	01713	(xxxx-) Nut, Hex, Std, #10-32, 2	4
27	19066	(xxxx-) Washer, Flt, #10	4
28	32980	(xxxx-) Washer, Lock, Int, #10	4
29	87349	(xxxx-) Resistor, 040.00 Ohm, 40watt	1
30	12312	(xxxx-) Screw, Hex, M 5 X 0.8 X 12, 8.8	2
31	01683	(xxxx-) Washer, Flat, #10 Ss	2
32	06549	(xxxx-) Nut, Hex, Lock, M 5 X 0.8, NI	2
33	32490	(xxxx-) Washer, Flat, 0.25 Std	1
34	19312	(xxxx-) Nut, Hex, Std, .25-20	1
35	32982	(xxxx-) Washer, Lock, Int, .25	1
36	387648	(xxxx-) Nut, Hex, Cplg, M08X1.25	1
37	387452	(xxxx-0199) Plate, Mtg, Contactor	1
37	1056485	(0200-) Plate, Mtg, Contactor, Iron Gray	1
38	41342	(xxxx-) Screw, Hex, M08 X 1.25 X 40, 8.8	2
39	370156	(xxxx-) Harness. Switch, Key, Diode	2
40	222290	(xxxx-) Diode, Ele, Plug	2
41	81922	(xxxx-) Timer, 36vdc, 5a [25hz Pwm, 70%Duty]	1
42	06946	(xxxx-) Screw, Hex, M6 X 1.00 X 35, 8.8	1

Fig. 57 - Control Box Wires Group (0000-xxxx)

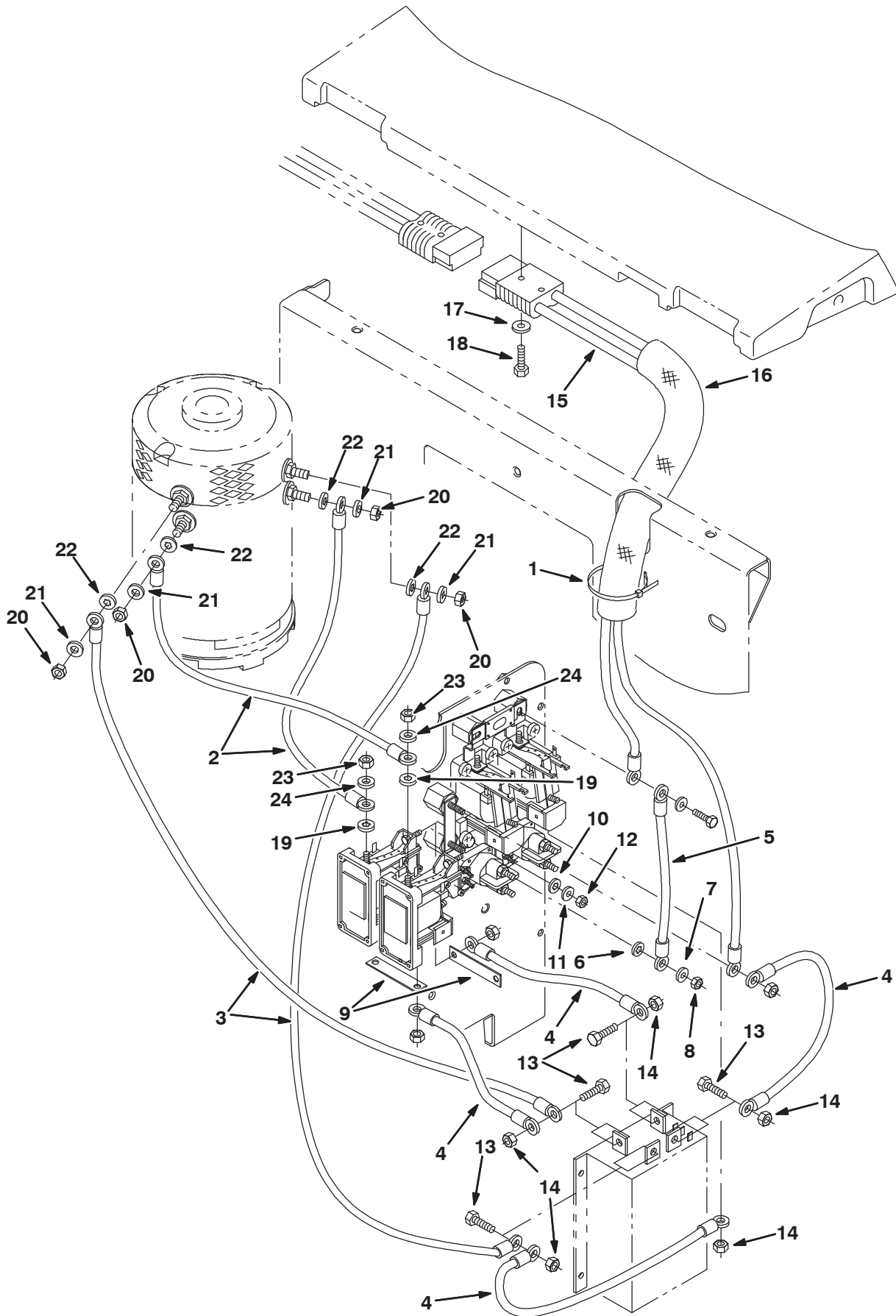


Fig. 57 - Control Box Wires Group (0000-xxxx)

Ref.	Part No.	Serial Number	Description	Qty.
1	32815	(0000-xxxx)) Tie, Cable, Nyl, 28.5l .50w 8.0 Max D	4
2	71529	(0000-xxxx)) Wire, 04ga 32.0l Blk .31ring /.31ring	1
3	386804	(0000-xxxx)) Wire Assy, 02ga 27.0l Blk .34h /.34h	2
4	86393	(0000-xxxx)) Wire, 04ga 09.0l Blk .34ring /.28ring	4
5	15846	(0000-xxxx)) Wire, 06ga 11.0l Blk .34ring /.28ring	1
6	32984	(0000-xxxx)) Washer, Lock, Int, .31	4
7	39348	(0000-xxxx)) Washer, Flat, 1.50 Std Hard	4
8	01715	(0000-xxxx)) Nut, Hex, Std, .31-24	4
9	87483	(0000-xxxx)) Busbar, .06 0.6w 2.5l 2/.28h	2
10	07514	(0000-xxxx)) Washer, Lock, Int, #10, Ss	4
11	19066	(0000-xxxx)) Washer, Flt, #10	4
12	01713	(0000-xxxx)) Nut, Hex, Std, #10-32, 2	4
13	16931	(0000-xxxx)) Screw, Hex, M08 X 1.25 X 20, 8.8	4
14	08709	(0000-xxxx)) Nut, Hex, Lock, M08 X 1.25, NI	4
15	386610	(0000-xxxx)) Harness, Battery, Connecting	1
16	31647	(0000-xxxx)) Sleeve, Nyl, #15 14.0l	1
17	01684	(0000-xxxx)) Washer, Flt, .25 Ss	2
18	33930	(0000-xxxx)) Screw, Hex, M06 X 1.0 X 40, Ss	2
19	32982	(0000-xxxx)) Washer, Lock, Int, .25	2
20	39311	(0000-xxxx)) Nut, Hex, Std, M08 X 1.25	4
21	32490	(0000-xxxx)) Washer, Flt, .25 Std	4
22	32988	(0000-xxxx)) Washer, Lock, Int, .38	2
23	41359	(0000-xxxx)) Nut, Hex, Std, M06 X 1.0	2
24	32483	(0000-xxxx)) Washer, Flt, .25 Sae	4

Fig. 58 - Control Box Wires Group (xxxx-)

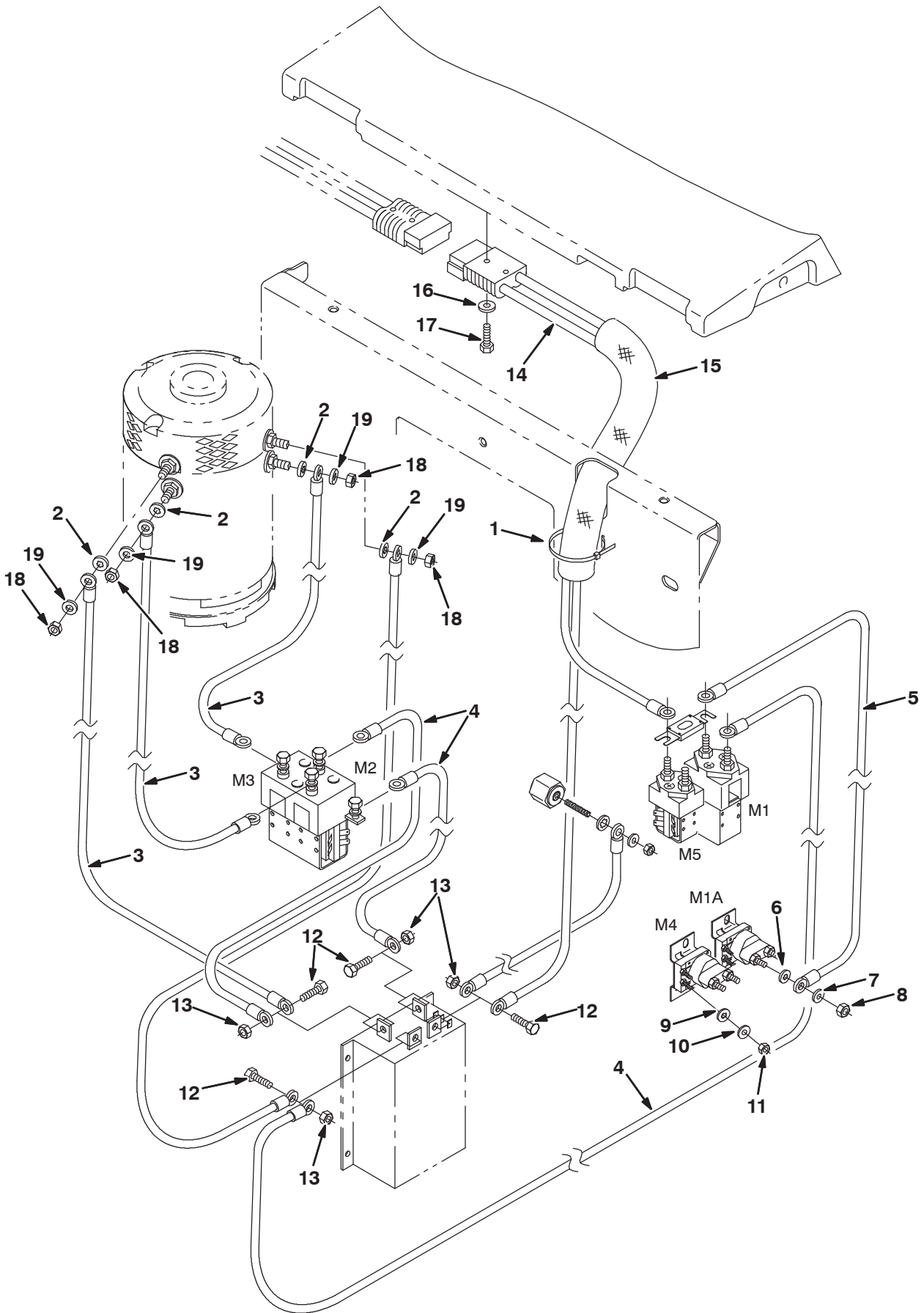


Fig. 58 - Control Box Wires Group (xxxx-)

Ref.	Part No.	Serial Number	Description	Qty.
1	32815	(xxxx-) Tie, Cable, Nyl, 28.5l .50w 8.0 Max D	4
2	32988	(xxxx-) Washer, Lock, Int, .38	2
3	386804	(xxxx-) Wire Assy, 02ga 27.0l Blk .34h /.34h	4
4	387641	(xxxx-) Wire Assy, 02ga, 10.0l, Blk	4
5	63740	(xxxx-) Wire, 06Ga 09.0L Blk .34 Ring/.34 Ring	1
6	32984	(xxxx-) Washer, Lock, Int, .31	4
7	39348	(xxxx-) Washer, Flat, 1.50 Std Hard	4
8	01715	(xxxx-) Nut, Hex, Std, .31-24	4
9	07514	(xxxx-) Washer, Lock, Int, #10, Ss	4
10	19066	(xxxx-) Washer, Flt, #10	4
11	01713	(xxxx-) Nut, Hex, Std, #10-32, 2	4
12	16931	(xxxx-) Screw, Hex, M 8 X 1.25 X 20, 8.8	4
13	08709	(xxxx-) Nut, Hex, Lock, M 8 X 1.25 NI	4
14	386610	(xxxx-) Harness, Battery, Connecting	1
15	31647	(xxxx-) Sleeve, Nyl, #15 14.0l	1
16	01684	(xxxx-) Washer, Flat, 0.25 Ss	2
17	33930	(xxxx-) Screw, Hex, M 6 X 1.0 X 40, Ss	2
18	39311	(xxxx-) Nut, Hex, Std, M08 X 1.25	4
19	32490	(xxxx-) Washer, Flat, 0.25 Std	4

Fig. 59 - Circuit Board Group

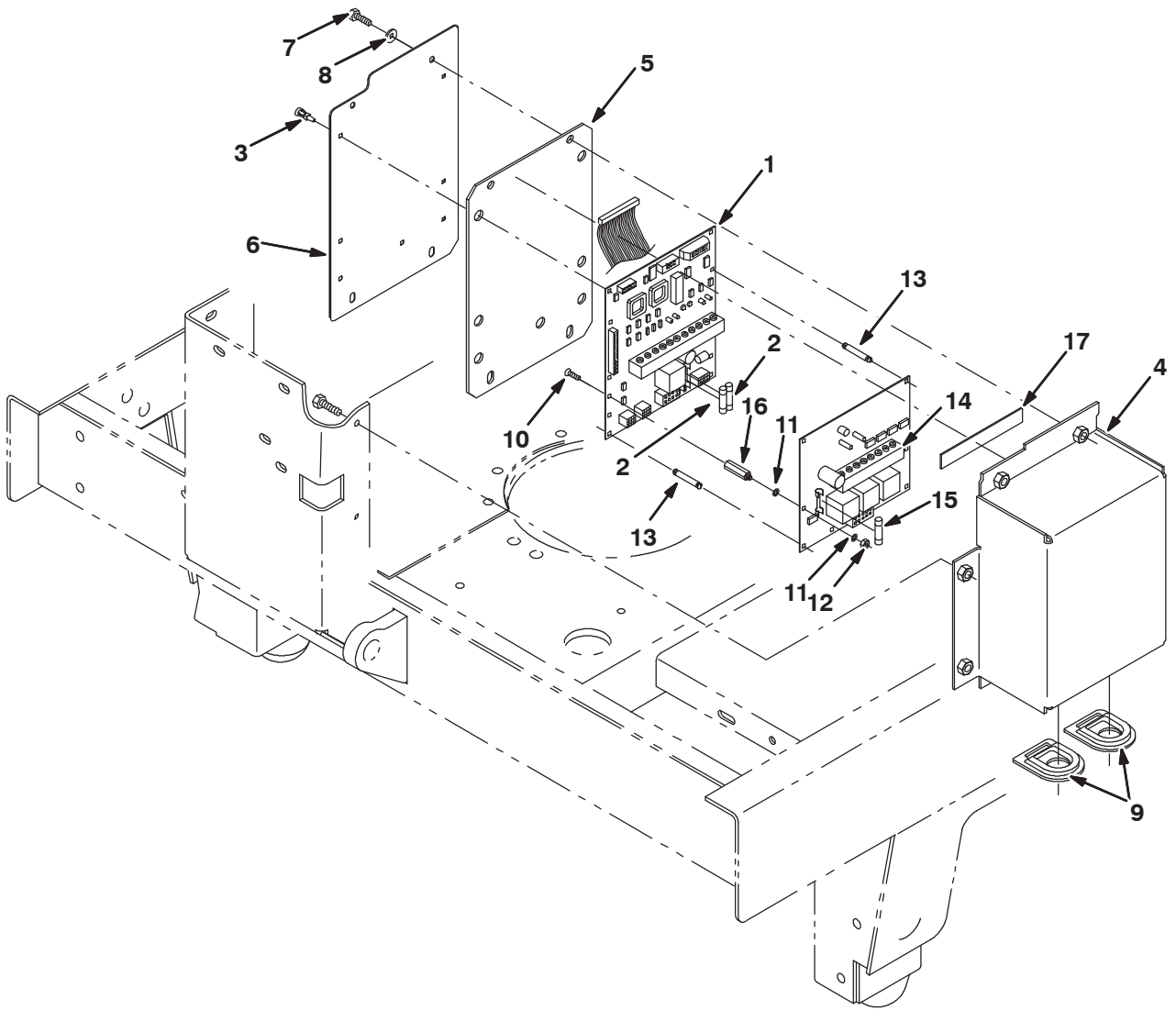


Fig. 59 - Circuit Board Group

	Ref.	Part No.	Serial Number	Description	Qty.
▽	1	374204	(0000-) Circuitboard, Assy, [7300/8300]	1
▲	2	603103000	(0000-) Fuse 20a,3ag,Slo-blo	2
	3	15840	(0000-) Pin, Prong	7
	4	386922	(0000-0199) Box, Circuitboard	1
	4	1056478	(0200-) Box, Circuitboard, Iron Gray	1
	5	386921	(0000-) Gasket	1
	6	386920	(0000-0199) Cover	1
	6	1056477	(0200-) Cover, Iron Gray	1
	7	06942	(0000-) Screw, Hex, M06 X 1.0 X 16, 8.8	6
	8	32483	(0000-) Washer, Flt, .25 Sae	4
	9	386563	(0000-) Grommet, Rbr, 1.0b	2
	10	25538	(0000-) Screw, Flat, #06-32 X 0.38, Al	2
	11	41401	(0000-) Washer, Lock, Int, #06, Ss	4
	12	75939	(0000-) Nut, Hex, Lock, #06-32, NI	2
	13	386307	(0000-) Stand-Off, 1.25, Plstc	5
▽	14	386308	(0000-) Circuitboard, Sweeper, [8300]	1
▲	15	45595	(0000-) Fuse, .25d 10a 32vdc	1
	16	386806	(0000-) Stand-Off, 1.25, Metal	2
	17	387529	(0000-) Tape, Foam	1

Fig. 60 - FaST Electrical Group (0000-1121)

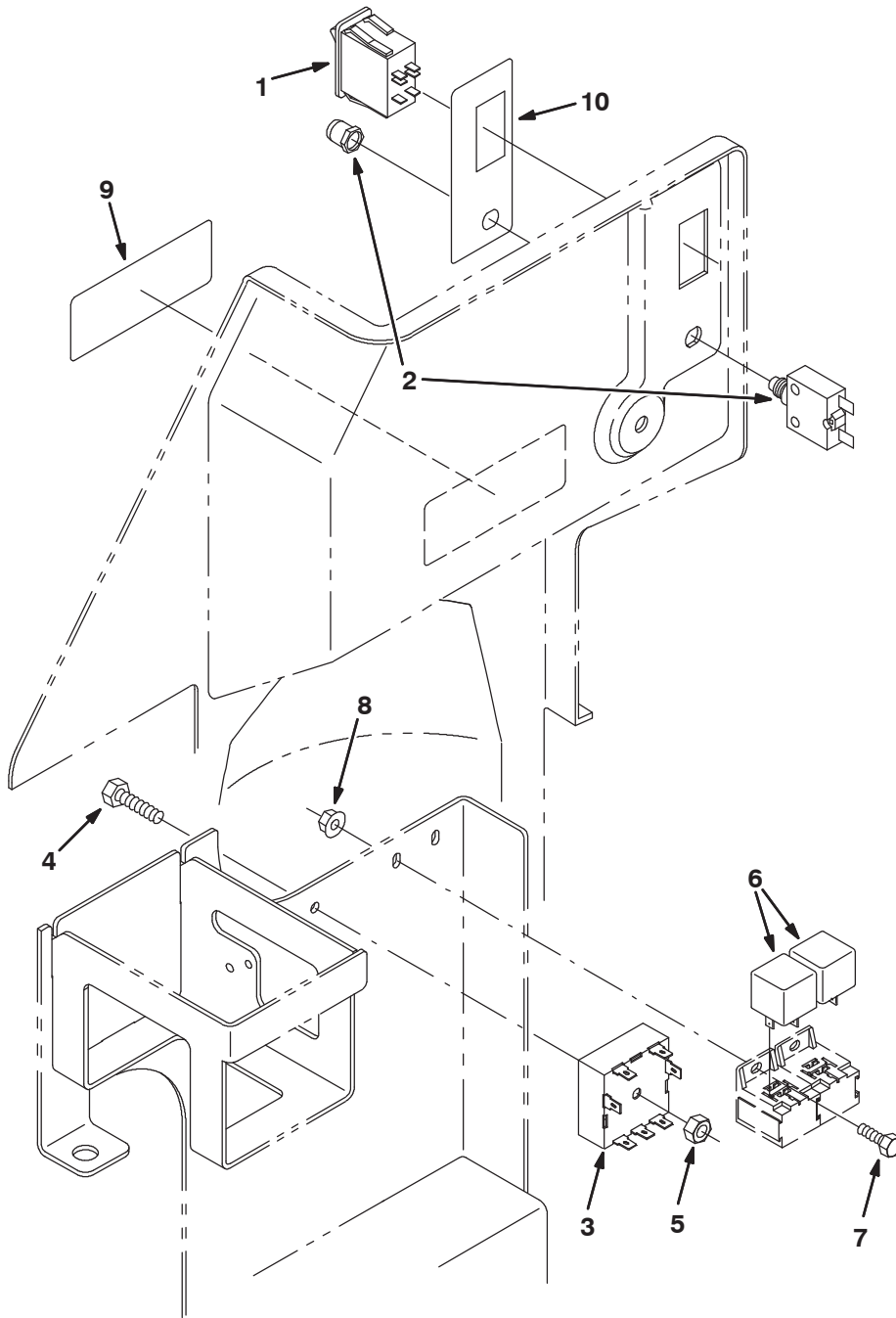


Fig. 60 - FaST Electrical Group (0000-1121)

Ref.	Part No.	Serial Number	Description	Qty.
1	377084	(0000-1121) Switch, Rocker, 36vdc 05a Progressive	1
2	383721	(0000-1121) Circuitbreaker, 10.0a	1
3	1028580	(0000-1121) Timer, 9-41vdc, Recycling	1
4	06945	(0000-1121) Screw, Hex, M6 X 1.0 X 30, 8.8	1
5	08708	(0000-1121) Nut, Hex, Lock, M 6 X 1.0, NI	1
6	398526	(0000-1121) Relay, 36vdc, 05a, Spdt N/O [Greenwich]	2
7	09244	(0000-1121) Screw, Hex, M5 X 0.8 X 16, 8.8	2
8	07789	(0000-1121) Nut, Hex, Flng, M5 X 0.8	2
9	1005416	(0000-1121) Label, Fast	1
10	1011276	(0000-1121) Label, Switch, Fast	1

Fig. 61 - FaST Electrical Group (1122-)

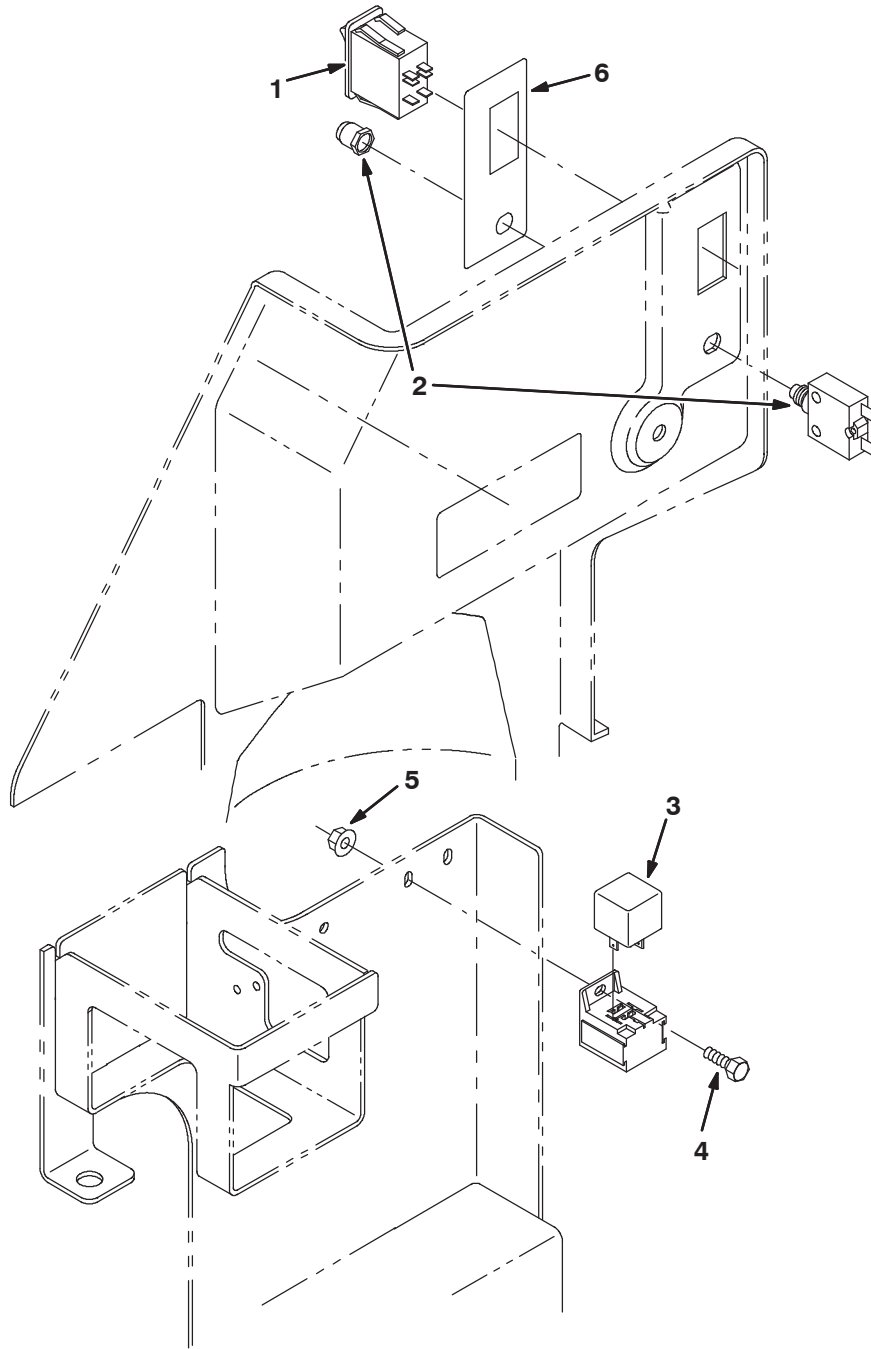
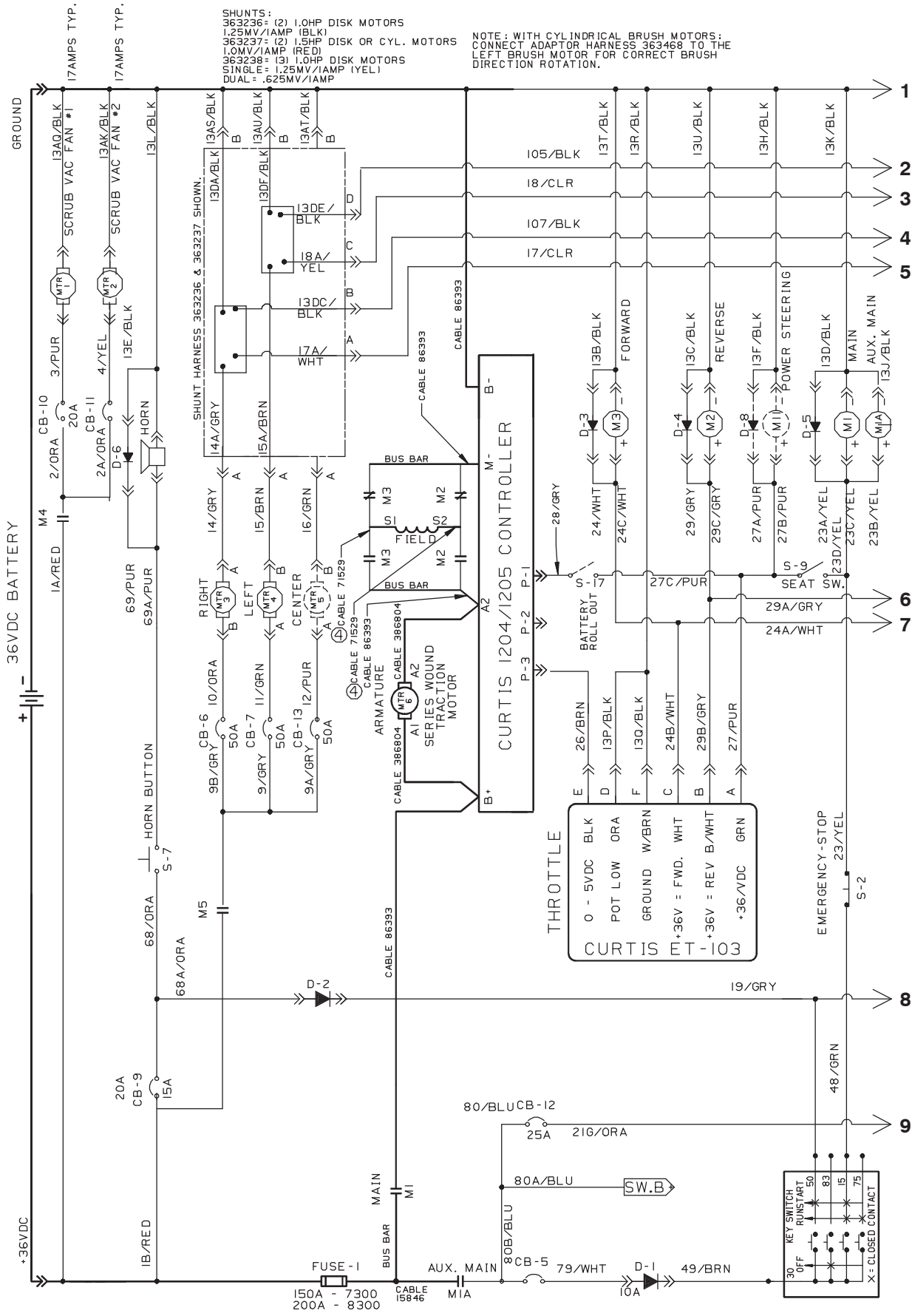


Fig. 61 - FaST Electrical Group (1122-)

Ref.	Part No.	Serial Number	Description	Qty.
1	377084	(1122-) Switch, Rocker, Prgrsv	1
2	383720	(1122-) Circuitbreaker, 05.0A, Resetable	1
3	398526	(1122-) Relay, 36Vdc, 005A, Spdt No [Greenwich]	1
4	12312	(1122-) Screw, Hex, M5 X 0.80 X 12, 8.8	1
5	19066	(1122-) Washer, Flat, 10	1
6	1011276	(1122-) Label, Switch [7300/8300 FaST]	1

Fig. 62 - Electrical Schematic (0000-1121)

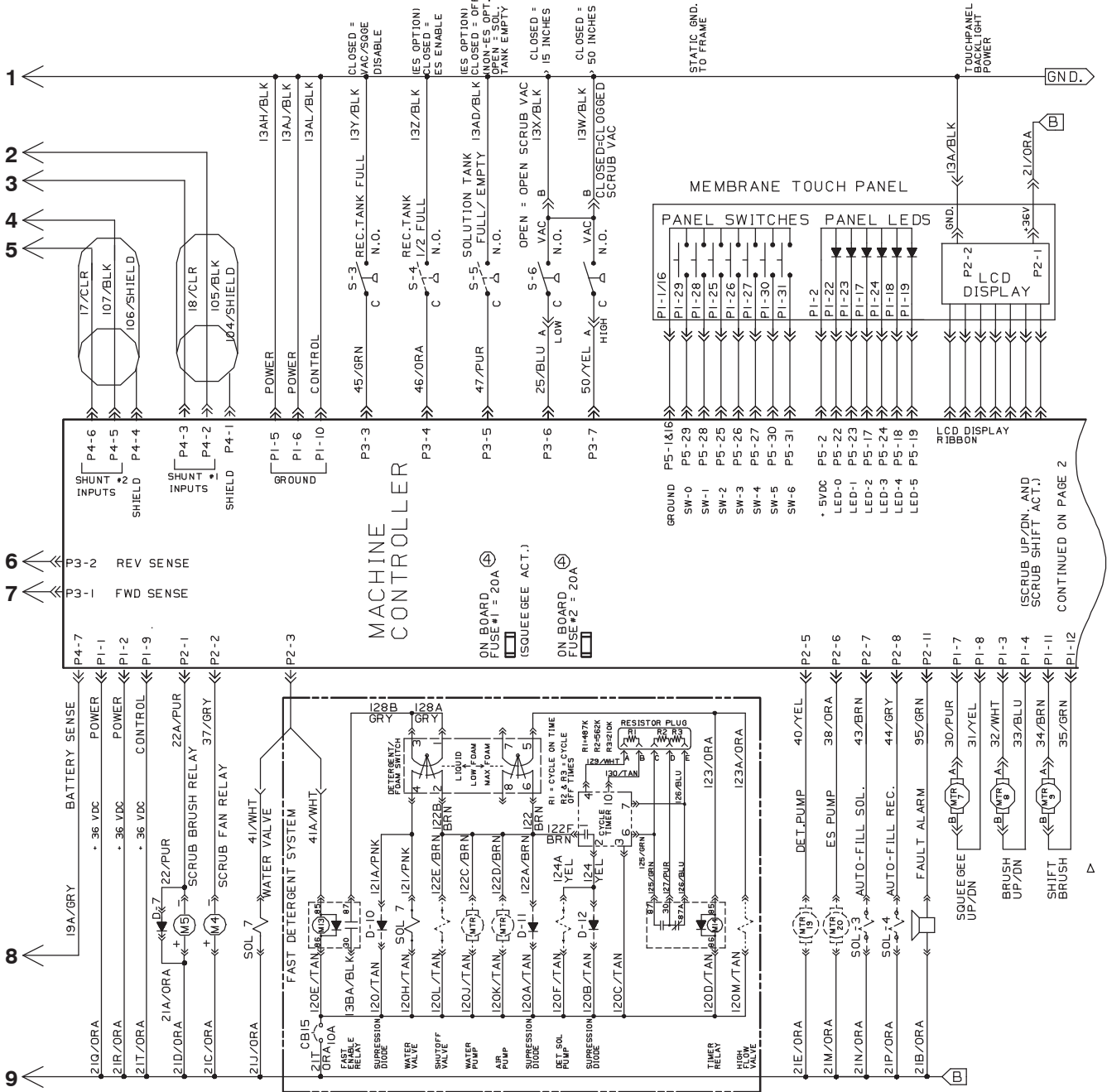


SHUNTS:
 363236: (2) 1.0HP DISK MOTORS
 1.25MV/1AMP (BLK)
 363237: (2) 1.5HP DISK OR CYL. MOTORS
 1.0MV/1AMP (RED)
 363238: (3) 1.0HP DISK MOTORS
 0.5IN/1.25MV/1AMP (YEL)
 DUAL: 6.25MV/1AMP

NOTE: WITH CYLINDRICAL BRUSH MOTORS:
 CONNECT ADAPTOR HARNESS 8633468 TO THE
 LEFT BRUSH MOTOR FOR CORRECT BRUSH
 DIRECTION ROTATION.

353346, 386300

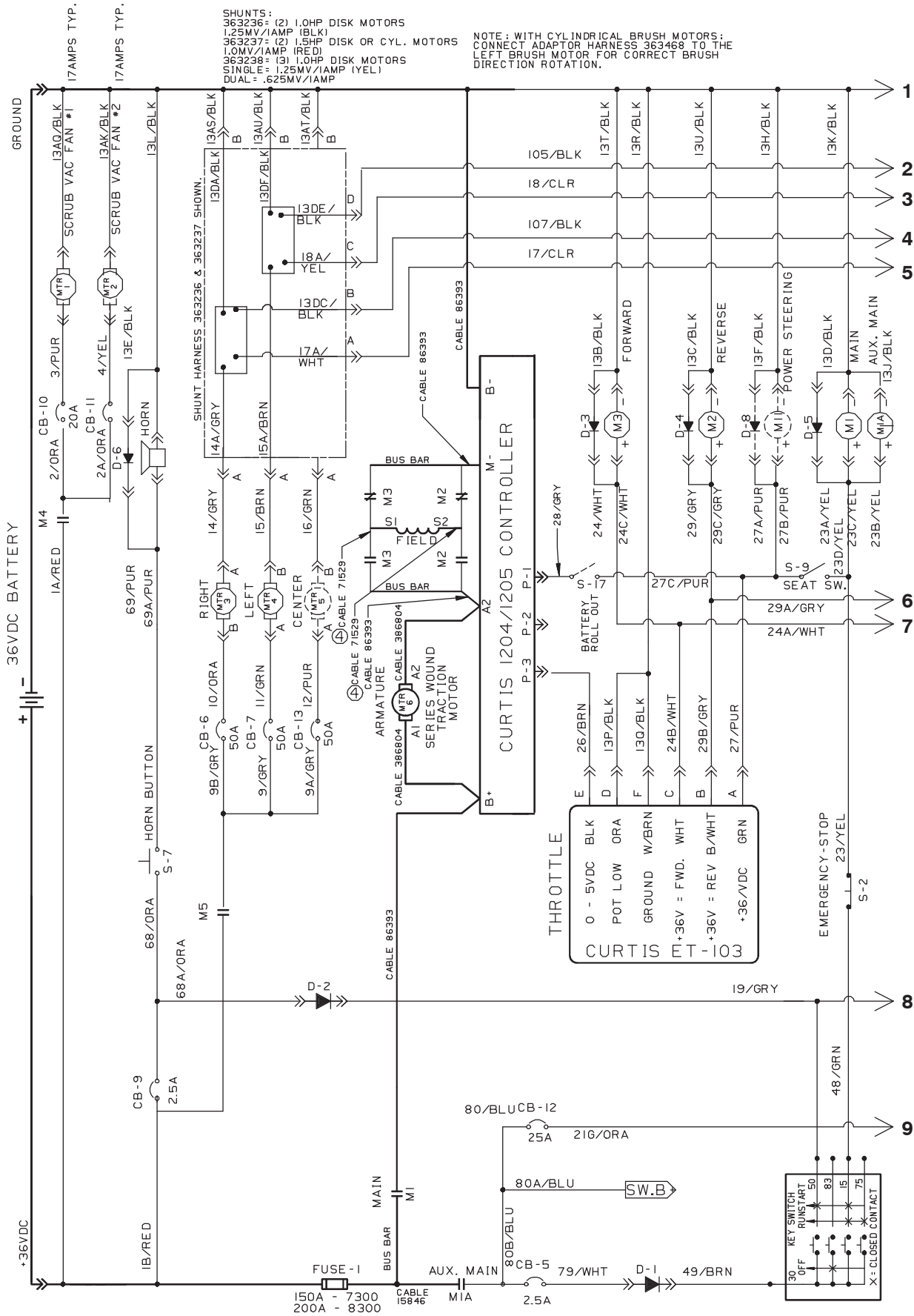
Fig. 62 - Electrical Schematic (0000-1121)



CB	CIRCUIT BREAKER	FU	FUSE
MTR	MOTOR	D	DIODE
P	CONNECTOR PIN	M	RELAY COIL
S	SWITCH	R	RESISTOR
ARM	ARMATURE	HM	HOURMETER
N.O.	NORM. OPEN CONTACT	C	COMMON CONTACT
SV	HYD. SOLENOID VALVE	SOL.	ELE. MECH. VALVE

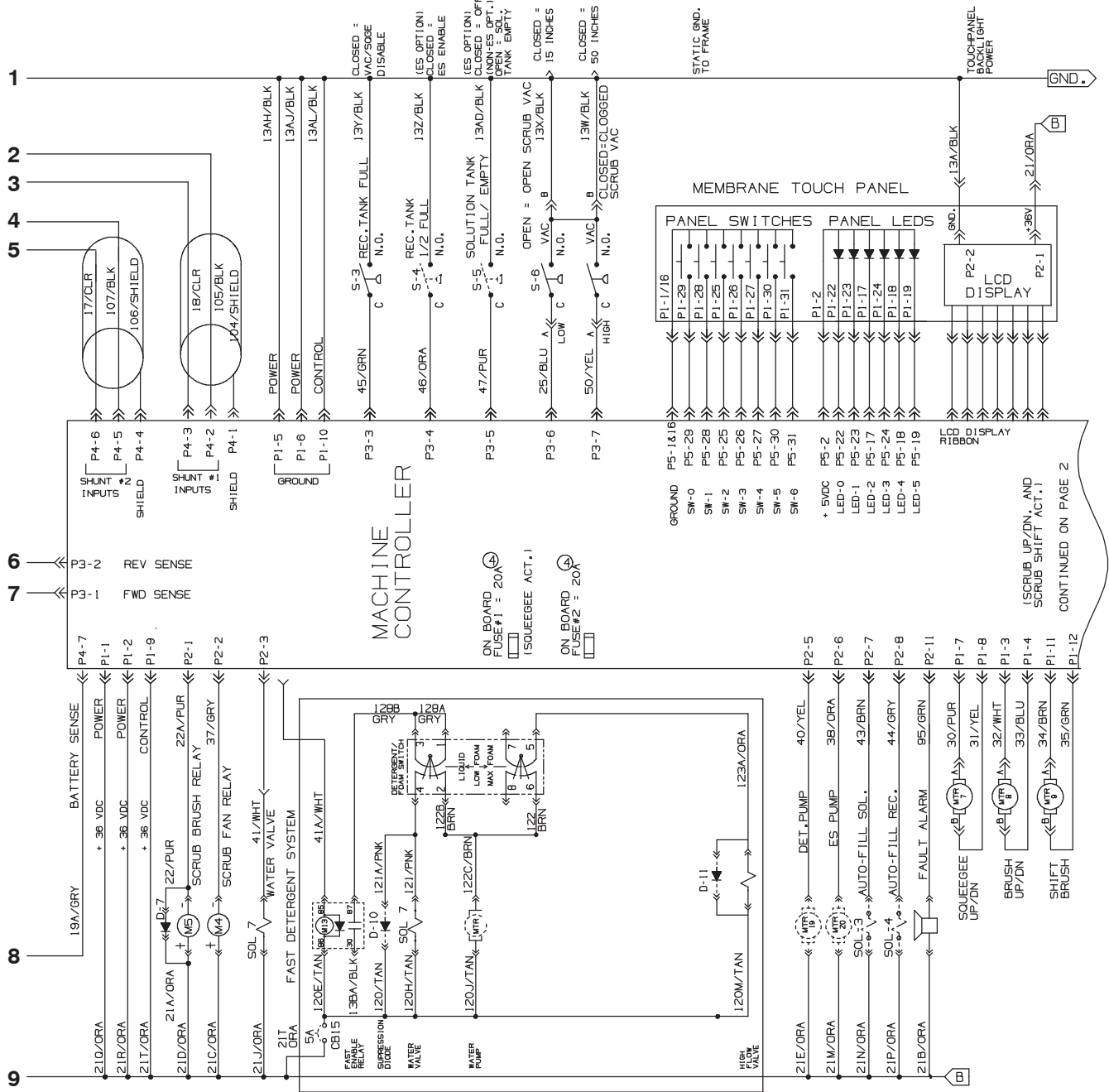
353346, 386300

Fig. 63 - Electrical Schematic (1122-)



353346, 386300

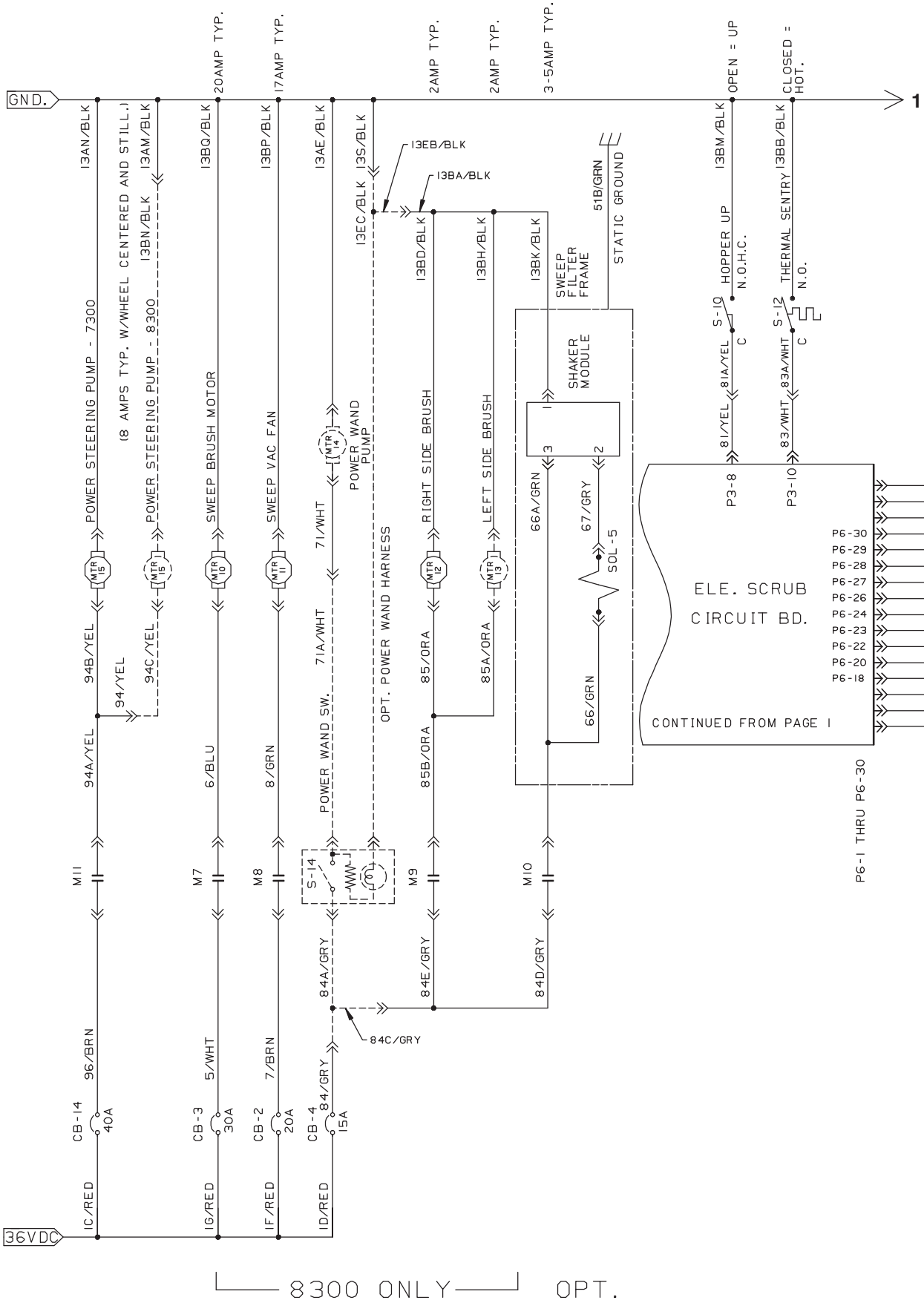
Fig. 63 - Electrical Schematic (1122-)



CB	CIRCUIT BREAKER	FU	FUSE
MTR	MOTOR	D	DIODE
P	CONNECTOR PIN	M	RELAY COIL
S	SWITCH	R	RESISTOR
ARM	ARMATURE	HM	HOURMETER
N.O.	NORM. OPEN CONTACT	C	COMMON CONTACT
SV	HYD. SOLENOID VALVE	SOL.	ELE. MECH. VALVE

353346, 386300

Fig. 63 - Electrical Schematic (1122-)



353346, 386300

Fig. 63 - Electrical Schematic (1122-)

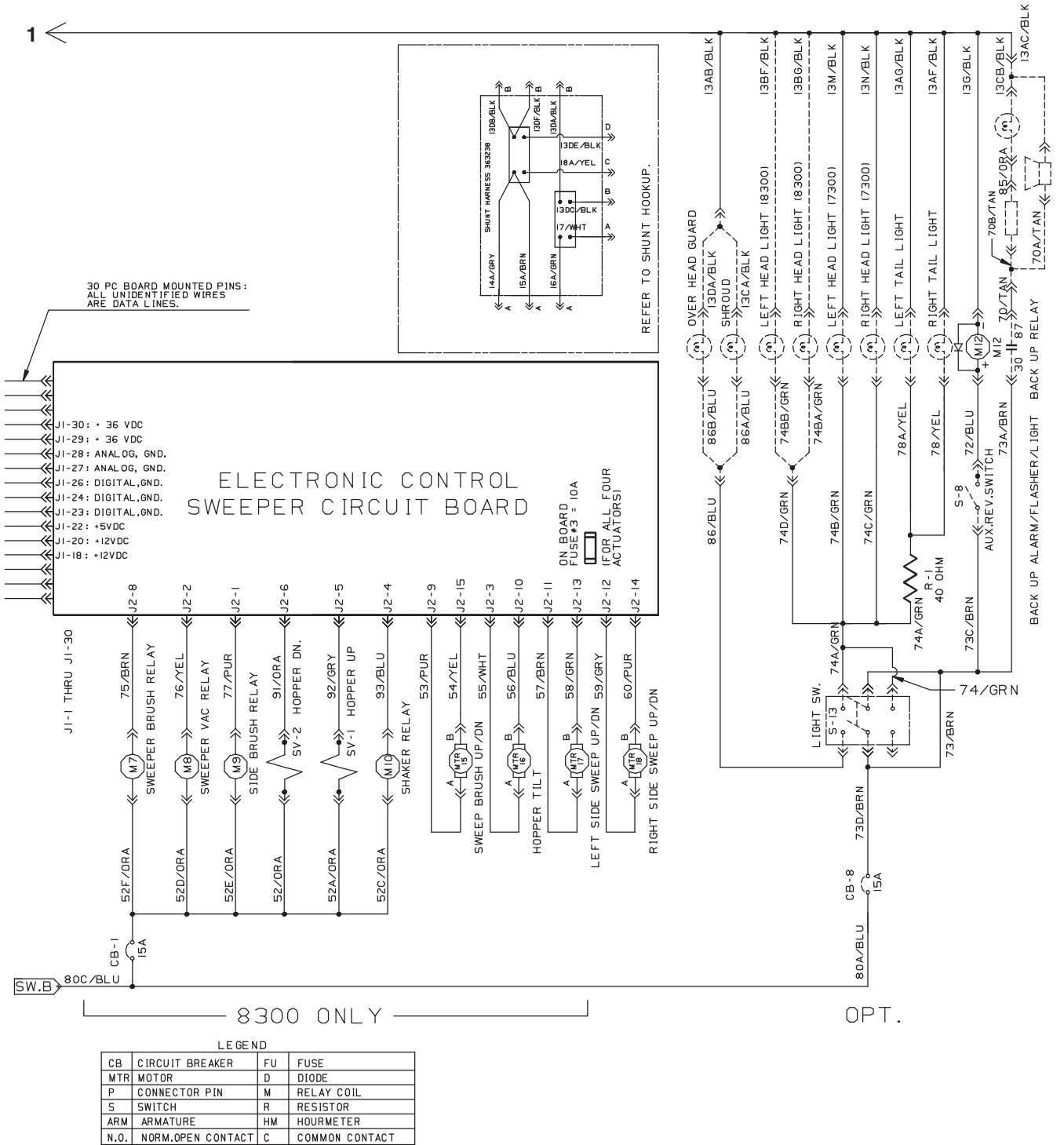
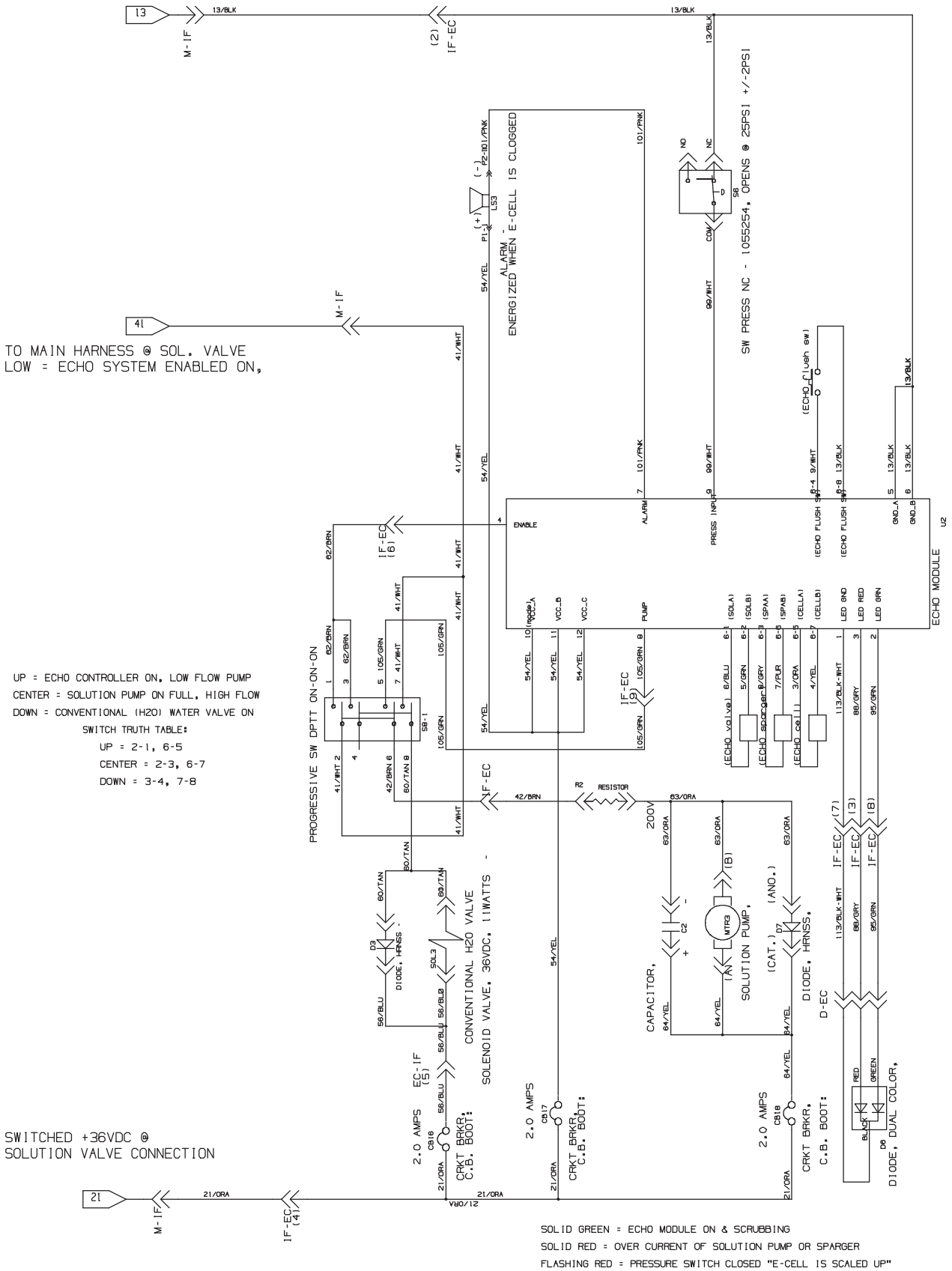


Fig. 63 - Electrical Schematic (1122-)

GROUND @ NEG. STANDOFF



353346, 386300

Fig. 64 - Wire Harness Group

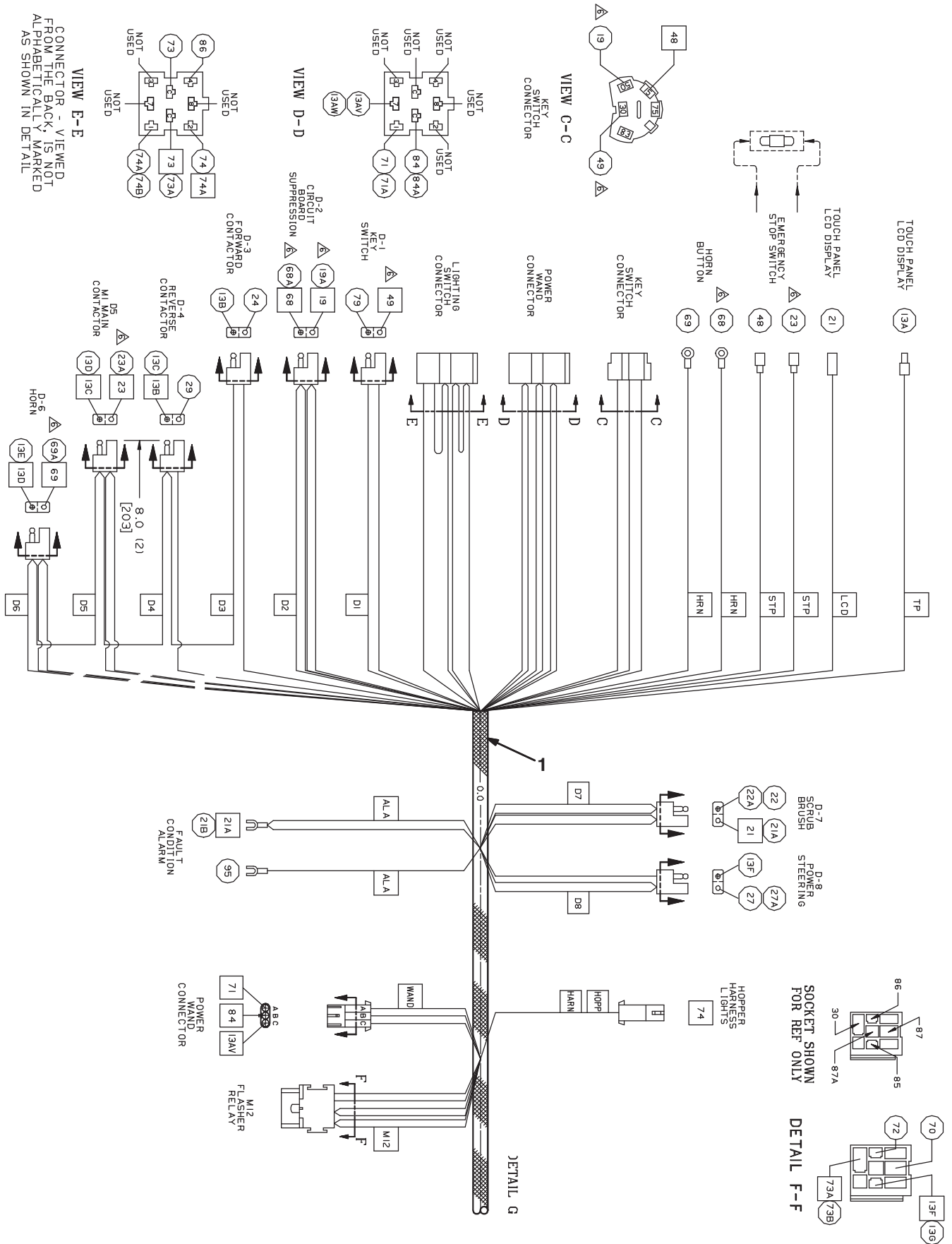
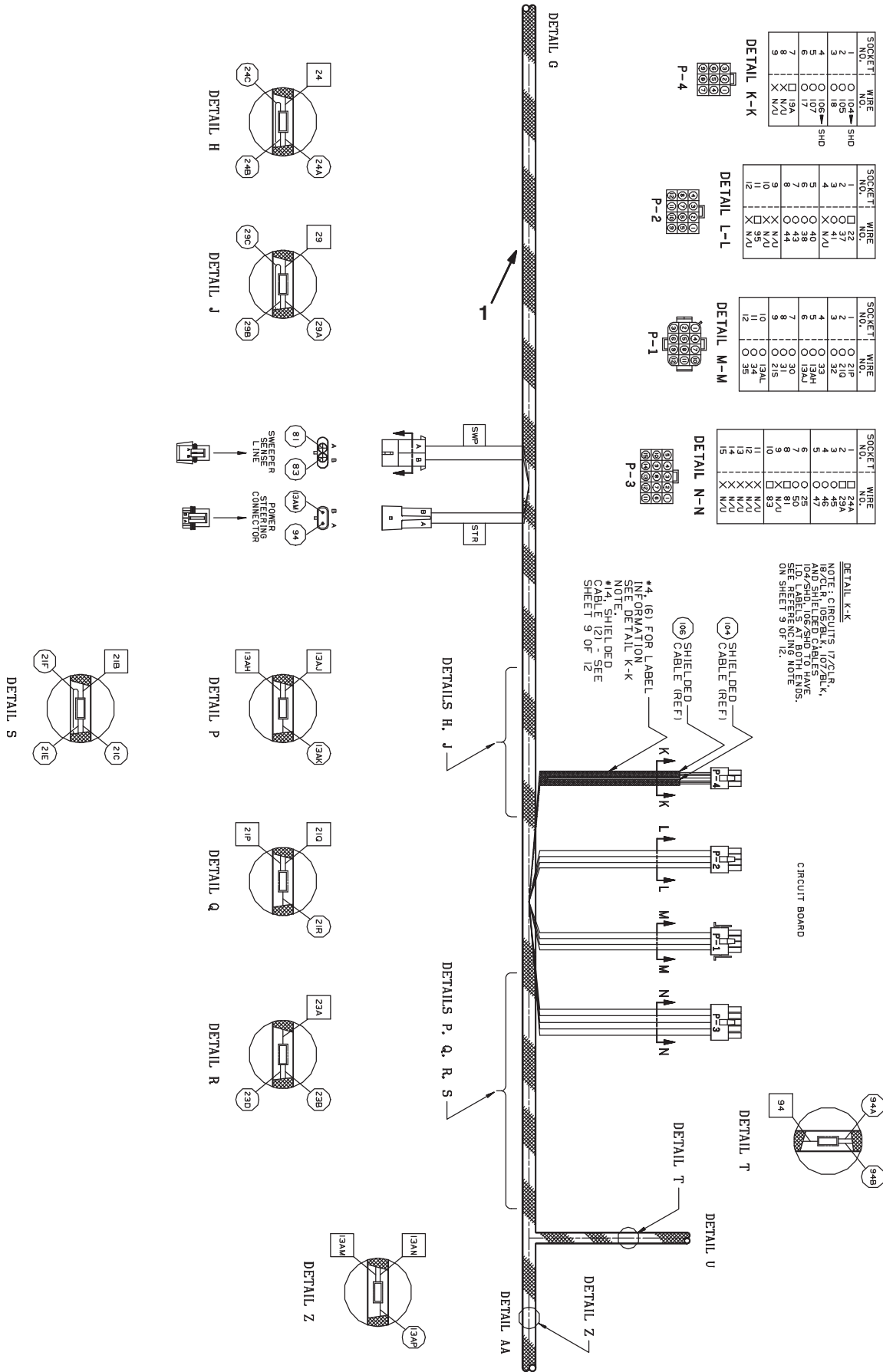


Fig. 64 - Wire Harness Group



SECRET WIRE NO.	WIRE NO.	SHD
1	104	SHD
2	105	SHD
5	107	SHD
6	17	
7	19A	
8	N/U	

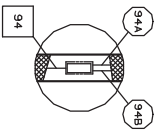
SECRET WIRE NO.	WIRE NO.	SHD
1	22	
2	37	
4	N/U	
5	40	
6	38	
7	43	
8	N/U	
9	15	
10	N/U	
11	95	
12	N/U	

SECRET WIRE NO.	WIRE NO.	SHD
1	21P	
2	21Q	
3	32	
4	33	
5	13AU	
6	13AV	
7	30	
8	15	
10	13AL	
11	34	
12	35	

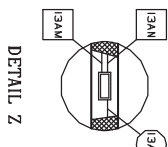
SECRET WIRE NO.	WIRE NO.	SHD
1	24A	
2	29A	
4	46	
5	47	
6	25	
7	80	
8	N/U	
9	83	
10	N/U	
11	N/U	
12	N/U	
13	N/U	
14	N/U	
15	N/U	

DETAIL K-K
 NOTE: CIRCUITS 17, 21, 22, 29, 30, 32, 33, 34, 35, 38, 40, 43, 46, 47, 104/SHD, 106/SHD, 107, 109, 110, 111, 112, 113, 114, 115, 116, 117, 118, 119, 120, 121, 122, 123, 124, 125, 126, 127, 128, 129, 130, 131, 132, 133, 134, 135, 136, 137, 138, 139, 140, 141, 142, 143, 144, 145, 146, 147, 148, 149, 150, 151, 152, 153, 154, 155, 156, 157, 158, 159, 160, 161, 162, 163, 164, 165, 166, 167, 168, 169, 170, 171, 172, 173, 174, 175, 176, 177, 178, 179, 180, 181, 182, 183, 184, 185, 186, 187, 188, 189, 190, 191, 192, 193, 194, 195, 196, 197, 198, 199, 200, 201, 202, 203, 204, 205, 206, 207, 208, 209, 210, 211, 212, 213, 214, 215, 216, 217, 218, 219, 220, 221, 222, 223, 224, 225, 226, 227, 228, 229, 230, 231, 232, 233, 234, 235, 236, 237, 238, 239, 240, 241, 242, 243, 244, 245, 246, 247, 248, 249, 250, 251, 252, 253, 254, 255, 256, 257, 258, 259, 260, 261, 262, 263, 264, 265, 266, 267, 268, 269, 270, 271, 272, 273, 274, 275, 276, 277, 278, 279, 280, 281, 282, 283, 284, 285, 286, 287, 288, 289, 290, 291, 292, 293, 294, 295, 296, 297, 298, 299, 300, 301, 302, 303, 304, 305, 306, 307, 308, 309, 310, 311, 312, 313, 314, 315, 316, 317, 318, 319, 320, 321, 322, 323, 324, 325, 326, 327, 328, 329, 330, 331, 332, 333, 334, 335, 336, 337, 338, 339, 340, 341, 342, 343, 344, 345, 346, 347, 348, 349, 350, 351, 352, 353, 354, 355, 356, 357, 358, 359, 360, 361, 362, 363, 364, 365, 366, 367, 368, 369, 370, 371, 372, 373, 374, 375, 376, 377, 378, 379, 380, 381, 382, 383, 384, 385, 386, 387, 388, 389, 390, 391, 392, 393, 394, 395, 396, 397, 398, 399, 400, 401, 402, 403, 404, 405, 406, 407, 408, 409, 410, 411, 412, 413, 414, 415, 416, 417, 418, 419, 420, 421, 422, 423, 424, 425, 426, 427, 428, 429, 430, 431, 432, 433, 434, 435, 436, 437, 438, 439, 440, 441, 442, 443, 444, 445, 446, 447, 448, 449, 450, 451, 452, 453, 454, 455, 456, 457, 458, 459, 460, 461, 462, 463, 464, 465, 466, 467, 468, 469, 470, 471, 472, 473, 474, 475, 476, 477, 478, 479, 480, 481, 482, 483, 484, 485, 486, 487, 488, 489, 490, 491, 492, 493, 494, 495, 496, 497, 498, 499, 500, 501, 502, 503, 504, 505, 506, 507, 508, 509, 510, 511, 512, 513, 514, 515, 516, 517, 518, 519, 520, 521, 522, 523, 524, 525, 526, 527, 528, 529, 530, 531, 532, 533, 534, 535, 536, 537, 538, 539, 540, 541, 542, 543, 544, 545, 546, 547, 548, 549, 550, 551, 552, 553, 554, 555, 556, 557, 558, 559, 560, 561, 562, 563, 564, 565, 566, 567, 568, 569, 570, 571, 572, 573, 574, 575, 576, 577, 578, 579, 580, 581, 582, 583, 584, 585, 586, 587, 588, 589, 590, 591, 592, 593, 594, 595, 596, 597, 598, 599, 600, 601, 602, 603, 604, 605, 606, 607, 608, 609, 610, 611, 612, 613, 614, 615, 616, 617, 618, 619, 620, 621, 622, 623, 624, 625, 626, 627, 628, 629, 630, 631, 632, 633, 634, 635, 636, 637, 638, 639, 640, 641, 642, 643, 644, 645, 646, 647, 648, 649, 650, 651, 652, 653, 654, 655, 656, 657, 658, 659, 660, 661, 662, 663, 664, 665, 666, 667, 668, 669, 670, 671, 672, 673, 674, 675, 676, 677, 678, 679, 680, 681, 682, 683, 684, 685, 686, 687, 688, 689, 690, 691, 692, 693, 694, 695, 696, 697, 698, 699, 700, 701, 702, 703, 704, 705, 706, 707, 708, 709, 710, 711, 712, 713, 714, 715, 716, 717, 718, 719, 720, 721, 722, 723, 724, 725, 726, 727, 728, 729, 730, 731, 732, 733, 734, 735, 736, 737, 738, 739, 740, 741, 742, 743, 744, 745, 746, 747, 748, 749, 750, 751, 752, 753, 754, 755, 756, 757, 758, 759, 760, 761, 762, 763, 764, 765, 766, 767, 768, 769, 770, 771, 772, 773, 774, 775, 776, 777, 778, 779, 780, 781, 782, 783, 784, 785, 786, 787, 788, 789, 790, 791, 792, 793, 794, 795, 796, 797, 798, 799, 800, 801, 802, 803, 804, 805, 806, 807, 808, 809, 810, 811, 812, 813, 814, 815, 816, 817, 818, 819, 820, 821, 822, 823, 824, 825, 826, 827, 828, 829, 830, 831, 832, 833, 834, 835, 836, 837, 838, 839, 840, 841, 842, 843, 844, 845, 846, 847, 848, 849, 850, 851, 852, 853, 854, 855, 856, 857, 858, 859, 860, 861, 862, 863, 864, 865, 866, 867, 868, 869, 870, 871, 872, 873, 874, 875, 876, 877, 878, 879, 880, 881, 882, 883, 884, 885, 886, 887, 888, 889, 890, 891, 892, 893, 894, 895, 896, 897, 898, 899, 900, 901, 902, 903, 904, 905, 906, 907, 908, 909, 910, 911, 912, 913, 914, 915, 916, 917, 918, 919, 920, 921, 922, 923, 924, 925, 926, 927, 928, 929, 930, 931, 932, 933, 934, 935, 936, 937, 938, 939, 940, 941, 942, 943, 944, 945, 946, 947, 948, 949, 950, 951, 952, 953, 954, 955, 956, 957, 958, 959, 960, 961, 962, 963, 964, 965, 966, 967, 968, 969, 970, 971, 972, 973, 974, 975, 976, 977, 978, 979, 980, 981, 982, 983, 984, 985, 986, 987, 988, 989, 990, 991, 992, 993, 994, 995, 996, 997, 998, 999, 1000.

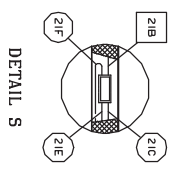
CIRCUIT BOARD



DETAIL T



DETAIL Z



DETAIL S

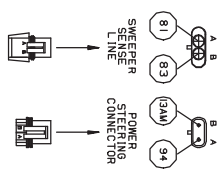


Fig. 64 - Wire Harness Group

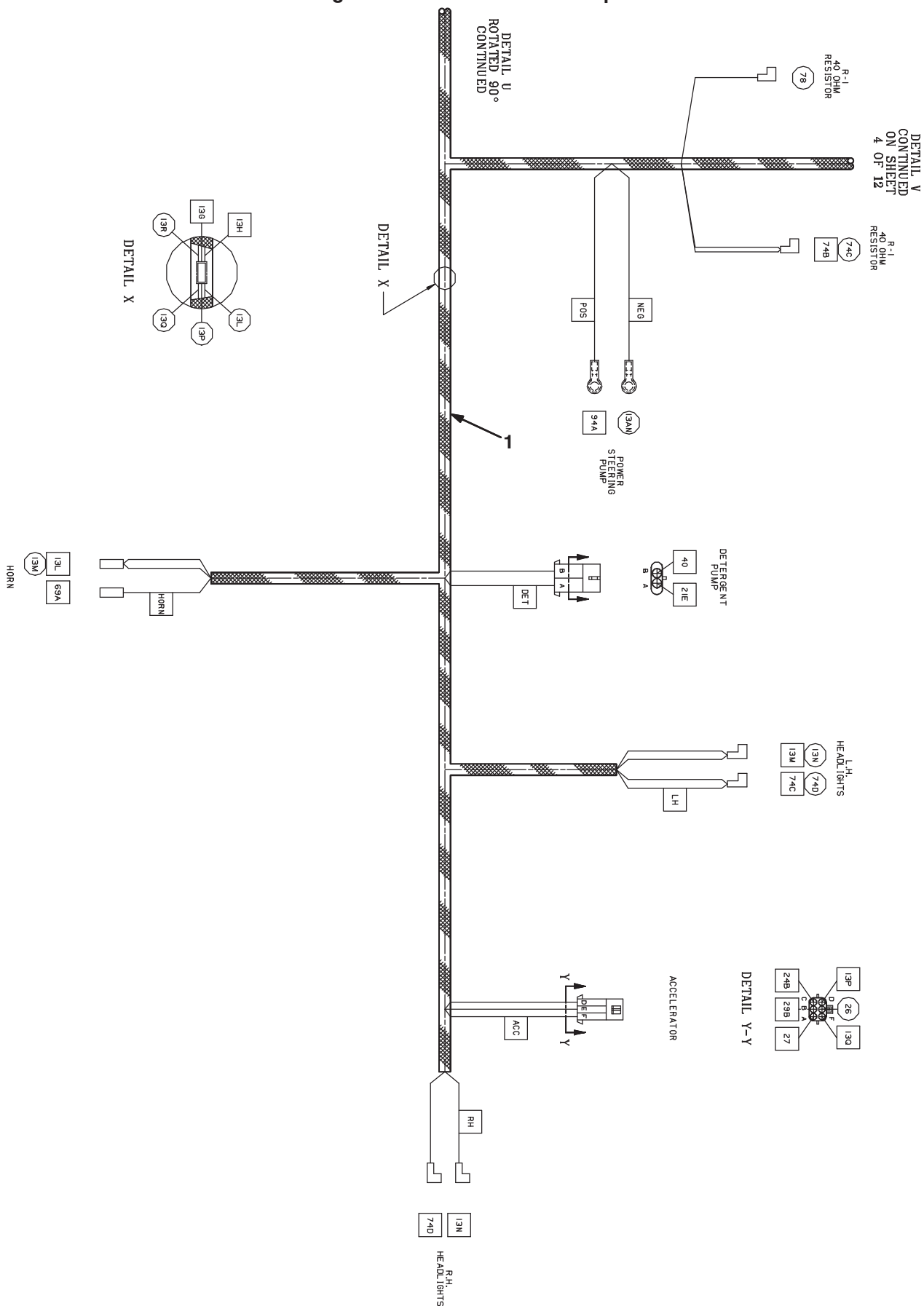


Fig. 64 - Wire Harnesses Group

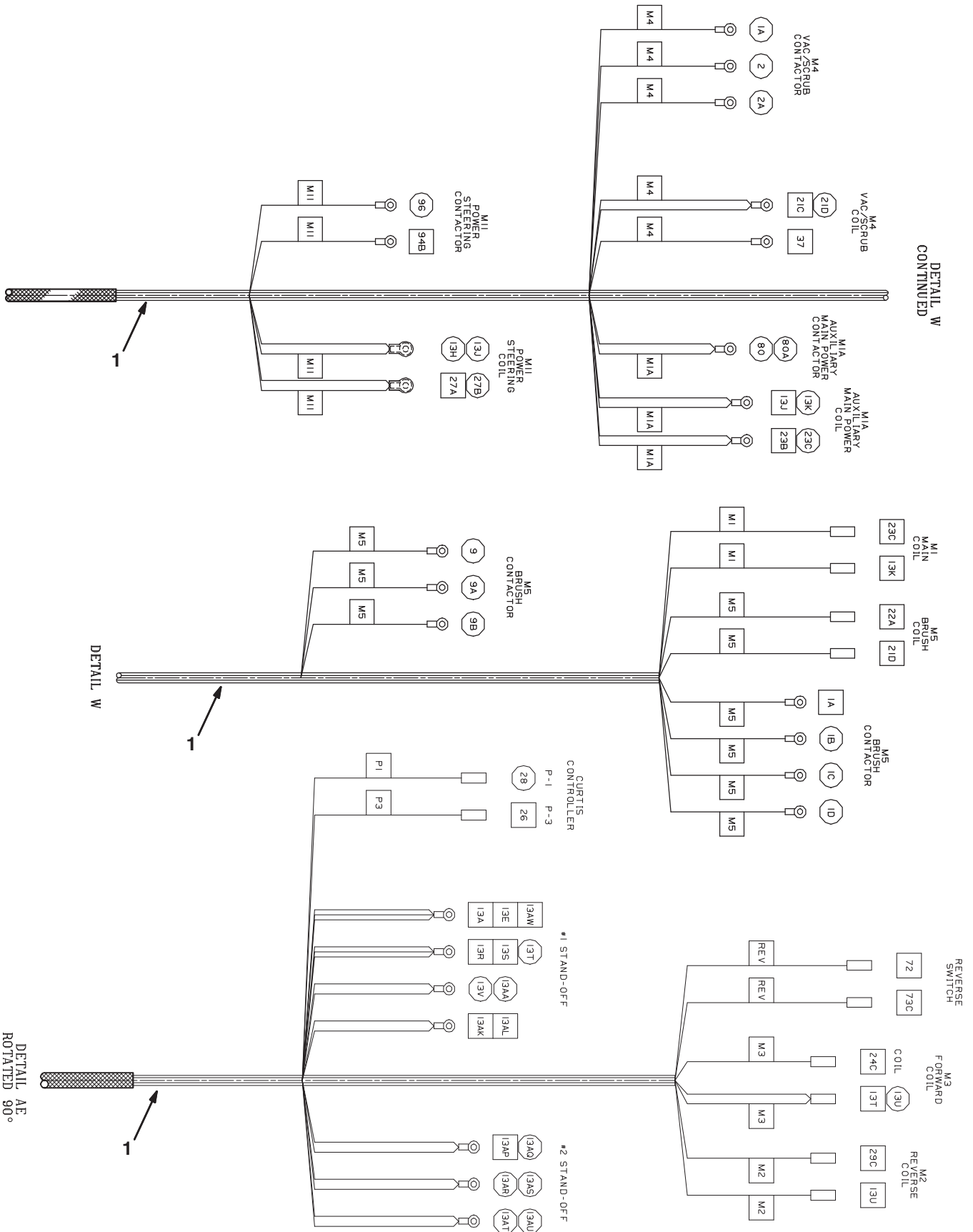


Fig. 64 - Wire Harness Group

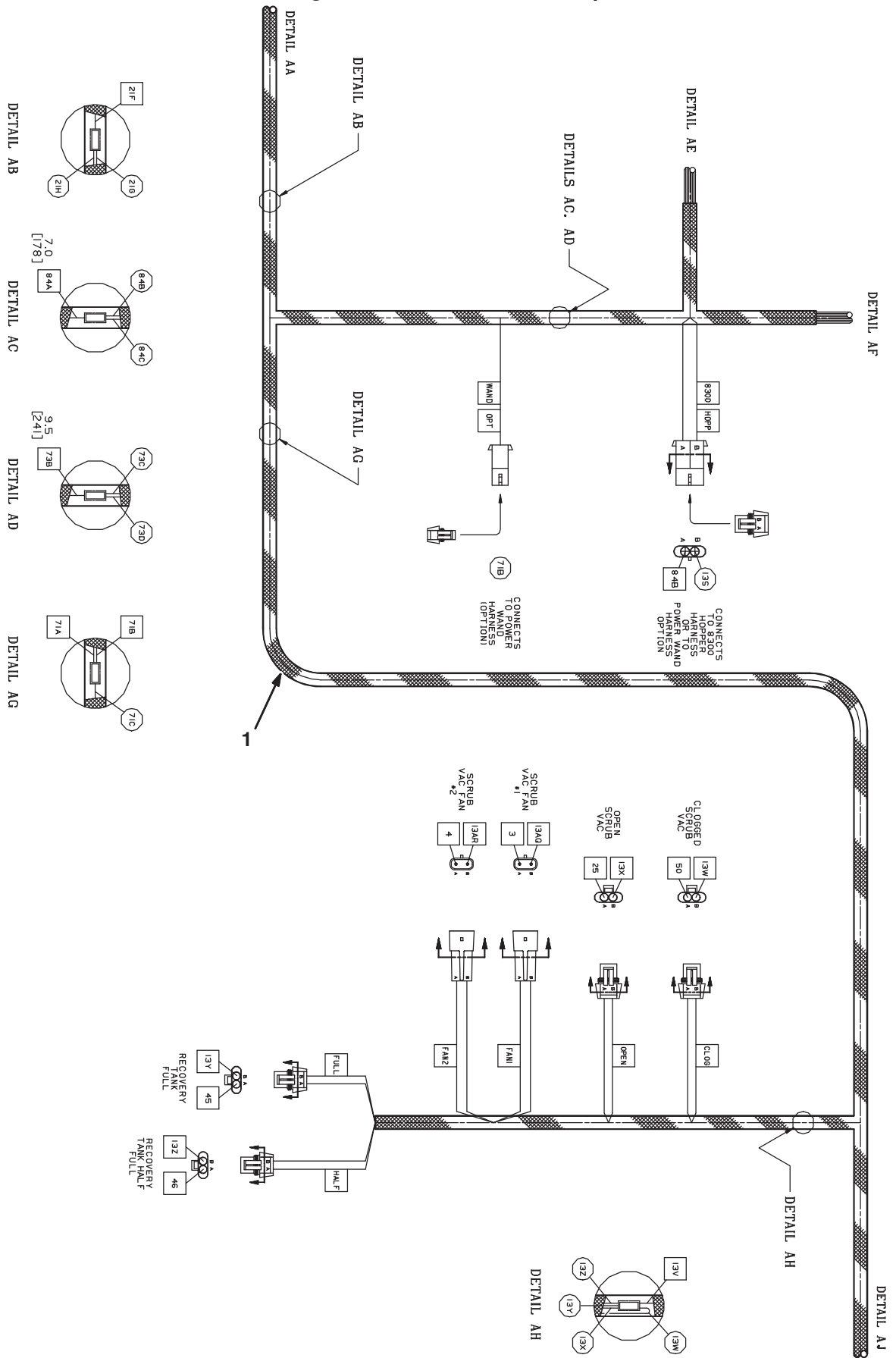


Fig. 64 - Wire Harnesses Group

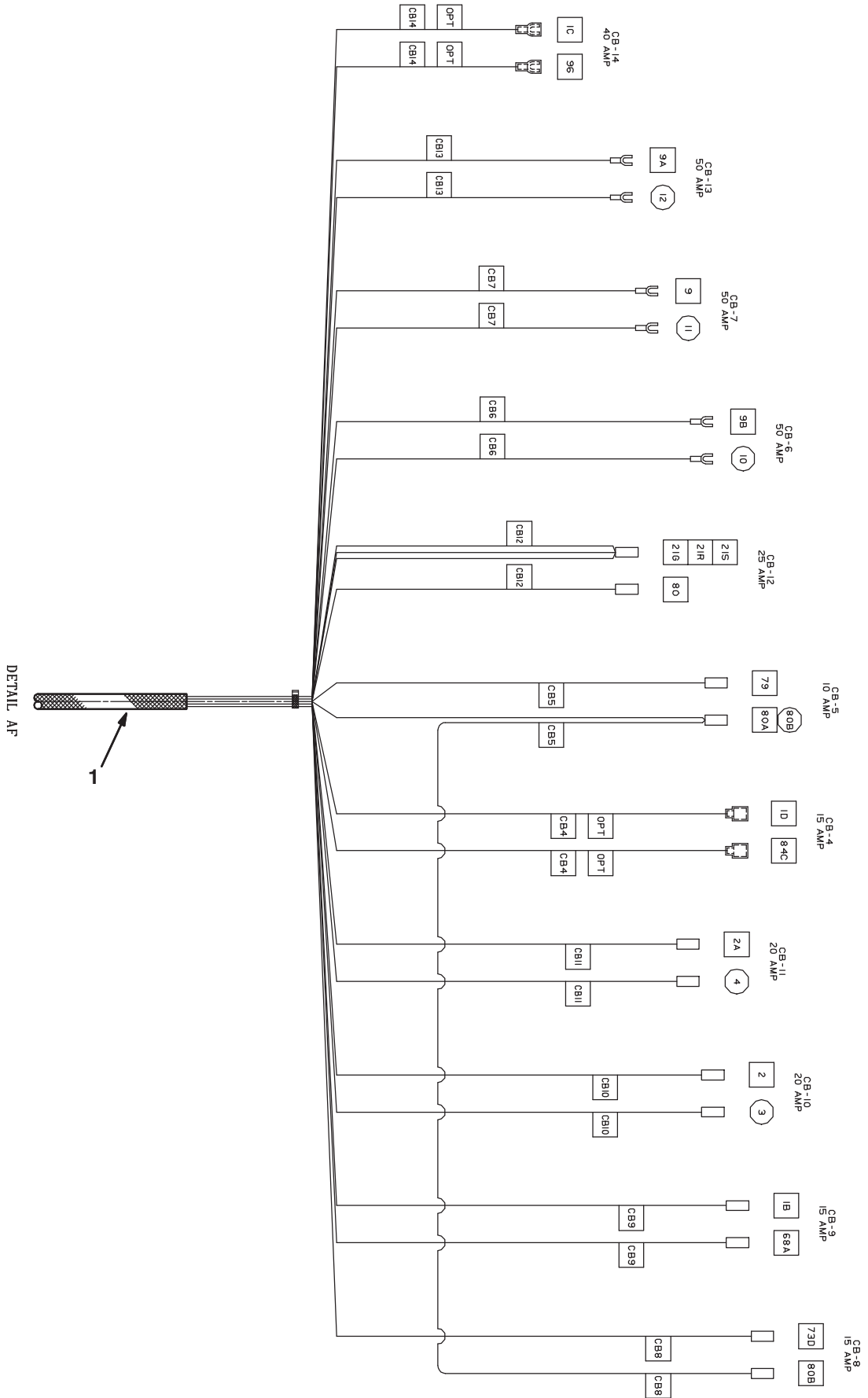


Fig. 64 - Wire Harness Group

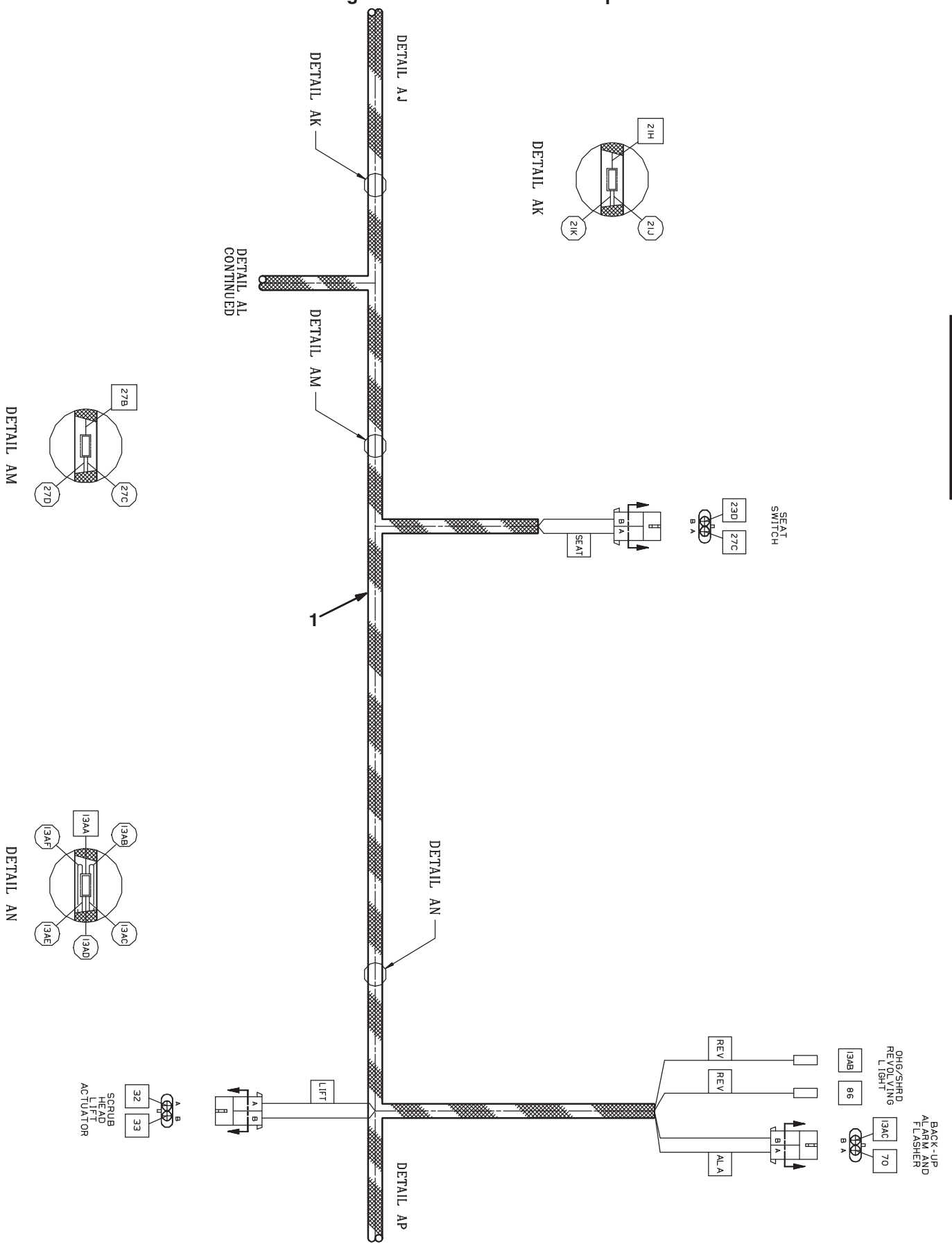


Fig. 64 - Wire Harness Group

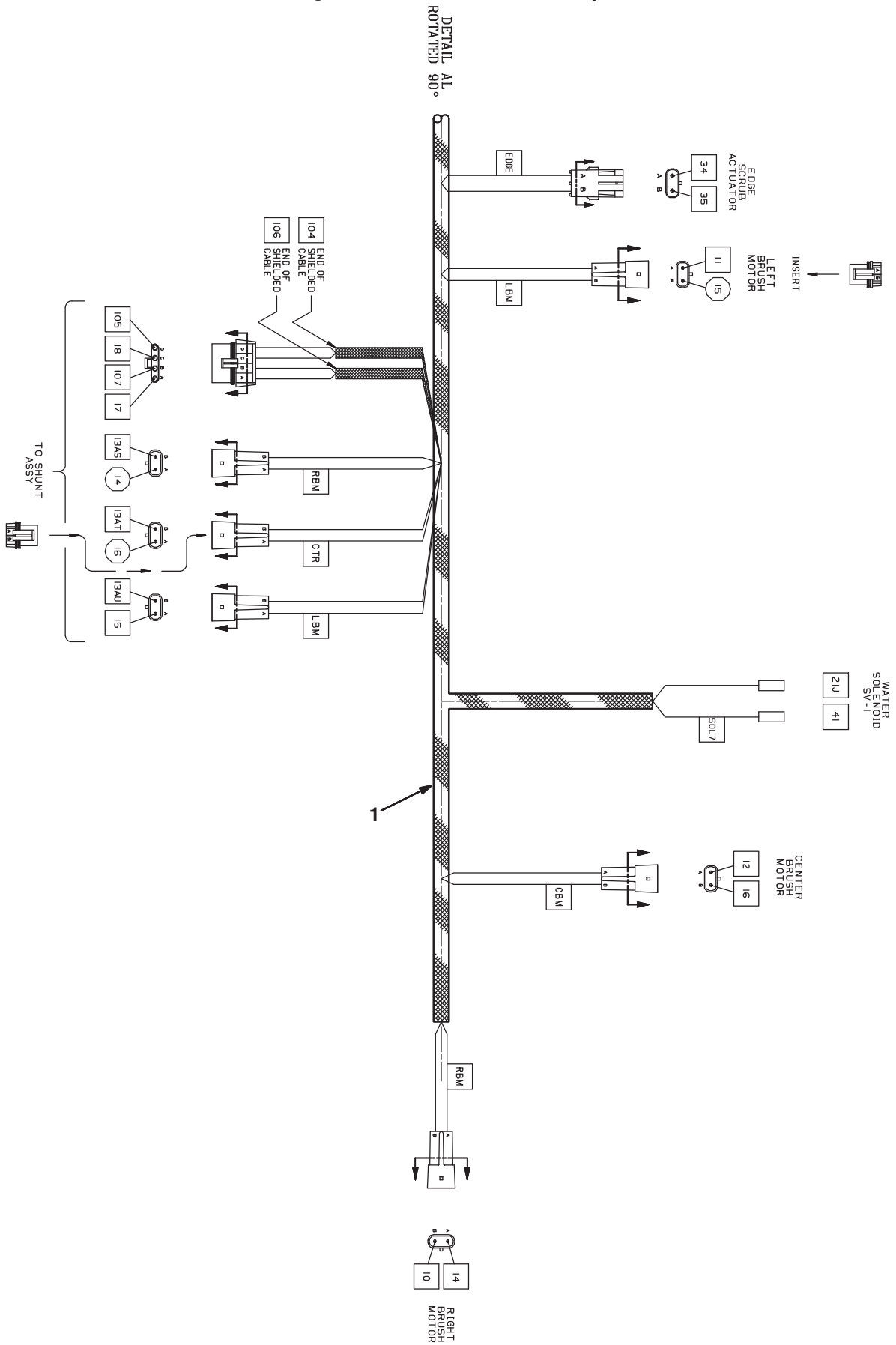


Fig. 64 - Wire Harness Group

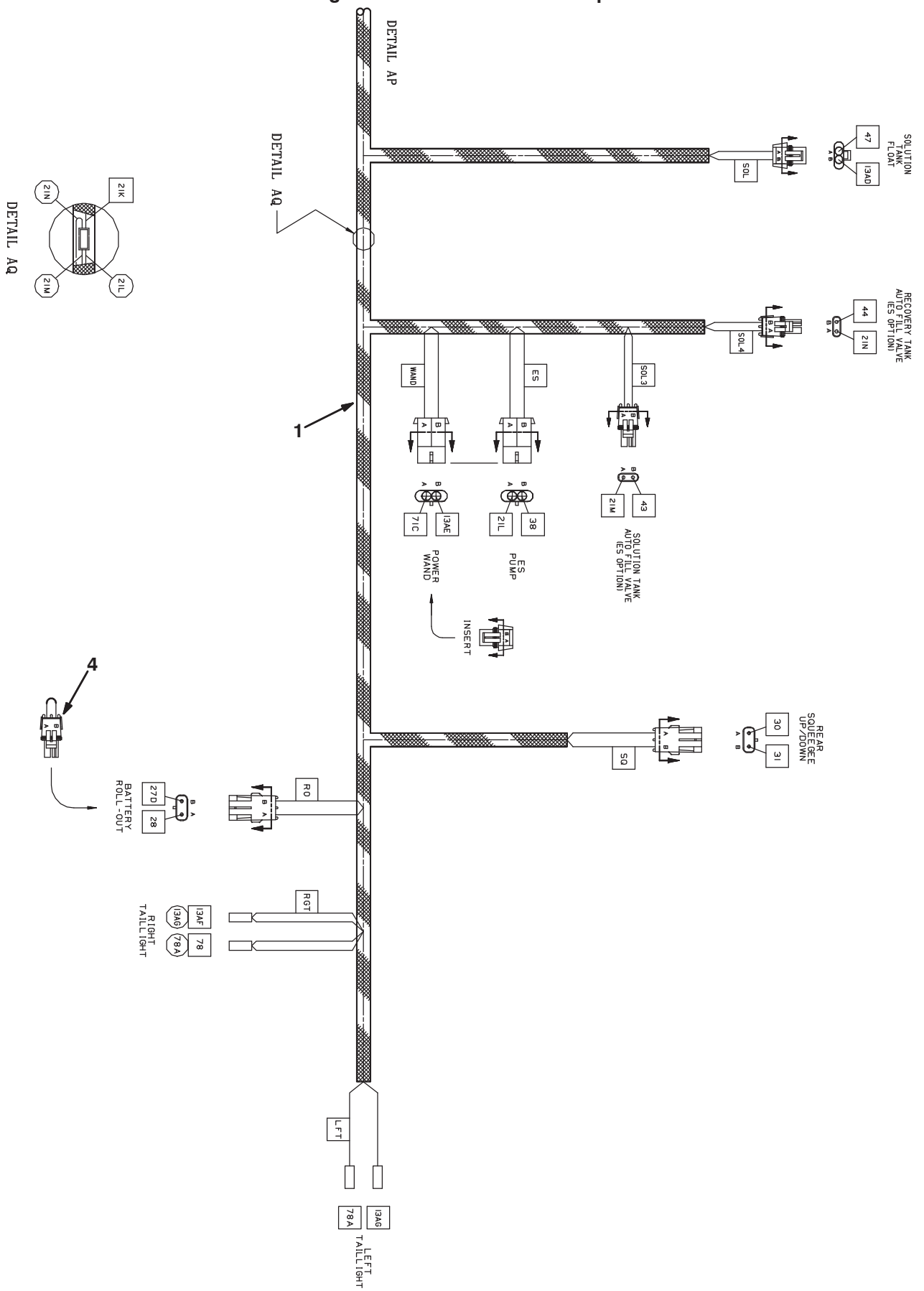


Fig. 64 - Wire Harness Group

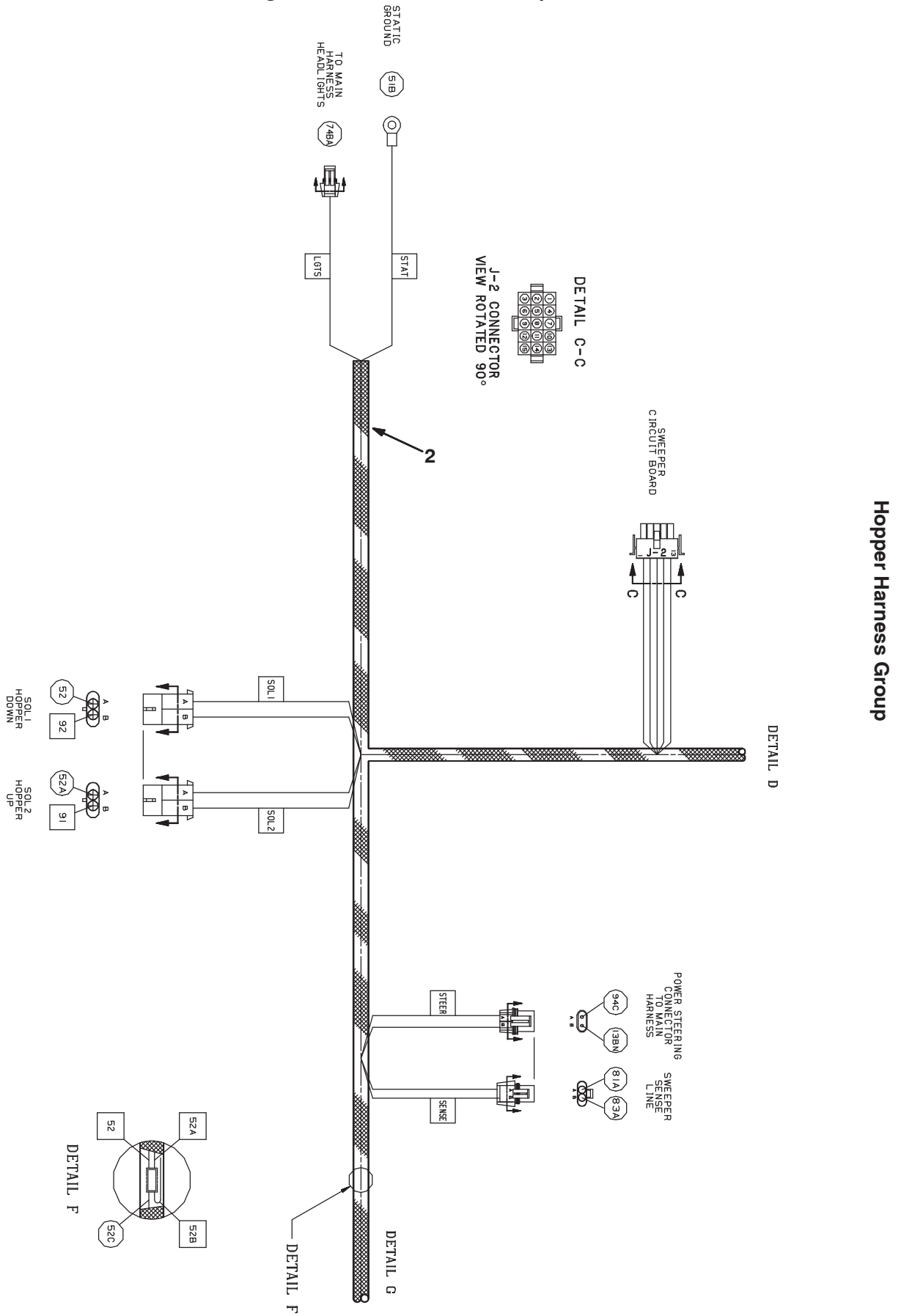
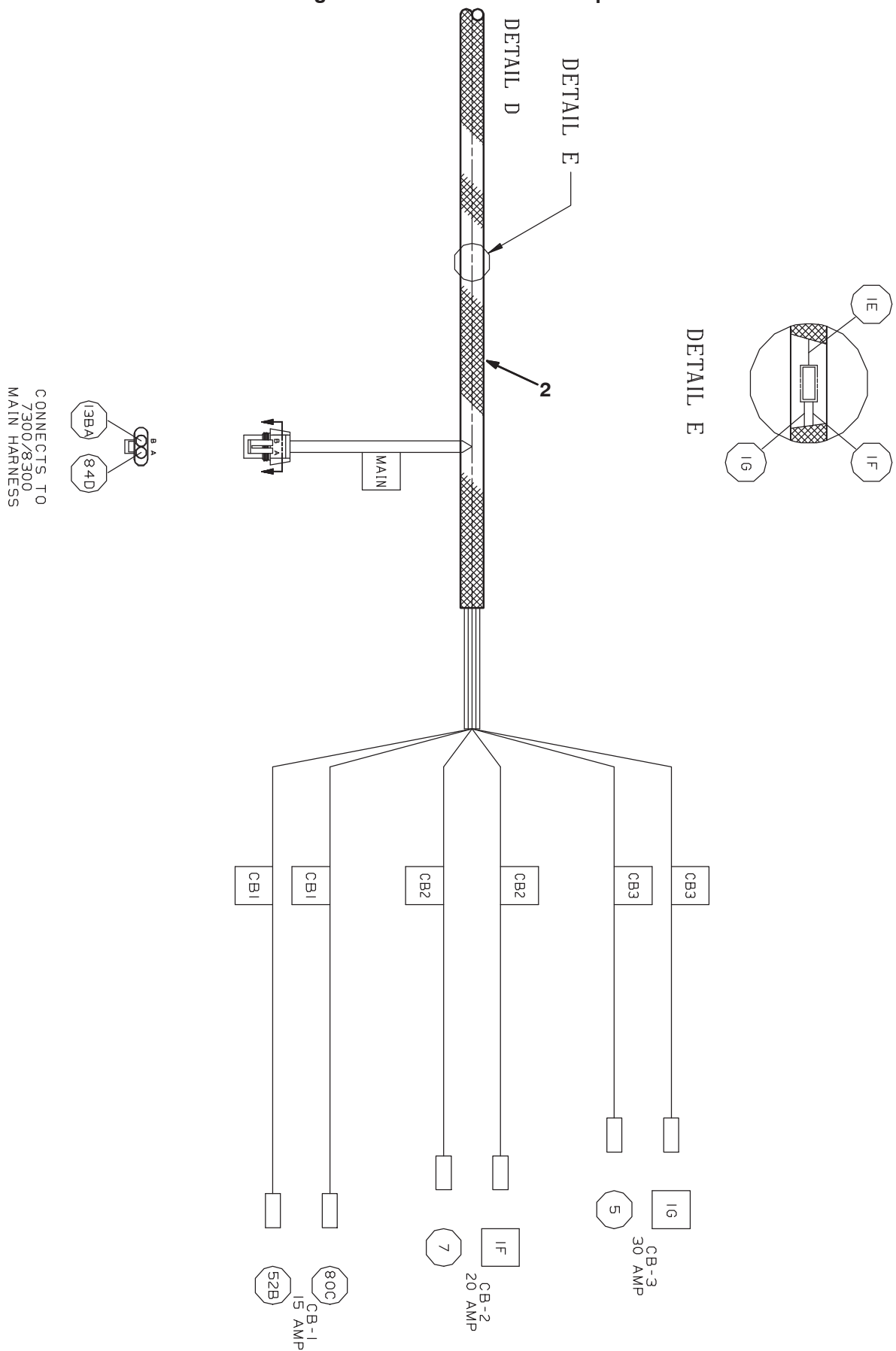
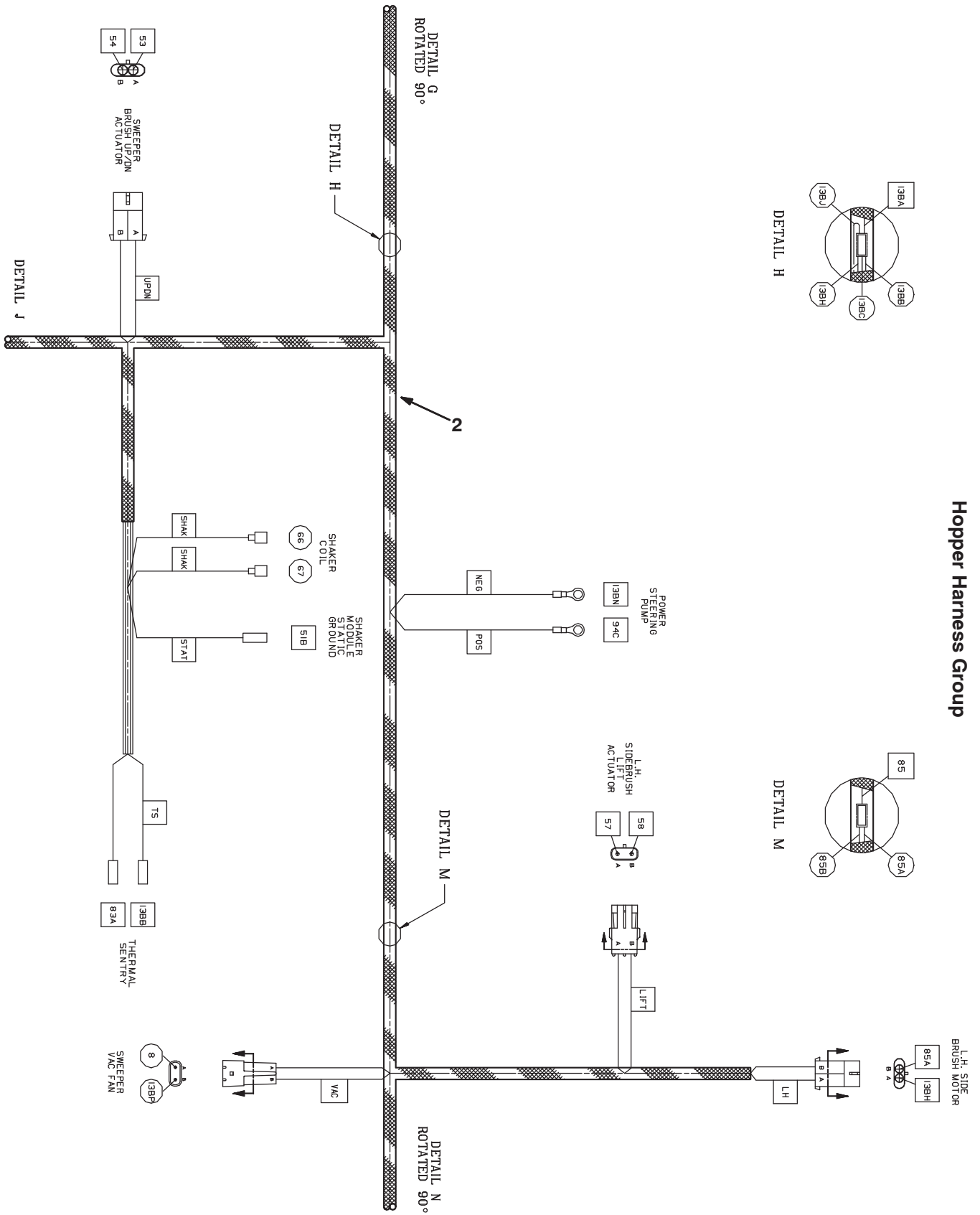


Fig. 64 - Wire Harness Group



Hopper Harness Group

Fig. 64 - Wire Harness Group



Hopper Harness Group

Hopper Harness Group

Fig. 64 - Wire Harness Group

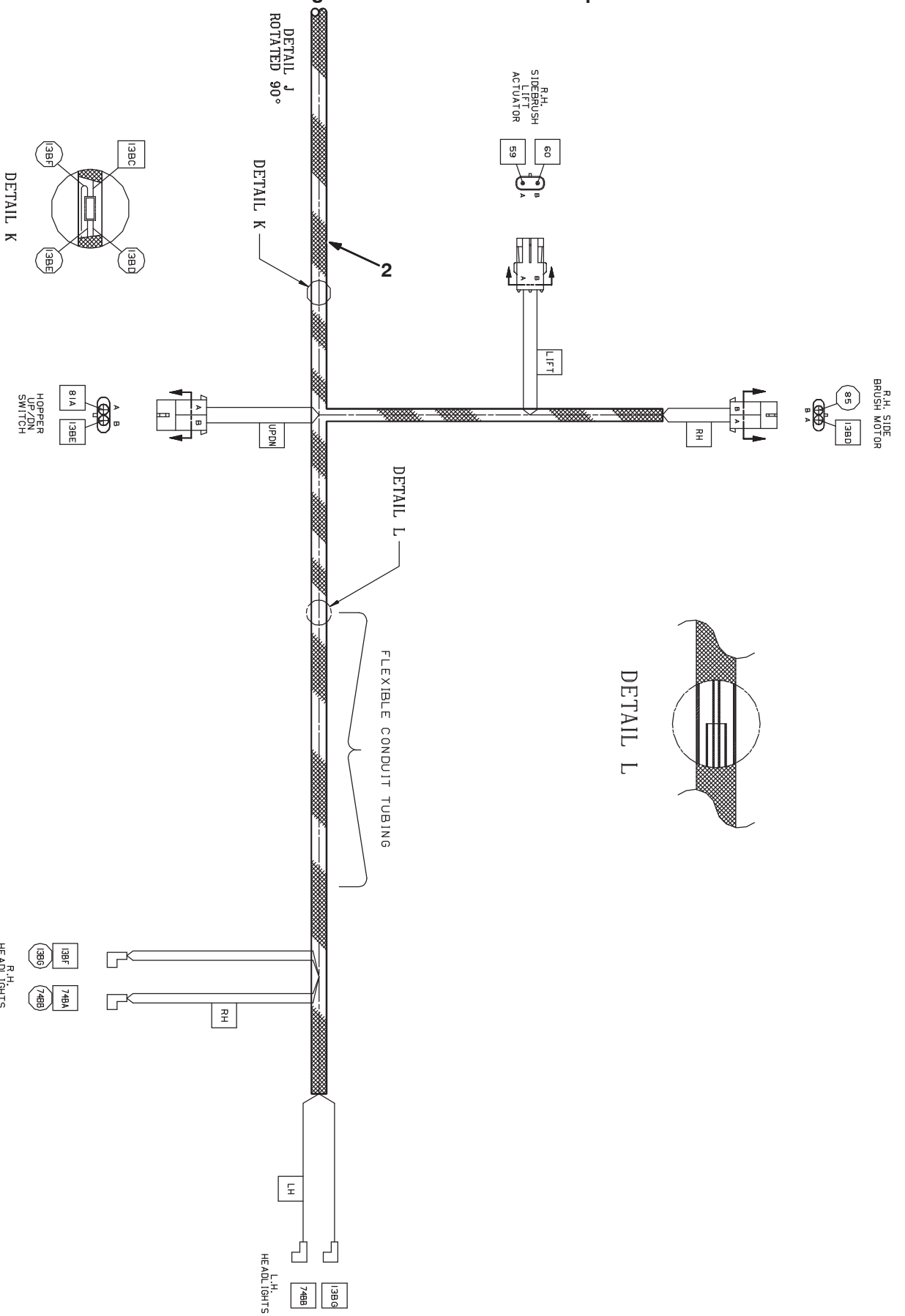


Fig. 64 - Wire Harness Group

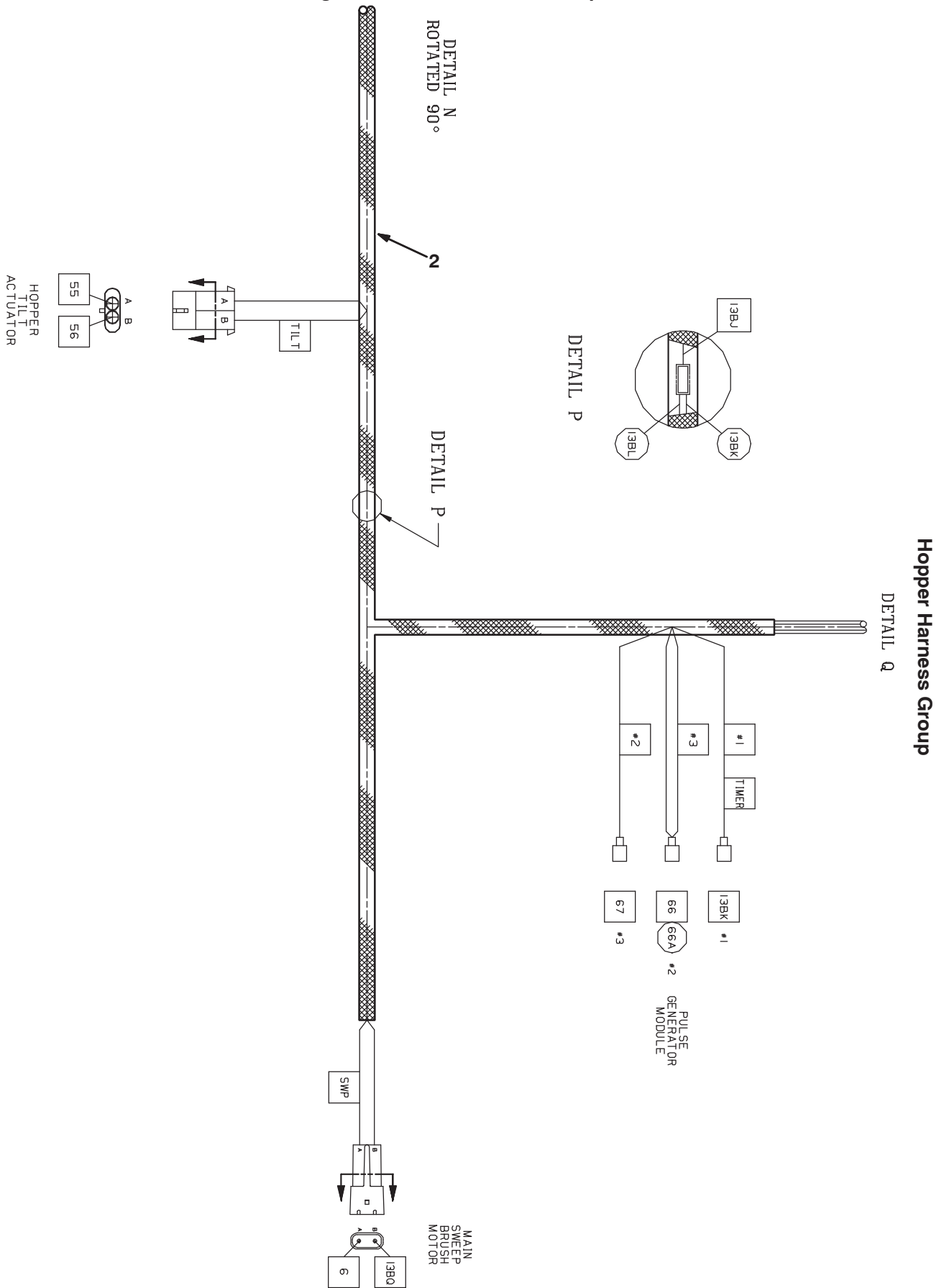


Fig. 64 - Wire Harnesses Group
Hopper Harness Group

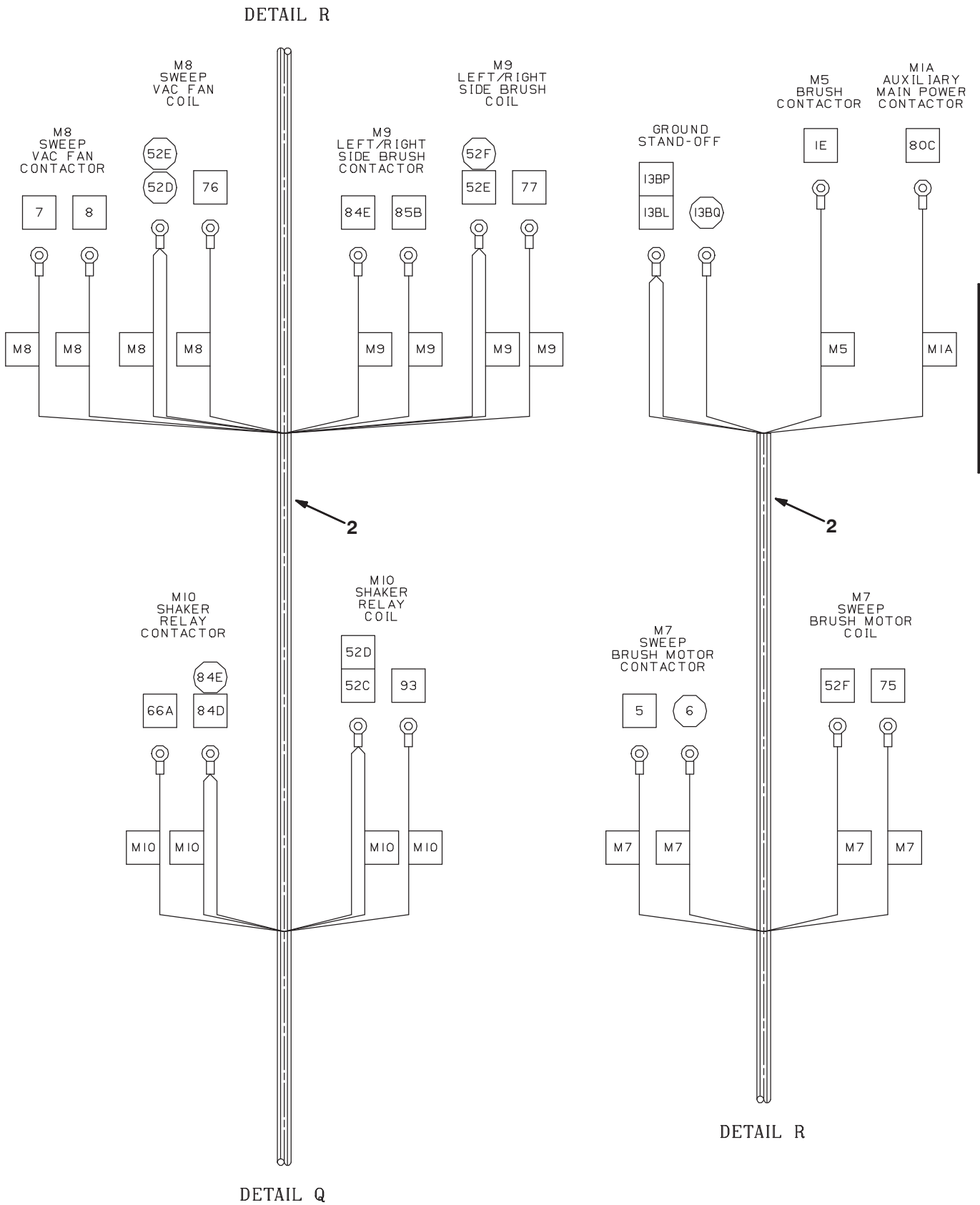
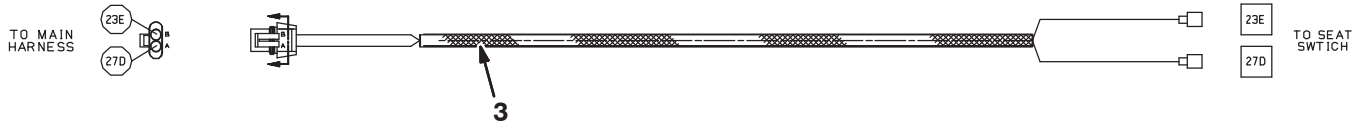
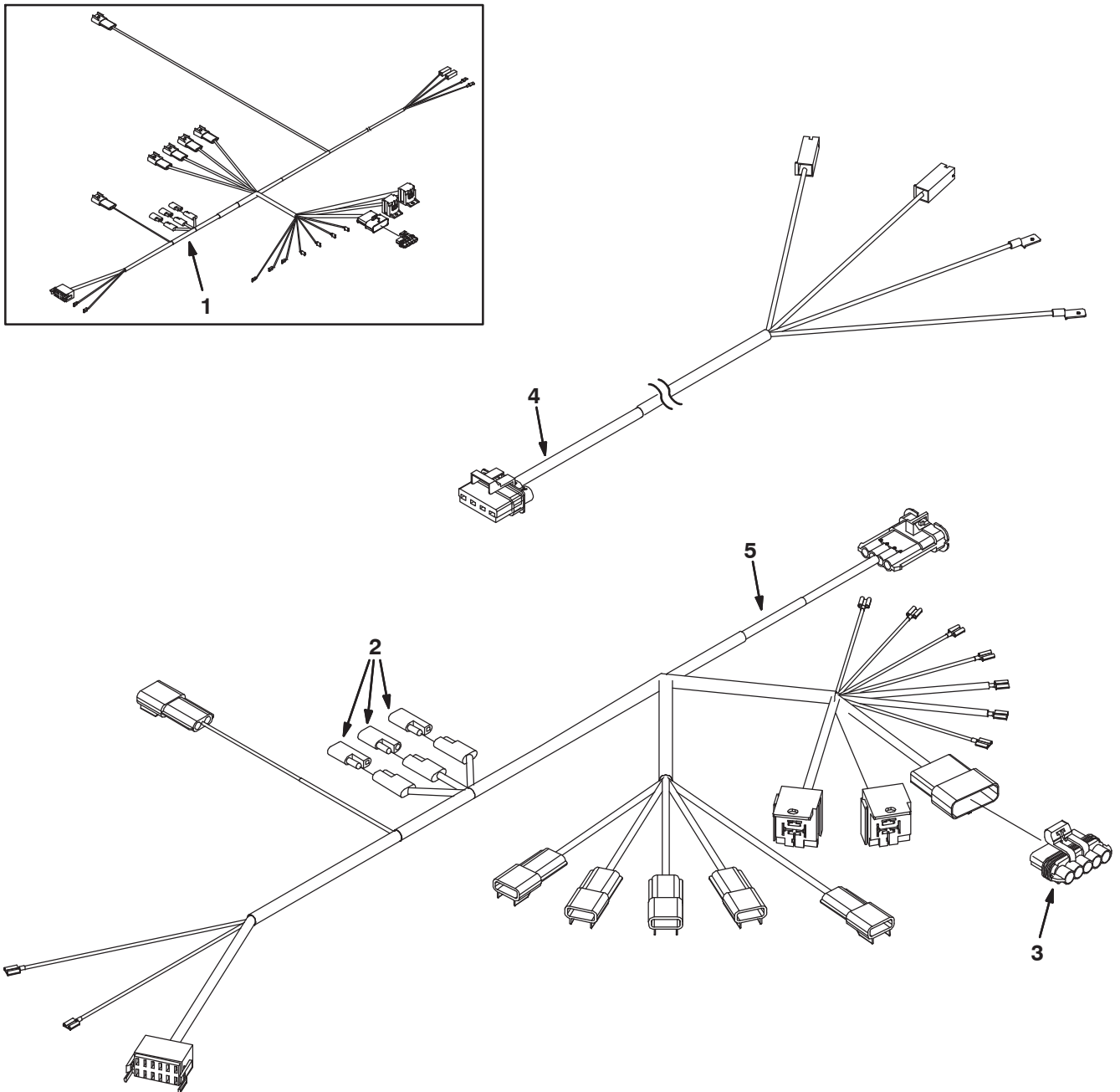


Fig. 64 - Wire Harnesses Group



Ref.	Part No.	Serial Number	Description	Qty.
1	386600	(0000-xxxx)	Harness, Main, 7300/8300	1
1	387424	(xxxx-)	Harness, Main, 7300/8300	1
2	386601	(0000-xxxx)	Harness, Hppr	1
2	387423	(xxxx-)	Harness, Hppr	1
3	387302	(0000-)	Harness, Wire, Jumper, Seat Switch	1
4	60278	(0000-)	Harness, Jumper, Arm	2

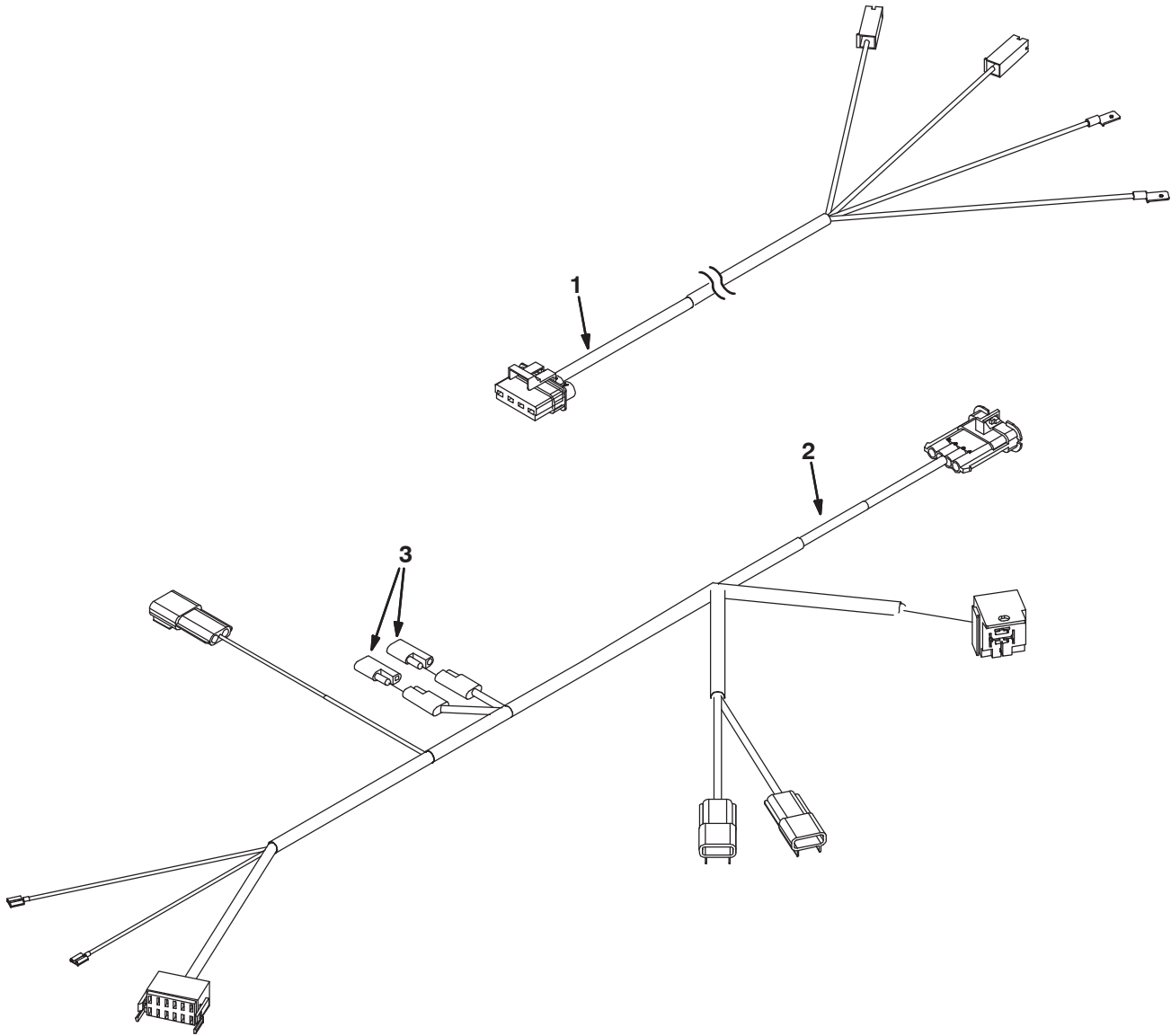
Fig. 65 - FaST Wire Harness Group (0000-1121)



354203 - ALL

Ref.	Part No.	Serial Number	Description	Qty.
1	1010325	(0000-xxxx)	Harness, Fast, 7300/8300	1
2	222290	(0000-1121)	Diode, Ele, Plug	3
3	1015096	(0000-1121)	Plug, Resistor	1
4	1017288	(xxxx-1121)	Harness, Rear, [Fast 7300/8300]	1
5	1017289	(xxxx-1121)	Harness [Fast 7300/8300]	1

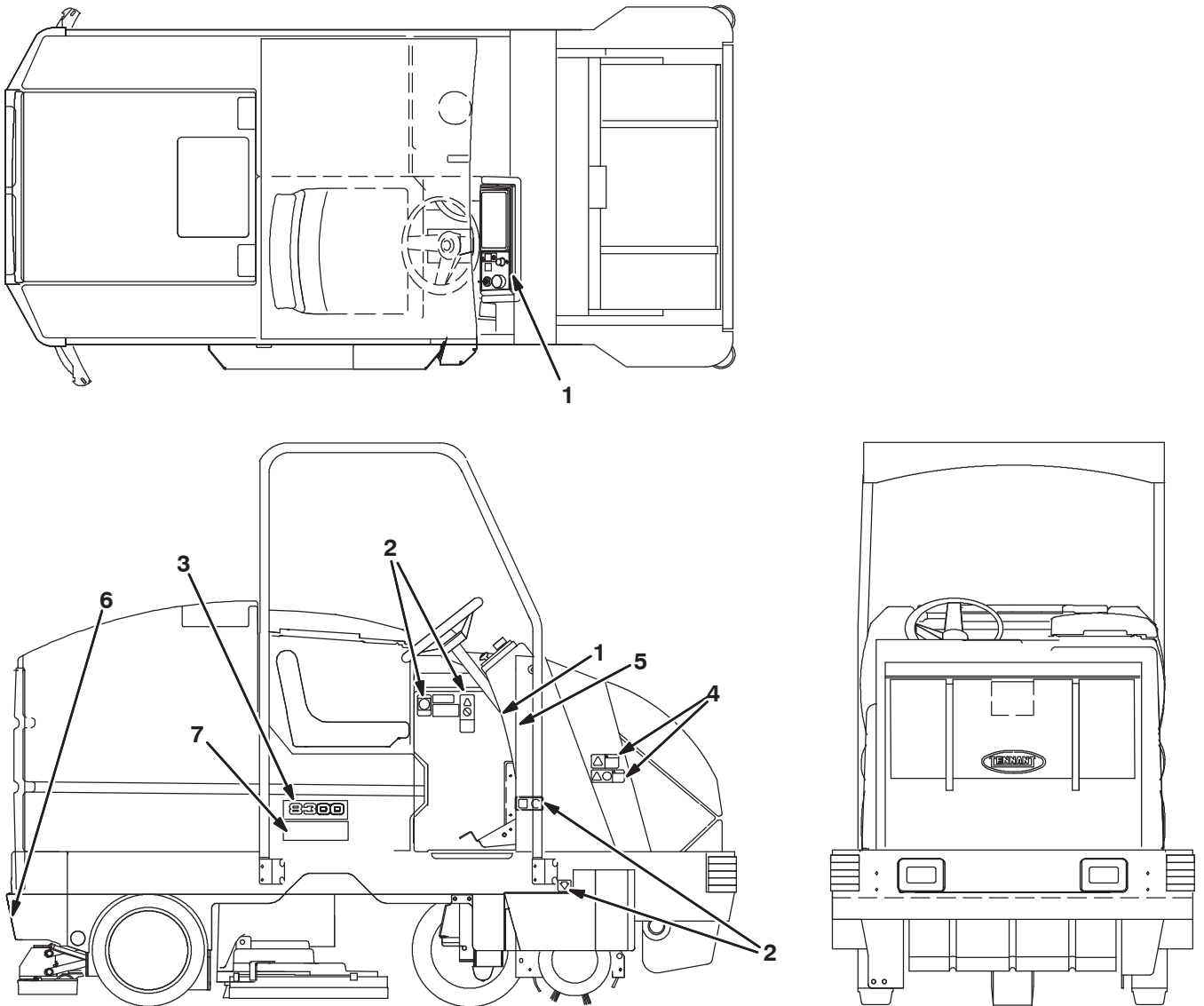
Fig. 66 - FaST Wire Harness Group (1122-)



354203 - ALL

Ref.	Part No.	Serial Number	Description	Qty.
1	1017288	(1122-)	Harness, Rear [FaST 7300/8300]	1
2	1052588	(1122-)	Harness [FaST II+ 7300/8300]	1
3	222290	(1122-)	Diode, Ele, Plug	2

Fig. 67 - Label Group



353439 — 8300, CE

Ref.	Part No.	Serial Number	Description	Qty.
1	386130	(0000-) Label Set, Operational, 7300/8300	1
2	387290	(0000-) Label Set, Info & Hzd	1
3	386333	(0000-) Label	2
4	375550	(0000-) Tape, Warning, Blk/Yel, 2.0W X 180L, RH	2
5	375551	(0000-) Tape, Warning, Blk/Yel, 2.0W X 180L, LH	2
6	387525	(0000-) Label, Sqge	1
7	1056947	(0000-) Label, Blue-Green [FaST]	2
7	1056944	(0000-) Label, Tank [ec-H2O]	2
7	1056945	(0000-) Label, Tank [ES]	2

SECTION 3

Contents	Page
Fig. 1 - Flashing Light Group	3-2
Fig. 2 - Flashing Light Group, Overhead Guard	3-4
Fig. 3 - Backup Alarm Kit (0000-0199)	3-6
Fig. 4 - Backup Alarm Kit (0200-)	3-8
Fig. 5 - Overhead Guard Kit (0000-0199)	3-10
Fig. 6 - Overhead Guard Kit (0200-)	3-12
Fig. 7 - Seat Belt Kit	3-14
Fig. 8 - Suspension Seat Kit	3-15
Fig. 9 - Rear Bumper Kit (0000-0199)	3-16
Fig. 10 - Rear Bumper Kit (0200-)	3-17
Fig. 11 - Left Side Brush Motor and Pivot Group	3-18
Fig. 12 - Left Side Brush Lift Group	3-20
Fig. 13 - MaxPro 1200 (Disc-Brush) Scrub Head Frame Group	3-22
Fig. 14 - MaxPro 1200 (Disc-Brush) Scrub Head Linkage Group	3-24
Fig. 15 - MaxPro 1200 (Disc-Brush) Solution Valve Group	3-26
Fig. 16 - Max Pro 1200 (Disc-Brush) Solution Valve Group (FaST/ec-H2O)	3-28
Fig. 17 - MaxPro 1200 (Disc-Brush) Edge Scrub Group	3-30
Fig. 18 - MaxPro 1200 (Disc-Brush) Right Side Squeegee Group	3-32
Fig. 19 - MaxPro 1200 (Disc-Brush) Left Side Squeegee Group	3-34
Fig. 20 - MaxPro 1000 (Cylindrical Brush) Scrub Head Frame and Linkage Group	3-36
Fig. 21 - MaxPro 1000 (Cylindrical Brush) Scrub Head Drive Group	3-38
Fig. 22 - Max Pro 1000 (Cylindrical Brush) Solution Valve Group	3-40
Fig. 23 - Max Pro 1000 (Cylindrical Brush) Solution Valve Group (FaST/ec-H2O)	3-42
Fig. 24 - MaxPro 1000 (Cylindrical Brush) Edge Scrub Group	3-44
Fig. 25 - MaxPro 1000 (Cylindrical Brush) Right Side Squeegee Group	3-46
Fig. 26 - MaxPro 1000 (Cylindrical Brush) Left Side Squeegee Group	3-48
Fig. 27 - MaxPro 1000 (Cylindrical Brush) Vacuumized Debris Tray Group	3-50
Fig. 28 - Max Pro 1000 (Cylindrical Brush) Debris Tray Group	3-52

Contents	Page
Fig. 29 - MaxPro 1200 (Cylindrical Brush) Scrub Head Frame and Linkage Group	3-54
Fig. 30 - MaxPro 1200 (Cylindrical Brush) Scrub Head Drive Group	3-58
Fig. 31 - MaxPro 1200 (Cylindrical Brush) Solution Valve Group	3-60
Fig. 32 - Max Pro 1200 (Cylindrical Brush) Solution Valve Group (FaST/ec-H2O)	3-62
Fig. 33 - MaxPro 1200 (Cylindrical Brush) Edge Scrub Group	3-64
Fig. 34 - MaxPro 1200 (Cylindrical Brush) Right Side Squeegee Group	3-66
Fig. 35 - MaxPro 1200 (Cylindrical Brush) Left Side Squeegee Group	3-68
Fig. 36 - MaxPro 1200 (Cylindrical Brush) Vacuumized Debris Tray Group	3-70
Fig. 37 - ec-H2O Solution Pump Group	3-72
Fig. 38 - ec-H2O Switch and Label Group	3-74
Fig. 39 - ec-H2O Wire Harnesses Group	3-76
Fig. 40 - ec-H2O Install Kits	3-77
Fig. 41 - Positive Solution Control Drain Kit, Recovery Tank (0000-0199)	3-78
Fig. 42 - Positive Solution Control Drain Kit, Recovery Tank (0200-)	3-80
Fig. 43 - Positive Solution Control Drain Kit, Solution Tank (0000-0199)	3-82
Fig. 44 - Positive Solution Control Drain Kit, Solution Tank (0200-)	3-84
Fig. 45 - Detergent Metering Kit	3-86
Fig. 46 - Power Wand Hose Assembly	3-88
Fig. 47 - Power Wand Assembly	3-90
Fig. 48 - Power Wand Pump and Fittings Group	3-92
Fig. 49 - Power Wand Mount Group	3-94
Fig. 50 - Vacuum Wand Kit	3-96
Fig. 51 - Max Pro 1200 Rear Squeegee Group (0000-0199)	3-98
Fig. 52 - Max Pro 1200 Rear Squeegee Group (0200-)	3-100
Fig. 53 - Max Pro 1200 Rear Squeegee Group for Vacuumized Side Squeegee (0000-0199)	3-102
Fig. 54 - Max Pro 1200 Rear Squeegee Group for Vacuumized Side Squeegee (0200-)	3-104
Fig. 55 - Rollout Battery Kit	3-106
Fig. 56 - Battery Forklift Kit	3-108
Fig. 57 - Battery and Charger Group	3-110
Fig. 58 - Documentation Group	3-112

Fig. 1 - Flashing Light Group

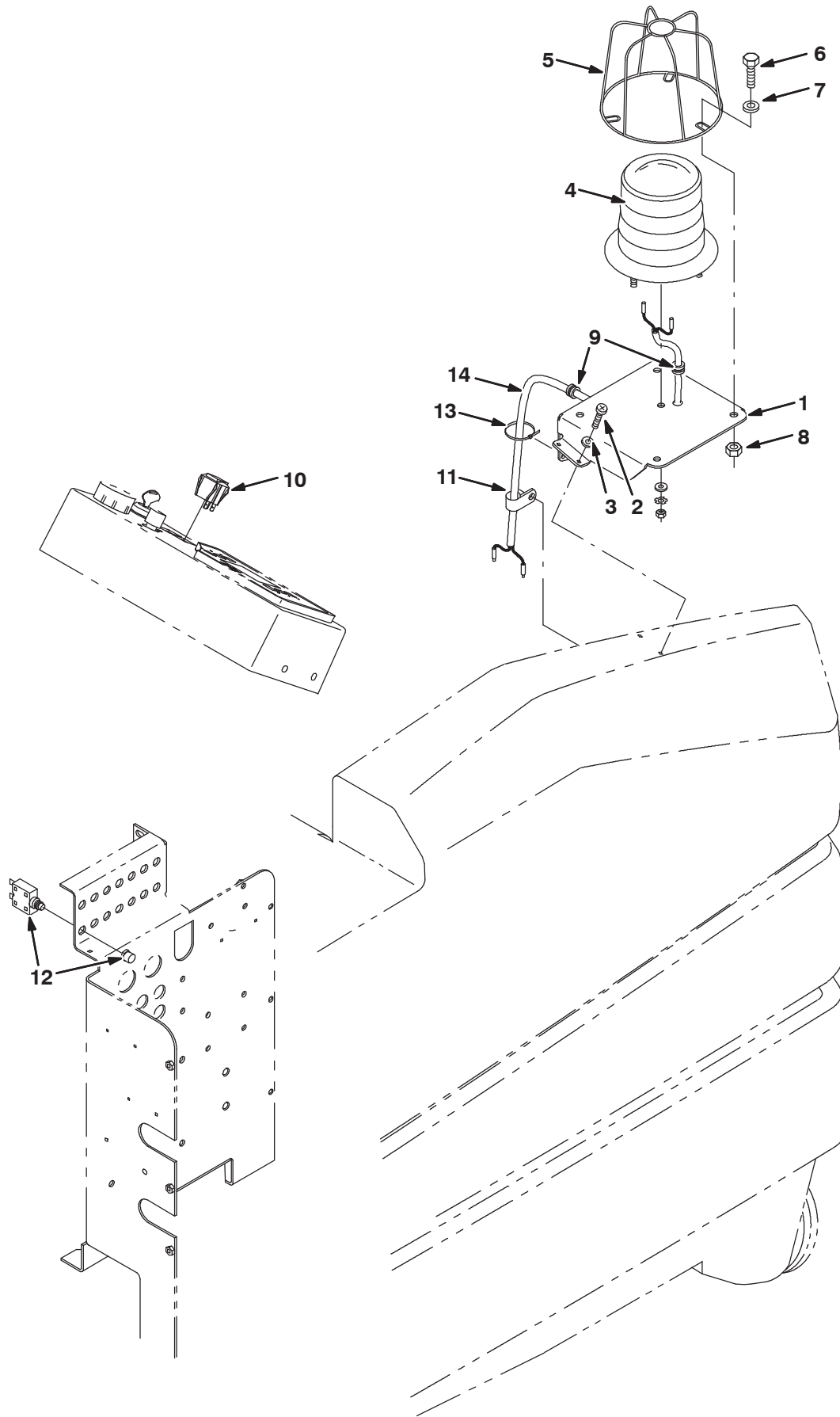


Fig. 1 - Flashing Light Group

Ref.	Part No.	Serial Number	Description	Qty.	
1	387157	(0000-0199) Bracket, Mtg	1	
1	1057069	(0200-) Bracket, Mtg, Iron Gray	1	
2	360943	(0000-) Screw, Pan, #10-14 X 0.75, F/ Plstc	7	
3	19066	(0000-) Washer, Flt, #10	6	
▽	4	990576	(0000-) Flashing Light	1
▲	44681-1	(0000-) Lens, Amber, Light, Revl	1	
▲	45283	(0000-) Lamp, 40vdc, 0.9a, [50cp#1062]	1	
5	990577	(0000-) Guard Wldt, Light, Revl/Flsh	1	
6	39277	(0000-) Screw, Hex, M08 X 1.25 X 25, 8.8	4	
7	39349	(0000-) Washer, Flt, .31 Sae	4	
8	07791	(0000-) Nut, Hex, Flng, M08 X 1.25	4	
9	10632-12	(0000-) Grommet, Rbr, 0.38id, F/ 0.5h, .12matl	2	
10	360520	(0000-) Switch, Rocker	1	
11	26395-2	(0000-) Clamp, Cable, Stl, 0.38d X 0.38w, 1h	1	
12	383722	(0000-) Circuitbreaker, 15.0a	1	
13	49266	(0000-) Tie, Cable, Nyl, 07.3l .19w 1.8 Max D	1	
14	386609	(0000-) Harness, Light, Revl, Shrd	1	

Fig. 2 - Flashing Light Group, Overhead Guard

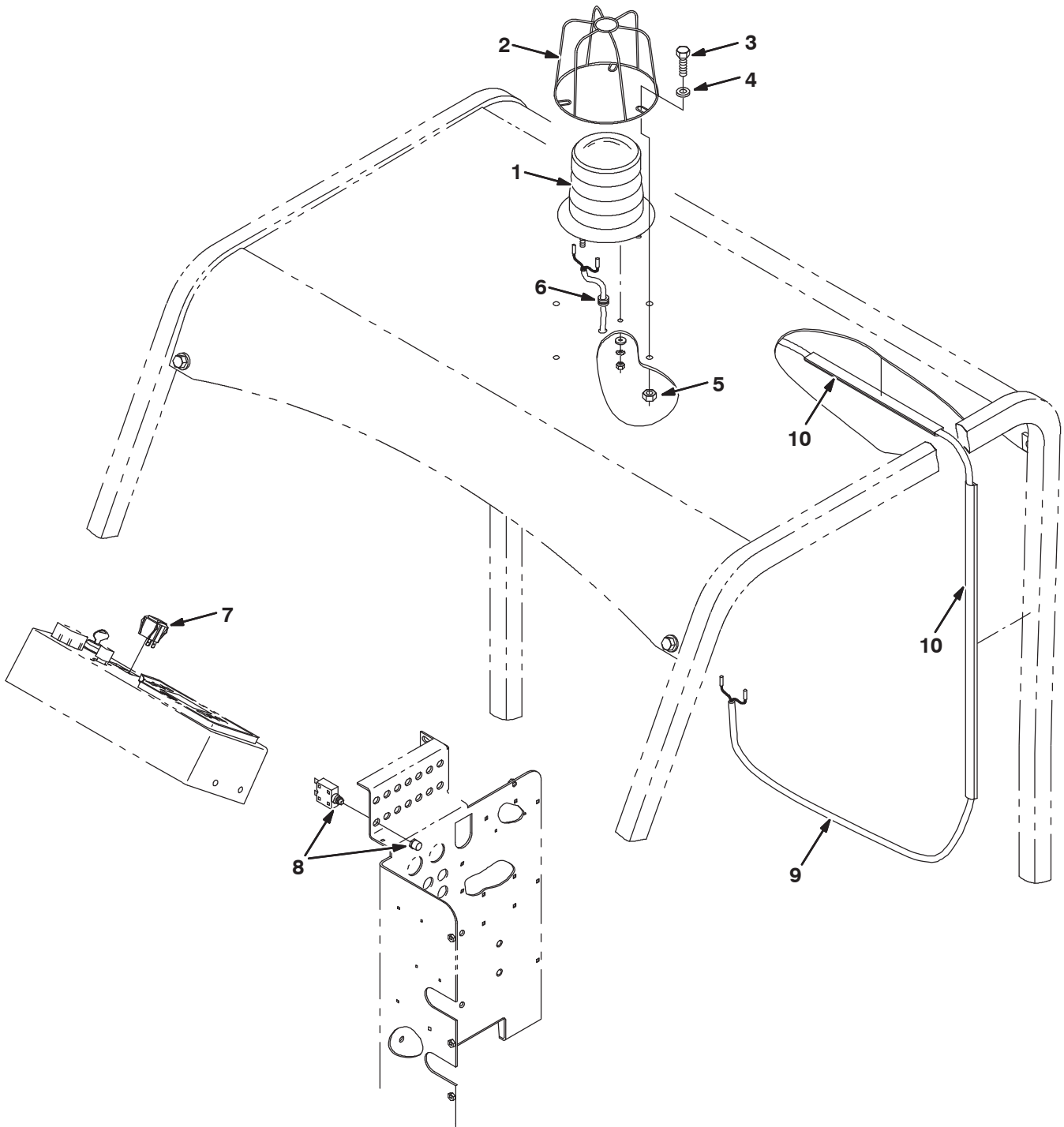


Fig. 2 - Flashing Light Group, Overhead Guard

	Ref.	Part No.	Serial Number	Description	Qty.
▽	1	990576	(0000-) Flashing Light	1
▲		44681-1	(0000-) Lens, Amber, Light, Revl	1
▲		45283	(0000-) Lamp, 40vdc, 0.9a, [50cp#1062]	1
	2	990577	(0000-) Guard Wldt, Light, Revl/Fish	1
	3	39277	(0000-) Screw, Hex, M08 X 1.25 X 25, 8.8	4
	4	39349	(0000-) Washer, Flt, .31 Sae	4
	5	07791	(0000-) Nut, Hex, Flng, M08 X 1.25	4
	6	10632-12	(0000-) Grommet, Rbr, 0.38id, F/ 0.5h, .12matl	1
	7	360520	(0000-) Switch, Rocker	1
	8	383722	(0000-) Circuitbreaker, 15.0a	1
	9	386605	(0000-) Harness, Light, Revl, Ohg	1
	10	1064050	(0000-) Duct, Afrmkt, Vyl, 0.40 X 0.75 .25D, 04Ft	2

Fig. 3 - Backup Alarm Kit (0000-0199)

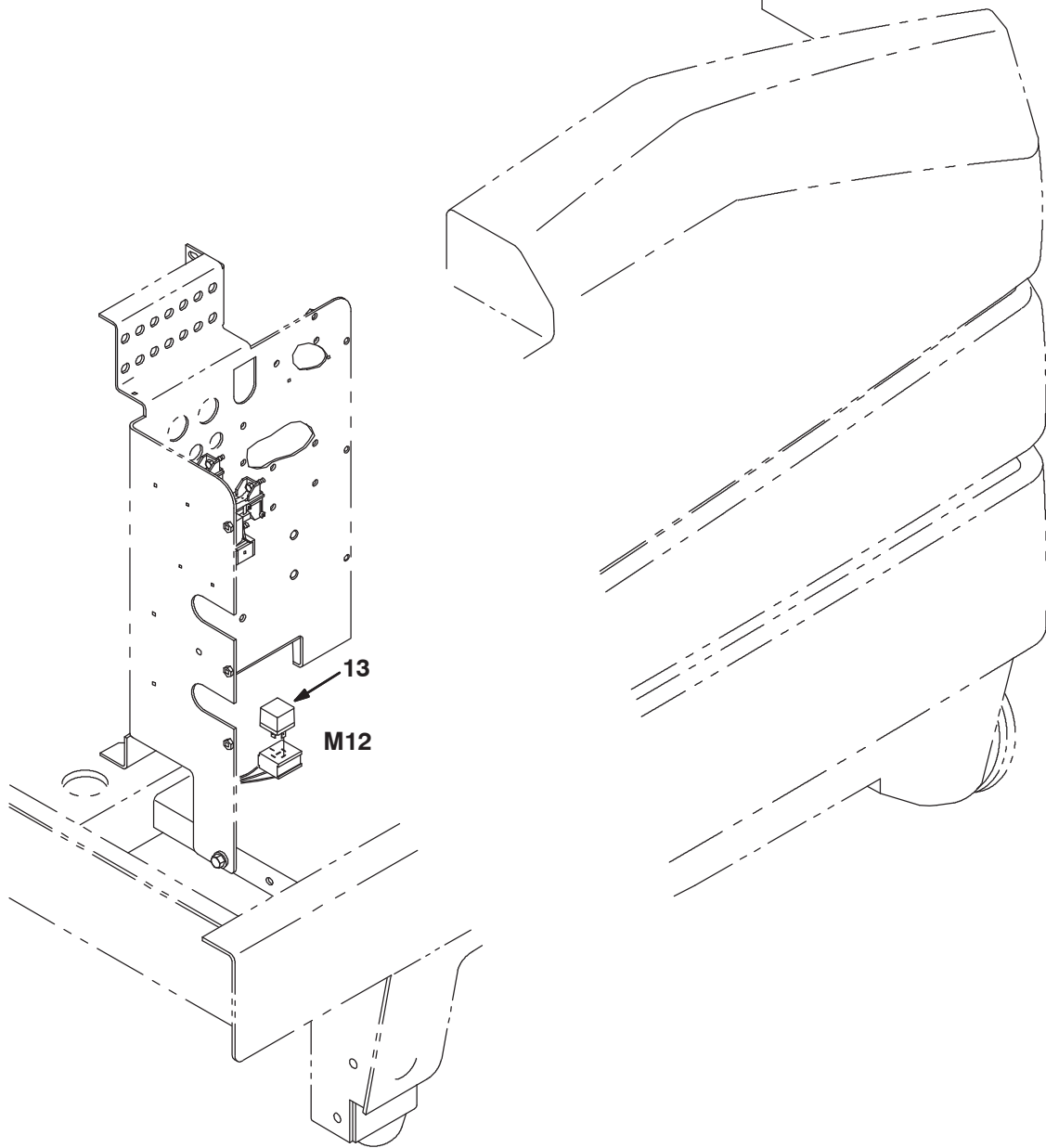
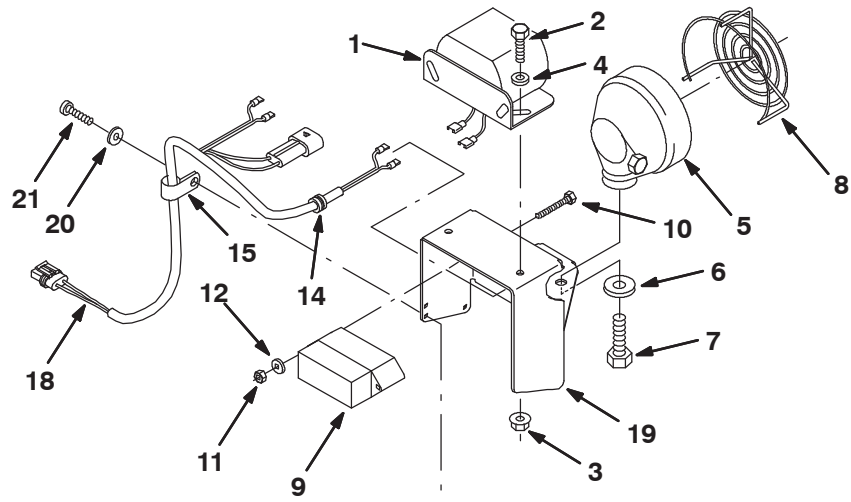
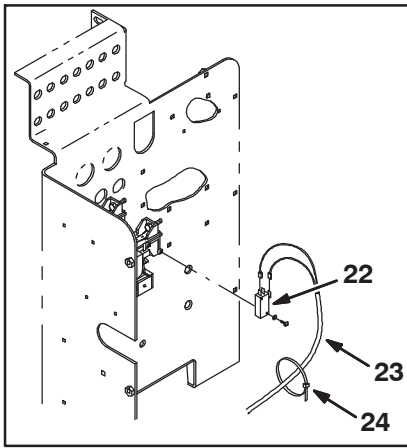


Fig. 3 - Backup Alarm Kit (0000-0199)

Ref.	Part No.	Serial Number	Description	Qty.
▽	387208	(0000-0199)) Kit, Ci, Alarm, Backup, 36vdc	1
▲	1 9007131	(0000-0199)) Alarm Assy, Backup, 12/48Vdc	1
▲	2 06943	(0000-0199)) Screw, Hex, M06 X 1.0 X 20, 8.8	2
▲	3 07790	(0000-0199)) Nut, Hex, Flng, M06 X 1.0	2
▲	4 19066	(0000-0199)) Washer, Flt, #10	2
▲▽	5 72172	(0000-0199)) Light, Spot, 36vdc, 60w Rework 72173	1
▲▲	45391	(0000-0199)) Headlight, 36vdc, 60watt1.7a [#4350]	1
▲	6 32486	(0000-0199)) Washer, Flt, .50 Sae	1
▲	7 39807	(0000-0199)) Screw, Hex, .50-13 X 0.75, 5	1
▲	8 72174	(0000-0199)) Guard, Light	1
▲	9 72164	(0000-0199)) Flasher, 12/48vdc 5a #6309 /12 - 48vdc	1
▲	10 06949	(0000-0199)) Screw, Hex, M06 X 1.0 X 50, 8.8	2
▲	11 08708	(0000-0199)) Nut, Hex, Lock, M06 X 1.0, NI	2
▲	12 32483	(0000-0199)) Washer, Flt, .25 Sae	2
▲	13 398526	(0000-0199)) Relay, 36vdc, 5a, Spdt [Greenwich]	1
▲	14 10632-12	(0000-0199)) Grommet, Rbr, 0.38id, F/ 0.5h, .12matl	1
▲	15 26395-2	(0000-0199)) Clamp, Cable, Stl, 0.38d X 0.38w, 1h	1
▲	16 32980	(0000-0199)) Washer, Lock, Int, #10	2
▲	17 38622	(0000-0199)) Spring	1
▲	18 386606	(0000-0199)) Harness, Backup Alarm, Shrd	1
▲	19 387158	(0000-0199)) Bracket, Mtg	1
▲	20 19066	(0000-0199)) Washer, Flt, #10	5
▲	21 360943	(0000-0199)) Screw, Pan, #10-14 X 0.75, F/ Plstc	6
	22 28622	(0000-xxxx)) Kit, Switch, Micro	1
	23 387344	(0000-xxxx)) Harness, Wire, Jumper Reverse Switch	
	24 49266	(0000-xxxx)) Tie, Cable, Nyl, 07.3l .19w 1.8 Max D	1

Fig. 4 - Backup Alarm Kit (0200-)

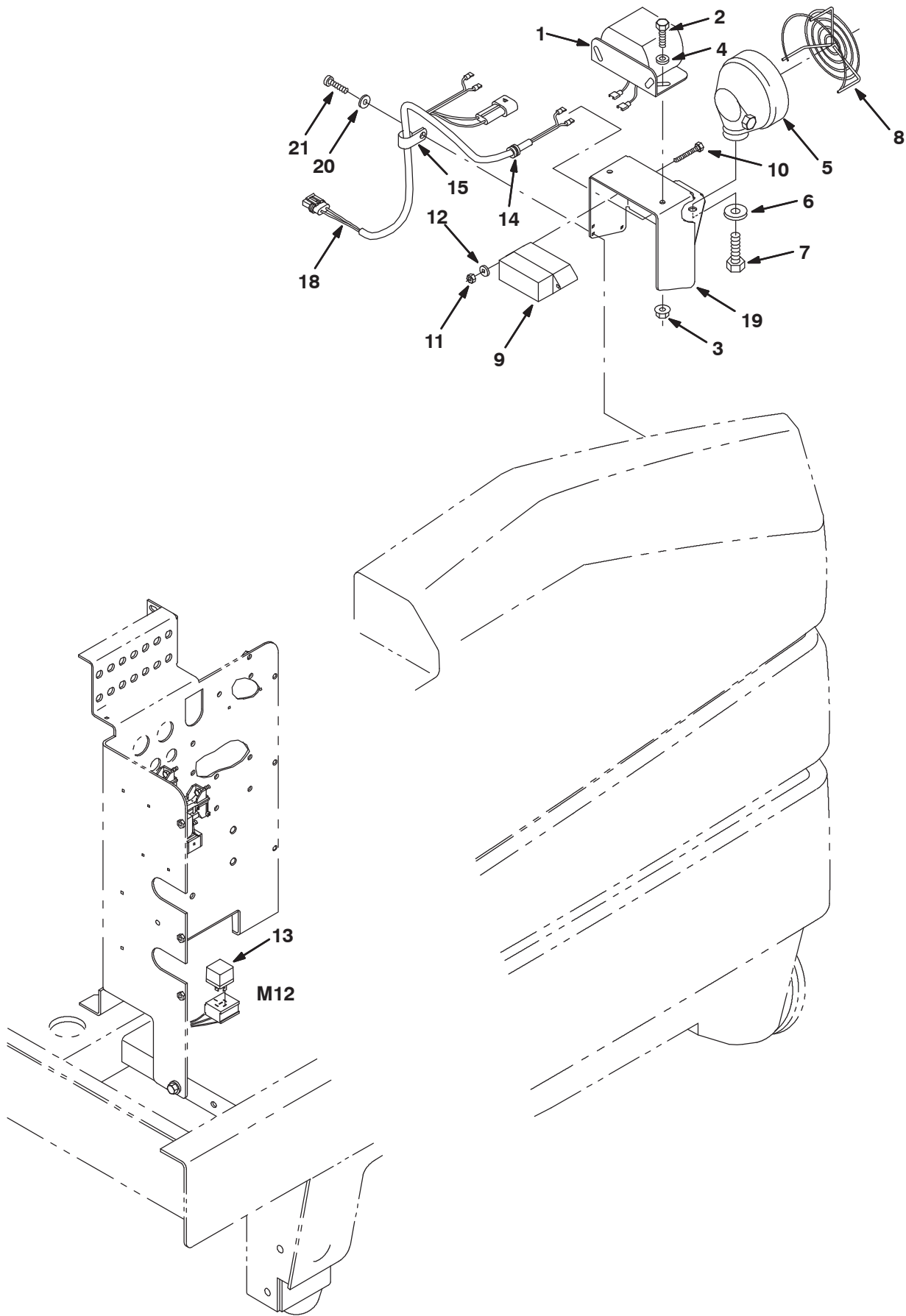


Fig. 4 - Backup Alarm Kit (0200-)

Ref.	Part No.	Serial Number	Description	Qty.
▽	9006947	(0200-) Alarm Kit, Backup / A/V, Iron Gray, Ci	1
▲	1 9007131	(0200-) Alarm Assy, Backup, 12/48Vdc	1
▲	2 06943	(0200-) Screw, Hex, M06 X 1.0 X 20, 8.8	2
▲	3 07790	(0200-) Nut, Hex, Flng, M06 X 1.0	2
▲	4 19066	(0200-) Washer, Flt, #10	2
▲▽	5 72172	(0200-) Light, Spot, 36vdc, 60w Rework 72173	1
▲▲	45391	(0200-) Headlight, 36Vdc, 60 Watt 1.7A	1
▲	6 32486	(0200-) Washer, Flt, .50 Sae	1
▲	7 39807	(0200-) Screw, Hex, .50-13 X 0.75, 5	1
▲	8 72174	(0200-) Guard, Light	1
▲	9 72164	(0200-) Flasher, 12/48vdc 5a #6309/12-48vdc	1
▲	10 06949	(0200-) Screw, Hex, M06 X 1.0 X 50, 8.8	2
▲	11 08708	(0200-) Nut, Hex, Lock, M06 X 1.0, NI	2
▲	12 32483	(0200-) Washer, Flt, .25 Sae	2
▲	13 398526	(0200-) Relay, 36vdc, 5a, Spdt, [Greenwich]	1
▲	14 10632-12	(0200-) Grommet, Rbr, 0.38id, F/ 0.5h, .12matl	1
▲	15 26395-2	(0200-) Clamp, Cable, Stl, 0.38d X 0.38w, 1h	1
▲	16 32980	(0200-) Washer, Lock, Int, #10	2
▲	17 38622	(0200-) Spring	1
▲	18 386606	(0200-) Harness, Backup Alarm, Shrd	1
▲	19 1056480	(0200-) Bracket, Mtg, Iron Gray	1
▲	20 19066	(0200-) Washer, Flt, #10	5
▲	21 360943	(0200-) Screw, Pan, #10-14 X 0.75, F/Plstc	6

Fig. 5 - Overhead Guard Kit (0000-0199)

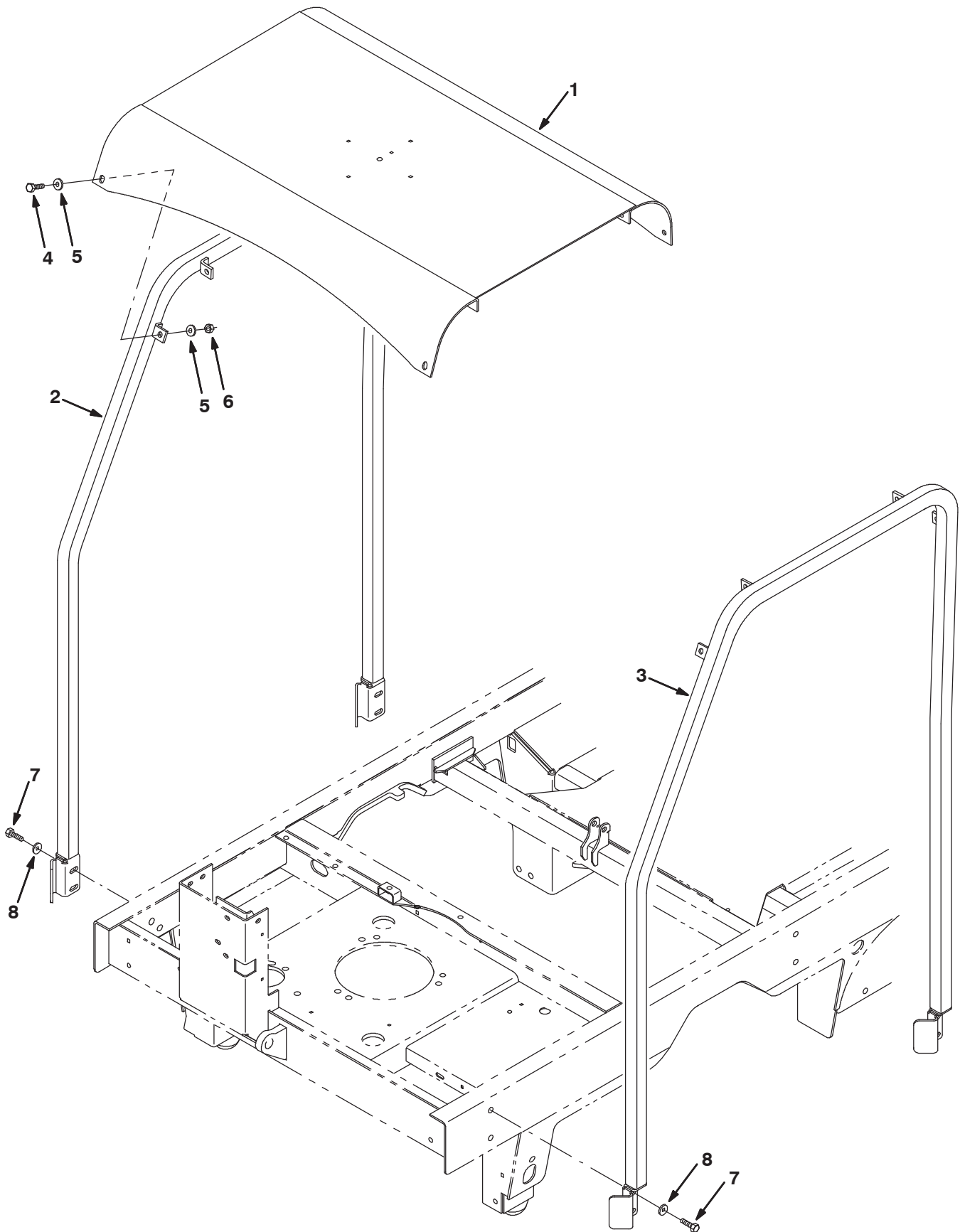


Fig. 5 - Overhead Guard Kit (0000-0199)

	Ref.	Part No.	Serial Number	Description	Qty.
▽		386875	(0000-0199) Kit, Ci, Ohg, [7300/8300]	1
▲	1	386642	(0000-0199) Guard Wldt, Oprtr, Top	1
▲	2	386983	(0000-0199) Tube, Guard, Oprtr, Pnt, Rh	1
▲	3	386984	(0000-0199) Tube, Guard, Oprtr, Pnt, Lh	1
▲	4	06961	(0000-0199) Screw, Hex, M10 X 1.5 X 20, 8.8	8
▲	5	32492	(0000-0199) Washer, Flt, .38 Std	16
▲	6	41430	(0000-0199) Nut, Hex, Lock, M10 X 1.5, NI	8
▲	7	09028	(0000-0199) Screw, Hex, M10 X 1.5 X 25, Ss	8
▲	8	01686	(0000-0199) Washer, Flt, .38 Ss	8

Fig. 6 - Overhead Guard Kit (0200-)

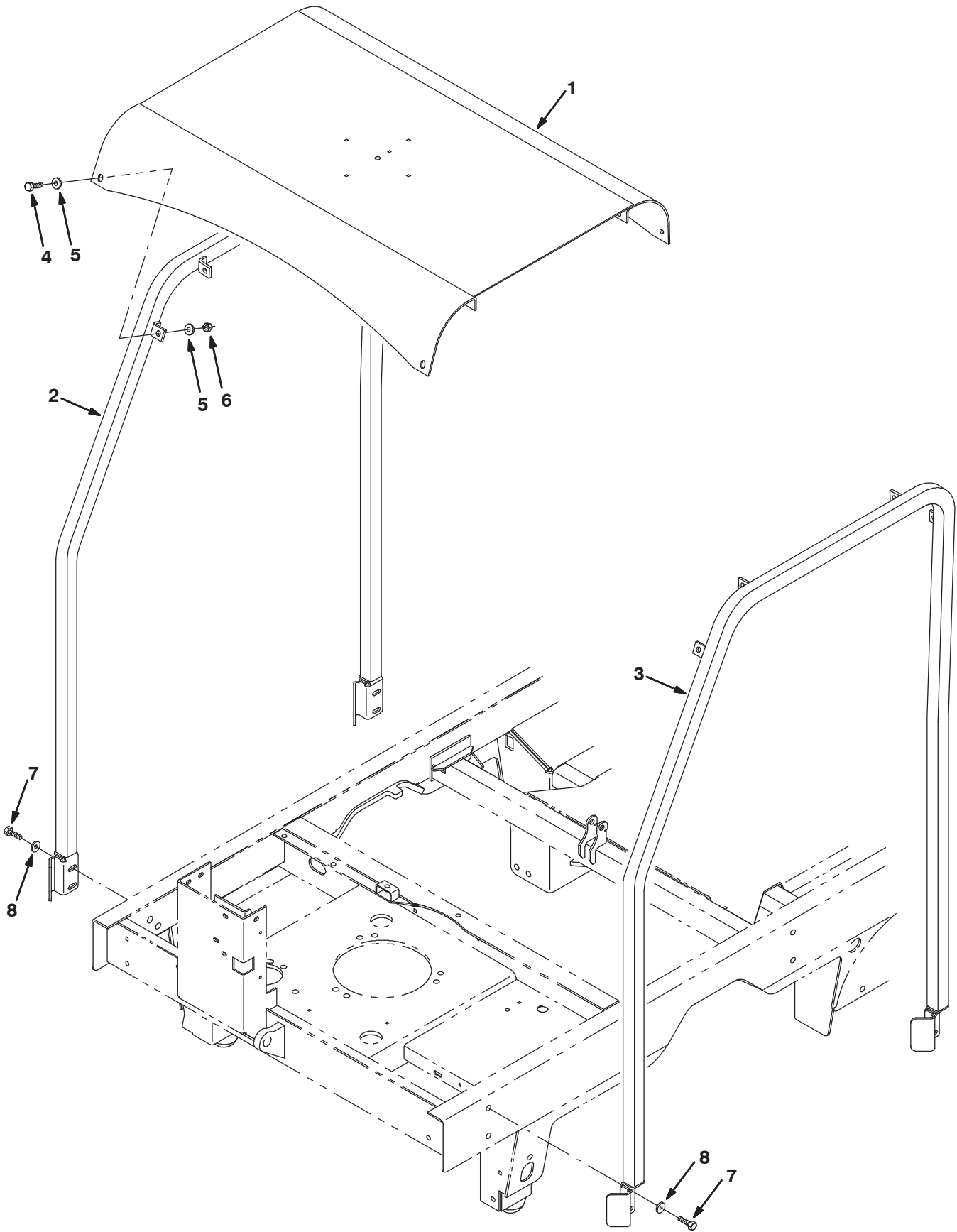
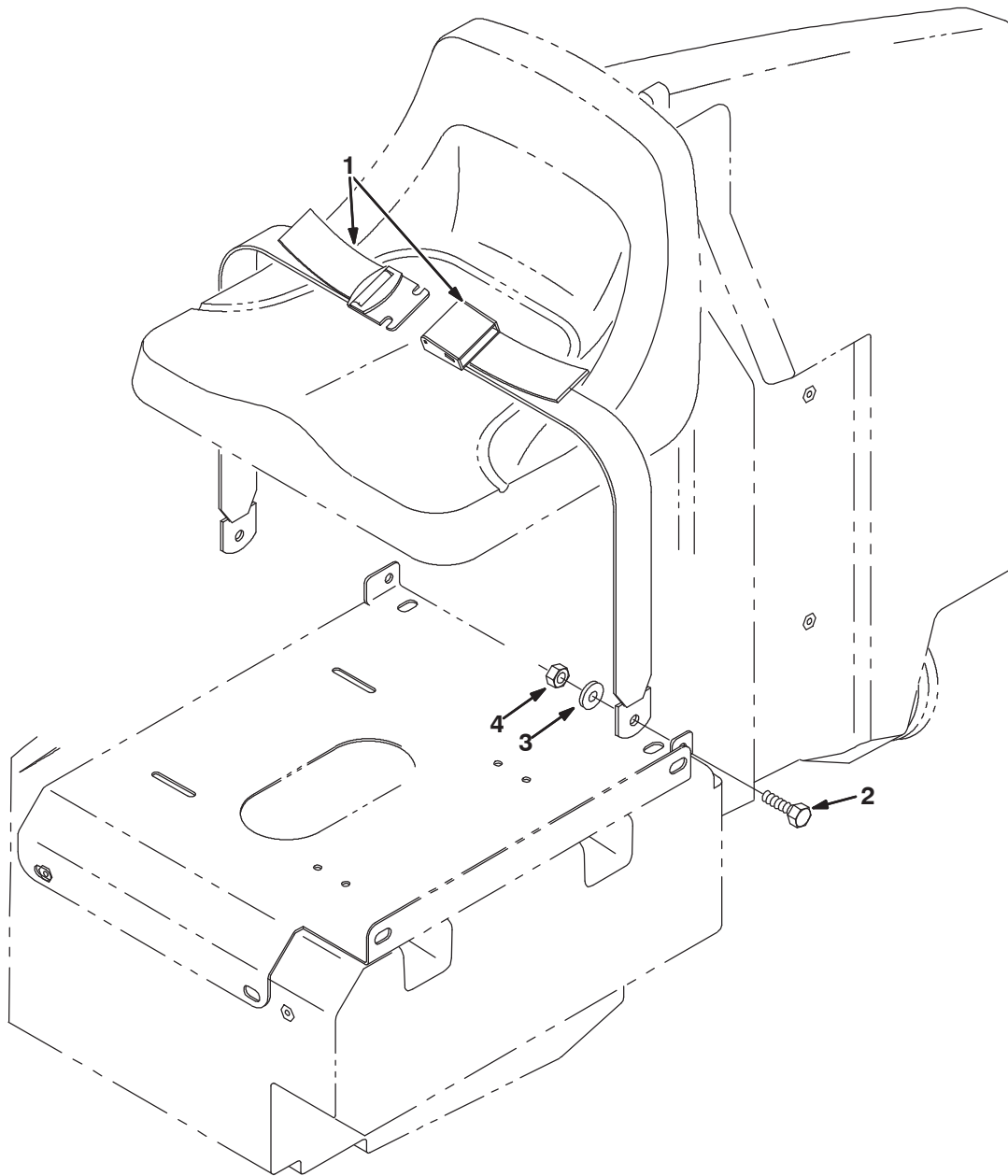


Fig. 6 - Overhead Guard Kit (0200-)

	Ref.	Part No.	Serial Number	Description	Qty.
▽		9006935	(0200-) Ohg Kit, Iron Gray, Ci [7300/8300]	1
▲	1	1056476	(0200-) Guard Wldt, Oprtr, Top, Iron Gray	1
▲	2	1056673	(0200-) Tube, Ohg, Oprtr, Rh, Pntd, Iron Gray	1
▲	3	1056674	(0200-) Tube, Ohg, Oprtr, Lh, Pntd, Iron Gray	1
▲	4	06961	(0200-) Screw, Hex, M10 X 1.5 X 20, 8.8	8
▲	5	32492	(0200-) Washer, Flt, .38 Std	16
▲	6	41430	(0200-) Nut, Hex, Lock, M10 X 1.5, NI	8
▲	7	09028	(0200-) Screw, Hex, M10 X 1.5 X 25, Ss	8
▲	8	01686	(0200-) Washer, Flt, .38 Ss	8

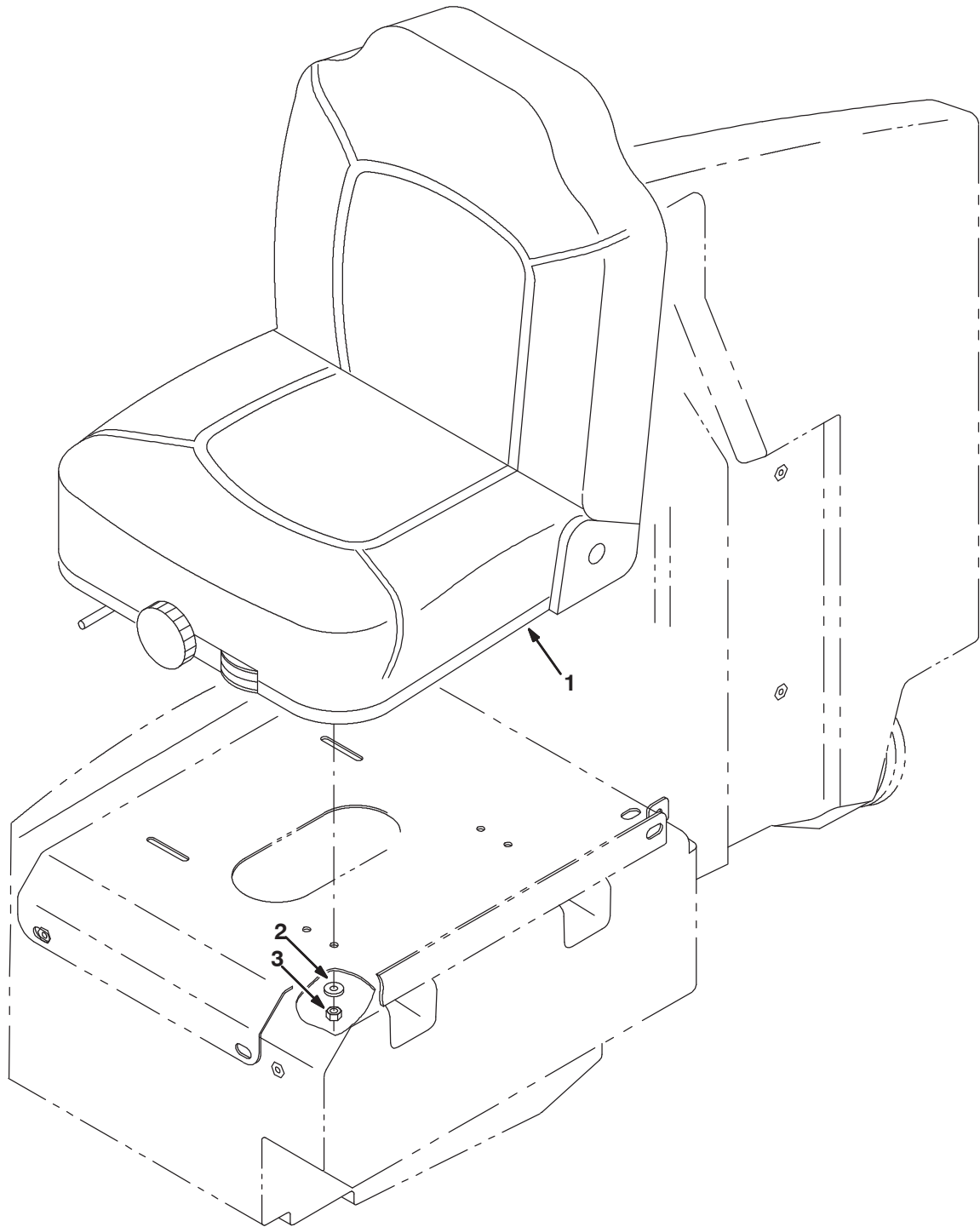
Fig. 7 - Seat Belt Kit



353355

Ref.	Part No.	Serial Number	Description	Qty.
▽	386958	(0000-) Kit, Ci, Seatbelt	1
▲	1 30533	(0000-) Seatbelt	1
▲	2 06961	(0000-) Screw, Hex, M10 X 1.5 X 20, 8.8	2
▲	3 32493	(0000-) Washer, Flt, .50 Std	2
▲	4 41430	(0000-) Nut, Hex, Lock, M10 X 1.5, NI	2

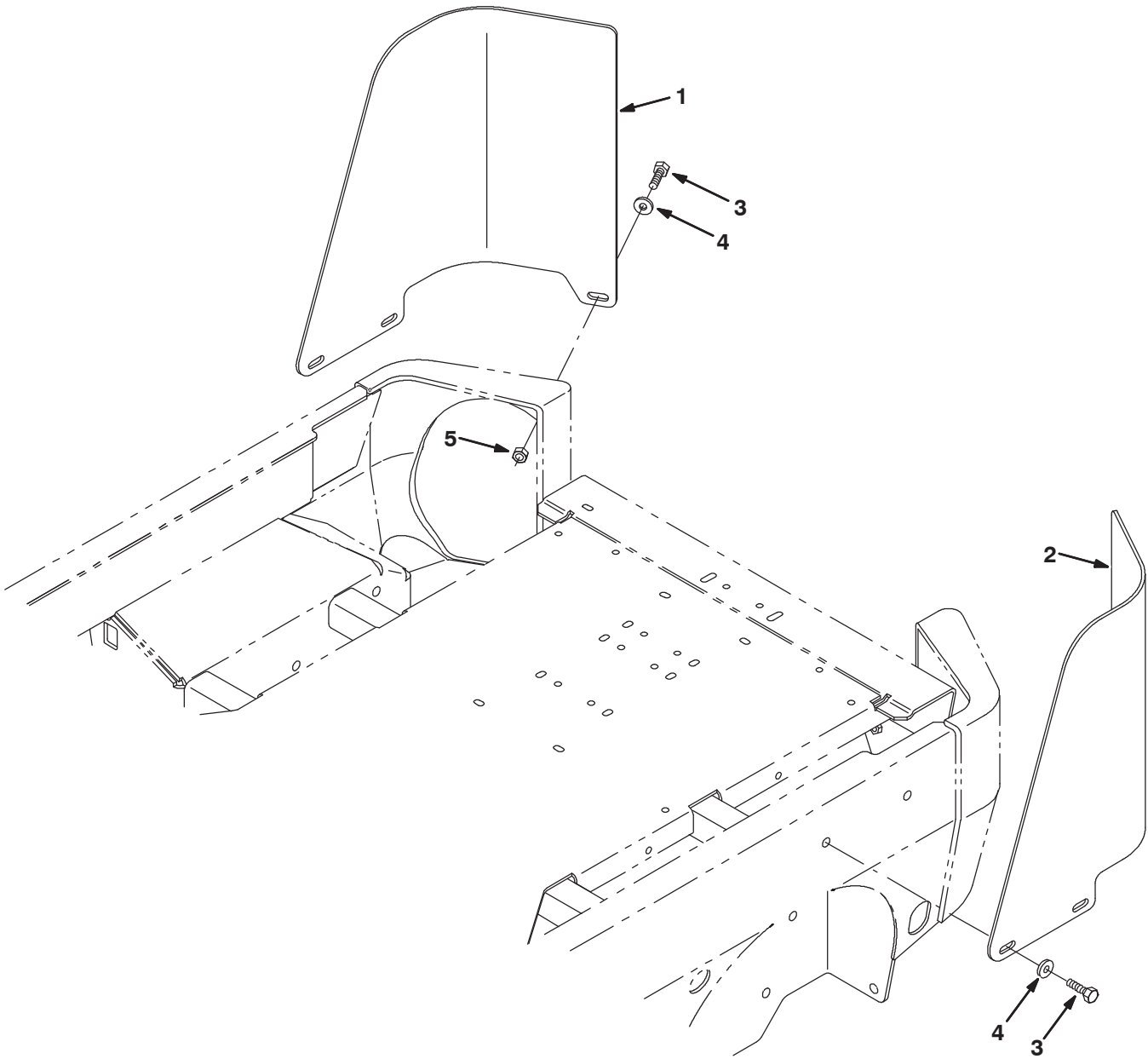
Fig. 8 - Suspension Seat Kit



353356

	Ref.	Part No.	Serial Number	Description	Qty.
▽		386963	(0000-) Kit, Ci, Seat, Suspension	1
▲	1	223595	(0000-) Seat, Suspension	1
▲	2	32491	(0000-) Washer, Flt, .31 Std	4
▲	3	32983	(0000-) Nut, Hex, Lock, .31-18, NI	4

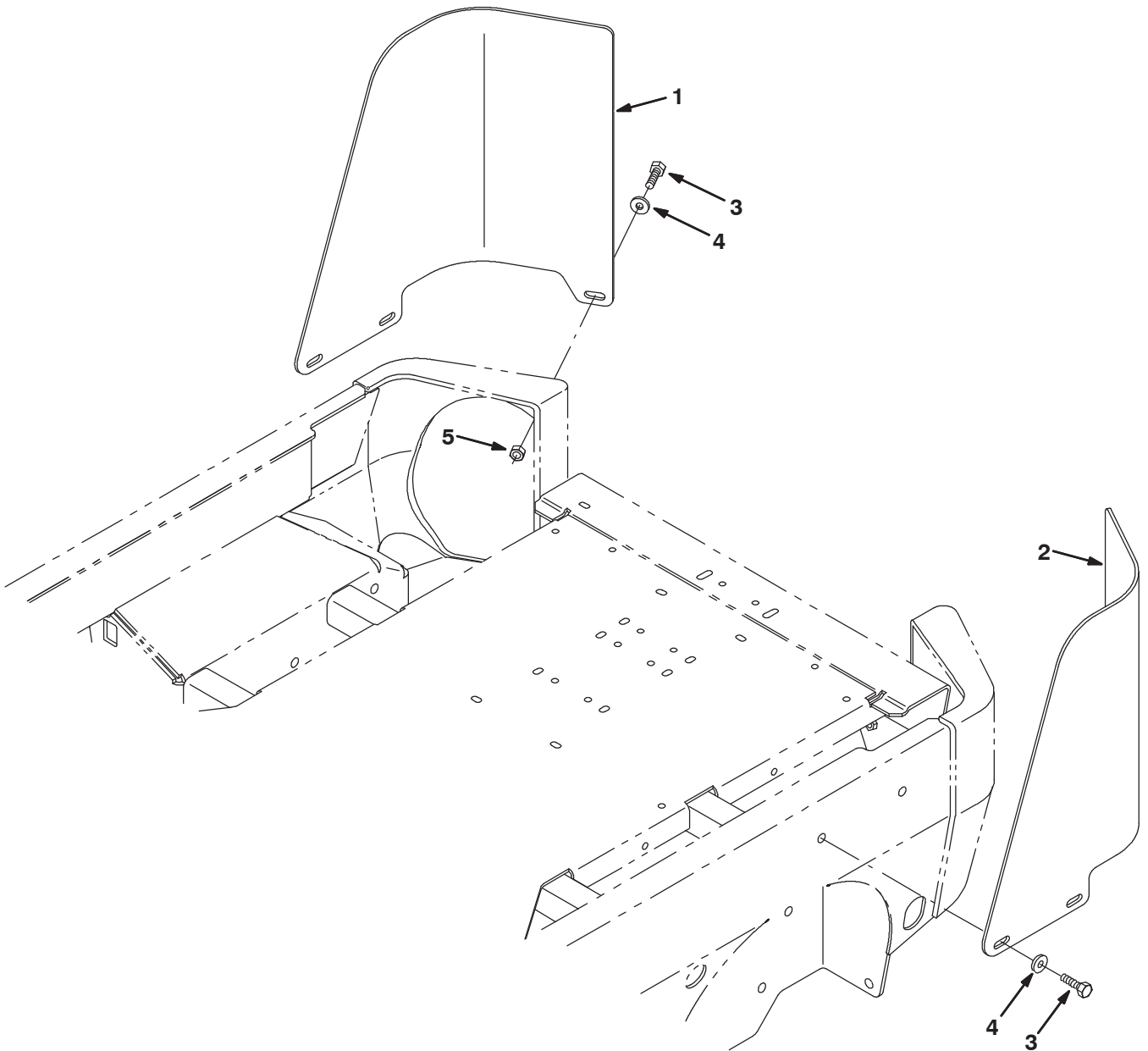
Fig. 9 - Rear Bumper Kit (0000-0199)



353353

Ref.	Part No.	Serial Number	Description	Qty.
▽	386417	(0000-0199)) Kit, Ci, Bumper, Rear	1
▲	1 386415	(0000-0199)) Bumper, Rear, Rh	1
▲	2 386416	(0000-0199)) Bumper, Rear, Lh	1
▲	3 09028	(0000-0199)) Screw, Hex, M10 X 1.5 X 25, Ss	6
▲	4 01686	(0000-0199)) Washer, Flt, .38 Ss	6
▲	5 08714	(0000-0199)) Nut, Hex, Lock, M10 X 1.5, NI, Ss	2

Fig. 10 - Rear Bumper Kit (0200-)



353353

Ref.	Part No.	Serial Number	Description	Qty.
▽	9006925	(0200-)	Kit, Ci, Bumper, Rear	1
▲	1 1056473	(0200-)	Bumper, Rear, Rh, Iron Gray	1
▲	2 1056474	(0200-)	Bumper, Rear, Lh, Iron Gray	1
▲	3 09028	(0200-)	Screw, Hex, M10 X 1.5 X 25, Ss	6
▲	4 01686	(0200-)	Washer, Flt, .38 Ss	6
▲	5 08714	(0200-)	Nut, Hex, Lock, M10 X 1.5, NI, Ss	2

Fig. 11 - Left Side Brush Motor and Pivot Group

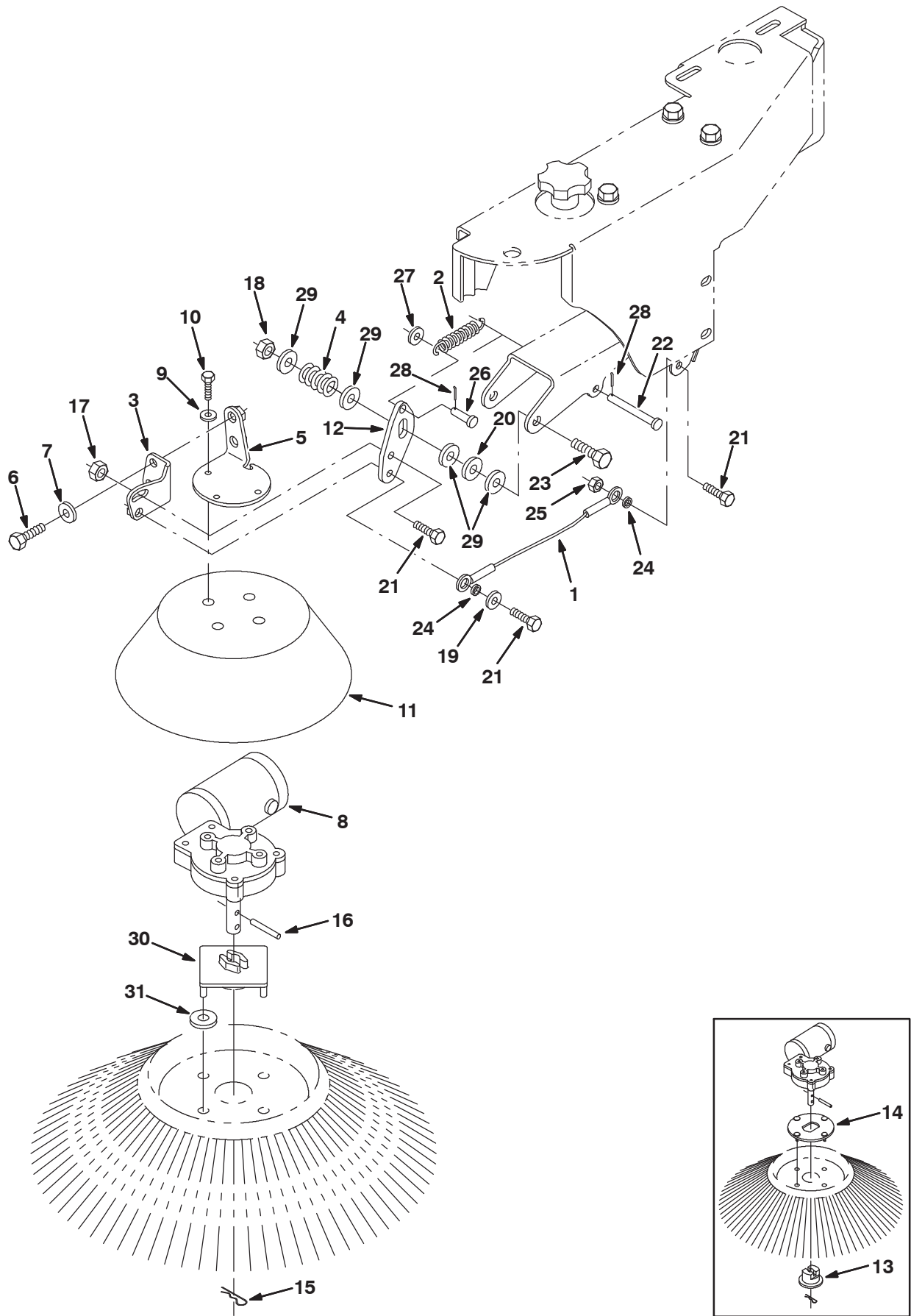
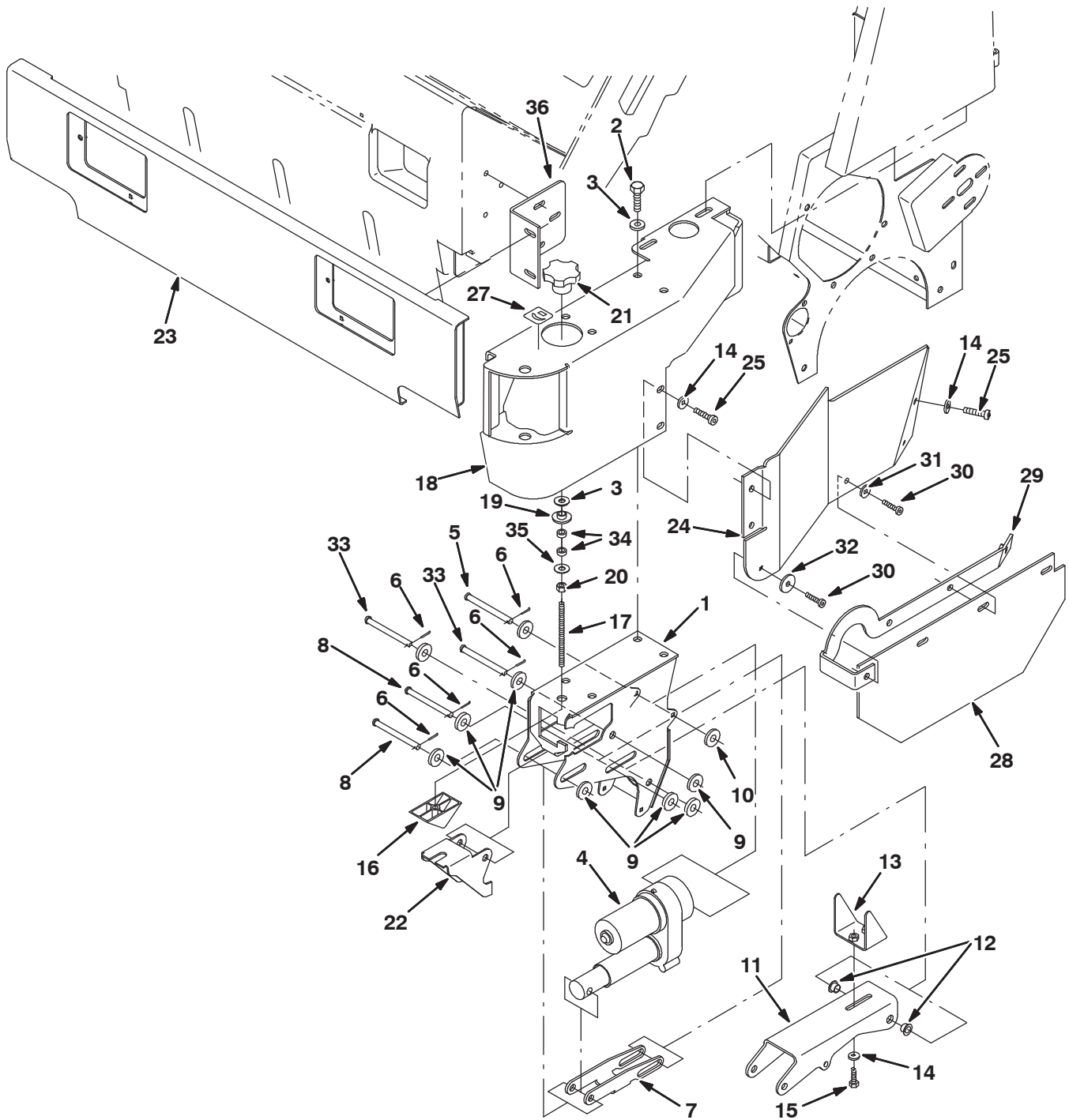


Fig. 11 - Left Side Brush Motor and Pivot Group

Ref.	Part No.	Serial Number	Description	Qty.	
1	87172	(0000-) Cable, .13d, 10.0l, .51eye /.51eye	1	
2	09480	(0000-) Spring, Extn, 1.10od X 0.15wir, 3.2l	1	
3	1056894	(0000-) Bracket, Mtg, Motor, Iron Gray	2	
4	360357	(0000-) Spring, Die, 1.00od 0.50id 1.25l	2	
5	1056892	(0000-) Bracket, Mtg, Motor, Iron Gray	1	
6	09770	(0000-) Screw, Hex, M10 X 1.5 X 25, Ss, NI	2	
7	01686	(0000-) Washer, Flat, .38 Ss	2	
▽	8	1008275	(0000-) Motor, Ele, 36Vdc 0.08Hp 0068Rpm 04.5A	1
▲		81919	(0000-) Kit, Brush, Motor, Ele	1
▲		80127	(0000-) Cap, Brush, Motor, Ele	2
▲		369795	(0000-) Brushholder, Motor, Ele	2
▲		369796	(0000-) Clip, Motor, Ele	2
9	01684	(0000-) Washer, Flt, .25 Ss	4	
9	01684	(0000-) Washer, Flt, .25 Ss	4	
10	15678	(0000-) Screw, Hex, M06 X 1.0 X 16, Ss	4	
11	386666	(0000-) Guard, Brush, Side	1	
12	1056909	(0000-) Plate, Iron Gray	1	
13	386664	(0000-xxxx) Adapter, Brush	1	
14	386663	(0000-xxxx) Plate, Adapter, Brush	1	
15	44906	(0000-) Pin, Hair Cotter, 0.69 D .092 Wir	1	
16	11398	(0000-) Pin, Roll, .250 D X 2.00l, .250/.256	1	
17	07791	(0000-) Nut, Hex, Flng, M08 X 1.25	1	
18	08711	(0000-) Nut, Hex, Lock, M12 X 1.75,NI	1	
19	32491	(0000-) Washer, Flt, .31 Std	1	
20	86860	(0000-) Bearing, Thrust	1	
21	39277	(0000-) Screw, Hex, M08 X 1.25 X 25, 8.8	3	
22	57598	(0000-) Pin, Clevis, 0.37 D X 3.25l	1	
23	06974	(0000-) Screw, Hex, M12 X 1.75 X 80, 8.8	1	
24	360801	(0000-) Sleeve	2	
25	08709	(0000-) Nut, Hex, Lock, M08 X 1.25,NI	1	
26	04733-2	(0000-) Pin, Clevis, 0.37 D X 0.62l	1	
27	01685	(0000-) Washer, Flt, .31 Ss	1	
28	39005	(0000-) Pin, Cotter, .094 X 0.75	2	
29	32486	(0000-) Washer, Flt, .50 Sae	4	
30	1017441	(xxxx-) Plate, Adapter, Brush	1	
31	1017802	(xxxx-) Washer, .625 B, 2.50 Od, .211 T, Ss	4	

Fig. 12 - Left Side Brush Lift Group



353437 - 8300

Fig. 12 - Left Side Brush Lift Group

Ref.	Part No.	Serial Number	Description	Qty.
1	1056887	(0000-) Housing Wldt, Brush, Side, Iron Gray	1
2	09291	(0000-) Screw, Hex, M10 X 1.5 X 20, Ss	4
3	32492	(0000-) Washer, Flt, .38 Std	4
4	1054296	(0000-) Actuator, 36vdc, 01.8strk, 300lb	1
5	49914	(0000-) Pin, Clevis, 0.37D X 4.00L	1
6	39005	(0000-) Pin, Cotter, .094 X 0.75	5
7	1056888	(0000-) Bracket, Iron Gray	1
8	51528	(0000-) Pin, Clevis, 0.50D X 4.00L	2
9	32486	(0000-) Washer, Flat, .50 Sae	8
10	32485	(0000-) Washer, Flt, .38 Sae	2
11	1056889	(0000-) Channel, Iron Gray	1
12	15648	(0000-) Bushing, Flng, 1.50B 0.59D 0.38L	2
13	1056890	(0000-) Bracket, Iron Gray	1
14	32491	(0000-) Washer, Flt, .31 Std	5
15	16931	(0000-) Screw, Hex, M08 X 1.25 X 20, 8.8	2
16	386658	(0000-) Block, Adj	1
17	387151	(0000-) Shaft, Thrd	1
18	386753	(0000-0199) Bumper Wldt, Lh	1
18	1056679	(0200-) Bumper Wldt, Lh, Iron Gray	1
19	363087	(0000-) Spacer, Flanged	1
20	25014	(0000-) Nut, Hex, Std, .38-16	1
21	41341	(0000-) Knob, Plastic	1
22	1056910	(0000-) Bracket, Pivot, Iron Gray	1
23	386646	(0000-0199) Bumper Wldt	1
23	1056499	(0200-) Bumper Wldt, Iron Gray	1
24	387085	(0000-0199) Door, Brush, Lh	1
24	1056514	(0200-) Door, Brush, Lh, Iron Gray	1
25	76570	(0000-) Screw, Hex, M08 X 1.25 X 30, 8.8	3
26	64489	(0000-) Washer, 0.81b 1.24d .03, Stl, PI	1
27	387405	(0000-) Label, Brush, Side, Adj	1
28	387468	(0000-) Skirt	1
29	1056935	(0000-) Strip, Iron Gray	1
30	223470	(0000-) Screw, Btn, M08 X 1.25 X 25, Ss	4
31	39349	(0000-) Washer, Flt, .31 Sae	3
32	30013	(0000-) Washer, Flat, .31 Fender	1
33	222196	(0000-) Pin, Clevis, 0.50 D X 4.00l	2
34	390879	(0000-) Sleeve, P/M, 0.625D 0.406B 0.38L 430Ss	2
35	32492	(0000-) Washer, Flat, 0.38 Std	1
36	387317	(0000-0199) Angle, Bumper, Mtg, Lh	1
36	1056802	(0200-) Angle, Bmpr, Mtg, Lh, Iron Gray	1

Fig. 13 - MaxPro 1200 (Disc-Brush) Scrub Head Frame Group

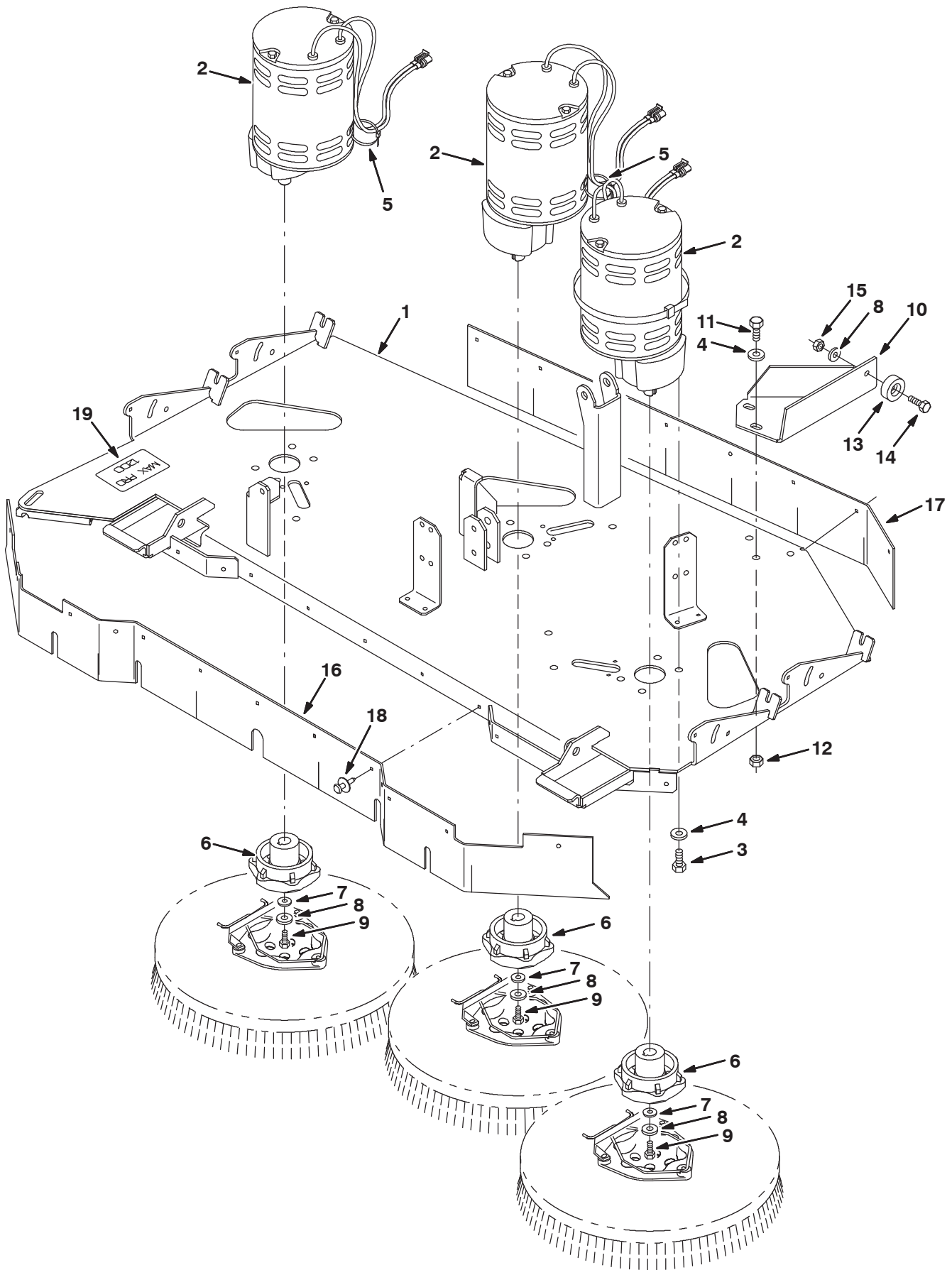


Fig. 13 - MaxPro 1200 (Disc-Brush) Scrub Head Frame Group

Ref.	Part No.	Serial Number	Description	Qty.
1	1056902	(0000-) Frame Wldt, Scb Head, 3 Brush, Ele, Gray	1
2	386687	(0000-) Motor, Gear, Ele, 1.0hp, 36vdc, 300rpm (See Breakdown)	3
3	34195	(0000-) Screw, Hex, .38-16 X 1.00, NI	12
4	01686	(0000-) Washer, Flt, .38 Ss	15
5	49263	(0000-) Tie, Cable, Nyl, 11.4l .19w 3.0 Max D	3
6	377364	(0000-) Hub, Drive, Brush	3
7	41186	(0000-) Washer, Belleville, .31	3
8	01685	(0000-) Washer, Flt, .31 Ss	4
9	32124	(0000-) Screw, Hex, .31-18 X 1.00, Ss, NI	3
10	1056841	(0000-) Bracket, Stop, Frame	1
11	09028	(0000-) Screw, Hex, M10 X 1.5 X 25, Ss	3
12	08714	(0000-) Nut, Hex, Lock, M10 X 1.5, NI, Ss	3
13	15023	(0000-) Bumper, Pye	1
14	09010	(0000-) Screw, Hex, M08 X 1.25 X 25, Ss	1
15	08713	(0000-) Nut, Hex, Lock, M08 X 1.25,NI, Ss	1
16	386825	(0000-) Skirt, Front, Scrub Head, 3-Brush, Ele	1
17	386826	(0000-) Skirt, Rear, Scrub Head, 3-Brush, Ele	1
18	72968	(0000-) Rivet, Plstc, .250 X 0.898	21
19	365156	(0000-) Label Set, Info/Hzrd, [Maxpro]	1

Fig. 14 - MaxPro 1200 (Disc-Brush) Scrub Head Linkage Group

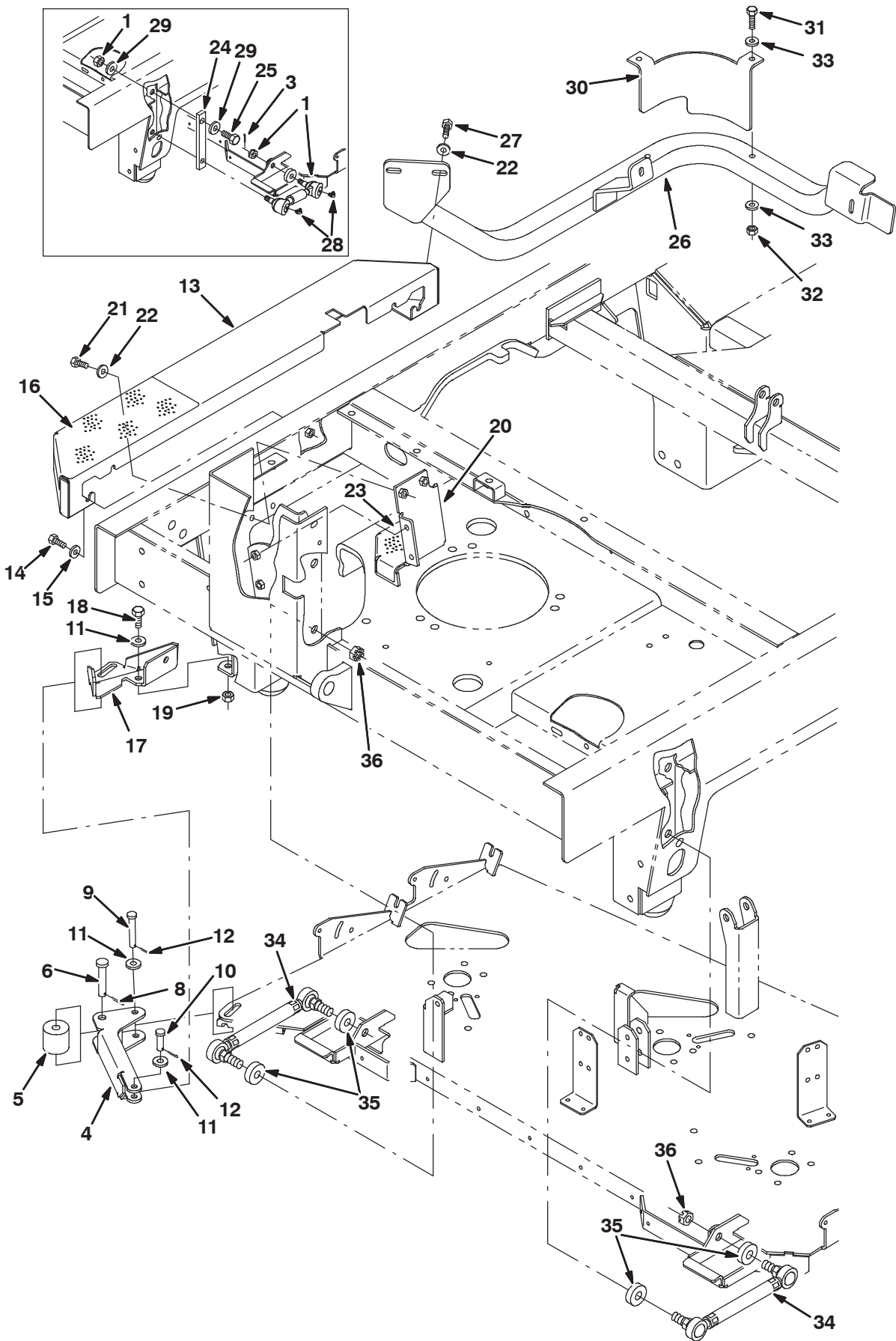


Fig. 14 - MaxPro 1200 (Disc-Brush) Scrub Head Linkage Group

Ref.	Part No.	Serial Number	Description	Qty.
1	363113	(0000-1107)	Link Wldt, Head, Drag (Replaced by 9005751)	2
2	14524	(0000-1107)	Spacer, Washer	2
3	08346	(0000-1107)	Pin, Cotter, .125 X 0.75	4
4	1001099	(0000-0199)	Guard, Kick In, Scb Head	1
4	1056390	(0200-)	Guard, Kick In, Scb Head, Iron Gray	1
5	72946	(0000-)	Roller	1
6	06279	(0000-)	Pin, Clevis, 0.50 D X 2.50l	1
7	08711	(0000-1107)	Nut, Hex, Std, M12 X 2.0	2
8	08182	(0000-)	Pin, Cotter, .125 X 1.00	1
9	365180	(0000-)	Pin, Clevis, 0.38 D X 2.50l	1
10	29557	(0000-)	Pin, Clevis, 0.37 D X 1.31l	1
11	01686	(0000-)	Washer, Flt, .38 Ss	4
12	39005	(0000-)	Pin, Cotter, .094 X 0.75	2
13	386827	(0000-0199)	Bumper, Side, Scb Head, Wide	1
13	1056681	(0200-)	Bumper, Side, Scb Head, Wide, Iron Gray	1
14	09740	(0000-)	Screw, Hex, M08 X 1.25 X 20, Ss	4
15	32491	(0000-)	Washer, Flt, .31 Std	6
16	387080	(0000-)	Tread, Floor, 12.5 X 5.75	1
17	386876	(0000-0199)	Bracket, Adaptor, Mtg, Kick In, Frame	1
17	1056505	(0200-)	Bracket, Adapter, Mtg, Kick In, Frame	1
18	09028	(0000-)	Screw, Hex, M10 X 1.5 X 25, Ss	2
19	08714	(0000-)	Nut, Hex, Lock, M10 X 1.5, NI, Ss	1
20	387162	(0000-0199)	Bracket	1
20	1056516	(0200-)	Bracket, Step, Iron Gray	1
21	09740	(0000-)	Screw, Hex, M08 X 1.25 X 20, Ss	4
22	01685	(0000-)	Washer, Flt, .31 Ss	8
23	387230	(0000-)	Tread, Step	1
24	24254	(0000-1107)	Spacer, Plate	2
25	06969	(0000-1107)	Screw, Hex, M12 X 1.75 X 40, 8.8	2
26	387245	(0000-0199)	Guard Wldt, Sqge (MP 20)	1
26	1056517	(0200-)	Guard Wldt, Sqge, Rear, Gray	1
27	09010	(0000-)	Screw, Hex, M08 X 1.25 X 25, Ss	4
28	09718	(0000-1107)	Fitting, Grease, E90 Pm04 .75L	4
29	32486	(0000-1107)	Washer, Flt, .50 Sae	4
30	1007486	(0000-0199)	Guard, Bumper	1
30	1057073	(0200-)	Guard, Bmpr, Iron Gray	1
31	49694	(0000-)	Screw, Hex, M 8 X 1.25 X 50, Ss	2
32	08713	(0000-)	Nut, Hex, Lock, M 8 X 1.25, NI, Ss	2
33	01685	(0000-)	Washer, Flat, 0.31 Ss	2
34	1050193	(1108-)	Link Assy, Rod-End, .63-18	2
35	1057066	(1108-)	Tube, 0.69id 1.25od 00.4l, Rod-End, Gray	4
36	40814	(1108-)	Nut, Hex, Lock, .62-18, NI, Thin	4

Fig. 15 - MaxPro 1200 (Disc-Brush) Solution Valve Group

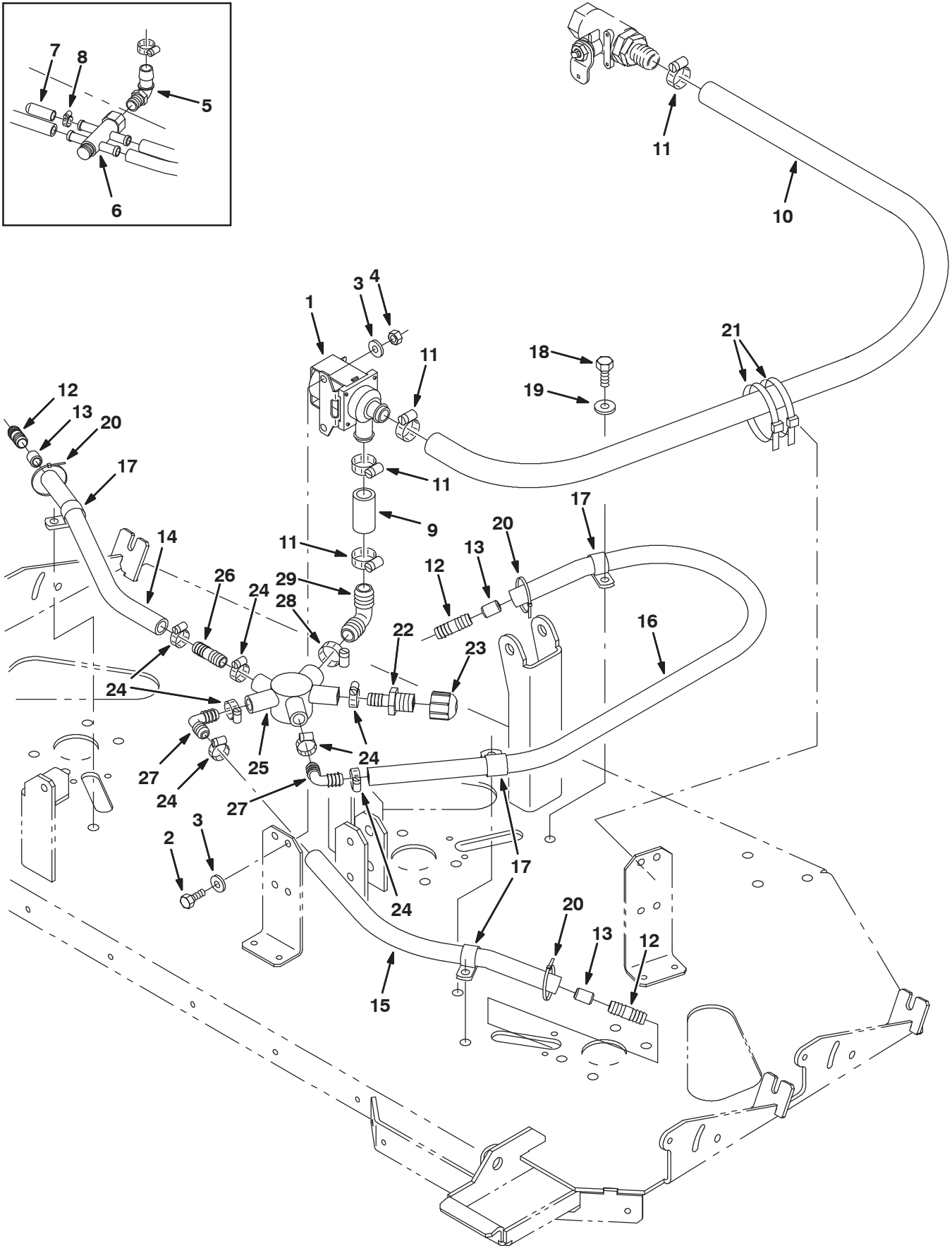
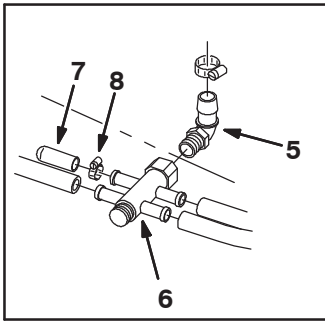


Fig. 15 - MaxPro 1200 (Disc-Brush) Solution Valve Group

Ref.	Part No.	Serial Number	Description	Qty.
1	84028	(0000-) Valve, Water	1
2	15678	(0000-) Screw, Hex, M06 X 1.0 X 16, Ss	2
3	32490	(0000-) Washer, Flt, .25 Std	4
4	08712	(0000-) Nut, Hex, Lock, M06 X 1.0, NI, Ss	2
5	63244-2	(0000-xxxx) Fitting, Plstc, E90, Bm12/Pm08	1
6	72950	(0000-xxxx) Manifold, Plastic	1
7	20807	(0000-xxxx) Cap, Neoprene Black	1
8	54333	(0000-xxxx) Clamp, Hose, Wormdrive, 0.31-0.88d	1
9	16914	(0000-) Hose, Pvc, Brd, 0.75id 1.00od 02.00l	1
10	73474	(0000-) Hose, Pvc, Brd, 0.75id 1.00od 44.50l	1
11	63810	(0000-) Clamp, Hose, Wormdrive, 0.56-1.06d, .56w	4
12	364631	(0000-) Fitting, Plstc, Str, Bm08/Bm08	3
13	77334	(0000-) Fitting, Plstc, Rst, .50od/.31id	3
14	49142	(0000-) Hose, Pvc, Brd, 0.50id 0.80od 18.00l	1
15	223515	(0000-) Hose, Pvc, Brd, 0.50id 0.75od 14.00l	1
16	385682	(0000-) Hose, Pvc, Brd, 0.50id 0.73od 33.00l	1
17	67767	(0000-) Clamp, Cable, Stl, 0.69d X 0.62w, 1h	4
18	12273	(0000-) Screw, Hex, M08 X 1.25 X 20, Ss, NI	4
19	01685	(0000-) Washer, Flt, .31 Ss	4
20	49266	(0000-) Tie, Cable, Nyl, 07.3l .19w 1.8 Max D	3
21	44961	(0000-) Tie, Cable, Nyl, 14.5l .30w 4.0 Max D	2
22	79273-4	(xxxx-) Fitting, Plstc, Str, Bm08/Pm08	1
23	1015558	(xxxx-) Fitting, Plstc, Cap, Pf08	1
24	54333	(xxxx-) Clamp, Hose, Wormdrive, 0.31-0.88d	7
25	1012528	(xxxx-) Manifold, Soltn, Cntrl	1
26	364631	(xxxx-) Fitting, Plstc, Str, Bm08/Bm08	1
27	63987-1	(xxxx-) Fitting, Plstc, E90, Bm08/Bm08	2
28	86824	(xxxx-) Clamp, Hose, Wormdrive, 0.50-1.06d	1
29	40566	(xxxx-) Fitting, Plstc, E90, Bm12/Bm12	1

Fig. 16 - Max Pro 1200 (Disc-Brush) Solution Valve Group (FaST/ec-H2O)

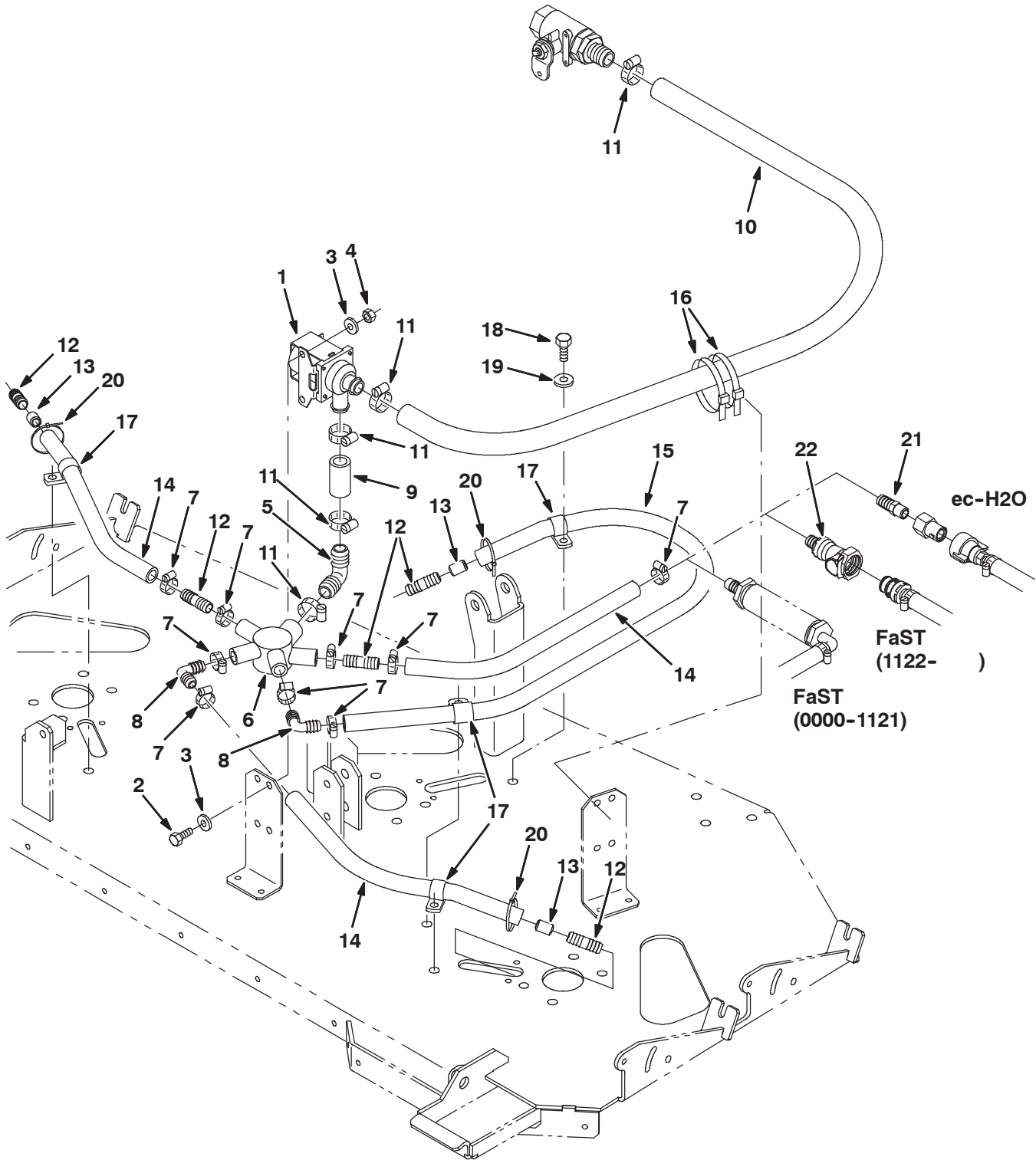


Fig. 16 - Max Pro 1200 (Disc-Brush) Solution Valve Group (FaST/ec-H2O)

Ref.	Part No.	Serial Number	Description	Qty.
1	84028	(0000-) Valve, Water	1
2	15678	(0000-) Screw, Hex, M06 X 1.0 X 16, Ss	2
3	32490	(0000-) Washer, Flt, .25 Std	4
4	08712	(0000-) Nut, Hex, Lock, M06 X 1.0, NI, Ss	2
5	40566	(0000-) Fitting, Plstc, E90, Bm12/Bm12	1
6	1012528	(0000-) Manifold, Soltn, Cntrl	1
7	54333	(0000-) Clamp, Hose, Wormdrive, 0.31-0.88d	9
8	63987-1	(0000-) Fitting, Plstc, E90, Bm08/Bm08	2
9	1015048	(0000-) Hose, Afmkt, Pvc, Brd 0.75id 1 Ft	1
10	1015045	(0000-) Hose, Afmkt, Pvc, Brd 0.75id 8 Ft	1
11	63810	(0000-) Clamp, Hose, Wormdrive, 0.56-1.06d, .56w	5
12	364631	(0000-) Fitting, Plstc, Str, Bm08/Bm08	5
13	77334	(0000-) Fitting, Plstc, Rst, .50od/.31id	3
14	1011521	(0000-) Hose, Afmkt Replmt, Pvc, Brd 0.50id 2 Ft	3
15	1006401	(0000-) Hose, Afmkt Replmt, Pvc, Brd 0.50id 3 Ft	1
16	44961	(0000-) Tie, Cable, Nyl, 14.5l .30w 4.0 Max D	2
17	67767	(0000-) Clamp, Cable, Stl, 0.69d X 0.62w, 1h	4
18	12273	(0000-) Screw, Hex, M08 X 1.25 X 20, Ss, NI	4
19	01685	(0000-) Washer, Flt, .31 Ss	4
20	49266	(0000-) Tie, Cable, Nyl, 07.3l .19w 1.8 Max D	3
21	48610	(0000-) Fitting, Plstc, Str, Bm08/Pm04 (ec-H2O)	1
22	1017413	(1122-) Housing, Cplg, Qf / Pm08 (FaST)	1

Fig. 17 - MaxPro 1200 (Disc-Brush) Edge Scrub Group

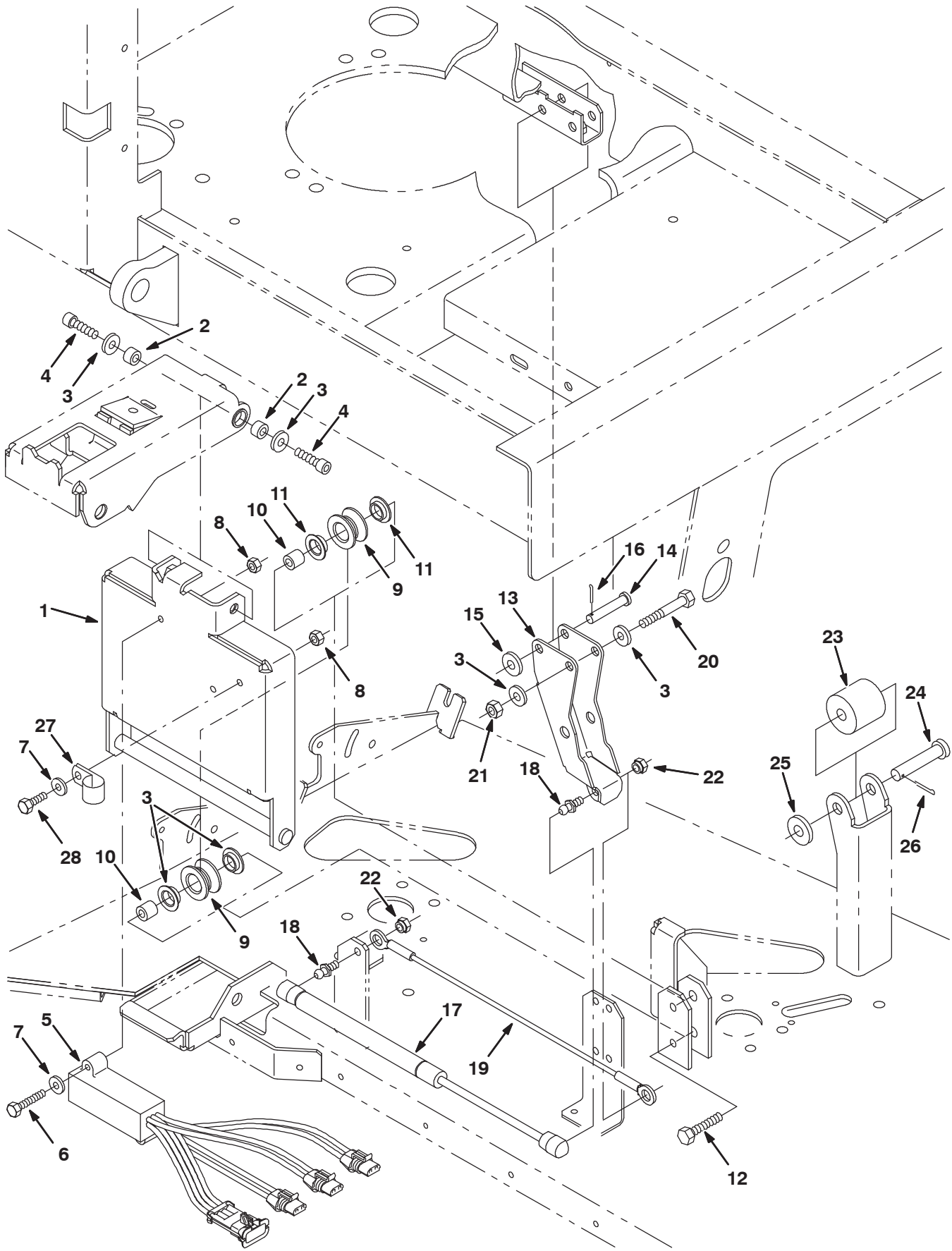


Fig. 17 - MaxPro 1200 (Disc-Brush) Edge Scrub Group

Ref.	Part No.	Serial Number	Description	Qty.
1	1056844	(0000-) Rail Wldt, Lift, Disk Head, Iron Gray	1
2	222556	(0000-) Sleeve	2
3	01685	(0000-) Washer, Flt, .31 Ss	4
4	39308	(0000-) Screw, Soc, M08 X 1.25 X 25, 12.9	2
5	363238	(0000-) Shunt, 3 Std Mtrs, Scrub 515, Yellow	1
6	33930	(0000-) Screw, Hex, M06 X 1.0 X 40, Ss	2
7	01684	(0000-) Washer, Flt, .25 Ss	3
8	08712	(0000-) Nut, Hex, Lock, M06 X 1.0, NI, Ss	3
9	363120	(0000-) Roller	2
10	222277	(0000-) Sleeve	2
11	04843	(0000-) Bushing, Flng, 0.63b 0.72d 0.25l	4
12	222505	(0000-) Screw, Hex, M08 X 1.25 X 45, Ss	2
13	1056845	(0000-) Arm Wldt, Pivot, Side, Gray [7300/8300]	1
14	29584	(0000-) Pin, Clevis, 0.37 D X 2.00l	1
15	01686	(0000-) Washer, Flt, .38 Ss	1
16	39005	(0000-) Pin, Cotter, .094 X 0.75	1
17	364858	(0000-) Gasspring, 56lb, 6.3strk	1
18	58494	(0000-) Stud, Ball, .39d .31-16, Gasspring	2
19	364404	(0000-) Cable, .13d, 15.5l, .50eye /.50eye	1
20	77270	(0000-) Screw, Hex, M08 X 1.25 X 60, Ss	1
21	08713	(0000-) Nut, Hex, Lock, M08 X 1.25,NI, Ss	1
22	14725	(0000-) Nut, Retainer, .31-18	2
23	72946	(0000-) Roller	1
24	06279	(0000-) Pin, Clevis, 0.50 D X 2.50l	1
25	32493	(0000-) Washer, Flt, .50 Std	1
26	08182	(0000-) Pin, Cotter, .125 X 1.00	1
27	67767	(0000-) Clamp, Cable, Stl, 0.69d X 0.62w, 1h	1
28	08716	(0000-) Screw, Hex, M06 X 1.0 X 20, Ss	1

Fig. 18 - MaxPro 1200 (Disc-Brush) Right Side Squeegee Group

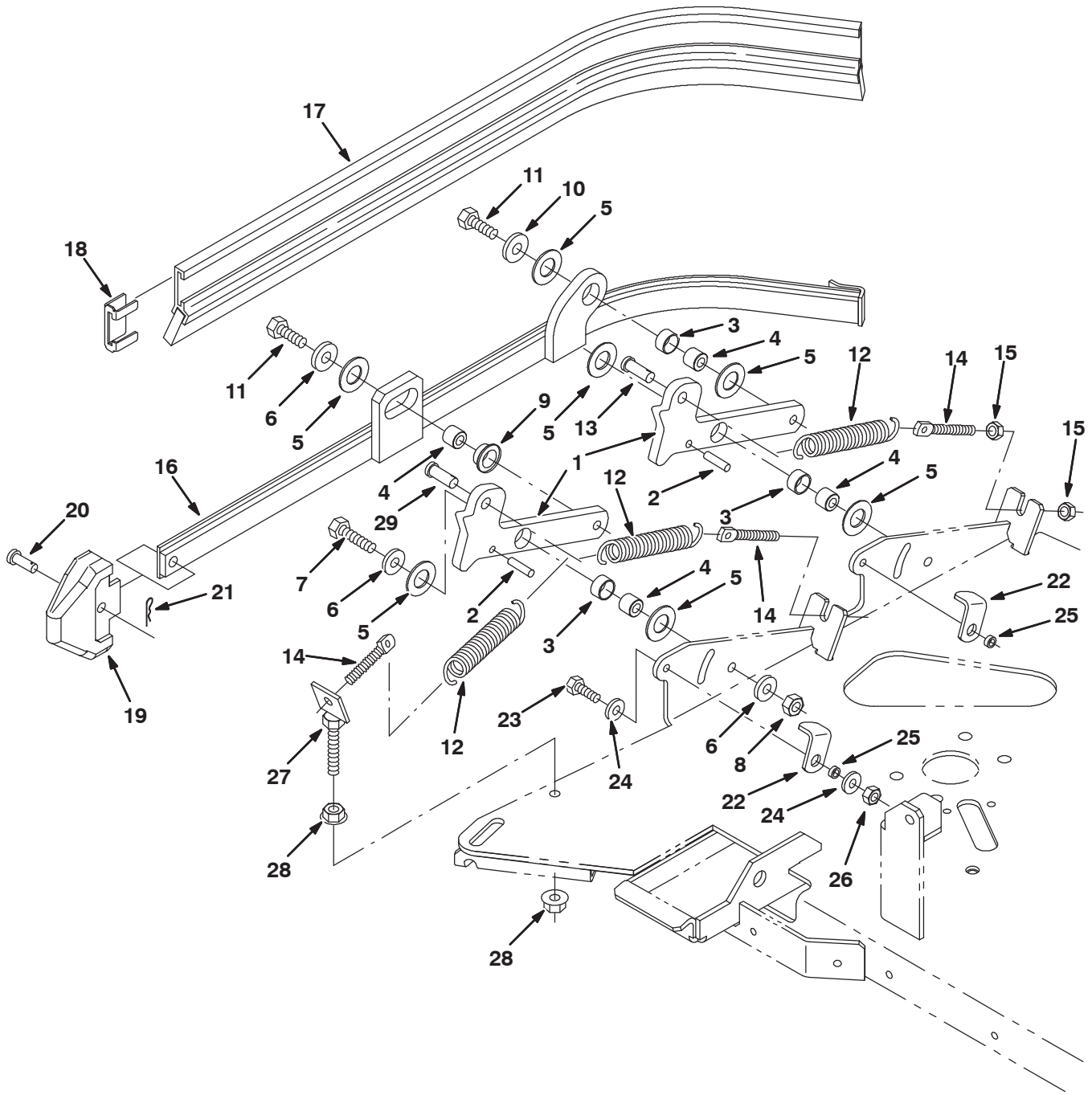


Fig. 18 - MaxPro 1200 (Disc-Brush) Right Side Squeegee Group

Ref.	Part No.	Serial Number	Description	Qty.
1	1056863	(0000-) Arm, Mtg, Side Sqge Frame, Ele, Gray	2
2	17404	(0000-) Pin, Roll, .250 D X 0.75l, .250/.256	2
3	71607	(0000-) Bushing, Sleeve, 0.63b 0.72d 0.38l	3
4	386356	(0000-) Sleeve, .335b X .62d X .52l, Sst	4
5	64425	(0000-) Washer, Thrust, 0.61b 1.25d .06, Fgl	7
6	01685	(0000-) Washer, Flt, .31 Ss	7
7	09023	(0000-) Screw, Hex, M08 X 1.25 X 35, Ss	2
8	08713	(0000-) Nut, Hex, Lock, M08 X 1.25, NI, Ss	2
9	25735	(0000-) Bushing, Flng, 0.63b 0.75d 0.38l	1
10	01686	(0000-) Washer, Flt, .38 Ss	2
11	12333	(0000-) Screw, Hex, M08 X 1.25 X 25, Ss, NI	2
12	87816	(0000-) Spring, Extn, 0.75od X 0.09wir, 2.5l	2
13	76653	(0000-) Pin, Clevis, 0.37 D X 1.00l	2
14	386088	(0000-) Bolt, Eye, M8 X 1.25, 2.75l	2
15	07786	(0000-) Nut, Hex, Std, M08 X 1.25, Ss	4
16	386263	(0000-) Frame Wldt, Sqge, Side, Rh	1
17	386260	(0000-) Squeegee, Side	1
18	86759	(0000-) Retainer, Sqge	1
19	386986	(0000-) Guide, Point, Side Sqge	1
20	386987	(0000-) Pin, Clevis, 0.31d 0.88l	1
21	86866	(0000-) Pin, Hair Cotter, 0.38 D .072 Wir	1
22	386391	(0000-) Latch, Double Scrub, Side Sqge	2
23	08716	(0000-) Screw, Hex, M06 X 1.0 X 20, Ss	2
24	01684	(0000-) Washer, Flt, .25 Ss	4
25	80491	(0000-) Sleeve	2
26	08712	(0000-) Nut, Hex, Lock, M06 X 1.0, NI, Ss	2
27	1007632	(0000-) Bracket Wldt, Mtg, Spring	1
28	27980	(0000-) Nut, Hex, Flng, .38-16	2
29	29568	(0000-) Angle, 1.00 0.75 .12t 00.8l Hr	1

Fig. 19 - MaxPro 1200 (Disc-Brush) Left Side Squeegee Group

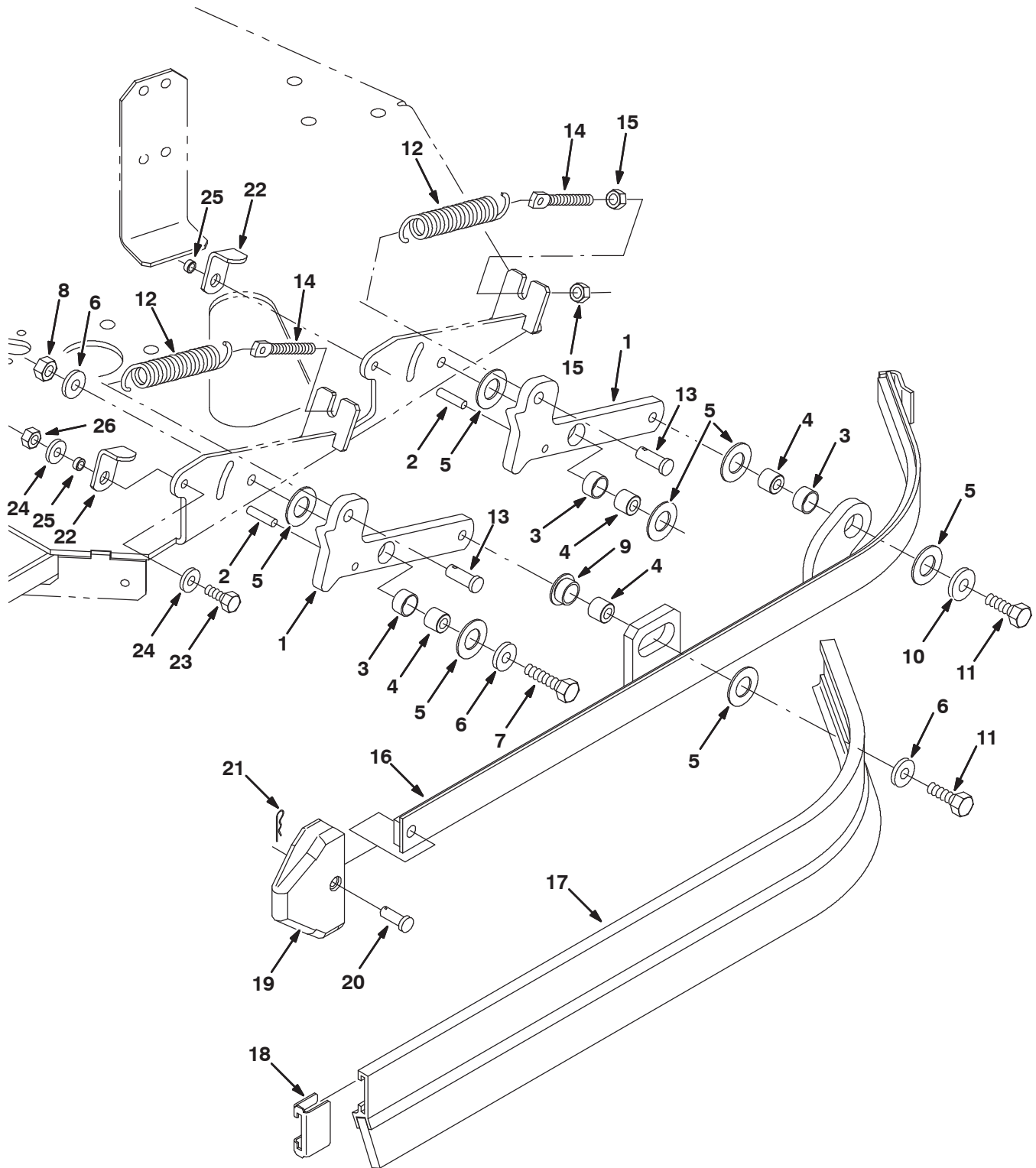


Fig. 19 - MaxPro 1200 (Disc-Brush) Left Side Squeegee Group

Ref.	Part No.	Serial Number	Description	Qty.
1	1056863	(0000-) Arm, Mtg, Side Sqge Frame, Ele, Gray	2
2	17404	(0000-) Pin, Roll, .250 D X 0.75l, .250/.256	2
3	71607	(0000-) Bushing, Sleeve, 0.63b 0.72d 0.38l	3
4	386356	(0000-) Sleeve, .335b X .62d X .52l, Sst	4
5	64425	(0000-) Washer, Thrust, 0.61b 1.25d .06, Fgl	7
6	01685	(0000-) Washer, Flt, .31 Ss	7
7	09023	(0000-) Screw, Hex, M08 X 1.25 X 35, Ss	2
8	08713	(0000-) Nut, Hex, Lock, M08 X 1.25,NI, Ss	2
9	25735	(0000-) Bushing, Flng, 0.63b 0.75d 0.38l	1
10	01686	(0000-) Washer, Flt, .38 Ss	2
11	12333	(0000-) Screw, Hex, M08 X 1.25 X 25, Ss, NI	2
12	87816	(0000-) Spring, Extn, 0.75od X 0.09wir, 2.5l	2
13	76653	(0000-) Pin, Clevis, 0.37 D X 1.00l	2
14	386088	(0000-) Bolt, Eye, M8 X 1.25, 2.75l	2
15	07786	(0000-) Nut, Hex, Std, M08 X 1.25, Ss	4
16	386262	(0000-) Frame Wldt, Sqge, Side, Lh	1
17	386260	(0000-) Squeegee, Side	1
18	86759	(0000-) Retainer, Sqge	1
19	386986	(0000-) Guide, Point, Side Sqge	1
20	386987	(0000-) Pin, Clevis, 0.31d 0.88l	1
21	86866	(0000-) Pin, Hair Cotter, 0.38 D .072 Wir	1
22	386391	(0000-) Latch, Double Scrub, Side Sqge	2
23	08716	(0000-) Screw, Hex, M06 X 1.0 X 20, Ss	2
24	01684	(0000-) Washer, Flt, .25 Ss	4
25	80491	(0000-) Sleeve	2
26	08712	(0000-) Nut, Hex, Lock, M06 X 1.0, NI, Ss	2

Fig. 20 - MaxPro 1000 (Cylindrical Brush) Scrub Head Frame and Linkage Group

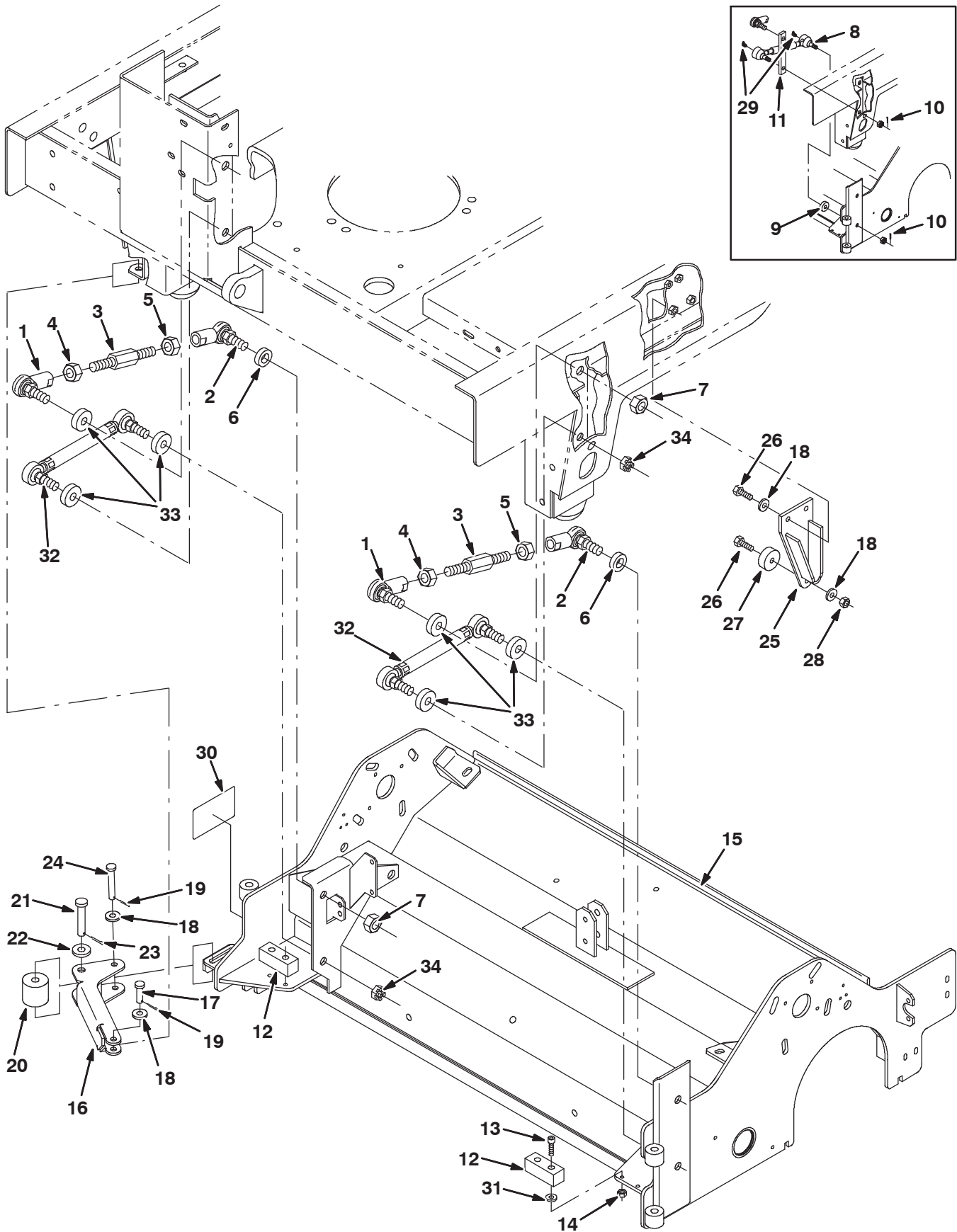


Fig. 20 - MaxPro 1000 (Cylindrical Brush) Scrub Head Frame and Linkage Group

Ref.	Part No.	Serial Number	Description	Qty.
1	77275	(0000-) Rod-End, .62-18rh Fem 0.50-18stud	2
2	386070	(0000-) Rod-End, .625-18, Lh	2
3	386071	(0000-) Rod, Link	2
4	77276	(0000-) Nut, Hex, Jam, .62-18, Ss	2
5	77277	(0000-) Nut, Hex, Jam, .62-18, Ss, Lh	2
6	386081	(0000-) Spacer, Rod-End	2
7	40814	(0000-) Nut, Hex, Lock, .62-18, NI, Thin	4
8	363113	(0000-1107) Link Wldt, Head, Drag (Replaced by 9005751)	2
9	14524	(0000-1107) Spacer, Washer	2
10	08346	(0000-1107) Pin, Cotter, .125 X 0.75	4
11	386844	(0000-1107) Spacer, Plate	2
12	386865	(0000-) Bumper	2
13	24198	(0000-) Screw, Pan, M05 X 0.8 X 25, Ss	4
14	09739	(0000-) Nut, Hex, Lock, M05 X 0.8, NI, Ss	4
15	1056848	(0000-) Housing Wldt, Brush, Iron Gray	1
16	1001099	(0000-0199) Guard, Kick In, Scb Head	1
16	1056390	(0200-) Guard, Kick In, Scb Head, Iron Gray	1
17	29557	(0000-) Pin, Clevis, 0.37 D X 1.31I	1
18	01686	(0000-) Washer, Flt, .38 Ss	5
19	39005	(0000-) Pin, Cotter, .094 X 0.75	2
20	72946	(0000-) Roller	1
21	06279	(0000-) Pin, Clevis, 0.50 D X 2.50I	1
22	32493	(0000-) Washer, Flt, .50 Std	1
23	08182	(0000-) Pin, Cotter, .125 X 1.00	1
24	365180	(0000-) Pin, Clevis, 0.38 D X 2.50I	1
25	1056494	(0000-) Plate Wldt, Stop, Iron Gray	1
26	09010	(0000-) Screw, Hex, M08 X 1.25 X 25, Ss	3
27	15023	(0000-) Bumper, Pye	1
28	08713	(0000-) Nut, Hex, Lock, M08 X 1.25,NI, Ss	1
29	09718	(0000-1107) Fitting, Grease, E90 Pm04 .75L	4
30	365156	(0000-) Label Set, Info/Hzrd, [Max Pro]	1
31	13248	(0000-) Washer, 0.40B 1.12D .12, Stl, Pl	4
32	1050193	(1108-) Link Assy, Rod-End, .63-18	2
33	1057066	(1108-) Tube, 0.69id 1.25od 00.4I, Rod-End, Gray	6
34	40814	(1108-) Nut, Hex, Lock, .62-18, NI, Thin	4

Fig. 21 - MaxPro 1000 (Cylindrical Brush) Scrub Head Drive Group

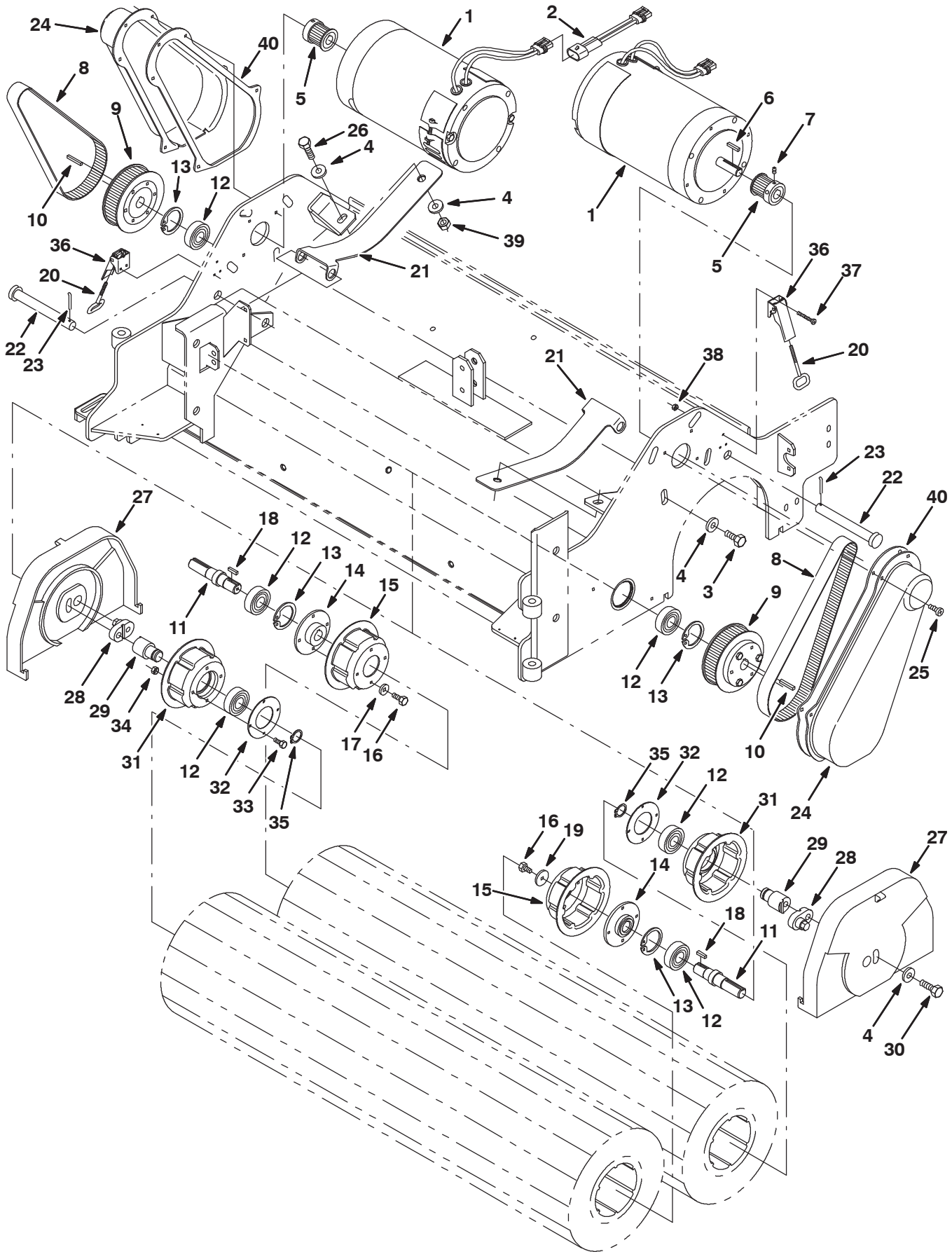


Fig. 21 - MaxPro 1000 (Cylindrical Brush) Scrub Head Drive Group

Ref.	Part No.	Serial Number	Description	Qty.	
1	386050	(0000-xxxx)	Motor, Ele, 36vdc 1500rpm 1.5hp (See Breakdown) (Repl By 377398)	2	
▽	1	377398	(xxxx-)	Motor, Ele, 36vdc 1.50hp 1500rpm 43.0a	2
▲	621478	(xxxx-)	Brush, Carbon	2	
2	363468	(0000-)	Wire Assy, Jumper Reverse, [515]	1	
3	09291	(0000-)	Screw, Hex, M10 X 1.5 X 20, Ss	8	
4	01686	(0000-)	Washer, Flt, .38 Ss	14	
5	83052	(0000-)	Sprocket, Timing, 23tooth, 0.625b	2	
6	00912	(0000-)	Key, Sq, 0.19 X 0.19, 01.00l	2	
7	39323	(0000-)	Screw, Set, #10-32 X 0.38, Al	4	
8	386053	(0000-)	Belt, Drive (Cylindrical Brush)	2	
9	375301	(0000-)	Sprocket, Timing, 4.261pd, 68 Grv, Pl	2	
10	00918	(0000-)	Key, Sq, 0.19 X 0.19, 01.25l	2	
11	386058	(0000-)	Shaft, Drive, Brush	2	
12	46390	(0000-)	Bearing, Ball, 0.79b 1.85d 0.55w	6	
13	10464	(0000-)	Ring, Retaining, Int, 1.85d, Basic	4	
14	1056846	(0000-)	Hub Wldt, Drive, Brush, Iron Gray	2	
15	1056847	(0000-)	Plug, Drive, Brush, Spl, Iron Gray	2	
16	15678	(0000-)	Screw, Hex, M06 X 1.0 X 16, Ss	10	
17	01684	(0000-)	Washer, Flt, .25 Ss	8	
18	00911	(0000-)	Key, Sq, 0.19 X 0.19, 00.75l	2	
19	386063	(0000-)	Washer, 0.25b 1.12d .12, Ss	2	
20	386274	(0000-)	Hook Wldt, Latch	2	
21	1057089	(0000-)	Spring, Motor, Iron Gray	2	
22	386072	(0000-)	Pin, Clevis, .625 Dia X 5.25l	2	
23	02942	(0000-)	Pin, Hair Cotter, 0.62 D .120 Wir	2	
24	386066	(0000-)	Cover, Drive	2	
25	48732	(0000-)	Screw, Pan, M06 X 1.0 X 10, Ss	10	
26	12317	(0000-)	Screw, Hex, M10 X 1.5 X 30, Ss	2	
27	386080	(0000-)	Cover, Idler	2	
28	386841	(0000-)	Cam, Front	2	
29	386842	(0000-)	Cam, Rear	2	
30	12317	(0000-)	Screw, Hex, M10 X 1.5 X 30, Ss	2	
31	1057512	(0000-)	Plug, Drive, Brush, Spl, Iron Gray	2	
32	1056838	(0000-)	Retainer, Brg, Iron Gray	2	
33	09738	(0000-)	Screw, Hex, M05 X 0.8 X 12, Ss	8	
34	06549	(0000-)	Nut, Hex, Lock, M05 X 0.8, NI	8	
35	26428	(0000-)	Ring, Retaining, Ext, 0.75d, Hd	2	
36	386257	(0000-)	Latch	2	
37	09198	(0000-)	Screw, Pan, M04 X 0.7 X 35, Ss	6	
38	33932	(0000-)	Nut, Hex, Lock, M04 X 0.7, NI, Ss	6	
39	08714	(0000-)	Nut, Hex, Lock, M10 X 1.5, NI, SS	2	
40	1001062	(0000-)	Gasket, Cover	2	

Fig. 22 - Max Pro 1000 (Cylindrical Brush) Solution Valve Group

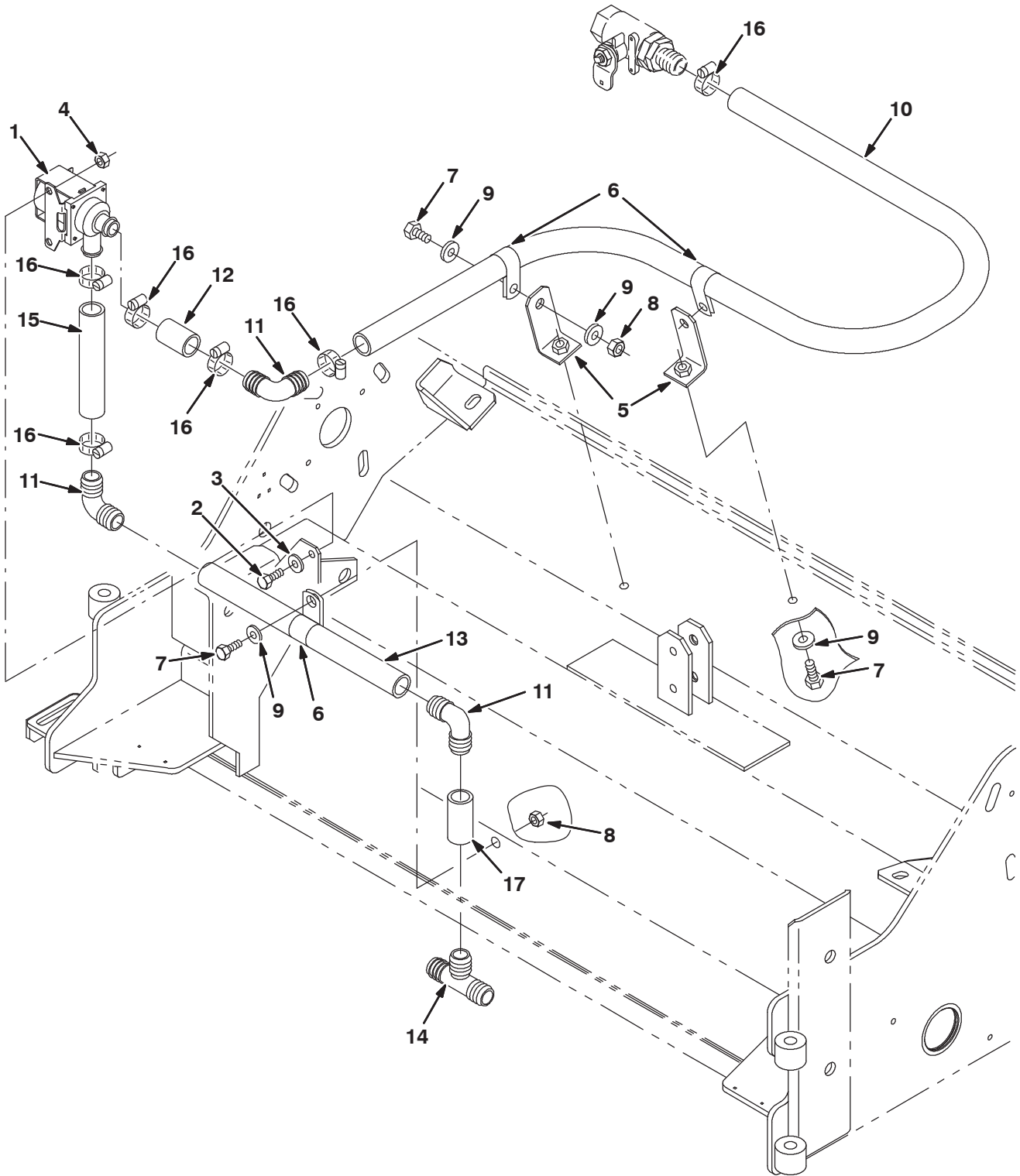


Fig. 22 - Max Pro 1000 (Cylindrical Brush) Solution Valve Group

Ref.	Part No.	Serial Number	Description	Qty.
1	84028	(0000-) Valve, Water	1
2	15678	(0000-) Screw, Hex, M06 X 1.0 X 16, Ss	2
3	01684	(0000-) Washer, Flt, .25 Ss	2
4	08712	(0000-) Nut, Hex, Lock, M06 X 1.0, NI, Ss	2
5	1056873	(0000-) Angle, Iron Gray	2
6	69234	(0000-) Clamp, Cable, Stl, 1.00d X 0.62w, 1h	3
7	15675	(0000-) Screw, Hex, M08 X 1.25 X 16, Ss	7
8	08709	(0000-) Nut, Hex, Lock, M08 X 1.25,NI	5
9	01685	(0000-) Washer, Flt, .31 Ss	9
10	73474	(0000-) Hose, Pvc, Brd, 0.75id 1.00od 44.50l	1
11	40566	(0000-) Fitting, Plstc, E90, Bm12/Bm12	3
12	364899	(0000-) Hose, Pvc, Brd, 0.75id 1.03od 01.50l	1
13	364896	(0000-) Hose, Pvc, Brd, 0.75id 1.03od 11.00l	1
14	41315	(0000-) Fitting, Plstc, Tee, Bm12/Bm12/Bm12	1
15	364895	(0000-) Hose, Pvc, Brd, 0.75ID 1.03OD 05.00L	1
16	11399	(0000-) Clamp, Hose, Wormdrive, 0.81-1.50d	6
17	16914	(0000-) Hose, Pvc, Brd, 0.75ID 1.00OD 02.00L	1

Fig. 23 - Max Pro 1000 (Cylindrical Brush) Solution Valve Group (FaST/ec-H2O)

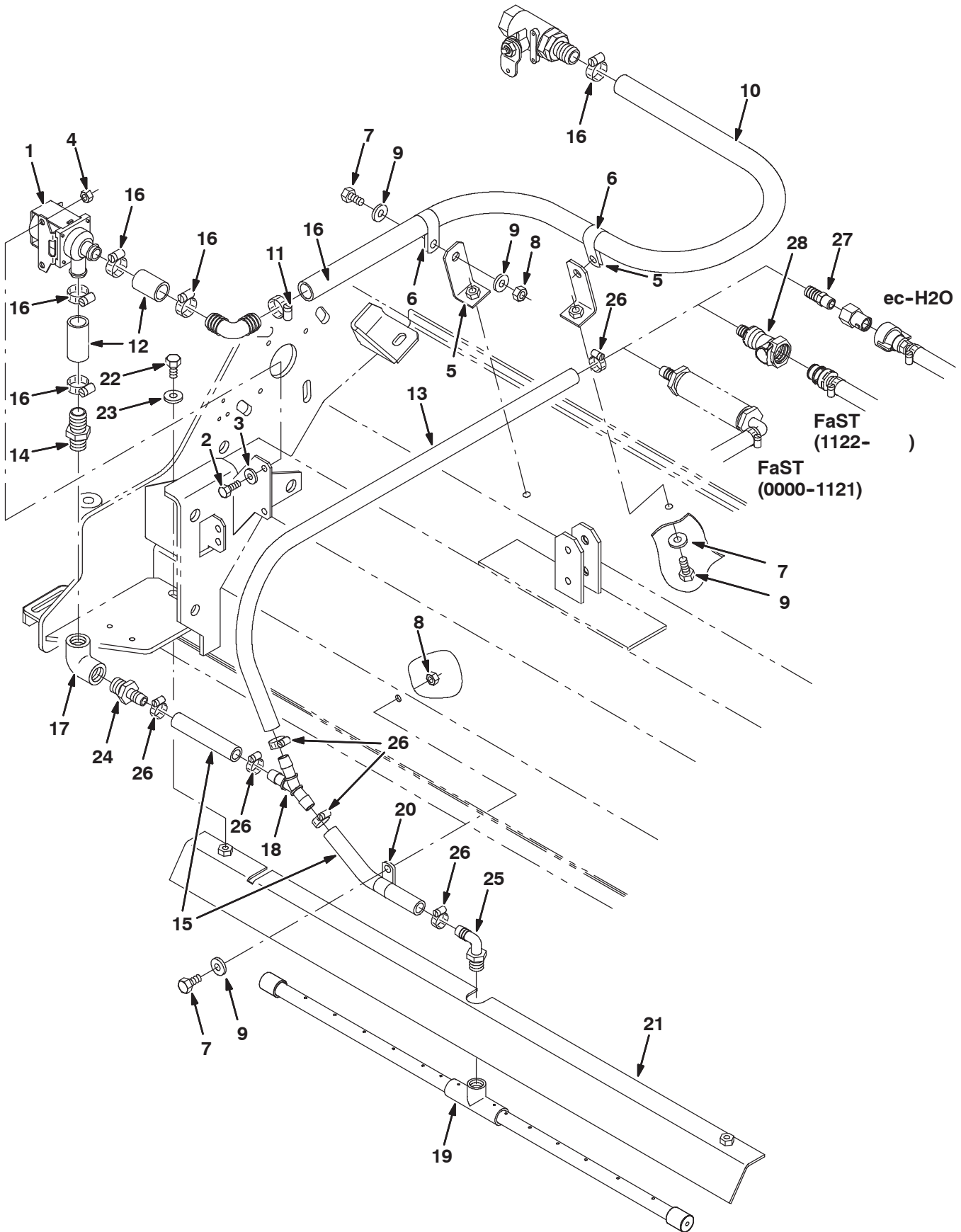


Fig. 23 - Max Pro 1000 (Cylindrical Brush) Solution Valve Group (FaST/ec-H2O)

Ref.	Part No.	Serial Number	Description	Qty.
1	84028	(0000-) Valve, Water	1
2	15678	(0000-) Screw, Hex, M06 X 1.0 X 16, Ss	2
3	01684	(0000-) Washer, Flt, .25 Ss	2
4	08712	(0000-) Nut, Hex, Lock, M06 X 1.0, NI, Ss	2
5	1056873	(0000-) Angle, Iron Gray	2
6	69234	(0000-) Clamp, Cable, Stl, 1.00d X 0.62w, 1h	2
7	15675	(0000-) Screw, Hex, M08 X 1.25 X 16, Ss	5
8	08709	(0000-) Nut, Hex, Lock, M08 X 1.25,NI	3
9	01685	(0000-) Washer, Flt, .31 Ss	7
10	1015045	(0000-) Hose, Afmkt, Pvc, Brd 0.75id 8 Ft	1
11	40566	(0000-) Fitting, Plstc, E90, Bm12/Bm12	3
12	1015048	(0000-) Hose, Afmkt, Pvc, Brd 0.75id 1 Ft	1
13	1011521	(0000-) Hose, Afmkt Replmt, Pvc, Brd 0.50id 2 Ft	1
14	78398	(0000-) Fitting, Plstc, Str, Bm12/Pm08, Nyl	1
15	1011403	(0000-) Hose, Afmkt Replmt, Pvc, Brd 0.50id 1 Ft	1
16	11399	(0000-) Clamp, Hose, Wormdrive, 0.81-1.50d	6
17	79572	(0000-) Fitting, Plstc, E90, Pf08/Pf08	1
18	1010668	(0000-) Fitting, Plstc, Y, Bm08/Bm08/Bm08 Nyl	1
19	1015097	(0000-) Tube Assy, Spray Bar 40" [7300/8300]	1
20	07471	(0000-) Clamp, Cable, Stl, 0.75d X 0.75w, 1h	1
21	1057531	(0000-) Bracket, Bar, Spray, 40.0 [7300/8300]	1
22	49826	(0000-) Screw, Hex, M8 X 1.25 X 16, Ss, NI	2
23	32492	(0000-) Washer, Flat, 0.38 Std	2
24	79273-4	(0000-) Fitting, Plstc, Str, Bm08/Pm08	1
25	64778	(0000-) Fitting, Plstc, E90, Bm08/Pm06	1
26	54333	(0000-) Clamp, Hose, Wormdrive, 0.31-0.88d	6
27	48610	(0000-) Fitting, Plstc, Str, Bm08/Pm04 (ec-H2O)	1
28	1017413	(1122-) Housing, Cplg, Qf / Pm08 (FaST)	1

Fig. 24 - MaxPro 1000 (Cylindrical Brush) Edge Scrub Group

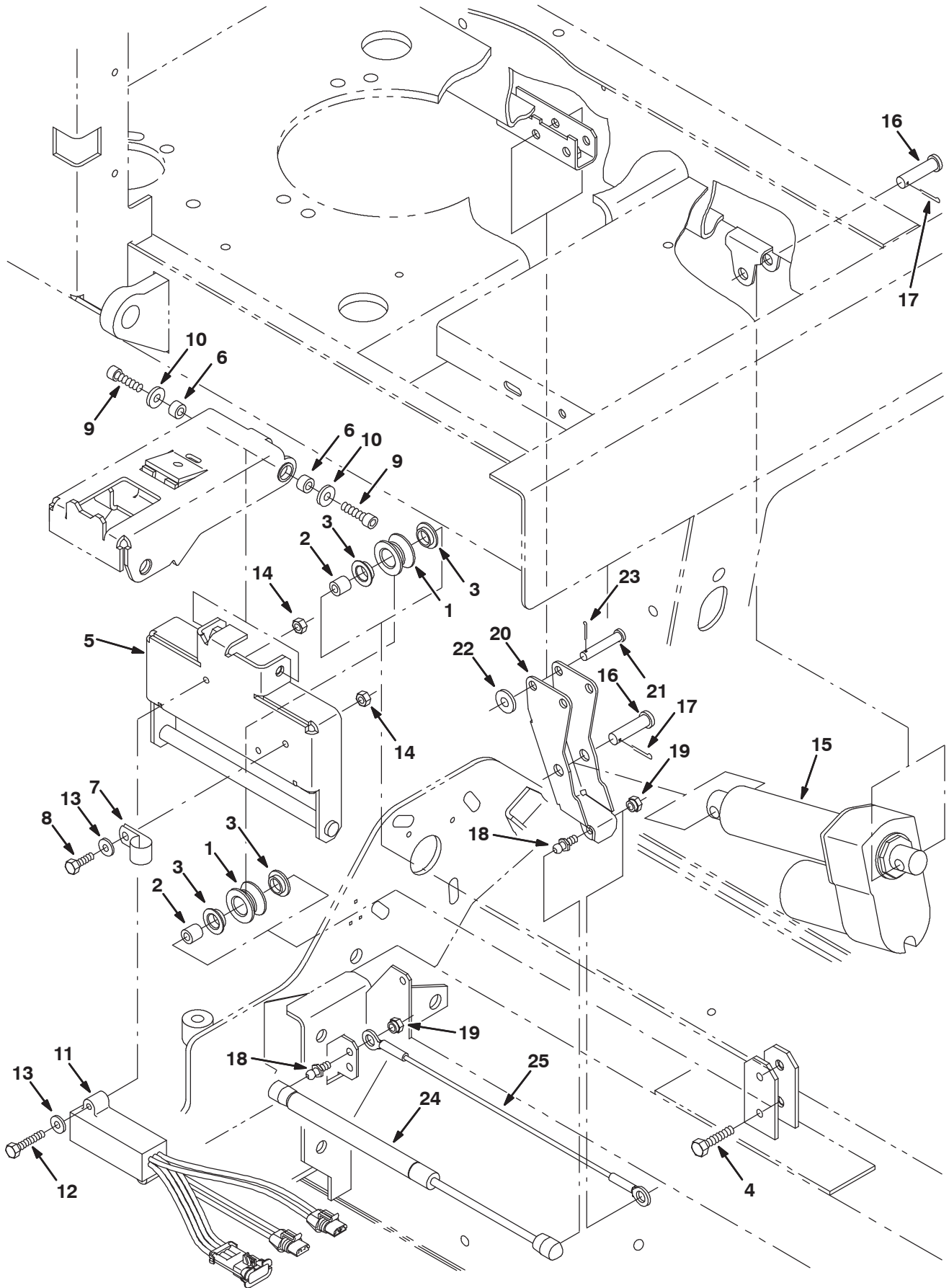


Fig. 24 - MaxPro 1000 (Cylindrical Brush) Edge Scrub Group

Ref.	Part No.	Serial Number	Description	Qty.
1	363120	(0000-) Roller	2
2	222277	(0000-) Sleeve	2
3	04843	(0000-) Bushing, Flng, 0.63b 0.72d 0.25l	4
4	222505	(0000-) Screw, Hex, M08 X 1.25 X 45, Ss	2
5	1056843	(0000-) Rail Wldt, Lift, Cyl Head, Iron Gray	1
6	222556	(0000-) Sleeve	2
7	67767	(0000-) Clamp, Cable, Stl, 0.69d X 0.62w, 1h	1
8	08716	(0000-) Screw, Hex, M06 X 1.0 X 20, Ss	1
9	39308	(0000-) Screw, Hex	2
10	01685	(0000-) Washer, Flt, .31 Ss	2
11	363237	(0000-) Shunt, 2Hd Mtrs, Scrub 515, Red	1
12	33930	(0000-) Screw, Hex, M06 X 1.0 X 40, Ss	2
13	01684	(0000-) Washer, Flt, .25 Ss	3
14	08712	(0000-) Nut, Hex, Lock, M06 X 1.0, NI, Ss	3
15	363152	(0000-) Actuator, 36vdc, 02.7stroke 500lb	1
16	51534	(0000-) Pin, Clevis, 0.50D X 2.00L	2
17	08182	(0000-) Pin, Cotter, .125 X 1.00	2
18	58494	(0000-) Stud, Ball, .39d .31-16, Gasspring	2
19	14725	(0000-) Nut, Retainer, .31-18	2
20	1056845	(0000-) Arm Wldt, Pivot, Side, Gray [7300/8300]	1
21	29584	(0000-) Pin, Clevis, 0.37 D X 2.00l	1
22	01686	(0000-) Washer, Flt, .38 Ss	1
23	39005	(0000-) Pin, Cotter, .094 X 0.75	1
24	364858	(0000-) Gasspring, 56lb, 6.3strk	1
25	364404	(0000-) Cable, .13d, 15.5l, .50eye /.50eye	1

Fig. 25 - MaxPro 1000 (Cylindrical Brush) Right Side Squeegee Group

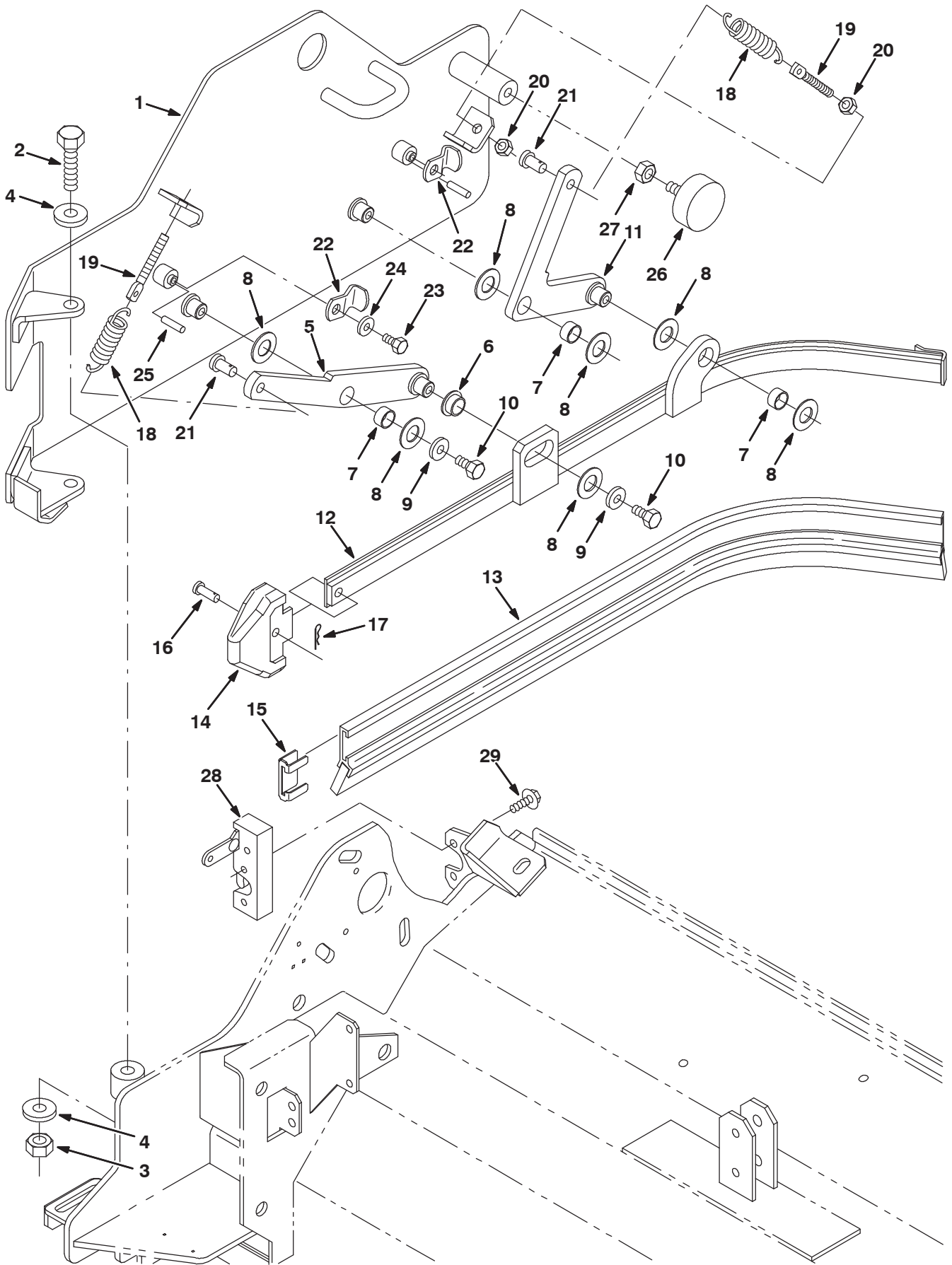


Fig. 25 - MaxPro 1000 (Cylindrical Brush) Right Side Squeegee Group

Ref.	Part No.	Serial Number	Description	Qty.
1	1056874	(0000-) Guard Wldt, Rh, Iron Gray	1
2	09774	(0000-) Screw, Hex, M12 X 1.75 X .50, Ss	2
3	09741	(0000-) Nut, Hex, Lock, M12 X 1.75, NI, Ss	2
4	33925	(0000-) Washer, Flat, M12, 13x24x2.5ss	4
5	386269	(0000-0199) Arm Wldt, Front, Rh	1
5	1056491	(0200-) Arm Wldt, Front, Rh, Iron Gray	1
6	25735	(0000-) Bushing, Flng, 0.63b 0.75d 0.38l	1
7	71607	(0000-) Bushing, Sleeve, 0.63b 0.72d 0.38l	3
8	64425	(0000-) Washer, Thrust, 0.61b 1.25d .06, Fgl	7
9	01686	(0000-) Washer, Flt, .38 Ss	4
10	386868	(0000-) Screw, Hex, M08x1.25 X12, Ss	4
11	386268	(0000-) Arm Wldt, Rear, Rh	1
11	1056490	(0000-0199) Arm Wldt, Rear, Rh, Iron Gray	1
12	386263	(0200-) Frame Wldt, Sqge, Side, Rh	1
13	386260	(0000-) Squeegee, Side	1
14	386986	(0000-) Guide, Point, Side Sqge	1
15	86759	(0000-) Retainer, Sqge	1
16	386987	(0000-) Pin, Clevis, 0.31d 0.88l	1
17	08085	(0000-) Pin, Hair Cotter, 0.31 D .058 Wir	1
18	87816	(0000-) Spring, Extn, 0.75od X 0.09wir, 2.5l	2
19	386088	(0000-) Bolt, Eye, M8 X 1.25, 2.75l	2
20	07786	(0000-) Nut, Hex, Std, M08 X 1.25, Ss	4
21	41305	(0000-) Pin, Clevis, 0.37 D X 0.75l	2
22	1056875	(0000-) Arm, Latch, Iron Gray	2
23	09744	(0000-) Screw, Hex, M06 X 1.0 X 12, Ss	2
24	01684	(0000-) Washer, Flt, .25 Ss	2
25	17404	(0000-) Pin, Roll, .250 D X 0.75l, .250/.256	2
26	70756	(0000-) Bumper, Rbr, 2.0d 0.75t .38-16	1
27	01692	(0000-) Nut, Hex, Std, .38-16, Ss	1
28	72439	(0000-) Latch	1
29	16949	(0000-) Screw, Hex, .25-20 X 0.75, Sems	4

Fig. 26 - MaxPro 1000 (Cylindrical Brush) Left Side Squeegee Group

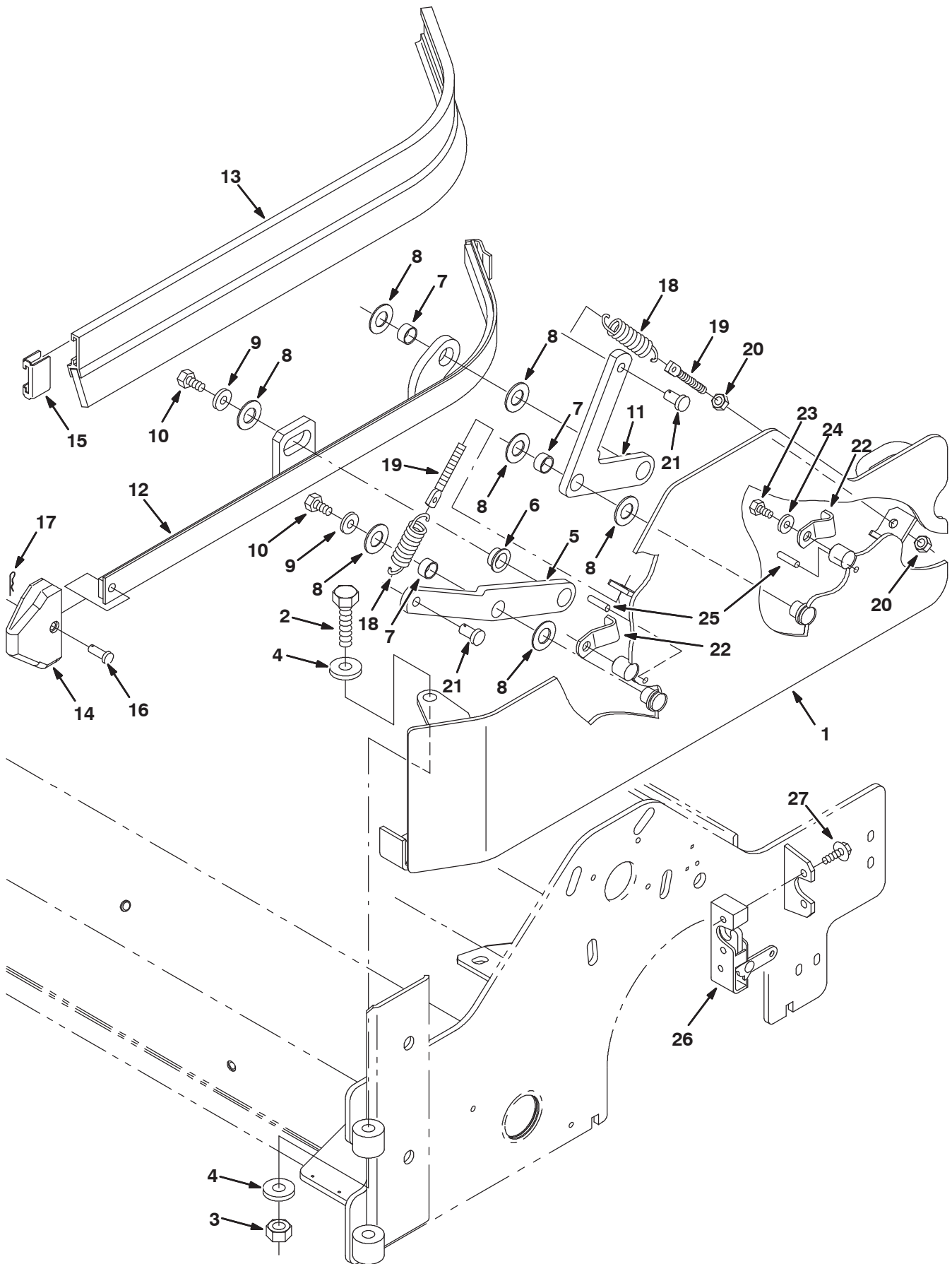


Fig. 26 - MaxPro 1000 (Cylindrical Brush) Left Side Squeegee Group

Ref.	Part No.	Serial Number	Description	Qty.
1	386496	(0000-0199) Guard Wldt, Lh	1
1	1056495	(0200-) Guard Wldt, Lh, Iron Gray	1
2	09774	(0000-) Screw, Hex, M12 X 1.75 X 50, Ss	2
3	09741	(0000-) Nut, Hex, Lock, M12 X 1.75,NI, Ss	2
4	33925	(0000-) Washer, Flat, M12, 13x24x2.5ss	4
5	386276	(0000-0199) Arm Wldt, Front, Lh	1
5	1056493	(0200-) Arm Wldt, Front, Lh, Iron Gray	1
6	25735	(0000-) Bushing, Flng, 0.63b 0.75d 0.38l	1
7	71607	(0000-) Bushing, Sleeve, 0.63b 0.72d 0.38l	3
8	64425	(0000-) Washer, Thrust, 0.61b 1.25d .06, Fgl	7
9	01686	(0000-) Washer, Flt, .38 Ss	4
10	386868	(0000-) Screw, Hex, M08x1.25 X12,Ss	4
11	386275	(0000-0199) Arm Wldt, Rear, Lh	1
11	1056492	(0200-) Arm Wldt, Rear, Lh, Iron Gray	1
12	386262	(0000-) Frame Wldt, Sqge, Side, Lh	1
13	386260	(0000-) Squeegee, Side	1
14	386986	(0000-) Guide, Point, Side Sqge	1
15	86759	(0000-) Retainer, Sqge	1
16	386987	(0000-) Pin, Clevis, 0.31d 0.88l	1
17	08085	(0000-) Pin, Hair Cotter, 0.31 D .058 Wir	1
18	87816	(0000-) Spring, Extn, 0.75od X 0.09wir, 2.5l	2
19	386088	(0000-) Bolt, Eye, M8 X 1.25, 2.75l	2
20	07786	(0000-) Nut, Hex, Std, M08 X 1.25, Ss	4
21	41305	(0000-) Pin, Clevis, 0.37 D X 0.75l	2
22	1056875	(0000-) Arm, Latch, Iron Gray	2
23	09744	(0000-) Screw, Hex, M06 X 1.0 X 12, Ss	2
24	01684	(0000-) Washer, Flt, .25 Ss	2
25	17404	(0000-) Pin, Roll, .250 D X 0.75l, .250/.256	2
26	59661	(0000-) Latch	1
27	16949	(0000-) Screw, Hex, .25-20 X 0.75, Sems	4

Fig. 27 - MaxPro 1000 (Cylindrical Brush) Vacuumized Debris Tray Group

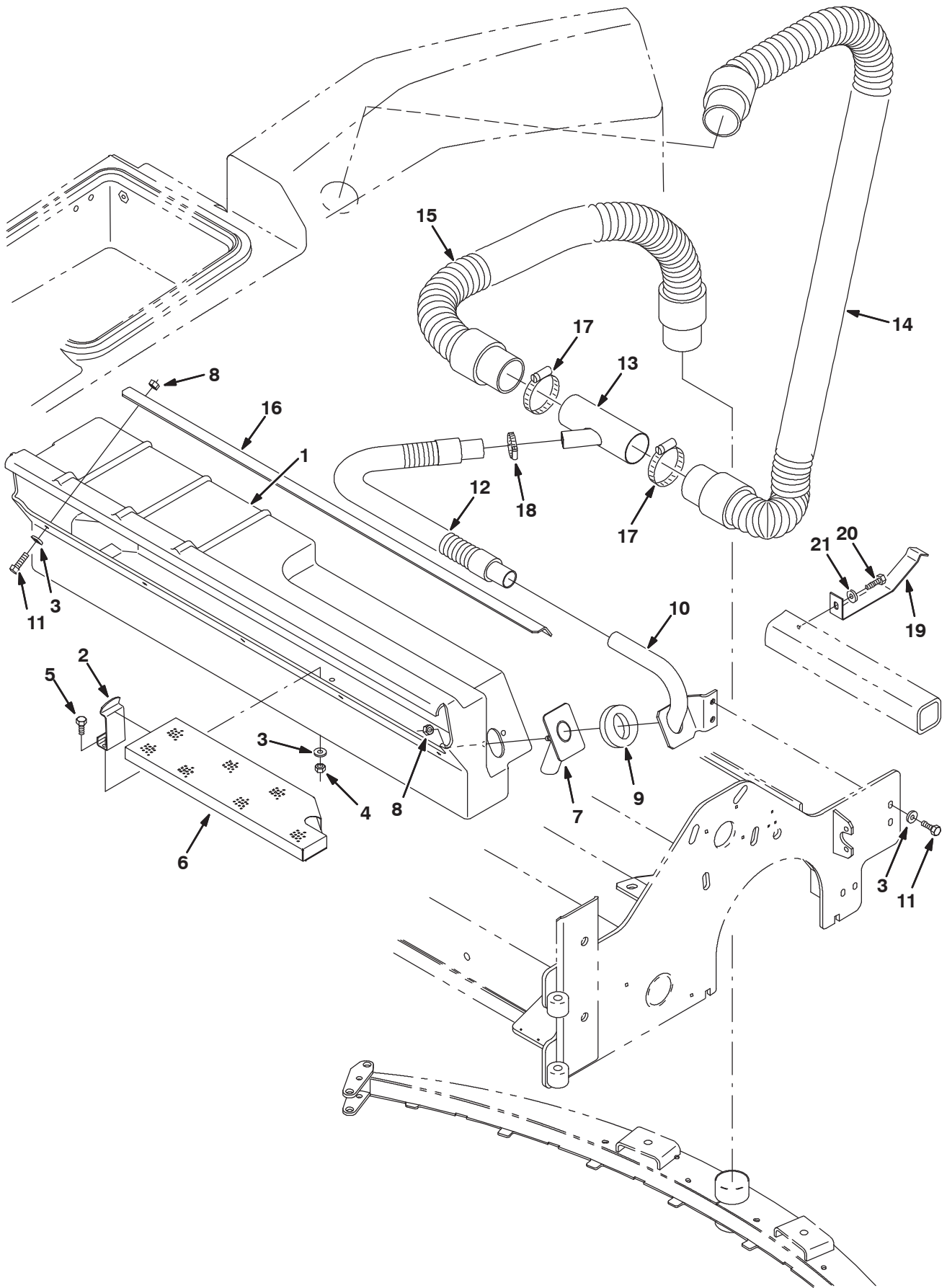


Fig. 27 - MaxPro 1000 (Cylindrical Brush) Vacuumized Debris Tray Group

Ref.	Part No.	Serial Number	Description	Qty.
1	386282	(0000-) Tray, Debris, 40.0l	1
2	87244	(0000-) Clip, Spring, Prop Arm	1
3	01684	(0000-) Washer, Flt, .25 Ss	14
4	08712	(0000-) Nut, Hex, Lock, M06 X 1.0, NI, Ss	2
5	09744	(0000-) Screw, Hex, M06 X 1.0 X 12, Ss	2
6	386500	(0000-) Screen Wldt	1
7	1057520	(0000-) Tube Wldt, Vacuum, Scrbr Head, Iron Gray	1
8	08712	(0000-) Nut, Hex, Lock, M06 X 1.0, NI, Ss	7
9	386504	(0000-) Gasket, Foam	1
10	1057521	(0000-) Tube Wldt, Upper, Iron Gray	1
11	08716	(0000-) Screw, Hex, M06 X 1.0 X 20, Ss	7
12	222788	(0000-xxxx) Hose Assy, W/2cuff, 1.0d, 23l	1
12	387517	(xxxx-) Hose Assy, W/2cuff, 1.0d, 41l	1
13	386518	(0000-) Tube Wldt	1
14	386514	(0000-xxxx) Hose, Vacuum, 58.5l	1
14	1005133	(xxxx-) Hose Assy, W/2cuff, 2.0d 75l	1
15	387256	(0000-xxxx) Hose, Vacuum, 35.0l	1
15	1005135	(xxxx-) Hose Assy, W/2cuff, 2.0d 26l	1
16	1057526	(0000-) Angle, Iron Gray	1
17	14432	(0000-) Clamp, Hose, Wormdrive, 1.81-2.75d	2
18	11399	(0000-) Clamp, Hose, Wormdrive, 0.81-1.50d	1
19	1002464	(xxxx-) Bracket, Tube , Tee	1
20	361339	(xxxx-) Screw, Hex, M 6 X 1.0 X 16, Fmg	1
21	32483	(xxxx-) Washer, Flat, 0.25 Sae	1

Fig. 28 - Max Pro 1000 (Cylindrical Brush) Debris Tray Group

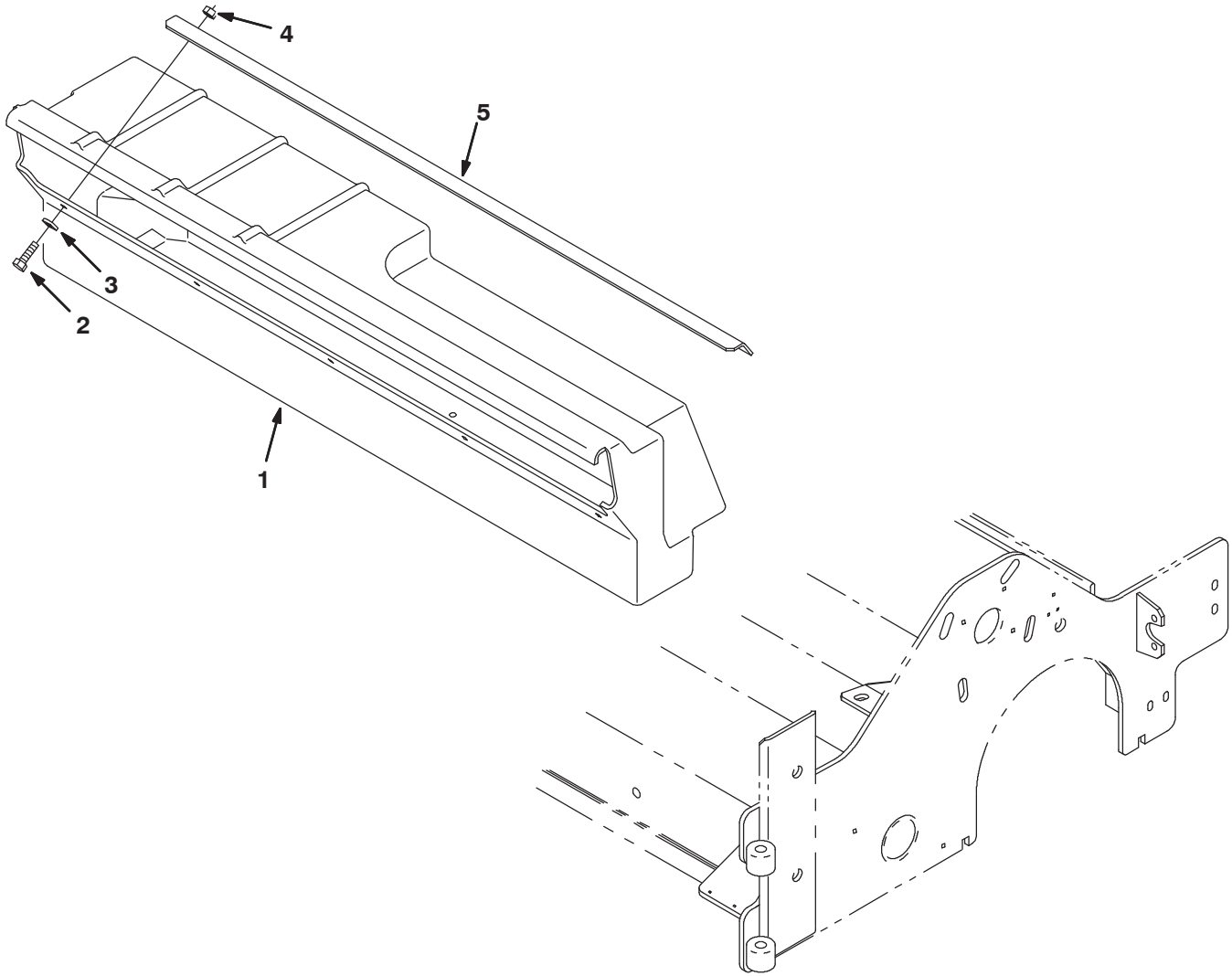


Fig. 28 - Max Pro 1000 (Cylindrical Brush) Debris Tray Group

Ref.	Part No.	Serial Number	Description	Qty.
1	387671	(0000-) Tray, Debris, 40L, W/Holes	1
2	08716	(0000-) Screw, Hex, M6X1.0X20, Ss	5
3	01684	(0000-) Washer, Flat, 0.25 Ss	5
4	08712	(0000-) Nut, Hex, Lock, M6X1.0, Ss, NI	5
5	1057526	(0000-) Angle, Iron Gray	1

Fig. 29 - MaxPro 1200 (Cylindrical Brush) Scrub Head Frame and Linkage Group

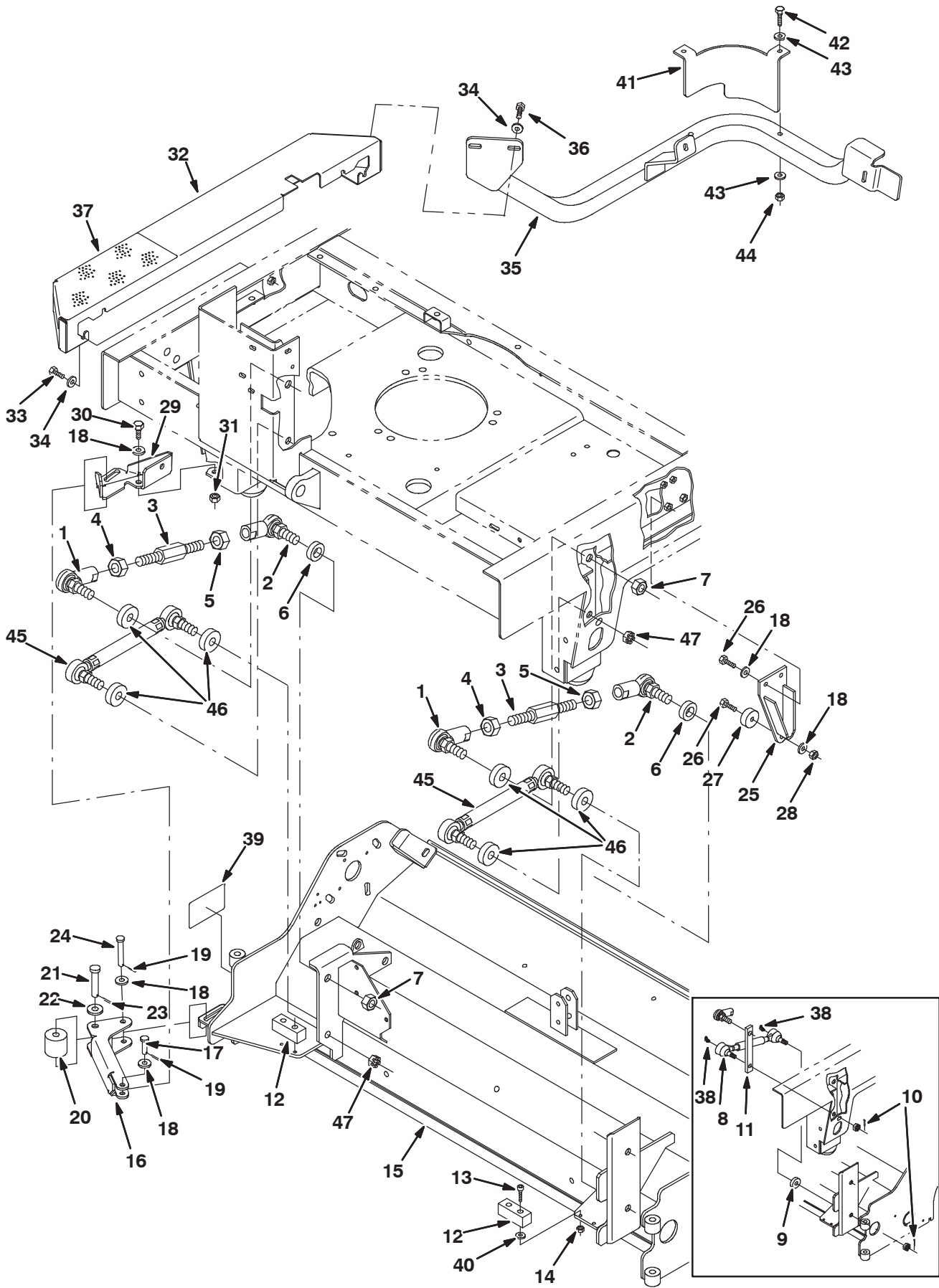


Fig. 29 - MaxPro 1200 (Cylindrical Brush) Scrub Head Frame and Linkage Group

Ref.	Part No.	Serial Number	Description	Qty.
1	77275	(0000-) Rod-End, .62-18rh Fem 0.50-18stud	2
2	386070	(0000-) Rod-End, .625-18, Lh	2
3	386071	(0000-) Rod, Link	2
4	77276	(0000-) Nut, Hex, Jam, .62-18, Ss	2
5	77277	(0000-) Nut, Hex, Jam, .62-18, Ss, Lh	2
6	386081	(0000-) Spacer, Rod-End	2
7	40814	(0000-) Nut, Hex, Lock, .62-18, NI, Thin	4
8	363113	(0000-1107) Link Wldt, Head, Drag (Replaced by 9005751)	2
9	14524	(0000-1107) Spacer, Washer	2
10	08346	(0000-1107) Pin, Cotter, .125 X 0.75	4
11	386844	(0000-1107) Spacer, Plate	2
12	386865	(0000-) Bumper	2
13	24198	(0000-) Screw, Pan, M05 X 0.8 X 25, Ss	4
14	09739	(0000-) Nut, Hex, Lock, M05 X 0.8, NI, Ss	4
15	1056903	(0000-) Housing Wldt, Brush, Iron Gray	1
16	1001099	(0000-0199) Guard, Kick In, Scb Head	1
16	1056390	(0200-) Guard, Kick In, Scb Head, Iron Gray	1
17	29557	(0000-) Pin, Clevis, 0.37 D X 1.311	1
18	01686	(0000-) Washer, Flt, .38 Ss	7
19	39005	(0000-) Pin, Cotter, .094 X 0.75	2
20	72946	(0000-) Roller	1
21	06279	(0000-) Pin, Clevis, 0.50 D X 2.501	1
22	32493	(0000-) Washer, Flt, .50 Std	1
23	08182	(0000-) Pin, Cotter, .125 X 1.00	1
24	365180	(0000-) Pin, Clevis, 0.38 D X 2.501	1
25	1056494	(0000-) Plate Wldt, Stop, Iron Gray	2
26	09010	(0000-) Screw, Hex, M08 X 1.25 X 25, Ss	3
27	15023	(0000-) Bumper, Pye	1
28	08713	(0000-) Nut, Hex, Lock, M08 X 1.25,NI, Ss	1
29	386876	(0000-0199) Bracket, Adaptor, Mtg, Kick In, Frame	1
29	1056505	(0200-) Bracket, Adapter, Mtg, Kick In, Frame	1
30	09028	(0000-) Screw, Hex, M10 X 1.5 X 25, Ss	1
31	08714	(0000-) Nut, Hex, Lock, M10 X 1.5, NI, Ss	1
32	386827	(0000-0199) Bumper, Side, Scb Head, Wide	1
32	1056681	(0200-) Bumper, Side, Scb Head, Wide, Iron Gray	1
33	09740	(0000-) Screw, Hex, M08 X 1.25 X 20, Ss	4
34	01685	(0000-) Screw, Hex, M08 X 1.25 X 20, Ss	8
35	387245	(0000-0199) Guard Wldt, Sqge (MP 20)	1
35	1056517	(0200-) Guard Wldt, Sqge, Rear, Gray	1
36	09010	(0000-) Screw, Hex, M08 X 1.25 X 25, Ss	4
37	387080	(0000-) Tread, Floor, 12.5 X 5.75	1
38	09718	(0000-1107) Fitting, Grease, E90 Pm04 .75L	4
39	365156	(0000-) Label Set, Info/Hzrd, [Max Proj]	1
40	13248	(0000-) Washer, 0.40B 1.12D .12, Stl, PI	4

Fig. 29 - MaxPro 1200 (Cylindrical Brush) Scrub Head Frame and Linkage Group

	Ref.	Part No.	Serial Number	Description	Qty.
▽		374250	(0000-0199) Guard Kit, Sqge, Rear, Ci [7300/8300]	1
▲	41	1007486	(0000-0199) Guard, Bumper	1
▲	42	39278	(0000-0199) Screw, Hex, M8 X 1.25 X 50, 8.8	2
▲	43	08713	(0000-0199) Nut, Hex, Lock, M8 X 1.25, NI, Ss	2
▲	44	32491	(0000-0199) Washer, Flat, 0.31, Std	4
▽		9006924	(0200-) Guard Kit, Sqge, Rear, Iron Gray, Ci	1
▲	41	1057073	(0200-) Guard, Bumper	1
▲	42	39278	(0200-) Screw, Hex, M8 X 1.25 X 50, 8.8	2
▲	43	08713	(0200-) Nut, Hex, Lock, M8 X 1.25, NI, Ss	2
▲	44	32491	(0200-) Washer, Flat, 0.31, Std	4
	45	1050193	(1108-) Link Assy, Rod-End, .63-18	2
	46	386081	(1108-) Tube, 0.69Id 1.25Od 00.4L, Blk, Rod-End	6
	47	40814	(1108-) Nut, Hex, Lock, .62-18, NI, Thin	4

Fig. 30 - MaxPro 1200 (Cylindrical Brush) Scrub Head Drive Group

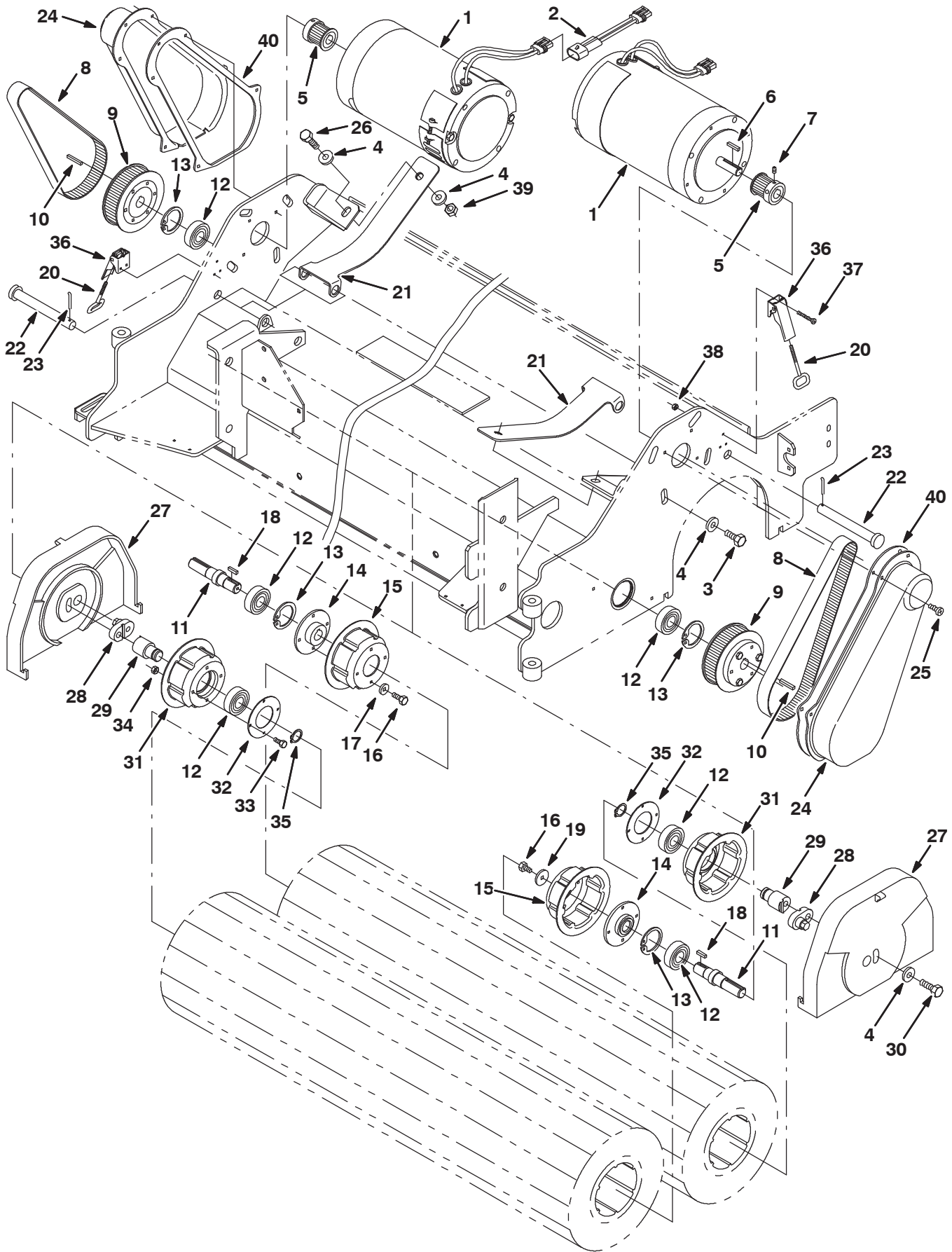


Fig. 30 - MaxPro 1200 (Cylindrical Brush) Scrub Head Drive Group

Ref.	Part No.	Serial Number	Description	Qty.	
1	386050	(0000-xxxx)	Motor, Ele, 36vdc 1500rpm 1.5hp (See Breakdown) (Repl By 377398)	2	
▽	1	377398	(xxxx-)	Motor, Ele, 36vdc 1.50hp 1500rpm 43.0a	2
▲	621478	(xxxx-)	Brush, Carbon	2	
2	363468	(0000-)	Wire Assy, Jumper Reverse, [515]	1	
3	09291	(0000-)	Screw, Hex, M10 X 1.5 X 20, Ss	8	
4	01686	(0000-)	Washer, Flt, .38 Ss	14	
5	83052	(0000-)	Sprocket, Timing, 23tooth, 0.625b	2	
6	00912	(0000-)	Key, Sq, 0.19 X 0.19, 01.00l	2	
7	39323	(0000-)	Screw, Set, #10-32 X 0.38, Al	4	
8	386053	(0000-)	Belt, Drive (Cylindrical Brush)	2	
9	375301	(0000-)	Sprocket, Timing, 4.261pd, 68 Grv, Pl	2	
10	00918	(0000-)	Key, Sq, 0.19 X 0.19, 01.25l	2	
11	386058	(0000-)	Shaft, Drive, Brush	2	
12	46390	(0000-)	Bearing, Ball, 0.79b 1.85d 0.55w	6	
13	10464	(0000-)	Ring, Retaining, Int, 1.85d, Basic	4	
14	1056846	(0000-)	Hub Wldt, Drive, Brush, Iron Gray	2	
15	1056847	(0000-)	Plug, Drive, Brush, Spl, Iron Gray	2	
16	15678	(0000-)	Screw, Hex, M06 X 1.0 X 16, Ss	10	
17	01684	(0000-)	Washer, Flt, .25 Ss	8	
18	00911	(0000-)	Key, Sq, 0.19 X 0.19, 00.75l	2	
19	386063	(0000-)	Washer, 0.25b 1.12d .12, Ss	2	
20	386274	(0000-)	Hook Wldt, Latch	2	
21	1057089	(0000-)	Spring, Motor, Iron Gray	2	
22	386072	(0000-)	Pin, Clevis, .625 Dia X 5.25l	2	
23	02942	(0000-)	Pin, Hair Cotter, 0.62 D .120 Wir	2	
24	386066	(0000-)	Cover, Drive	2	
25	48732	(0000-)	Screw, Pan, M06 X 1.0 X 10, Ss	10	
26	12317	(0000-)	Screw, Hex, M10 X 1.5 X 30, Ss	2	
27	386080	(0000-)	Cover, Idler	2	
28	386841	(0000-)	Cam, Front	2	
29	386842	(0000-)	Cam, Rear	2	
30	12317	(0000-)	Screw, Hex, M10 X 1.5 X 30, Ss	2	
31	81771	(0000-)	Plug, Drive, Brush, Splined	2	
32	1056838	(0000-)	Retainer, Brg, Iron Gray	2	
33	09738	(0000-)	Screw, Hex, M05 X 0.8 X 12, Ss	8	
34	06549	(0000-)	Nut, Hex, Lock, M05 X 0.8, NI	8	
35	26428	(0000-)	Ring, Retaining, Ext, 0.75d, Hd	2	
36	386257	(0000-)	Latch	2	
37	09198	(0000-)	Screw, Pan, M04 X 0.7 X 35, Ss	6	
38	33932	(0000-)	Nut, Hex, Lock, M04 X 0.7, NI, Ss	6	
39	08714	(0000-)	Nut, Hex, Lock, M10 X 1.5, NI, SS	2	
40	1001062	(0000-)	Gasket, Cover	2	

Fig. 31 - MaxPro 1200 (Cylindrical Brush) Solution Valve Group

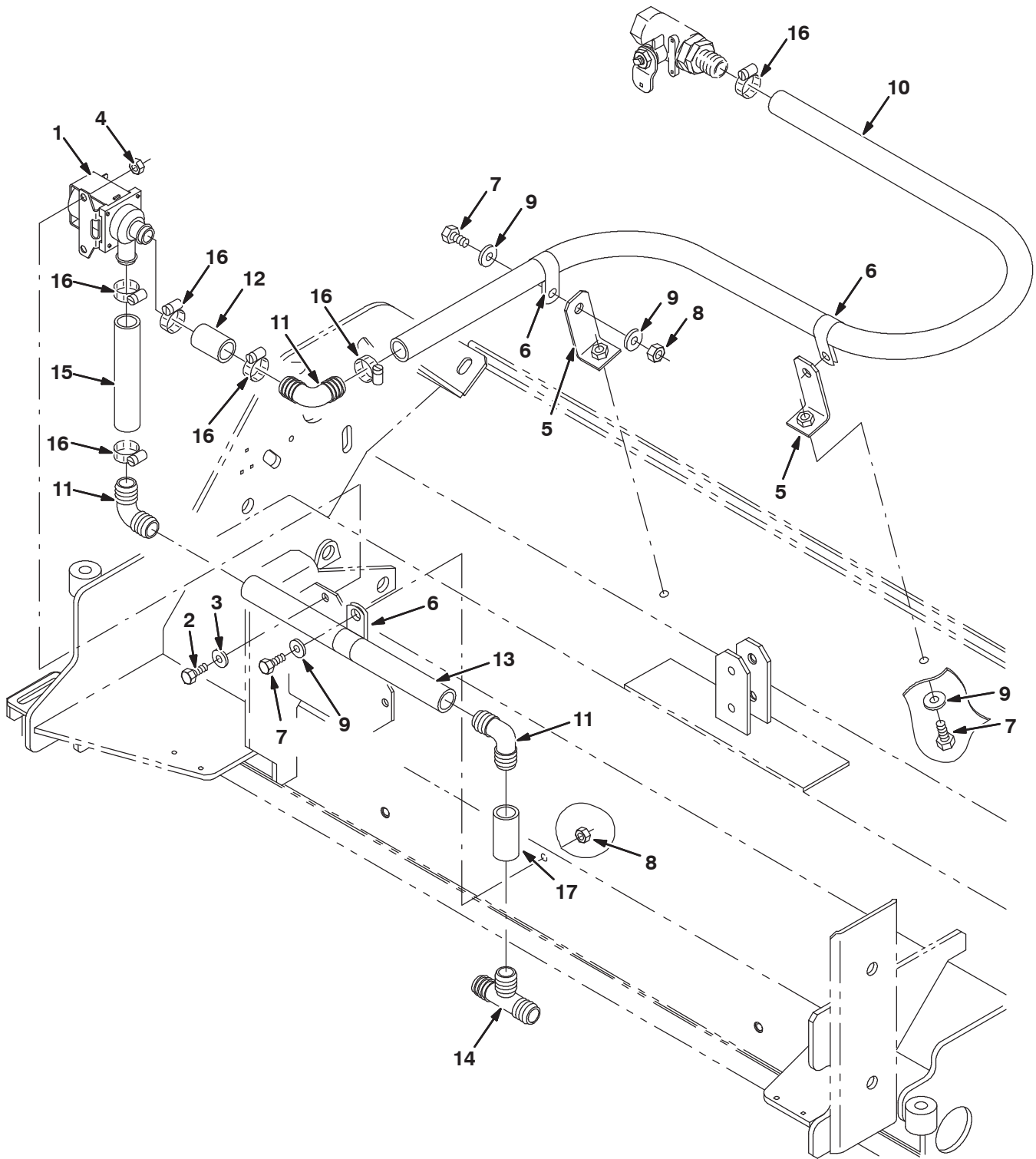


Fig. 31 - MaxPro 1200 (Cylindrical Brush) Solution Valve Group

Ref.	Part No.	Serial Number	Description	Qty.
1	84028	(0000-) Valve, Water	1
2	15678	(0000-) Screw, Hex, M06 X 1.0 X 16, Ss	2
3	01684	(0000-) Washer, Flt, .25 Ss	2
4	08712	(0000-) Nut, Hex, Lock, M06 X 1.0, NI, Ss	2
5	1056873	(0000-) Angle, Iron Gray	2
6	69234	(0000-) Clamp, Cable, Stl, 1.00d X 0.62w, 1h	3
7	15675	(0000-) Screw, Hex, M08 X 1.25 X 16, Ss	7
8	08709	(0000-) Nut, Hex, Lock, M08 X 1.25,NI	5
9	01685	(0000-) Washer, Flt, .31 Ss	9
10	73474	(0000-) Hose, Pvc, Brd, 0.75id 1.00od 44.50l	1
11	40566	(0000-) Fitting, Plstc, E90, Bm12/Bm12	3
12	364899	(0000-) Hose, Pvc, Brd, 0.75id 1.03od 01.50l	1
13	364896	(0000-) Hose, Pvc, Brd, 0.75id 1.03od 11.00l	1
14	41315	(0000-) Fitting, Plstc, Tee, Bm12/Bm12/Bm12	1
15	364895	(0000-) Hose, Pvc, Brd, 0.75id 1.03od 05.00l	1
16	11399	(0000-) Clamp, Hose, Wormdrive, 0.81-1.50d	6
17	16914	(0000-) Hose, Pvc, Brd, 0.75id 1.00od 2.00l	1

Fig. 32 - Max Pro 1200 (Cylindrical Brush) Solution Valve Group (FaST/ec-H2O)

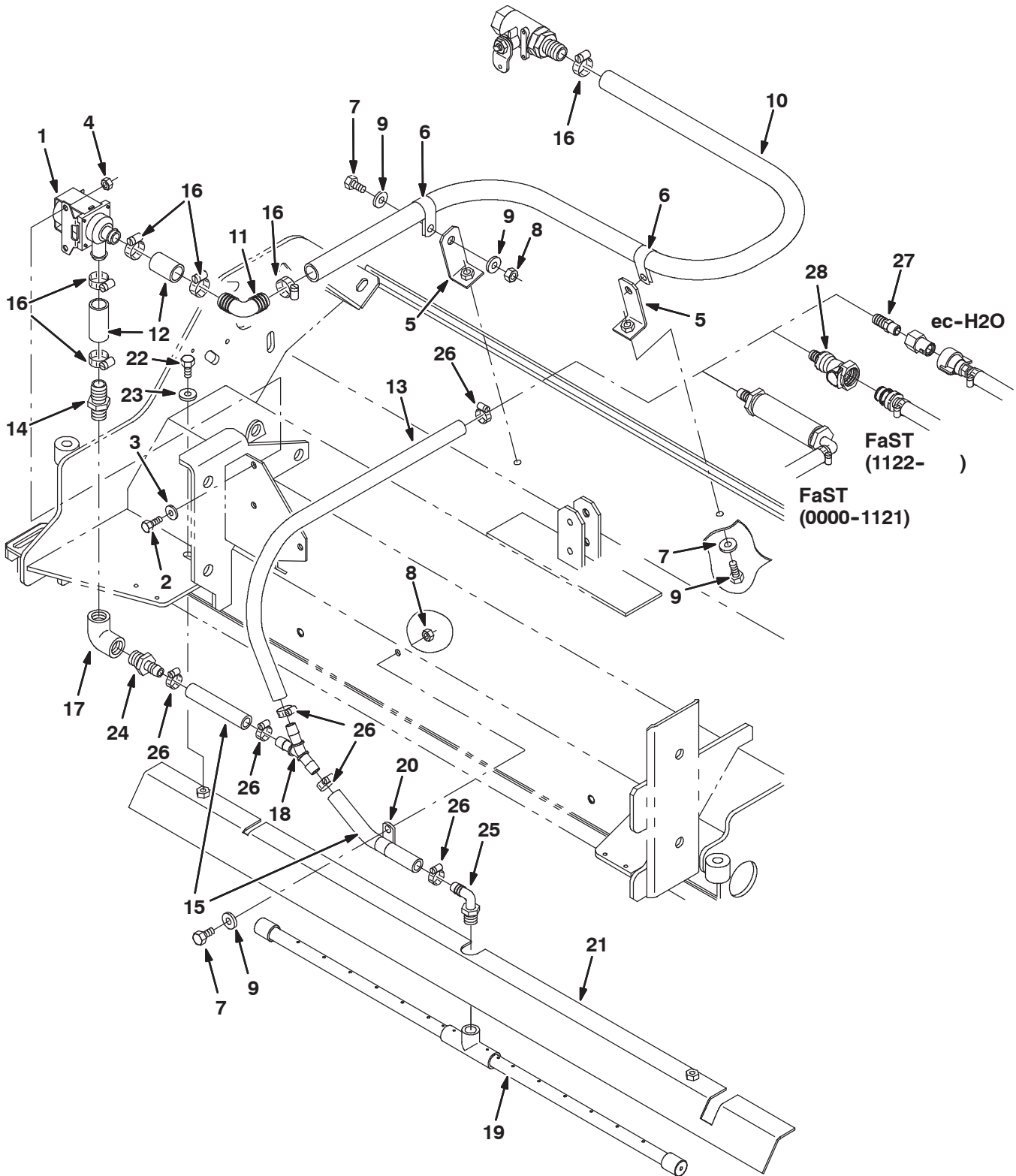


Fig. 32 - Max Pro 1200 (Cylindrical Brush) Solution Valve Group (FaST/ec-H2O)

Ref.	Part No.	Serial Number	Description	Qty.
1	84028	(0000-) Valve, Water	1
2	15678	(0000-) Screw, Hex, M06 X 1.0 X 16, Ss	2
3	01684	(0000-) Washer, Flt, .25 Ss	2
4	08712	(0000-) Nut, Hex, Lock, M06 X 1.0, NI, Ss	2
5	1056873	(0000-) Angle, Iron Gray	2
6	69234	(0000-) Clamp, Cable, Stl, 1.00d X 0.62w, 1h	2
7	15675	(0000-) Screw, Hex, M08 X 1.25 X 16, Ss	5
8	08709	(0000-) Nut, Hex, Lock, M08 X 1.25,NI	3
9	01685	(0000-) Washer, Flt, .31 Ss	7
10	1015045	(0000-) Hose, Afmkt, Pvc, Brd 0.75id 8 Ft	1
11	40566	(0000-) Fitting, Plstc, E90, Bm12/Bm12	3
12	1015048	(0000-) Hose, Afmkt, Pvc, Brd 0.75id 1 Ft	1
13	1011521	(0000-) Hose, Afmkt Replmt, Pvc, Brd 0.50id 2 Ft	1
14	78398	(0000-) Fitting, Plstc, Str, Bm12/Pm08, Nyl	1
15	1011403	(0000-) Hose, Afmkt Replmt, Pvc, Brd 0.50id 1 Ft	1
16	11399	(0000-) Clamp, Hose, Wormdrive, 0.81-1.50d	6
17	79572	(0000-) Fitting, Plstc, E90, Pf08/Pf08	1
18	1010668	(0000-) Fitting, Plstc, Y, Bm08/Bm08/Bm08 Nyl	1
19	1010832	(0000-) Bar Assy, Spray [7300/8300]	1
20	07471	(0000-) Clamp, Cable, Stl, 0.75d X 0.75w, 1h	1
21	1057530	(0000-) Bracket, Bar, Spray, 48.0 [7300/8300]	1
22	49826	(0000-) Screw, Hex, M8 X 1.25 X 16, Ss, NI	2
23	32492	(0000-) Washer, Flat, 0.38 Std	2
24	79273-4	(0000-) Fitting, Plstc, Str, Bm08/Pm08	1
25	64778	(0000-) Fitting, Plstc, E90, Bm08/Pm06	1
26	54333	(0000-) Clamp, Hose, Wormdrive, 0.31-0.88d	6
27	48610	(0000-) Fitting, Plstc, Str, Bm08/Pm04 (ec-H2O)	1
28	1017413	(1122-) Housing, Cplg, Qf / Pm08 (FaST)	1

Fig. 33 - MaxPro 1200 (Cylindrical Brush) Edge Scrub Group

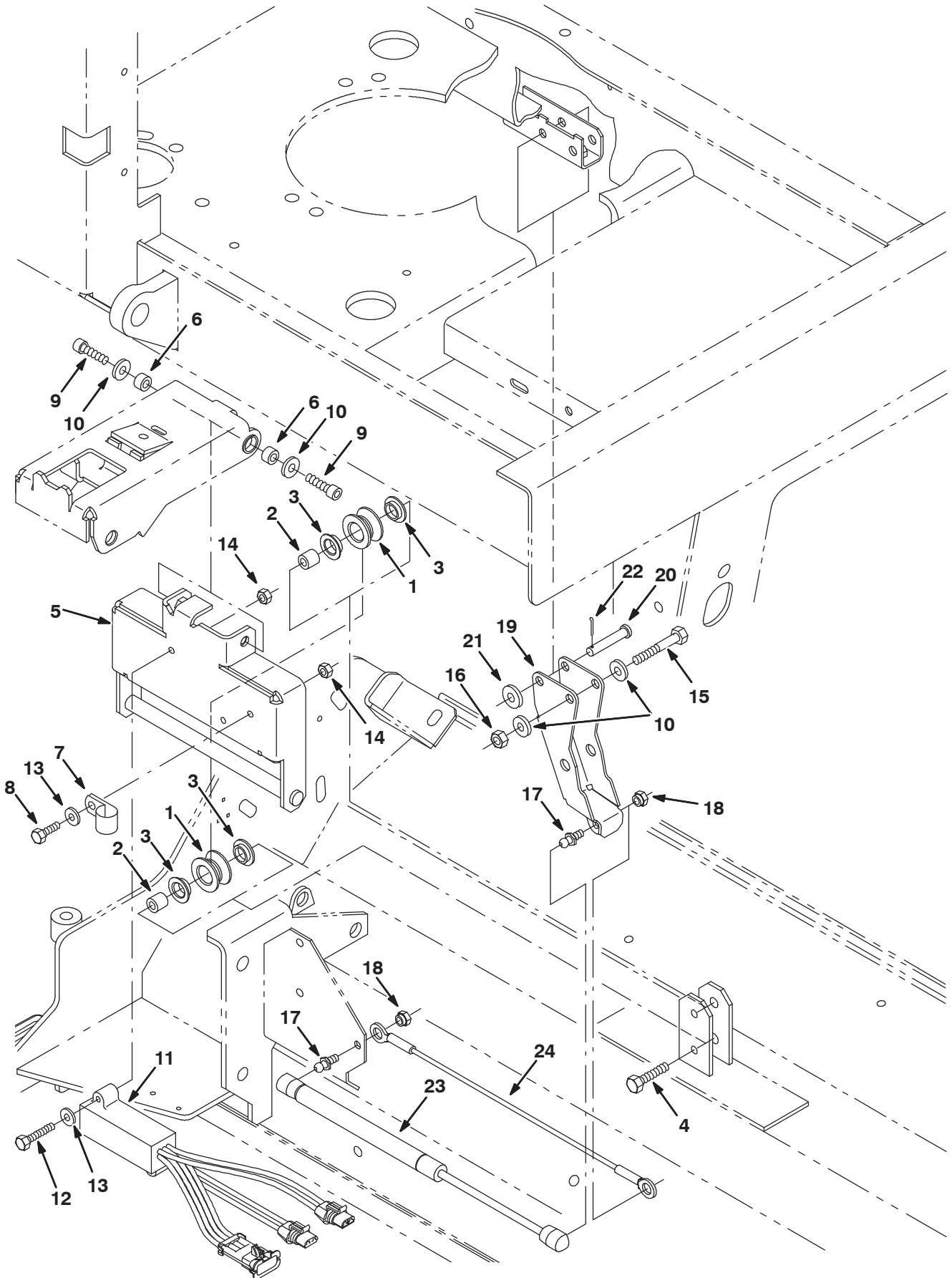


Fig. 33 - MaxPro 1200 (Cylindrical Brush) Edge Scrub Group

Ref.	Part No.	Serial Number	Description	Qty.
1	363120	(0000-) Roller	2
2	222277	(0000-) Sleeve	2
3	04843	(0000-) Bushing, Flng, 0.63b 0.72d 0.25l	4
4	222505	(0000-) Screw, Hex, M08 X 1.25 X 45, Ss	2
5	1056843	(0000-) Rail Wldt, Lift, Cyl Head, Iron Gray	1
6	222556	(0000-) Sleeve	2
7	67767	(0000-) Clamp, Cable, Stl, 0.69d X 0.62w, 1h	1
8	08716	(0000-) Screw, Hex, M06 X 1.0 X 20, Ss	1
9	39308	(0000-) Screw, Soc, M08 X 1.25 X 25, 12.9	2
10	01685	(0000-) Washer, Flt, .31 Ss	4
11	363237	(0000-) Shunt, 2Hd Mtrs, Scrub 515, Red	1
12	33930	(0000-) Screw, Hex, M06 X 1.0 X 40, Ss	2
13	01684	(0000-) Washer, Flt, .25 Ss	3
14	08712	(0000-) Nut, Hex, Lock, M06 X 1.0, NI, Ss	3
15	77270	(0000-) Screw, Hex, M08 X 1.25 X 60, Ss	1
16	08713	(0000-) Nut, Hex, Lock, M08 X 1.25,NI, Ss	1
17	58494	(0000-) Stud, Ball, .39d .31-16, Gasspring	2
18	14725	(0000-) Nut, Retainer, .31-18	2
19	1056845	(0000-) Arm Wldt, Pivot, Side, Gray [7300/8300]	1
20	29584	(0000-) Pin, Clevis, 0.37 D X 2.00l	1
21	01686	(0000-) Washer, Flt, .38 Ss	1
22	39005	(0000-) Pin, Cotter, .094 X 0.75	1
23	364858	(0000-) Gasspring, 56lb, 6.3strk	1
24	364404	(0000-) Cable, .13d, 15.5l, .50eye /.50eye	1

Fig. 34 - MaxPro 1200 (Cylindrical Brush) Right Side Squeegee Group

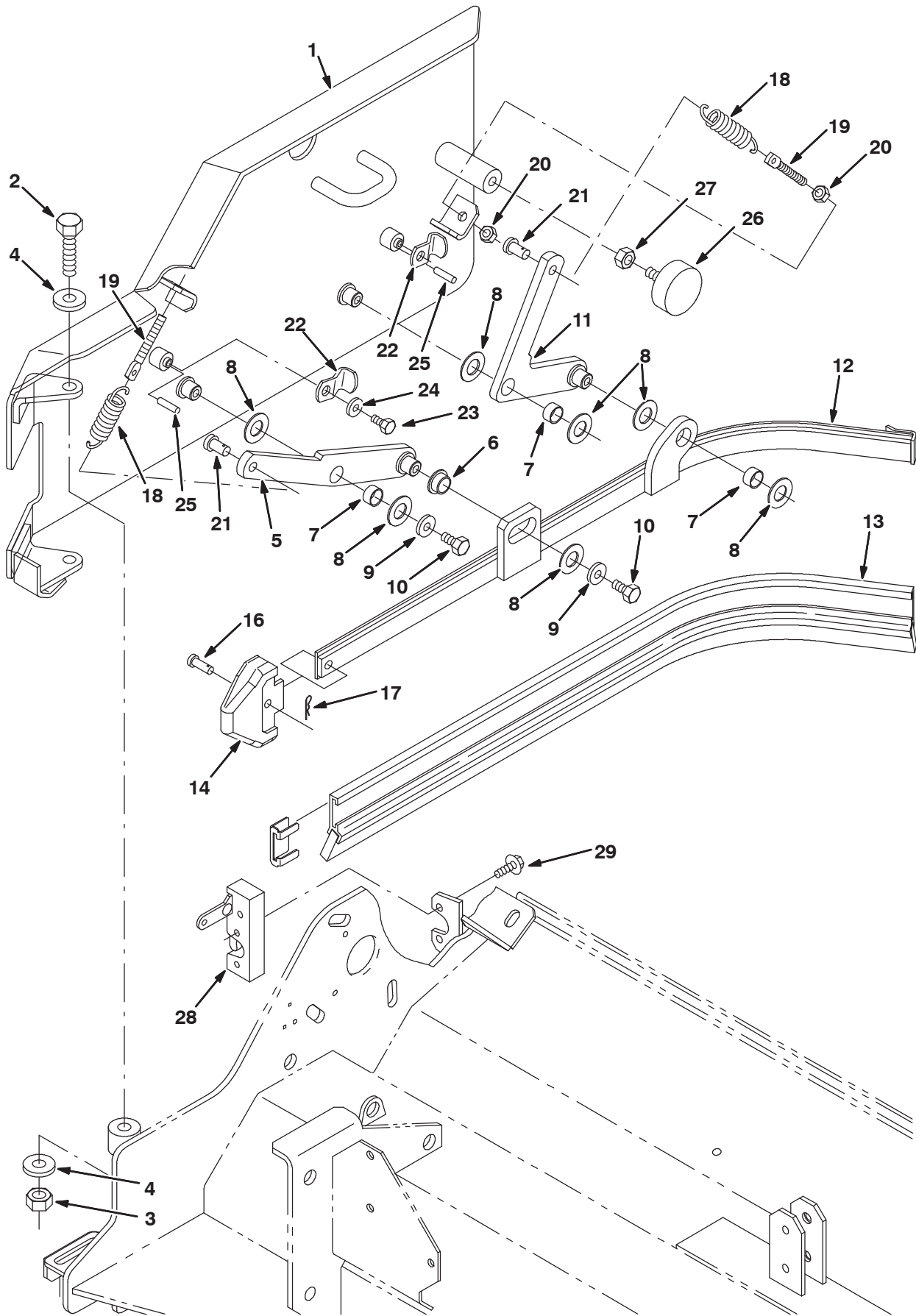


Fig. 34 - MaxPro 1200 (Cylindrical Brush) Right Side Squeegee Group

Ref.	Part No.	Serial Number	Description	Qty.
1	387271	(0000-0199) Guard Wldt, Rh, [Mp1200]	1
1	1056800	(0200-) Guard Wldt, Rh, Iron Gray	1
2	09774	(0000-) Screw, Hex, M12 X 1.75 X 50, Ss	2
3	09741	(0000-) Nut, Hex, Lock, M12 X 1.75, NI, Ss	2
4	33925	(0000-) Washer, Flat, M12, 13x24x2.5ss	4
5	386269	(0000-0199) Arm Wldt, Front, Rh	1
5	1056491	(0200-) Arm Wldt, Front, Rh, Iron Gray	1
6	25735	(0000-) Bushing, Flng, 0.63b 0.75d 0.38l	1
7	71607	(0000-) Bushing, Sleeve, 0.63b 0.72d 0.38l	3
8	64425	(0000-) Washer, Thrust, 0.61b 1.25d .06, Fgl	7
9	01686	(0000-) Washer, Flt, .38 Ss	4
10	386868	(0000-) Screw, Hex, M08x1.25 X12, Ss	4
11	386268	(0000-0199) Arm Wldt, Rear, Rh	1
11	1056490	(0200-) Arm Wldt, Rear, Rh, Iron Gray	1
12	386263	(0000-) Frame Wldt, Sqge, Side, Rh	1
13	386260	(0000-) Squeegee, Side	1
14	386986	(0000-) Guide, Point, Side Sqge	1
15	86759	(0000-) Retainer, Sqge	1
16	386987	(0000-) Pin, Clevis, 0.31d 0.88l	1
17	08085	(0000-) Pin, Hair Cotter, 0.31 D .058 Wir	1
18	87816	(0000-) Spring, Extn, 0.75od X 0.09wir, 2.5l	2
19	386088	(0000-) Bolt, Eye, M8 X 1.25, 2.75l	2
20	07786	(0000-) Nut, Hex, Std, M08 X 1.25, Ss	4
21	41305	(0000-) Pin, Clevis, 0.37 D X 0.75l	2
22	1056875	(0000-) Arm, Latch, Iron Gray	2
23	09744	(0000-) Screw, Hex, M06 X 1.0 X 12, Ss	2
24	01684	(0000-) Washer, Flt, .25 Ss	2
25	17404	(0000-) Pin, Roll, .250 D X 0.75l, .250/.256	2
26	70756	(0000-) Bumper, Rbr, 2.0d 0.75t .38-16	1
27	01692	(0000-) Nut, Hex, Std, .38-16, Ss	1
28	72439	(0000-) Latch	1
29	16949	(0000-) Screw, Hex, .25-20 X 0.75, Sems	4

Fig. 35 - MaxPro 1200 (Cylindrical Brush) Left Side Squeegee Group

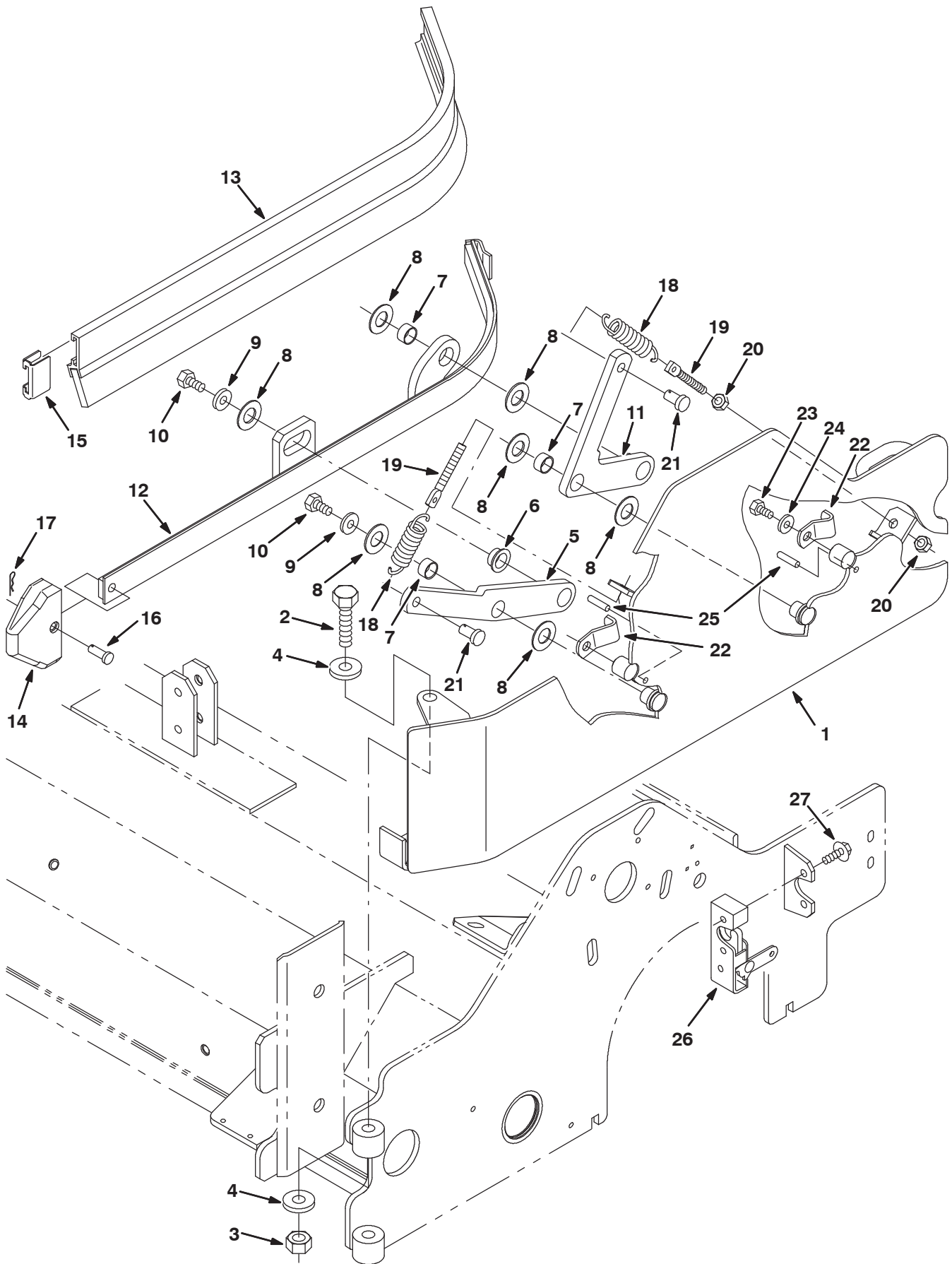


Fig. 35 - MaxPro 1200 (Cylindrical Brush) Left Side Squeegee Group

Ref.	Part No.	Serial Number	Description	Qty.
1	386496	(0000-0199) Guard Wldt, Lh	1
1	1056495	(0200-) Guard Wldt, Lh, Iron Gray	1
2	09774	(0000-) Screw, Hex, M12 X 1.75 X 50, Ss	2
3	09741	(0000-) Nut, Hex, Lock, M12 X 1.75, NI, Ss	2
4	33925	(0000-) Washer, Flat, M12, 13x24x2.5ss	4
5	386276	(0000-0199) Arm Wldt, Front, Lh	1
5	1056493	(0200-) Arm Wldt, Front, Lh, Iron Gray	1
6	25735	(0000-) Bushing, Flng, 0.63b 0.75d 0.38l	1
7	71607	(0000-) Bushing, Sleeve, 0.63b 0.72d 0.38l	3
8	64425	(0000-) Washer, Thrust, 0.61b 1.25d .06, Fgl	7
9	01686	(0000-) Washer, Flt, .38 Ss	4
10	386868	(0000-) Screw, Hex, M08x1.25 X12, Ss	4
11	386275	(0000-0199) Arm Wldt, Rear, Lh	1
11	1056492	(0200-) Arm Wldt, Rear, Lh, Iron Gray	1
12	386262	(0000-) Frame Wldt, Sqge, Side, Lh	1
13	386260	(0000-) Squeegee, Side	1
14	386986	(0000-) Guide, Point, Side Sqge	1
15	86759	(0000-) Retainer, Sqge	1
16	386987	(0000-) Pin, Clevis, 0.31d 0.88l	1
17	08085	(0000-) Pin, Hair Cotter, 0.31 D .058 Wir	1
18	87816	(0000-) Spring, Extn, 0.75od X 0.09wir, 2.5l	2
19	386088	(0000-) Bolt, Eye, M8 X 1.25, 2.75l	2
20	07786	(0000-) Nut, Hex, Std, M08 X 1.25, Ss	4
21	41305	(0000-) Pin, Clevis, 0.37 D X 0.75l	2
22	1056875	(0000-) Arm, Latch, Iron Gray	2
23	09744	(0000-) Screw, Hex, M06 X 1.0 X 12, Ss	2
24	01684	(0000-) Washer, Flt, .25 Ss	2
25	17404	(0000-) Pin, Roll, .250 D X 0.75l, .250/.256	2
26	59661	(0000-) Latch	1
27	16949	(0000-) Screw, Hex, .25-20 X 0.75, Sems	4

Fig. 36 - MaxPro 1200 (Cylindrical Brush) Vacuumized Debris Tray Group

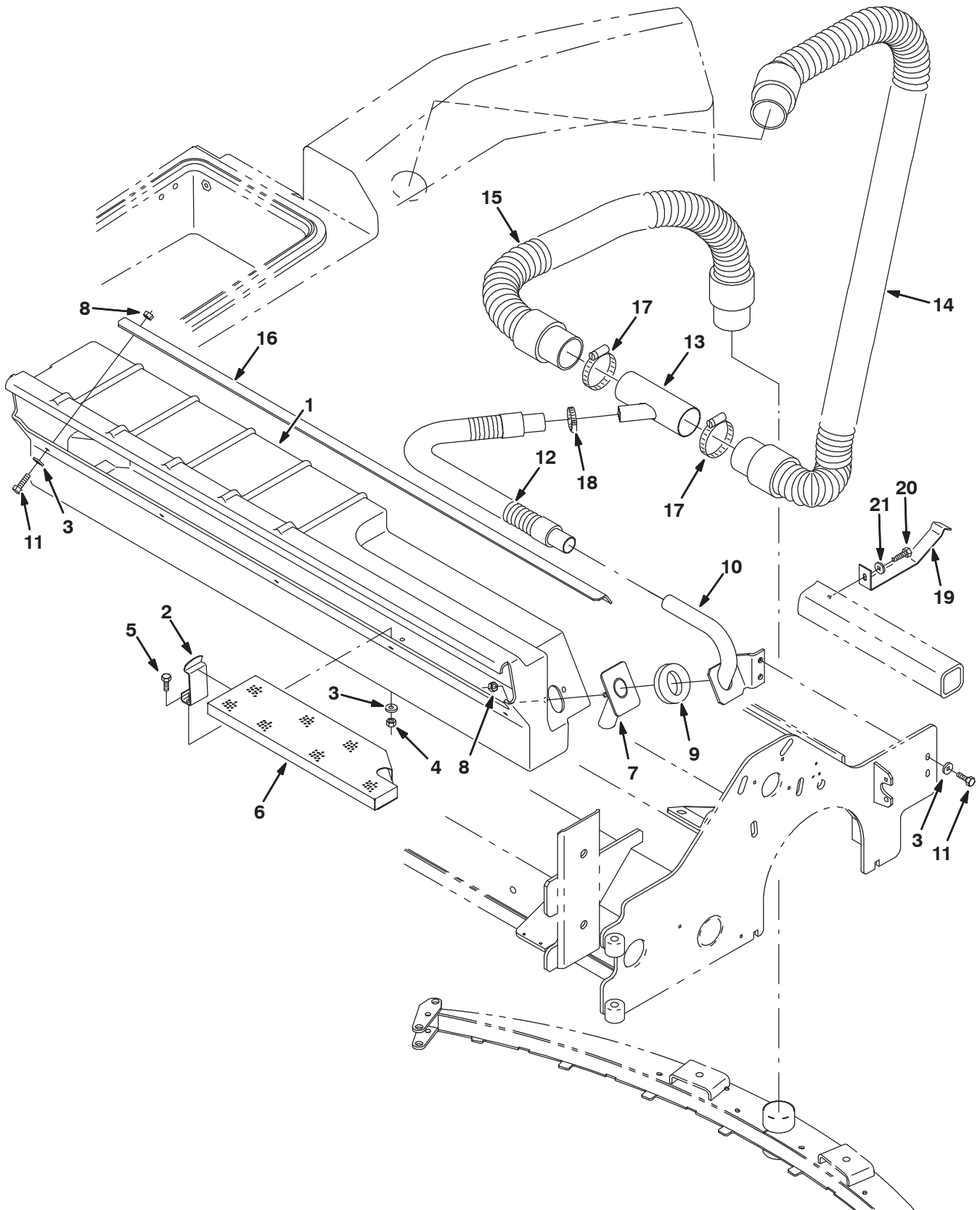


Fig. 36 - MaxPro 1200 (Cylindrical Brush) Vacuumized Debris Tray Group

Ref.	Part No.	Serial Number	Description	Qty.
1	386513	(0000-) Tray, Debris, 48.0l	1
2	87244	(0000-) Clip, Spring, Prop Arm	1
3	01684	(0000-) Washer, Flt, .25 Ss	14
4	08712	(0000-) Nut, Hex, Lock, M06 X 1.0, NI, Ss	2
5	09744	(0000-) Screw, Hex, M06 X 1.0 X 12, Ss	2
6	386500	(0000-) Screen Wldt	1
7	1057520	(0000-) Tube Wldt, Vacuum, Scrbr Head, Iron Gray	1
8	08712	(0000-) Nut, Hex, Lock, M06 X 1.0, NI, Ss	7
9	386504	(0000-) Gasket, Foam	1
10	1057521	(0000-) Tube Wldt, Upper, Iron Gray	1
11	08716	(0000-) Screw, Hex, M06 X 1.0 X 20, Ss	7
12	222788	(0000-xxxx) Hose Assy, W/2cuff, 1.0d, 23l	1
12	387517	(xxxx-) Hose Assy, W/2cuff, 1.0d, 41l	1
13	386518	(0000-) Tube Wldt	1
14	386514	(0000-xxxx) Hose, Vacuum, 58.5l	1
14	1005133	(xxxx-) Hose Assy, W/2cuff, 2.0d 75l	1
15	387256	(0000-xxxx) Hose, Vacuum, 35.0l	1
15	1005135	(xxxx-) Hose Assy, W/2cuff, 2.0d 26l	1
16	1057527	(0000-) Angle, Iron Gray	1
17	14432	(0000-) Clamp, Hose, Wormdrive, 1.81-2.75d	2
18	11399	(0000-) Clamp, Hose, Wormdrive, 0.81-1.50d	1
19	1002464	(xxxx-) Bracket, Tube , Tee	1
20	361339	(xxxx-) Screw, Hex, M 6 X 1.0 X 16, Fmg	1
21	32483	(xxxx-) Washer, Flat, 0.25 Sae	1

Fig. 37 - ec-H2O Solution Pump Group

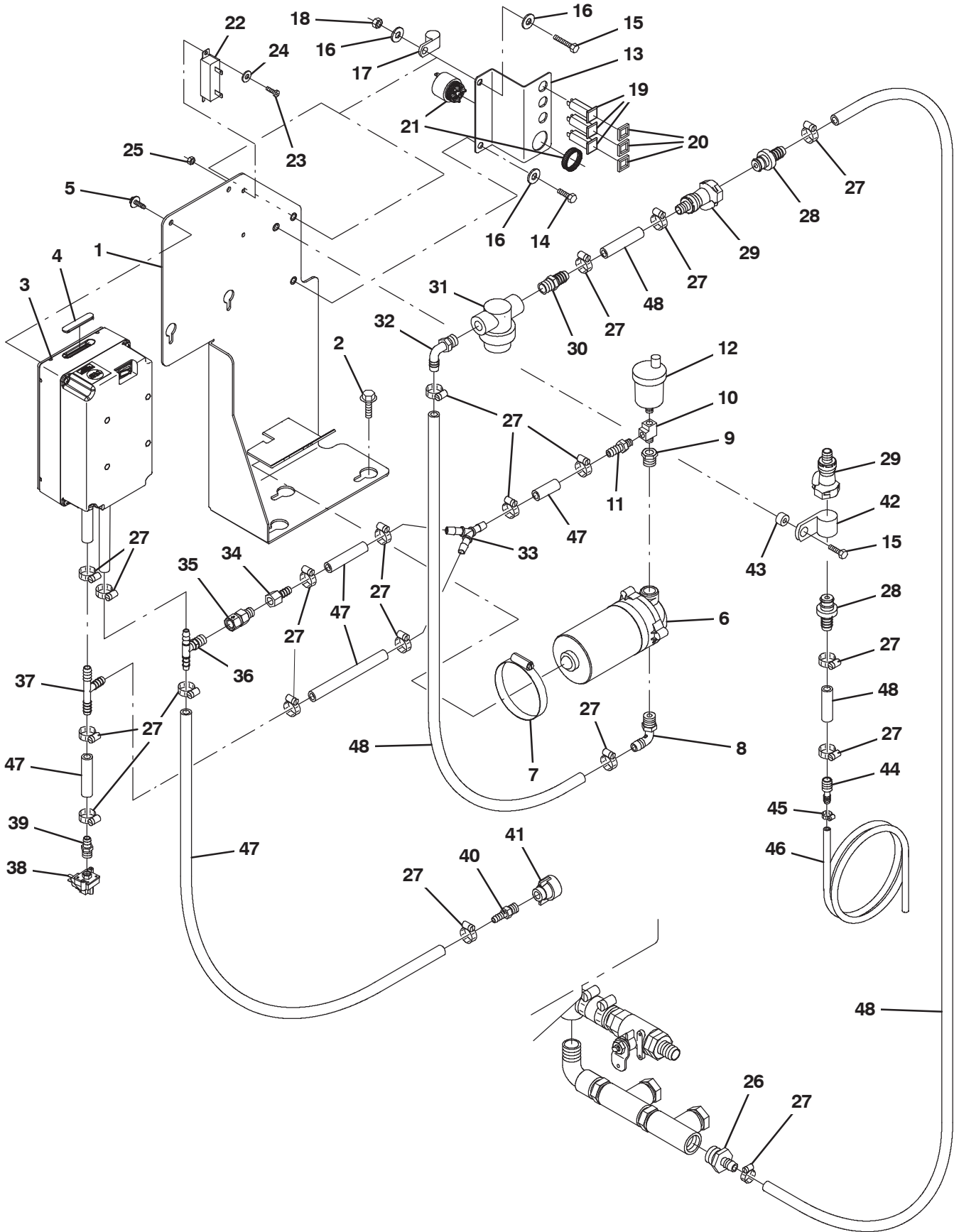


Fig. 37 - ec-H2O Solution Pump Group

Ref.	Part No.	Serial Number	Description	Qty.
1	1055336	(0000-) Bracket Wldt, Module	1
2	1037346	(0000-) Screw, Hex, M8 X 1.25 X 25, 9.8, Sems	3
3	9006270	(0000-) Module Kit, Replmt [ec-H2O] (See Breakdowns)	1
4	1054776	(0000-) Grommet, Blind	1
5	1040467	(0000-) Screw, Hex, M6 X 1.00 X 20, 9.8, Sems	4
6	1005866	(0000-) Pump, Solt, Ele, 36vdc (See Breakdowns)	1
7	17188	(0000-) Clamp, Hose, Wormdrive, 2.50-3.50d, .50w	1
8	64778	(0000-) Fitting, Plstc, E90, Bm08/Pm06	1
9	24698	(0000-) Fitting, Brs, Str, Pf02/Pm06	1
10	26426	(0000-) Fitting, Brs, Tee, Pf02/Pf02/Pm02, Run	1
11	1005375	(0000-) Fitting, Plstc, Str, Bm06/Pm02, Nyl	1
12	1017386	(0000-) Valve, Vent, Air, Float Type	1
13	1052683	(0000-) Bracket, Component	1
14	16735	(0000-) Screw, Hex, M8 X 1.25 X 16, 8.8	1
15	76570	(0000-) Screw, Hex, M8 X 1.25 X 30, 8.8	2
16	32490	(0000-) Washer, Flat, 0.25, Std	3
17	82829	(0000-) Clamp, Cable, Stl, 0.63d X 0.75w, 1hole	1
18	08709	(0000-) Nut, Hex, Lock, M8 X 1.25, NI	1
19	1053078	(0000-) Circuitbreaker, 2.0a, Resetable	3
20	1046173	(0000-) Boot, Circuitbreaker	3
21	1052726	(0000-) Alarm, 9-48vdc, 95 Db(A) [Ec-H2O]	1
22	1056416	(0000-) Resistor, 011.00 Ohm, 0040Watt [5%]	1
23	12312	(0000-) Screw, Hex, M5 X 0.80 X 12, 8.8	2
24	01683	(0000-) Washer, Flat, 10, Ss	2
25	07789	(0000-) Nut, Hex, Flng, M5 X 0.80	2
26	79273-1	(0000-) Fitting, Plstc, Str, Bm08/Pm12	1
27	54333	(0000-) Clamp, Hose, Wormdrive, 0.31-0.88d, .31w	19
28	1017415	(0000-) Insert, Cplg, Qm, Bm08	2
29	1017413	(0000-) Housing, Cplg, Qf / Pm08	2
30	64743	(0000-) Fitting, Plstc, Str, Bm08/Pm06	1
31	1005302	(0000-) Filter, In-Line, Pf06/Pf06 080mesh 02.6l	1
32	64778	(0000-) Fitting, Plstc, E90, Bm08/Pm06	1
33	1017255	(0000-) Fitting, Plstc, Y, Bm06/Bm06/Bm06, Nyl	1
34	150511	(0000-) Fitting, Brs, Str, Bm06/Pf04	1
35	1055255	(0000-) Valve, Check, 0030psi Pm04/Pf04	1
36	1052832	(0000-) Fitting, Plstc, Tee, Bm05/Bm05/Pm04	1
37	87173	(0000-) Fitting, Plstc, Tee, Bm06/Bm06/Bm06	1
38	1055254	(0000-) Switch, Press, 25 Psi, Pm02	1
39	150016	(0000-) Fitting, Brs, Str, Bm06/Pf02, Spcl	1
40	1052017	(0000-) Fitting, Plstc, Str, Bm05/Pm04	1
41	1043866	(0000-) Fitting Assy, Qdc, Pf04	1
42	40678-1	(0000-) Clamp, Cable, Stl, 0.88d X 0.62w, 1hole	1
43	360352	(0000-) Tube, 0.34id 0.62od 00.2l, Stl	1
44	630164	(0000-) Fitting, Plstc, Str, Bm04/Bm08	1
45	43844	(0000-) Clamp, Hose, Wormdrive, 0.25-0.62d, .31w	1
46	1011411	(0000-) Hose, Afmkt, Pvc, Brd, 0.25id, 03ft	1
47	1052336	(0000-) Hose, Afmkt, Pvc, Brd, 0.31id, 03Ft, Clr	1
48	1011412	(0000-) Hose, Afmkt, Pvc, Brd, 0.50id, 08ft, Clr	1

Fig. 38 - ec-H20 Switch and Label Group

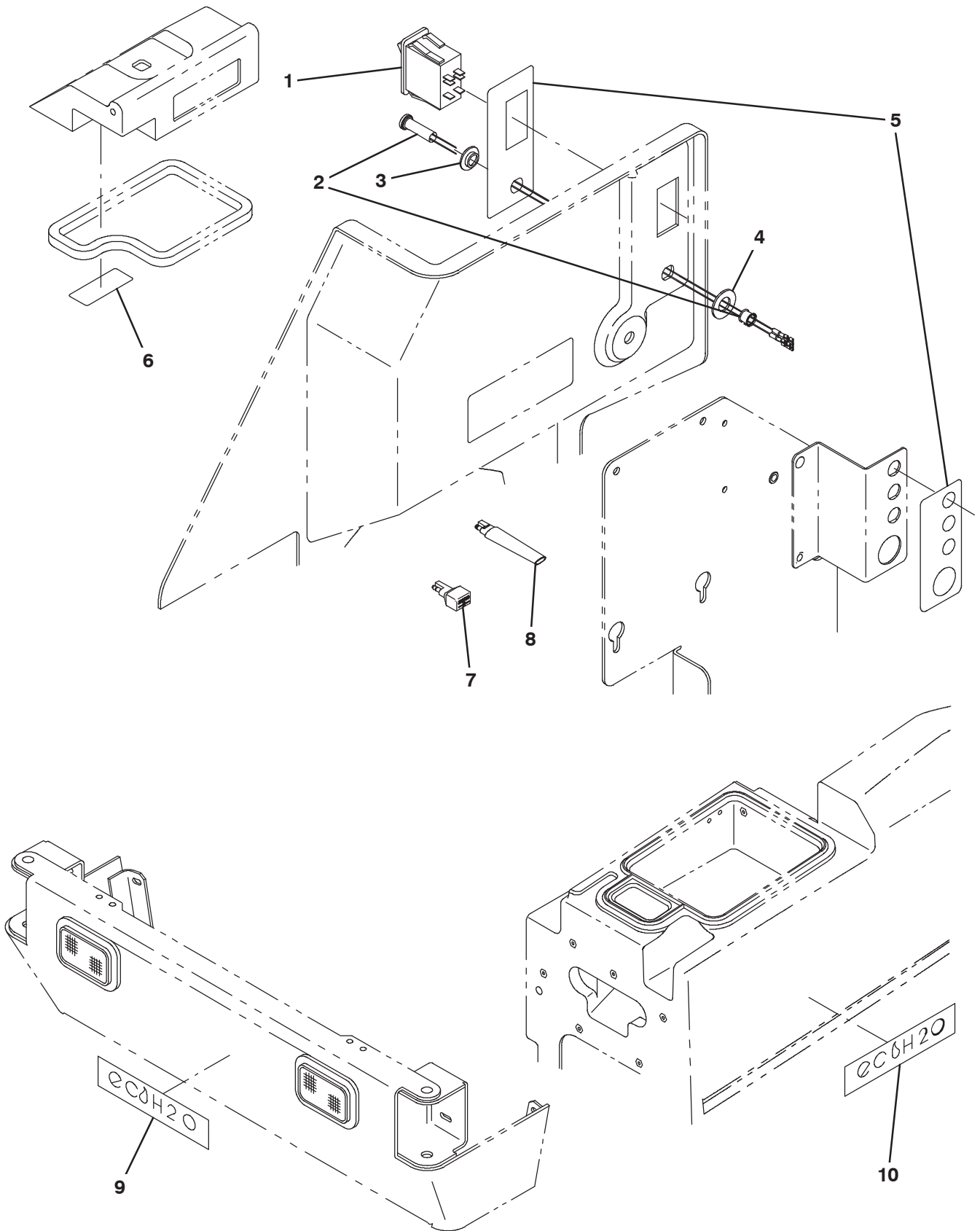


Fig. 38 - ec-H20 Switch and Label Group

Ref.	Part No.	Serial Number	Description	Qty.
1	377084	(0000-) Switch, Rocker, Prgrsv	1
2	1041822	(0000-) Light, Led, .312d, 2 Volt [Tri-Color]	1
3	1055883	(0000-) Bushing, Light, Led	1
4	43454	(0000-) Washer, Flat, 0.34b 0.69d .06, Nyl	1
5	1056331	(0000-) Label Set, Opertnl [7300 ec-H2O]	1
6	1050003	(0000-) Label [User, Attention, Ec-H2o]	1
7	222290	(0000-) Diode, Ele, Plug	1
8	1040868	(0000-) Capacitor, Plug [.01 Uf, 200v]	1
9	1052755	(0000-) Label, Front [Ec-H2o, T15]	1
10	1056944	(0000-) Label, Tank [ec-H2O]	2

Fig. 40 - ec-H2O Install Kits

Ref.	Part No.	Serial Number	Description	Qty.
1	9006106	(0000-) Ec-H2o Kit, Cylrcl, 1000mm, Ci [73/8300]	1
2	9006107	(0000-) Ec-H2o Kit, Cylrcl, 1200mm, Ci[73/8300]	1
2	9006108	(0000-) Ec-H2o Kit, Disk, Ci [7300/8300]	1

Fig. 41 - Positive Solution Control Drain Kit, Recovery Tank (0000-0199)

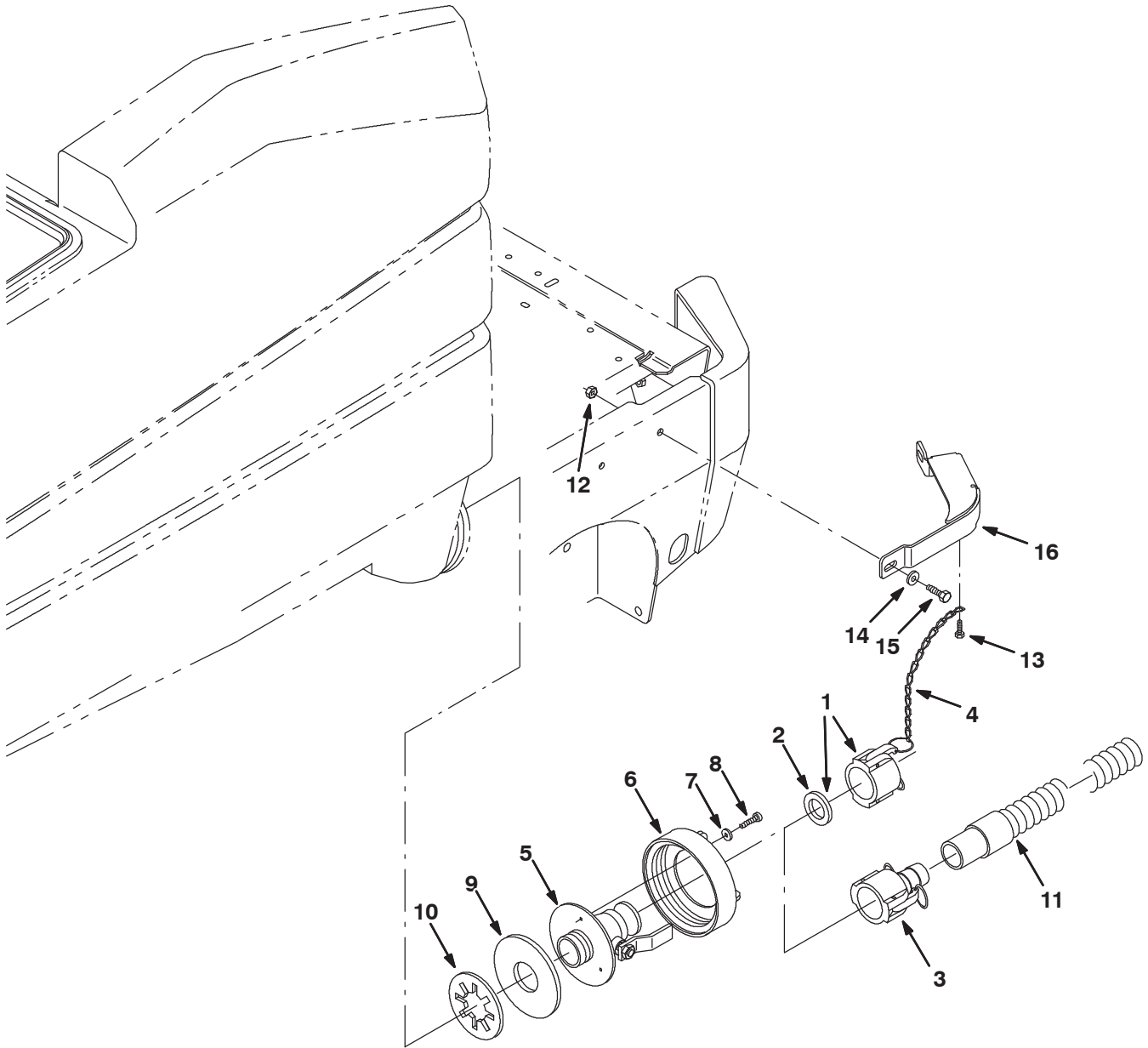


Fig. 41 - Positive Solution Control Drain Kit, Recovery Tank (0000-0199)

Ref.	Part No.	Serial Number	Description	Qty.
▽	387127	(0000-0199)) Kit, Ci, Drain, Soltn, Pos, Cntrl, Recvy	1
▲▽	387221	(0000-0199)) Cap Assy	1
▲▲	1 48733	(0000-0199)) Cap, Dust	1
▲▲	2 371905	(0000-0199)) Gasket, Cap, Dust	1
▲	3 48734	(0000-0199)) Fitting, Coupler, Hose, Shank, Fem	1
▲	4 19903	(0000-0199)) Chain, Sash, #35, 07.2l 13 Link	1
▲	5 1049269	(0000-0199)) Valve, Ball, Drain, 1.50ID, Ss, Rwk	1
▲	6 23456	(0000-0199)) Cap, Tank, Drain, 6.17 Thread Pye	1
▲	7 01684	(0000-0199)) Washer, Flt, .25 Ss	3
▲	8 09744	(0000-0199)) Screw, Hex, M6 X 1.00 X 12, Ss	3
▲	9 1031700	(0000-0199)) Gasket, .19, 2.00Id 5.38OD [BUNA]	1
▲	10 20932	(0000-0199)) Washer, Polye	1
▲	11 75635	(0000-0199)) Hose Assy, W/1cuff, 1.5d 120l 1.5/	1
▲	12 07792	(0000-0199)) Nut, Hex, Flng, M10 X 1.5	2
▲	13 74455	(0000-0199)) Screw, Hex, M6 X 1.0 X 12, Fmg	1
▲	14 32492	(0000-0199)) Washer, Flt, .38 Std	2
▲	15 39284	(0000-0199)) Screw, Hex, M10 X 1.5 X 35, 8.8	2
▲	16 387213	(0000-0199)) Bumper, Posi Drain, Recvy Side	1

Fig. 42 - Positive Solution Control Drain Kit, Recovery Tank (0200-)

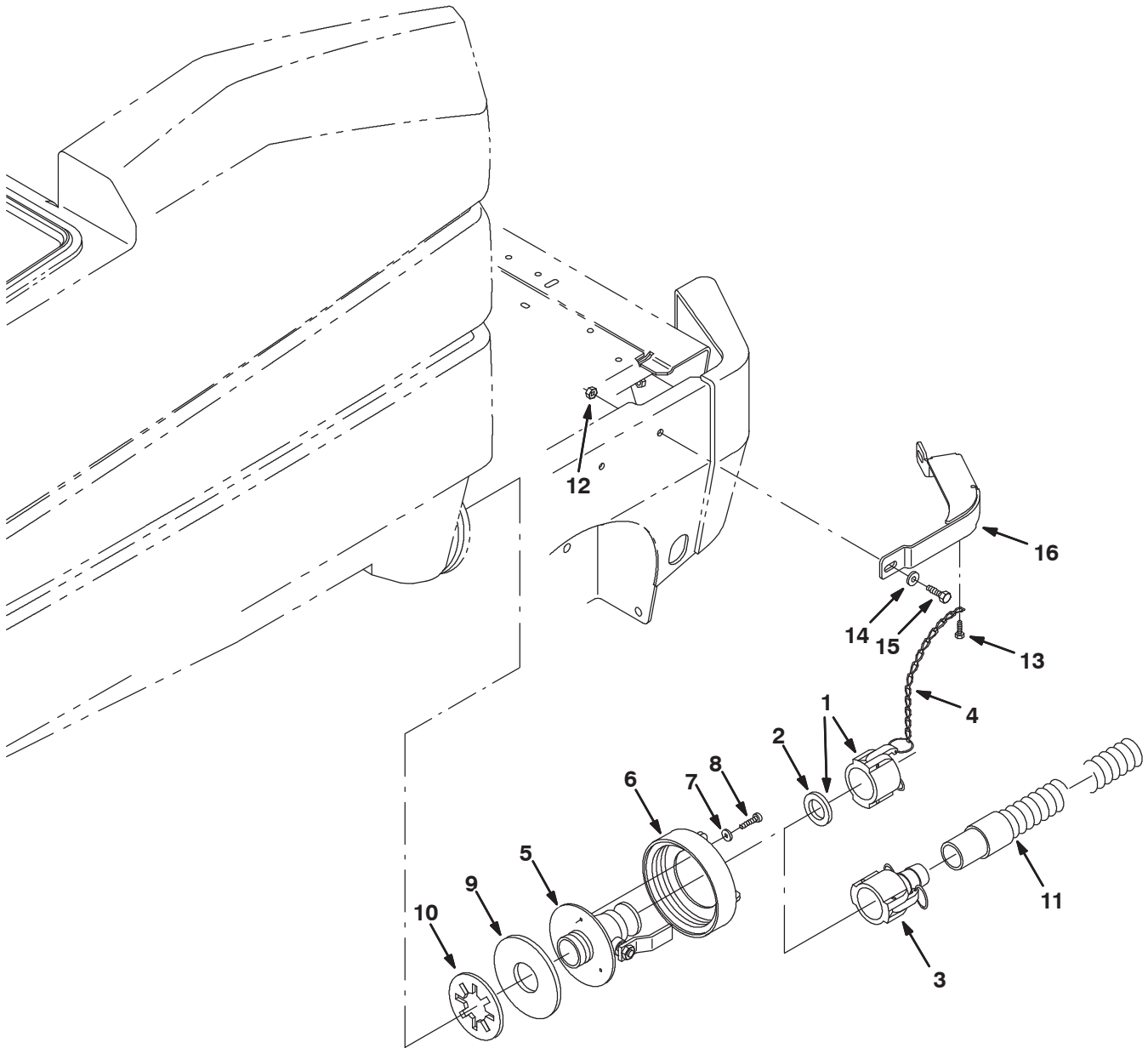


Fig. 42 - Positive Solution Control Drain Kit, Recovery Tank (0200-)

Ref.	Part No.	Serial Number	Description	Qty.
▽	9006940	(0200-) Drain Kit, Gray, Ci [Posi Cntrl/Recvy]	1
▲▽	387221	(0200-) Cap Assy	1
▲▲	1 48733	(0200-) Cap, Dust	1
▲▲	2 371905	(0200-) Gasket, Cap, Dust	1
▲	3 48734	(0200-) Fitting, Coupler, Hose, Shank, Fem	1
▲	4 19903	(0200-) Chain, Sash, #35, 07.2l 13 Link	1
▲	5 1049269	(0200-) Valve, Ball, Drain, 1.50ID, Ss, Rwk	1
▲	6 23456	(0200-) Cap, Tank, Drain, 6.17 Thread Pye	1
▲	7 01684	(0200-) Washer, Flt, .25 Ss	3
▲	8 09744	(0200-) Screw, Hex, M6 X 1.00 X 12, Ss	3
▲	9 1031700	(0200-) Gasket, .19, 2.00ld 5.38OD [BUNA]	1
▲	10 20932	(0200-) Washer, Polye	1
▲	11 75635	(0200-) Hose Assy, W/1cuff, 1.5d 120l 1.5/	1
▲	12 07792	(0200-) Nut, Hex, Flng, M10 X 1.5	2
▲	13 74455	(0200-) Screw, Hex, M6 X 1.0 X 12, Fmg	1
▲	14 32492	(0200-) Washer, Flt, .38 Std	2
▲	15 39284	(0200-) Screw, Hex, M10 X 1.5 X 35, 8.8	2
▲	16 1056799	(0200-) Bumper, Side, Recvy, Gray [Posi Drain]	1

Fig. 43 - Positive Solution Control Drain Kit, Solution Tank (0000-0199)

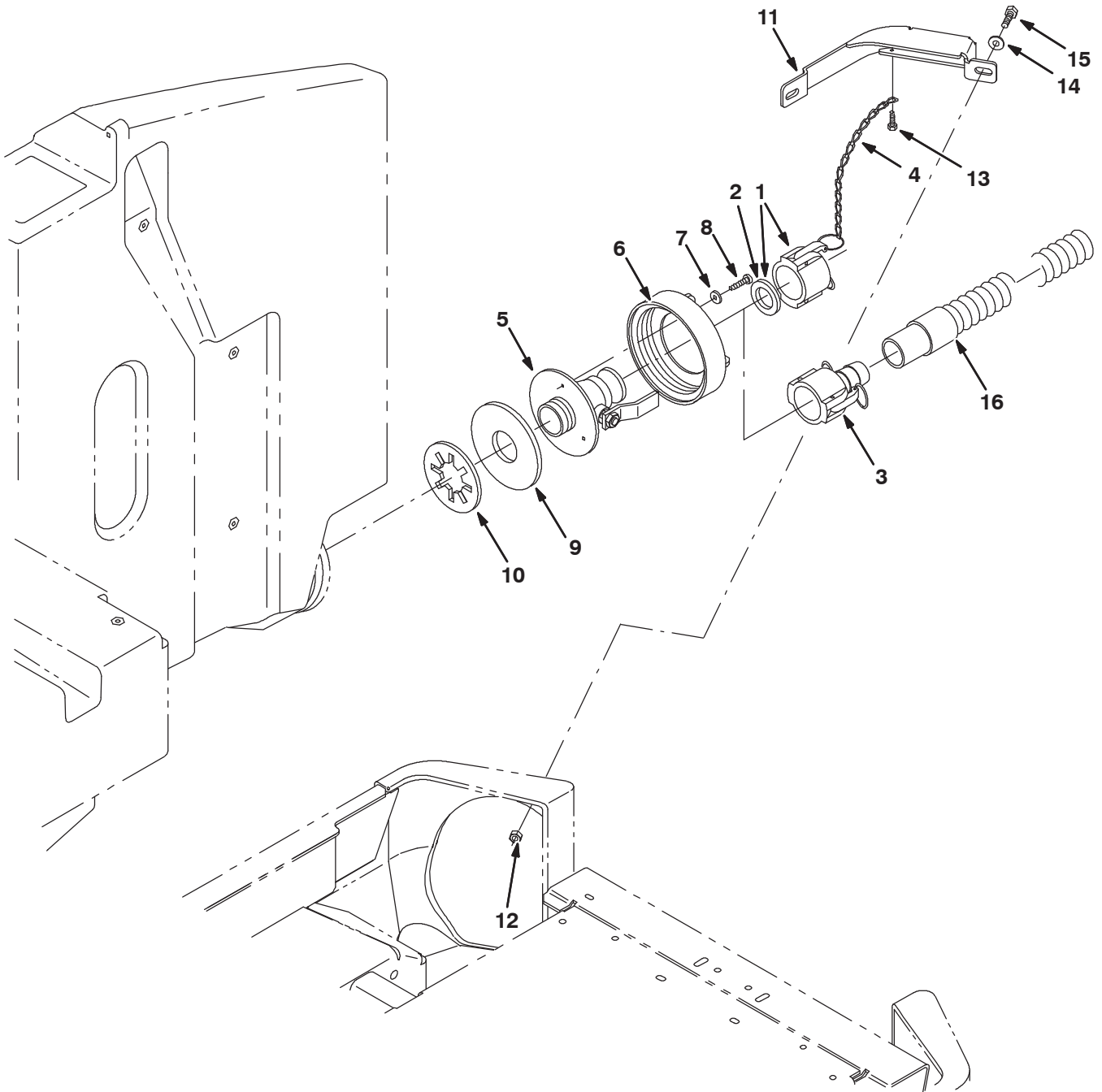


Fig. 43 - Positive Solution Control Drain Kit, Solution Tank (0000-0199)

Ref.	Part No.	Serial Number	Description	Qty.
▽	387483	(0000-0199)) Kit, Ci, Drain, Soltn, Pos Cntrl, Soltn	1
▲▽	1 48733	(0000-0199)) Cap, Dust	1
▲▲	2 371905	(0000-0199)) Gasket, Cap, Dust	1
▲	3 48734	(0000-0199)) Fitting, Coupler, Hose, Shank, Fem	1
▲	4 19903	(0000-0199)) Chain, Sash, #35, 07.2l 13 Link	1
▲	5 1049269	(0000-0199)) Valve, Ball, Drain, 1.50ID, Ss, Rwk	1
▲	6 23456	(0000-0199)) Cap, Tank, Drain, 6.17 Thread Pye	1
▲	7 01684	(0000-0199)) Washer, Flt, .25 Ss	3
▲	8 09744	(0000-0199)) Screw, Hex, M6 X 1.00 X 12, Ss	3
▲	9 1031700	(0000-0199)) Gasket, .19, 2.00ld 5.38OD [BUNA]	1
▲	10 20932	(0000-0199)) Washer, Polye	1
▲	11 387126	(0000-0199)) Bumper, Posi Drain, Recvy Side	1
▲	12 07792	(0000-0199)) Nut, Hex, Flng, M10 X 1.5	2
▲	13 74455	(0000-0199)) Screw, Hex, M6 X 1.0 X 12, Fmg	1
▲	14 32492	(0000-0199)) Washer, Flt, .38 Std	2
▲	15 39284	(0000-0199)) Screw, Hex, M10 X 1.5 X 35, 8.8	2
▲	16 75635	(0000-0199)) Hose Assy, W/1cuff, 1.5d 120l 1.5/	1

Fig. 44 - Positive Solution Control Drain Kit, Solution Tank (0200-)

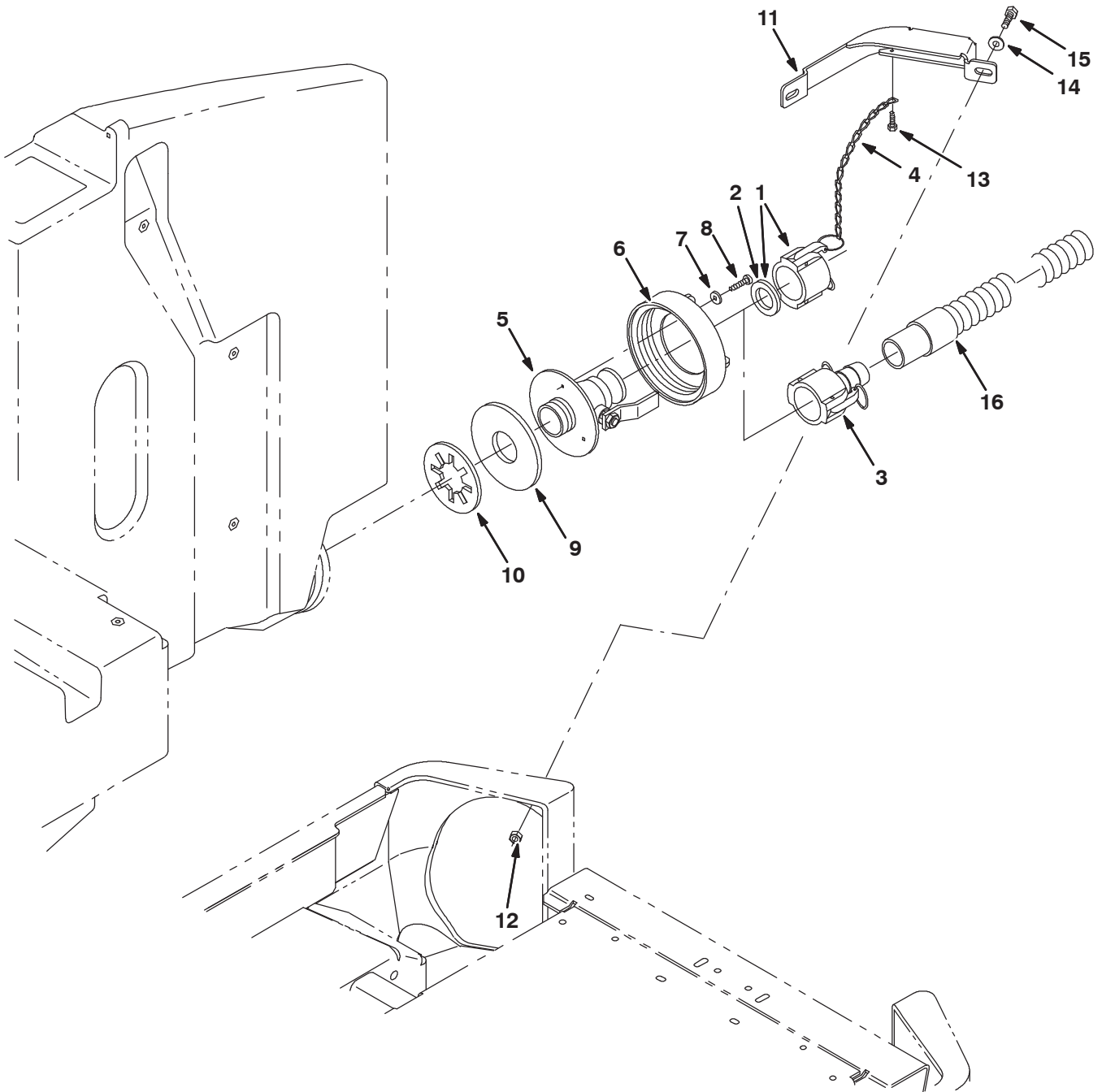


Fig. 44 - Positive Solution Control Drain Kit, Solution Tank (0200-)

Ref.	Part No.	Serial Number	Description	Qty.
▽	9006959	(0200-) Drain Kit, Gray, Ci [Posi Cntrl/Soltn]	1
▲▽	1 48733	(0200-) Cap, Dust	1
▲▲	2 371905	(0200-) Gasket, Cap, Dust	1
▲	3 48734	(0200-) Fitting, Coupler, Hose, Shank, Fem	1
▲	4 19903	(0200-) Chain, Sash, #35, 07.2l 13 Link	1
▲	5 1049269	(0200-) Valve, Ball, Drain, 1.50ID, Ss, Rwk	1
▲	6 23456	(0200-) Cap, Tank, Drain, 6.17 Thread Pye	1
▲	7 01684	(0200-) Washer, Flt, .25 Ss	3
▲	8 09744	(0200-) Screw, Hex, M6 X 1.00 X 12, Ss	3
▲	9 1031700	(0200-) Gasket, .19, 2.00ld 5.38OD [BUNA]	1
▲	10 20932	(0200-) Washer, Polye	1
▲	11 1056796	(0200-) Bumper, Side, Soltn, Gray [Posi Drain]	1
▲	12 07792	(0200-) Nut, Hex, Flng, M10 X 1.5	2
▲	13 74455	(0200-) Screw, Hex, M6 X 1.0 X 12, Fmg	1
▲	14 32492	(0200-) Washer, Flt, .38 Std	2
▲	15 39284	(0200-) Screw, Hex, M10 X 1.5 X 35, 8.8	2
▲	16 75635	(0200-) Hose Assy, W/1cuff, 1.5d 120l 1.5/	1

Fig. 45 - Detergent Metering Kit

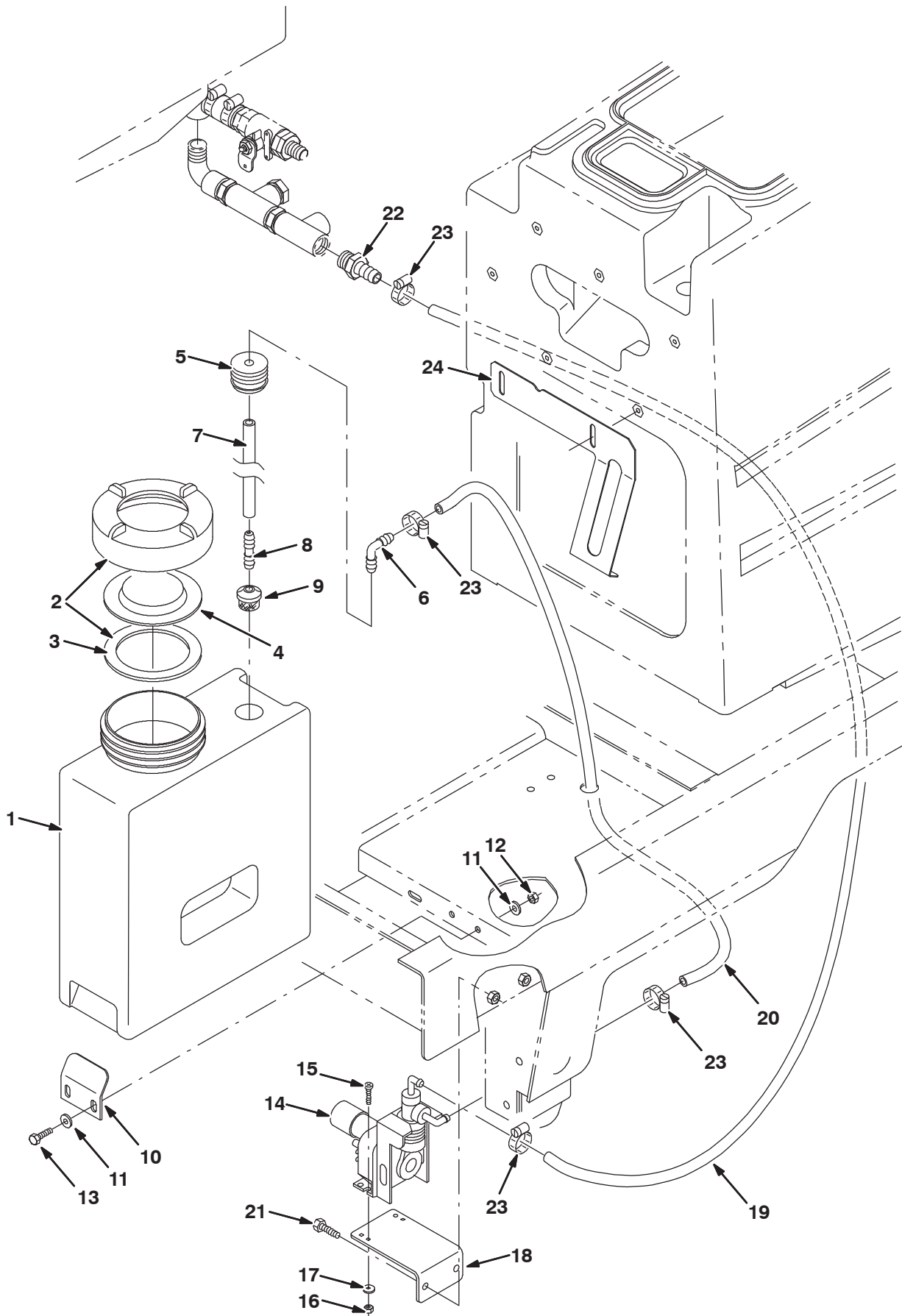


Fig. 45 - Detergent Metering Kit

Ref.	Part No.	Serial Number	Description	Qty.
▽	386482	(0000-) Kit, Ci, Detgt Metering	1
▲	1 386163	(0000-) Tank, Detergent	1
▲▽	2 24358	(0000-) Cap, Tank	1
▲▲	3 1031699	(0000-) Gasket, .19, 4.05id 5.29od [Buna]	1
▲	4 86636	(0000-) Cover, Tank	1
▲	5 20944	(0000-) Grommet, Pye, 0.37id, F/ 1.5h, .13matl	2
▲	6 20951	(0000-) Fitting, Plstc, E90, 06bm/06bm	1
▲	7 382452	(0000-) Hose, Pvc, Brd, 0.38id 0.60od 15.00l	1
▲	8 20950	(0000-) Fitting, Plstc, Str, Bm06/Bm06	1
▲	9 20952	(0000-) Screen, Pump	1
▲	10 1056867	(0000-) Plate, Mtg, Tank, Detgt, Iron Gray	1
▲	11 01685	(0000-) Washer, Flt, .31 Ss	4
▲	12 08713	(0000-) Nut, Hex, Lock, M08 X 1.25,NI, Ss	2
▲	13 09023	(0000-) Screw, Hex, M08 X 1.25 X 35, Ss	2
▲	14 386364	(0000-) Pump, Detgt, 36vdc (See Breakdown)	1
▲	15 12323	(0000-) Screw, Pan, M04 X 0.7 X 20, Ss	4
▲	16 33932	(0000-) Nut, Hex, Lock, M04 X 0.7, NI, Ss	4
▲	17 41579	(0000-) Washer, Flt, #08 Ss	4
▲	18 1056872	(0000-) Angle, Mtg, Pump, Detgt, Iron Gray	1
▲	19 387049	(0000-) Hose, Vyl, Brd .38id .60od 45.0l	1
▲	20 364669	(0000-) Hose, Pvc, Brd, 0.38id 0.60od 66.00l	1
▲	21 09023	(0000-) Screw, Hex, M08 X 1.25 X 35, Ss	2
▲	22 73467	(0000-) Fitting, Plstc, Str, Bm06/Pm12	1
▲	23 43844	(0000-) Clamp, Hose, Wormdrive, 0.25-0.62d	4
▲	24 386432	(0000-) Bracket, Retaining, Tank, Detgt	1

Fig. 46 - Power Wand Hose Assembly

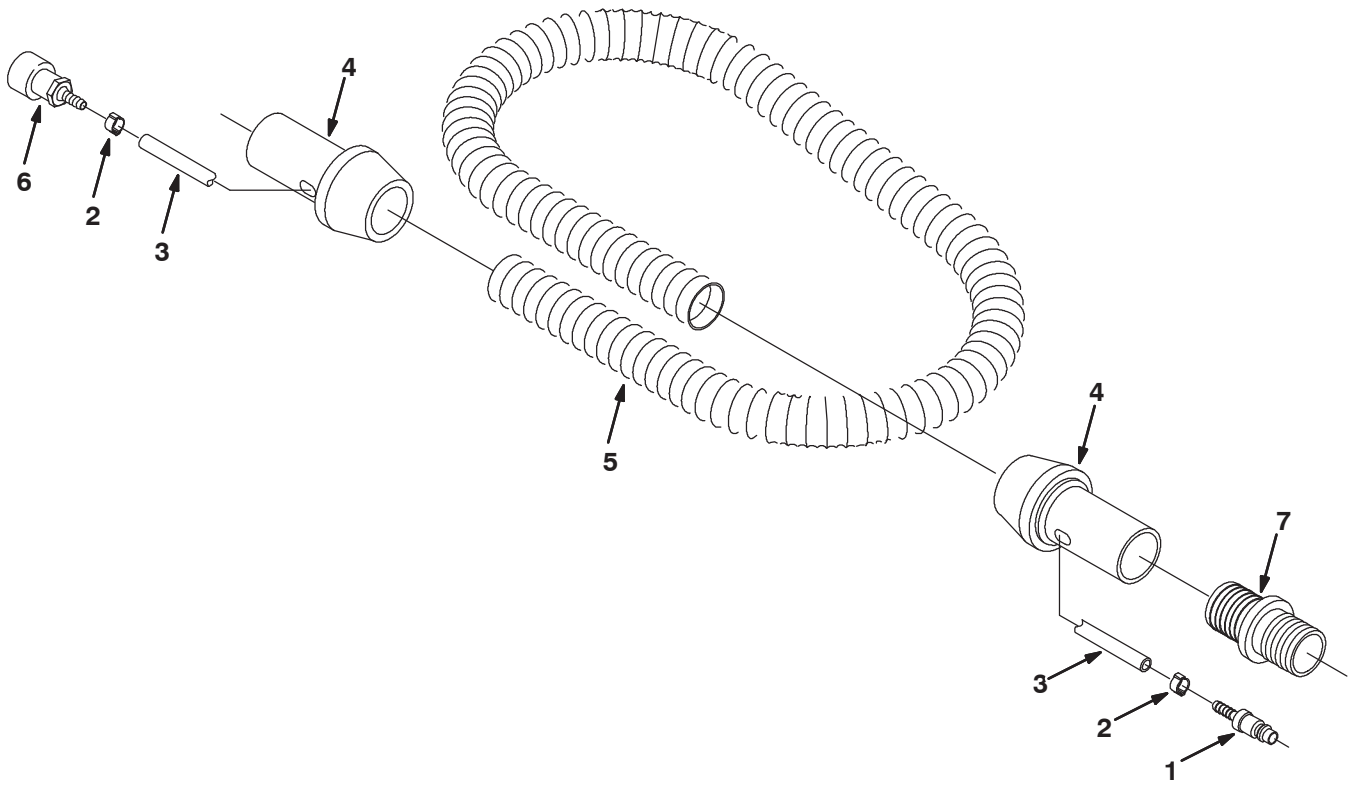


Fig. 46 - Power Wand Hose Assembly

NOTE: Power Wand Kit (0000-0199), Part Number 387147, includes; Fig. 46, Fig. 47, Fig. 48, and Fig. 49.

NOTE: Power Wand Kit (0200-), Part Number 9006944, includes; Fig. 46, Fig. 47, Fig. 48, and Fig. 49.

Ref.	Part No.	Serial Number	Description	Qty.
▽	65341	(0000-) Hose Assembly	1
▲	1 578318000	(0000-) Fitting, Quick Disconnect	1
▲	2 578160000	(0000-) Clamp, Hose	2
▲	3 578820000	(0000-) Hose	1
▲	4 578072000	(0000-) Cuff, Swivel	2
▲	5 578276000	(0000-) Hose, Vacuum	1
▲	6 578071000	(0000-) Fitting, Quick Disconnect	1
	7 48609	(0000-) Fitting, Plstc, Str, Bm24/Bm32	1

Fig. 47 - Power Wand Assembly

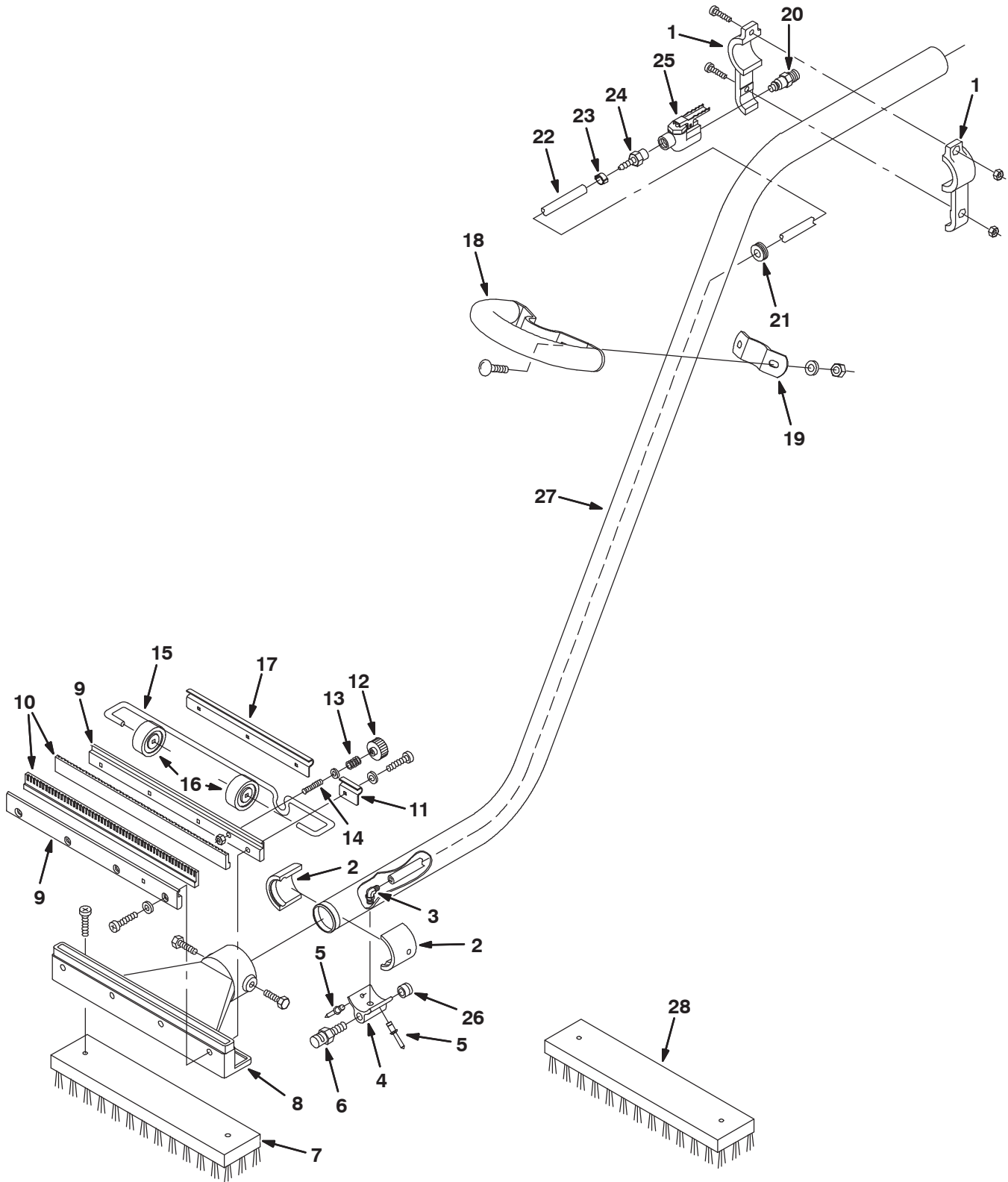


Fig. 47 - Power Wand Assembly

NOTE: Power Wand Kit (0000-0199), Part Number 387147, includes; Fig. 46, Fig. 47, Fig. 48, and Fig. 49.

NOTE: Power Wand Kit (0200-), Part Number 9006944, includes; Fig. 46, Fig. 47, Fig. 48, and Fig. 49.

Ref.	Part No.	Serial Number	Description	Qty.
▽	65340	(0000-) Kit, Wand, Power [5400]	1
▲	1 578077000	(0000-) Bracket, Mtg	1
▲	2 578061000	(0000-) Adaptor	2
▲	3 578214000	(0000-) Fitting, Elbow	1
▲	4 579112	(0000-) Adaptor	1
▲	5 602036000	(0000-) Rivet, Pop	2
▲	6 578066000	(0000-) Nozzle, Spray	1
▲	7 65610	(0000-) Brush, Block, Scrub, Poly	1
▲	8 578063000	(0000-) Head, Wand	1
▲	9 578078000	(0000-) Strip, Retainer	2
▲	10 578074000	(0000-) Blade, Squeegee	2
▲	11 578124000	(0000-) Bracket	1
▲	12 578439	(0000-) Nut, Thumb, M6 X 30mm Dia	1
▲	13 578228000	(0000-) Spring, Compression	1
▲	14 578143000	(0000-) Stud, Adj	1
▲	15 578126000	(0000-) Axle, Wand	1
▲	16 578125000	(0000-) Wheel	2
▲	17 578123000	(0000-) Bracket	1
▲	18 578155000	(0000-) Handle, Wand	1
▲	19 578154000	(0000-) Handle, Wand	1
▲	20 578091000	(0000-) Plug, Qm, .25npt	1
▲	21 578164000	(0000-) Grommet	1
▲	22 578821000	(0000-) Hose, Wand	1
▲	23 578161000	(0000-) Clamp, Hose	2
▲	24 578094000	(0000-) Fitting, Hose, Barbed, .25npt Mal	1
▲	25 578064000	(0000-) Valve, Water	1
▲	26 150208	(0000-) Plug	1
▲	27 578060000	(0000-) Wand	1
▲	28 65582	(0000-) Brush, Block, Scrub, Ab	1

Fig. 48 - Power Wand Pump and Fittings Group

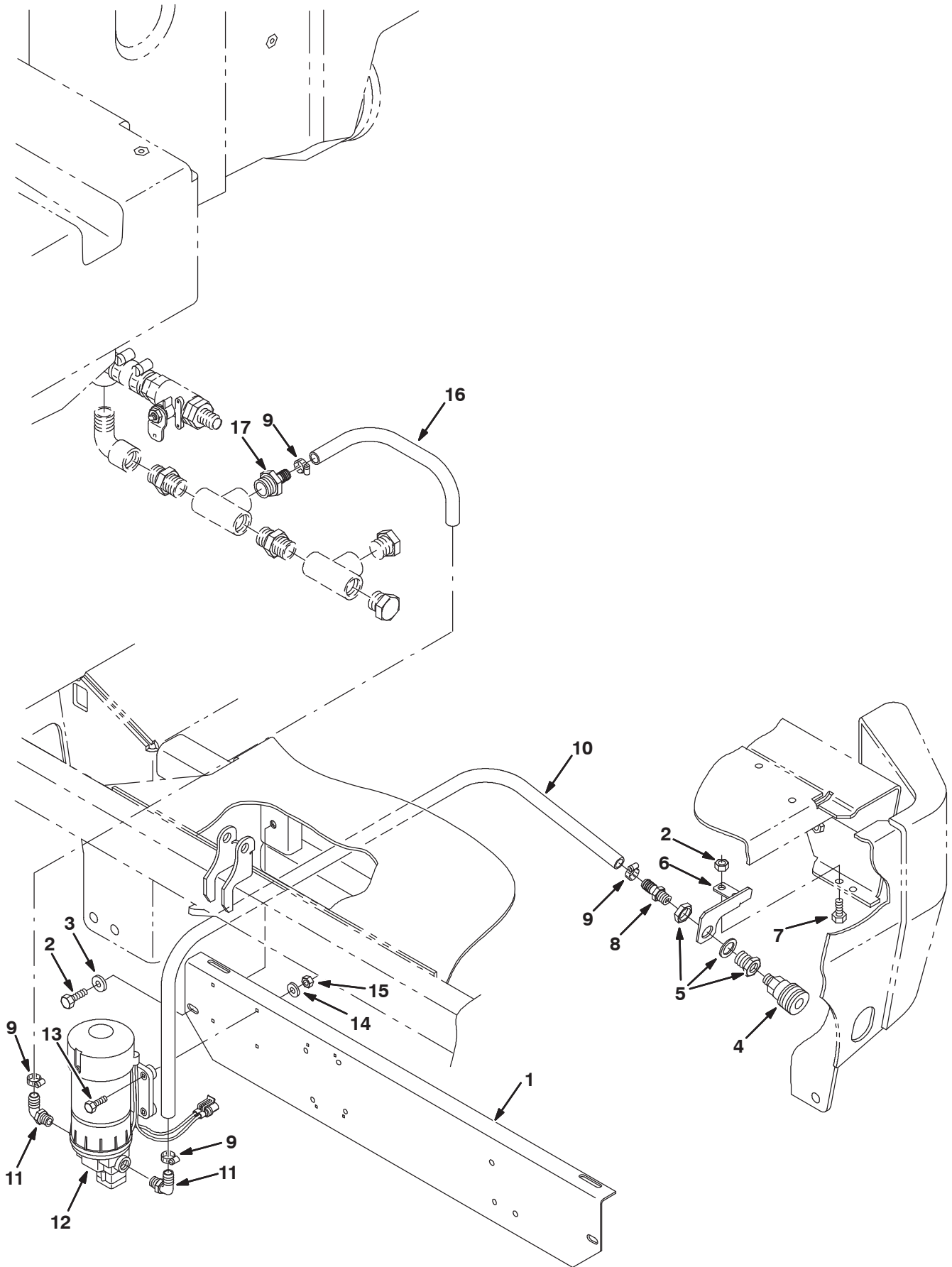


Fig. 48 - Power Wand Pump and Fittings Group

NOTE: Power Wand Kit (0000-0199), Part Number 387147, includes; Fig. 46, Fig. 47, Fig. 48, and Fig. 49.

NOTE: Power Wand Kit (0200-), Part Number 9006944, includes; Fig. 46, Fig. 47, Fig. 48, and Fig. 49.

Ref.	Part No.	Serial Number	Description	Qty.
1	1056864	(0000-) Angle, Mtg, Es, Iron Gray	1
2	09010	(0000-) Screw, Hex, M08 X 1.25 X 25, Ss	4
3	01685	(0000-) Washer, Flt, .31 Ss	2
4	65342	(0000-) Fitting, Brs, Qdc, Pm04/Qf06	1
5	78122	(0000-) Fitting, Brs, Str, Pf04/Pf04 Bkhd	1
6	1056865	(0000-) Bracket, Wand, Power, Iron Gray	1
7	08713	(0000-) Nut, Hex, Lock, M08 X 1.25, NI, Ss	2
8	48610	(0000-) Fitting, Plstc, Str, Bm08/Pm04	1
9	54333	(0000-) Clamp, Hose, Wormdrive, 0.31-0.88d	4
10	84057	(0000-) Hose, Pvc, Wir, 0.50id 0.74od 47.00l	1
11	65581	(0000-) Fitting, Plstc, E90, Bm08/Pm04	2
12	387321	(0000-) Pump Assy, Power Wand (See Breakdown)	1
13	09007	(0000-) Screw, Hex, M06 X 1.0 X 25, Ss	4
14	01684	(0000-) Washer, Flt, .25 Ss	4
15	08712	(0000-) Nut, Hex, Lock, M06 X 1.0, NI, Ss	4
16	63184	(0000-) Hose, Pvc, Wir, 0.50id 0.75od 15.50l	1
17	79273-1	(0000-) Fitting, Plstc, Str, Bm08/Pm12	1

Fig. 49 - Power Wand Mount Group

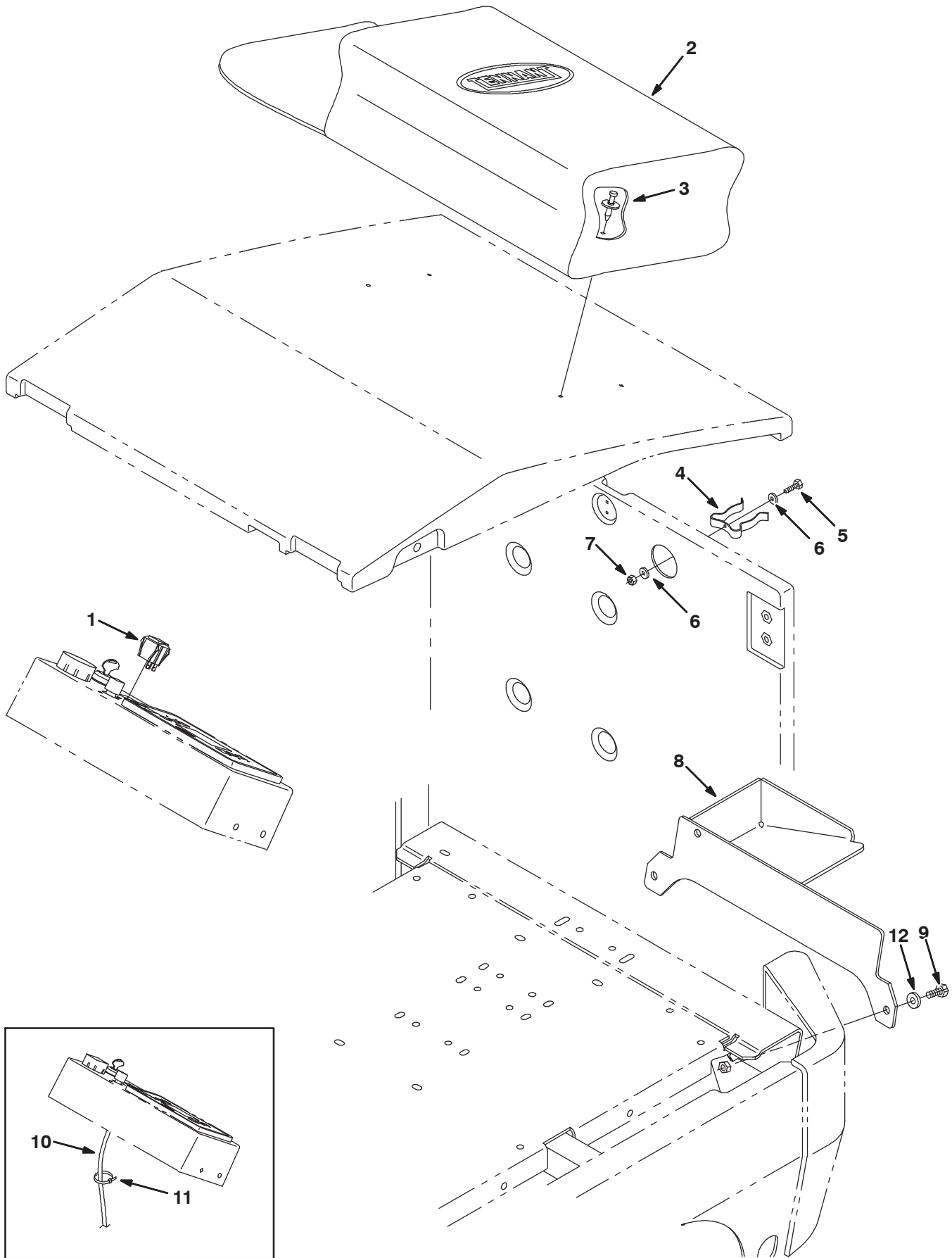


Fig. 49 - Power Wand Mount Group

NOTE: Power Wand Kit (0000-0199), Part Number 387147, includes; Fig. 46, Fig. 47, Fig. 48, and Fig. 49.

NOTE: Power Wand Kit (0200-), Part Number 9006944, includes; Fig. 46, Fig. 47, Fig. 48, and Fig. 49.

Ref.	Part No.	Serial Number	Description	Qty.
1	222117	(0000-) Switch, Rocker	1
2	65580	(0000-) Bag, Power	1
3	72968	(0000-) Rivet, Plstc, .250 X 0.898	2
4	67004	(0000-) Clip, Finger Grip	1
5	09228	(0000-) Screw, Hex, M04 X 0.7 X 20, 8.8	1
6	19064	(0000-) Washer, Flt, #06	2
7	02850	(0000-) Nut, Hex, Lock, M04 X 0.7, NI	1
8	387050	(0000-0199) Tray Wldt, Power Wand	1
8	1056793	(0200-) Tray Wldt, Power Wand, Iron Gray	1
9	12273	(0000-) Screw, Hex, M08 X 1.25 X 20, Ss, NI	3
10	386608	(0000- xxxx) Harness, Power Wand, [7300/8300]	1
10	387422	(xxxx-yyyy) Harness, Power Wand, [7300/8300]	1
11	49266	(0000-yyyy) Tie, Cable, Nyl, 07.3l .19w 1.8 Max D	4
12	01685	(0000-) Washer, Flt, .31	3

Fig. 50 - Vacuum Wand Kit

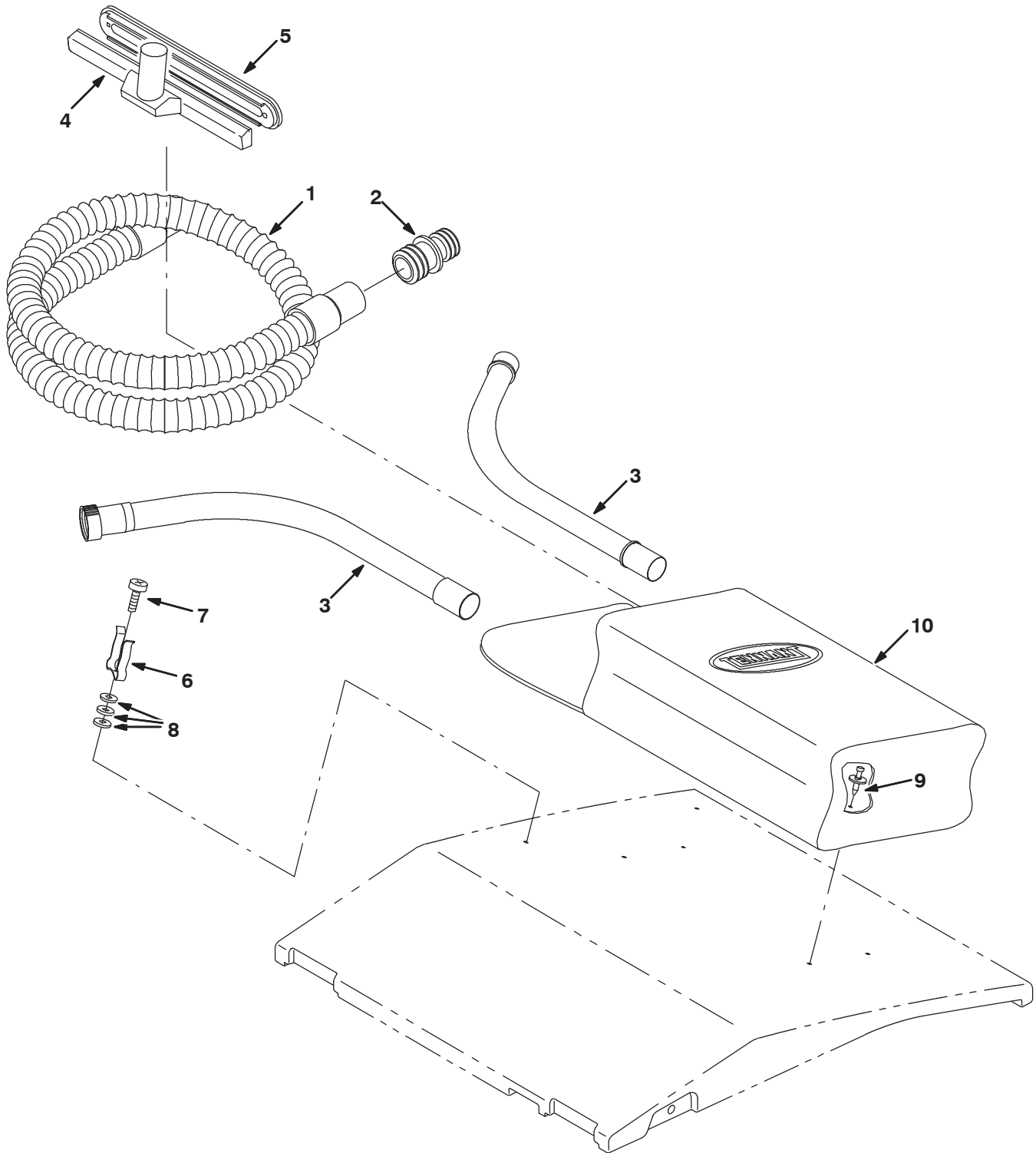


Fig. 50 - Vacuum Wand Kit

	Ref.	Part No.	Serial Number	Description	Qty.
▽		387262	(0000-) Kit, Ci, Vacuum Wand, [7300/8300]	1
▲	1	86767	(0000-) Hose Assy, Pvc, W/ Cuff, 1.5d, 90.0l	1
▲	2	48609	(0000-) Fitting, Plstc, Str, Bm24/Bm32	1
▲	3	63448	(0000-) Tube, Wand, Vacuum, Metal	1
▲	4	63451	(0000-) Nozzle, Wand, Plstc, 14.0lg	1
▲	5	63430	(0000-) Shoe, Plstc, Sqge, 14inch	1
▲	6	67004	(0000-) Clip, Finger Grip	2
▲	7	360943	(0000-) Screw, Pan, #10-14X0.75, F/Plstc	2
▲	8	19064	(0000-) Washer, Flt, #06	6
▲	9	72968	(0000-) Rivet, Plstc, .250 X 0.898	4
▲	10	65580	(0000-) Bag, Power	1

Fig. 51 - Max Pro 1200 Rear Squeegee Group (0000-0199)

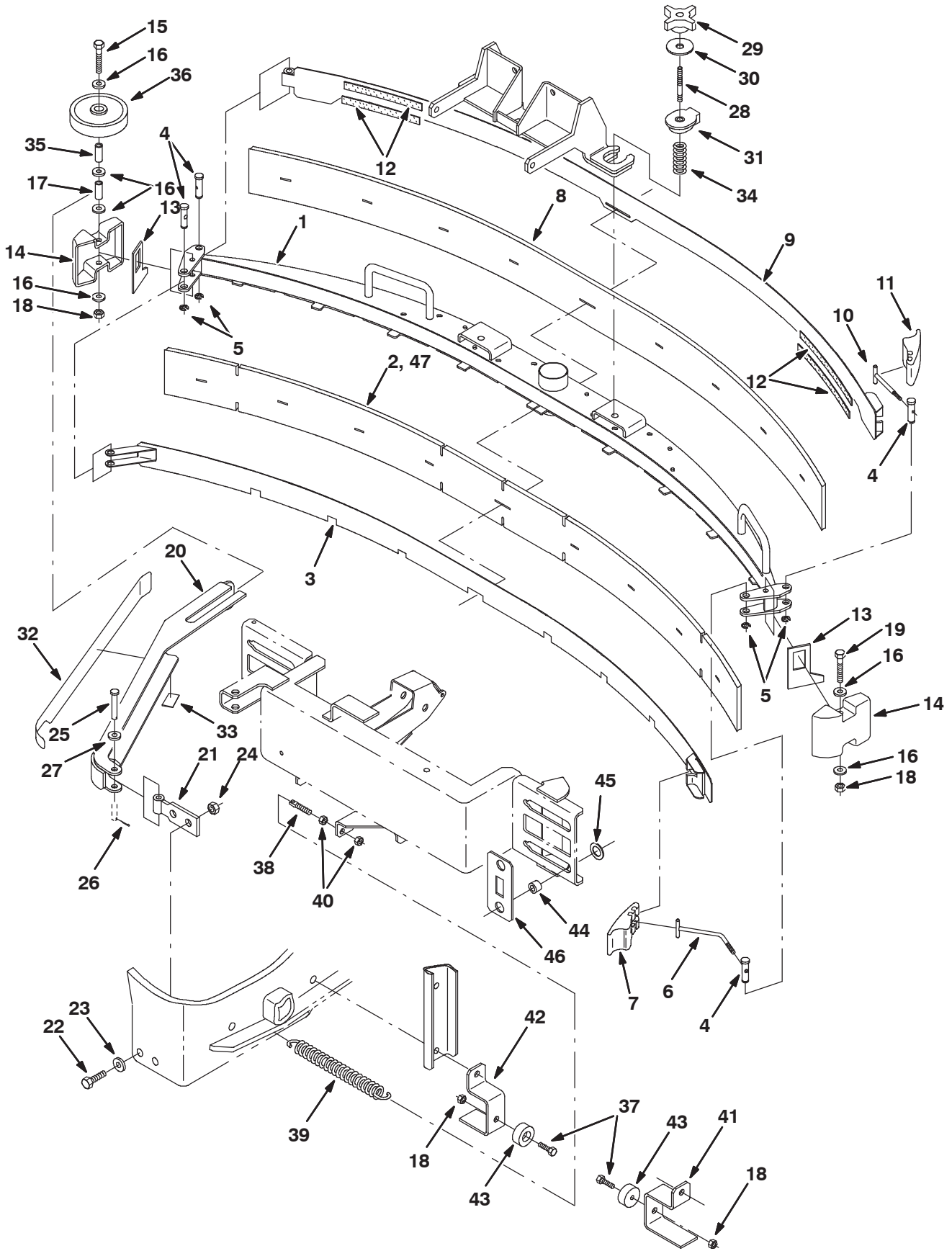


Fig. 51 - Max Pro 1200 Rear Squeegee Group (0000-0199)

Ref.	Part No.	Serial Number	Description	Qty.
▽	386861	(0000-0199)) Kit, Cl, Squeegee, Rear [Max Pro 1200]	1
▲	1 1056877	(0000-0199)) Frame Wldt, Sqge 48.0l	1
▲	2 386833	(0000-0199)) Blade, Sqge, Front 48.0l	1
▲	3 386835	(0000-0199)) Clamp Wldt, Front 48.0l	1
▲	4 21603	(0000-0199)) Pin	4
▲	5 24555	(0000-0199)) Ring, Retaining, Ext	4
▲	6 386298	(0000-0199)) Pin Wldt, Front	1
▲	7 21601	(0000-0199)) Cam	1
▲	8 386834	(0000-0199)) Blade, Sqge, Rear 48.0l	1
▲	9 386836	(0000-0199)) Clamp Wldt, Rear 48.0l	1
▲	10 21606	(0000-0199)) Bar Wldt, Retainer, Sqge, Rear	1
▲	11 21602	(0000-0199)) Cam, Rear	1
▲	12 03495	(0000-0199)) Strip, Nonslip	4
▲	13 83874	(0000-0199)) Gasket, Sqge	2
▲	14 386264	(0000-0199)) Bumper, Sqge	2
▲	15 387431	(0000-0199)) Screw, Hex, M08 X 1.25 X 130 Ss	1
▲	16 01685	(0000-0199)) Washer, Flt, .31 Ss	5
▲	17 222497	(0000-0199)) Sleeve	1
▲	18 08713	(0000-0199)) Nut, Hex, Lock, M08 X 1.25,NI, Ss	4
▲	19 09767	(0000-0199)) Screw, Hex, M08 X 1.25 X 70, Ss	1
▲	20 387435	(0000-0199)) Channel Wldt	1
▲	21 386234	(0000-0199)) Pivot Wldt, Guard	1
▲	22 12309	(0000-0199)) Screw, Hex, M12 X 1.75 X 30, Ss	2
▲	23 41619	(0000-0199)) Washer, Flt, .50 Ss	2
▲	24 09741	(0000-0199)) Nut, Hex, Lock, M12 X 1.75,NI, Ss	2
▲	25 1039190	(0000-0199)) Pin, Clevis, 0.25d X 2.00l	1
▲	26 08178	(0000-0199)) Pin, Cotter, .062 X 0.75	1
▲	27 01684	(0000-0199)) Washer, Flat, 0.27b 0.69d .05, Ss	2
▲	28 387237	(0000-0199)) Stud, .31-18 2.75l M8 X 1.25, Ss	2
▲	29 370100	(0000-0199)) Knob, 4-Prong W/.31-18, Insert	2
▲	30 04414	(0000-0199)) Washer, 0.53b 1.88d .12, Stl, Pl	2
▲	31 387433	(0000-0199)) Ring, Mtg, Sqge, .50l	2
▲	32 387436	(0000-0199)) Bumper, Poly-E	1
▲	33 387438	(0000-0199)) Bumper, Poly-E	1
▲	34 387500	(0000-0199)) Spring, Cmpr, .87od .042wir 2.0l	2
▲	35 363301	(0000-0199)) Sleeve, 0.62d 0.34b 1.19l Bnz	1
▲	36 363162	(0000-0199)) Wheel, 4.0d 0.89w 0.64b	1
▲	37 09010	(0000-0199)) Screw, Hex, M08 X 1.25 X 25, Ss	2
▲	38 386847	(0000-0199)) Bolt, Eye, M10x1.5 X 2.0 X .28 Eye	1
▲	39 71100	(0000-0199)) Spring, Extn, 1.69od X 0.20wir, 9.5l	1
▲	40 32716	(0000-0199)) Nut, Hex, Jam, M10 X 1.5, Ss	2
▲	41 387446	(0000-0199)) Channel, Stop, Lh	1
▲	42 387447	(0000-0199)) Channel, Stop, Rh	1
▲	43 364614	(0000-0199)) Bumper, Neo, 1.5d .63t .31h	2
▲	44 387429	(0000-0199)) Sleeve, P/M, 0.44b 0.75d 0.5l [430ss]	4
▲	45 53782	(0000-0199)) Washer, Thrust, 0.75b 1.25d 0.06w	4
▲	46 387430	(0000-0199)) Plate, Slide	2
▲	47 387258	(0000-0199)) Blade, Sqge, Front, Mp1200, Tile	1

Fig. 52 - Max Pro 1200 Rear Squeegee Group (0200-)

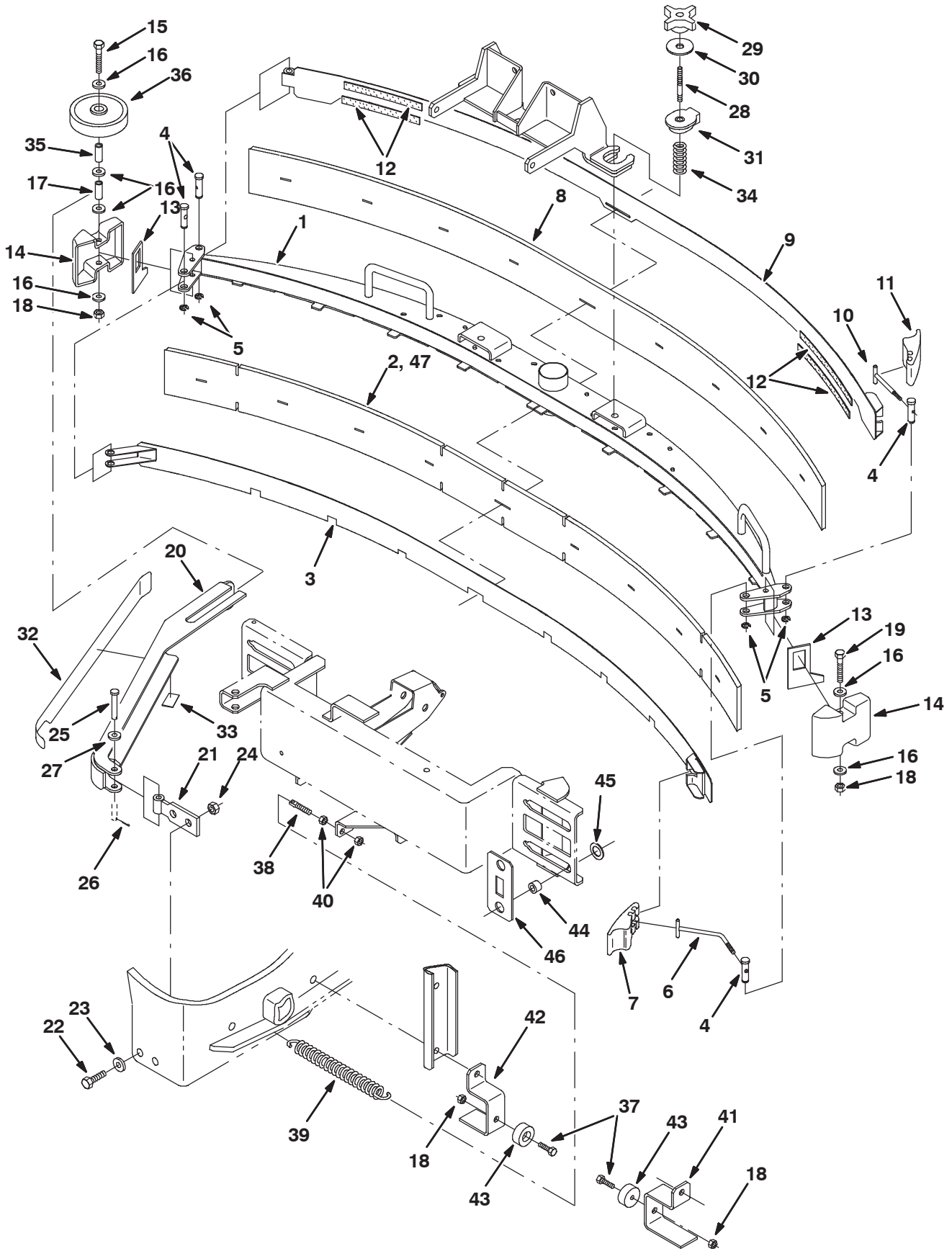


Fig. 52 - Max Pro 1200 Rear Squeegee Group (0200-)

Ref.	Part No.	Serial Number	Description	Qty.
▽	9006931	(0200-) Squeegee Assy Kit, Rear, Ci [Mp1200]	1
▲	1 1056877	(0200-) Frame Wldt, Sqge 48.0l	1
▲	2 386833	(0200-) Blade, Sqge, Front 48.0l	1
▲	3 386835	(0200-) Clamp Wldt, Front 48.0l	1
▲	4 21603	(0200-) Pin	4
▲	5 24555	(0200-) Ring, Retaining, Ext	4
▲	6 386298	(0200-) Pin Wldt, Front	1
▲	7 21601	(0200-) Cam	1
▲	8 386834	(0200-) Blade, Sqge, Rear 48.0l	1
▲	9 386836	(0200-) Clamp Wldt, Rear 48.0l	1
▲	10 21606	(0200-) Bar Wldt, Retainer, Sqge, Rear	1
▲	11 21602	(0200-) Cam, Rear	1
▲	12 03495	(0200-) Strip, Nonslip	4
▲	13 83874	(0200-) Gasket, Sqge	2
▲	14 386264	(0200-) Bumper, Sqge	2
▲	15 387431	(0200-) Screw, Hex, M08 X 1.25 X 130 Ss	1
▲	16 01685	(0200-) Washer, Flt, .31 Ss	5
▲	17 222497	(0200-) Sleeve	1
▲	18 08713	(0200-) Nut, Hex, Lock, M08 X 1.25,NI, Ss	4
▲	19 09767	(0200-) Screw, Hex, M08 X 1.25 X 70, Ss	1
▲	20 1056805	(0200-) Channel Wldt, Iron Gray	1
▲	21 1056466	(0200-) Plate Wldt, Pivot, Guard, Iron Gray	1
▲	22 12309	(0200-) Screw, Hex, M12 X 1.75 X 30, Ss	2
▲	23 41619	(0200-) Washer, Flt, .50 Ss	2
▲	24 09741	(0200-) Nut, Hex, Lock, M12 X 1.75,NI, Ss	2
▲	25 1039190	(0200-) Pin, Clevis, 0.25d X 2.00l	1
▲	26 08178	(0200-) Pin, Cotter, .062 X 0.75	1
▲	27 01684	(0200-) Washer, Flat, 0.27b 0.69d .05, Ss	2
▲	28 387237	(0200-) Stud, .31-18 2.75l M8 X 1.25, Ss	2
▲	29 370100	(0200-) Knob, 4-Prong W/.31-18, Insert	2
▲	30 04414	(0200-) Washer, 0.53b 1.88d .12, Stl, Pl	2
▲	31 387433	(0200-) Ring, Mtg, Sqge, .50l	2
▲	32 387436	(0200-) Bumper, Poly-E	1
▲	33 387438	(0200-) Bumper, Poly-E	1
▲	34 387500	(0200-) Spring, Cmpr, .87od .042wir 2.0l	2
▲	35 363301	(0200-) Sleeve, 0.62d 0.34b 1.19l Bnz	1
▲	36 363162	(0200-) Wheel, 4.0d 0.89w 0.64b	1
▲	37 09010	(0200-) Screw, Hex, M08 X 1.25 X 25, Ss	2
▲	38 386847	(0200-) Bolt, Eye, M10x1.5 X 2.0 X .28 Eye	1
▲	39 71100	(0200-) Spring, Extn, 1.69od X 0.20wir, 9.5l	1
▲	40 32716	(0200-) Nut, Hex, Jam, M10 X 1.5, Ss	2
▲	41 1056806	(0200-) Bracket, Stop, Bar, Lh, Iron Gray	1
▲	42 1056807	(0200-) Bracket, Stop, Bar, Rh, Iron Gray	1
▲	43 364614	(0200-) Bumper, Neo, 1.5d .63t .31h	2
▲	44 387429	(0200-) Sleeve, P/M, 0.44b 0.75d 0.5l [430ss]	4
▲	45 53782	(0200-) Washer, Thrust, 0.75b 1.25d 0.06w	4
▲	46 387430	(0200-) Plate, Slide	2
▲	47 387258	(0200-) Blade, Sqge, Front, Mp1200, Tile	1

OPTIONS

Fig. 53 - Max Pro 1200 Rear Squeegee Group for Vacuumized Side Squeegee (0000-0199)

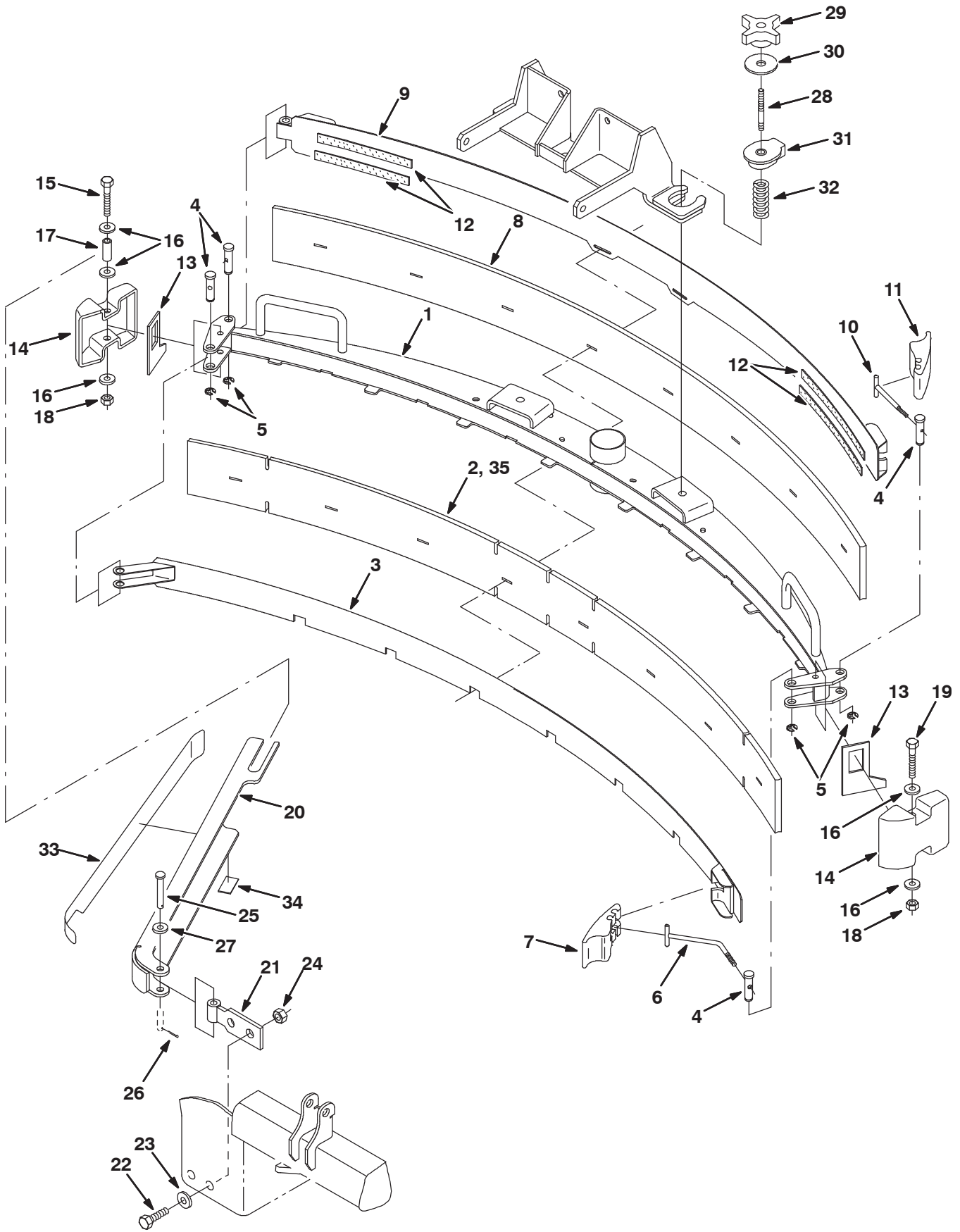


Fig. 53 - Max Pro 1200 Rear Squeegee Group for Vacuumized Side Squeegee (0000-0199)

Ref.	Part No.	Serial Number	Description	Qty.
▽	386860	(0000-0199)) Kit, Cl, Squeegee, Rear (Max Pro™ 1000)	1
▲	1 1056856	(0000-0199)) Frame Wldt, Sqge, Iron Gray	1
▲	2 386283	(0000-0199)) Blade, Sqge, Front	1
▲	3 386285	(0000-0199)) Clamp Wldt, Front	1
▲	4 21603	(0000-0199)) Pin	4
▲	5 24555	(0000-0199)) Ring, Retaining, Ext	4
▲	6 386298	(0000-0199)) Pin Wldt, Front	1
▲	7 21601	(0000-0199)) Cam	1
▲	8 386284	(0000-0199)) Blade, Sqge, Rear	1
▲	9 386286	(0000-0199)) Clamp Wldt, Rear	1
▲	10 21606	(0000-0199)) Bar Wldt, Retainer, Sqge, Rear	1
▲	11 21602	(0000-0199)) Cam, Rear	1
▲	12 03495	(0000-0199)) Strip, Nonslip	4
▲	13 83874	(0000-0199)) Gasket, Sqge	2
▲	14 386264	(0000-0199)) Bumper, Sqge	2
▲	15 386299	(0000-0199)) Screw, Hex, M08 X 1.25 X 100, Ss	1
▲	16 01685	(0000-0199)) Washer, Flt, .31 Ss	5
▲	17 222497	(0000-0199)) Sleeve	1
▲	18 08713	(0000-0199)) Nut, Hex, Lock, M08 X 1.25, NI, Ss	2
▲	19 09767	(0000-0199)) Screw, Hex, M08 X 1.25 X 70, Ss	1
▲	20 386266	(0000-0199)) Channel Wldt	1
▲	21 386234	(0000-0199)) Pivot Wldt, Guard	1
▲	22 12309	(0000-0199)) Screw, Hex, M12 X 1.75 X 30, Ss	2
▲	23 41619	(0000-0199)) Washer, Flt, .50 Ss	2
▲	24 09741	(0000-0199)) Nut, Hex, Lock, M12 X 1.75, NI, Ss	2
▲	25 1039190	(0000-0199)) Pin, Clevis, 0.25d X 2.00l	1
▲	26 08178	(0000-0199)) Pin, Cotter, .062 X 0.75	1
▲	27 01684	(0000-0199)) Washer, Flt, .25 Ss	2
▲	28 387237	(0000-0199)) Stud, .31-18 2.75l M8 X 1.25, Ss	2
▲	29 370100	(0000-0199)) Knob, 4-Prong W/.31-18, Insert	2
▲	30 04414	(0000-0199)) Washer, 0.53b 1.88d .12, Stl, Pl	2
▲	31 387433	(0000-0199)) Ring, Mtg, Sqge, .50l	2
▲	32 387500	(0000-0199)) Spring, Cmpr, .87od .042wir 2.0l	2
▲	33 387448	(0000-0199)) Bumper, Poly-E	1
▲	34 387438	(0000-0199)) Bumper, Poly-E	1
	35 387257	(0000-)) Blade, Sqge, Front, Mp1000, Tile	1

OPTIONS

Fig. 54 - Max Pro 1200 Rear Squeegee Group for Vacuumized Side Squeegee (0200-)

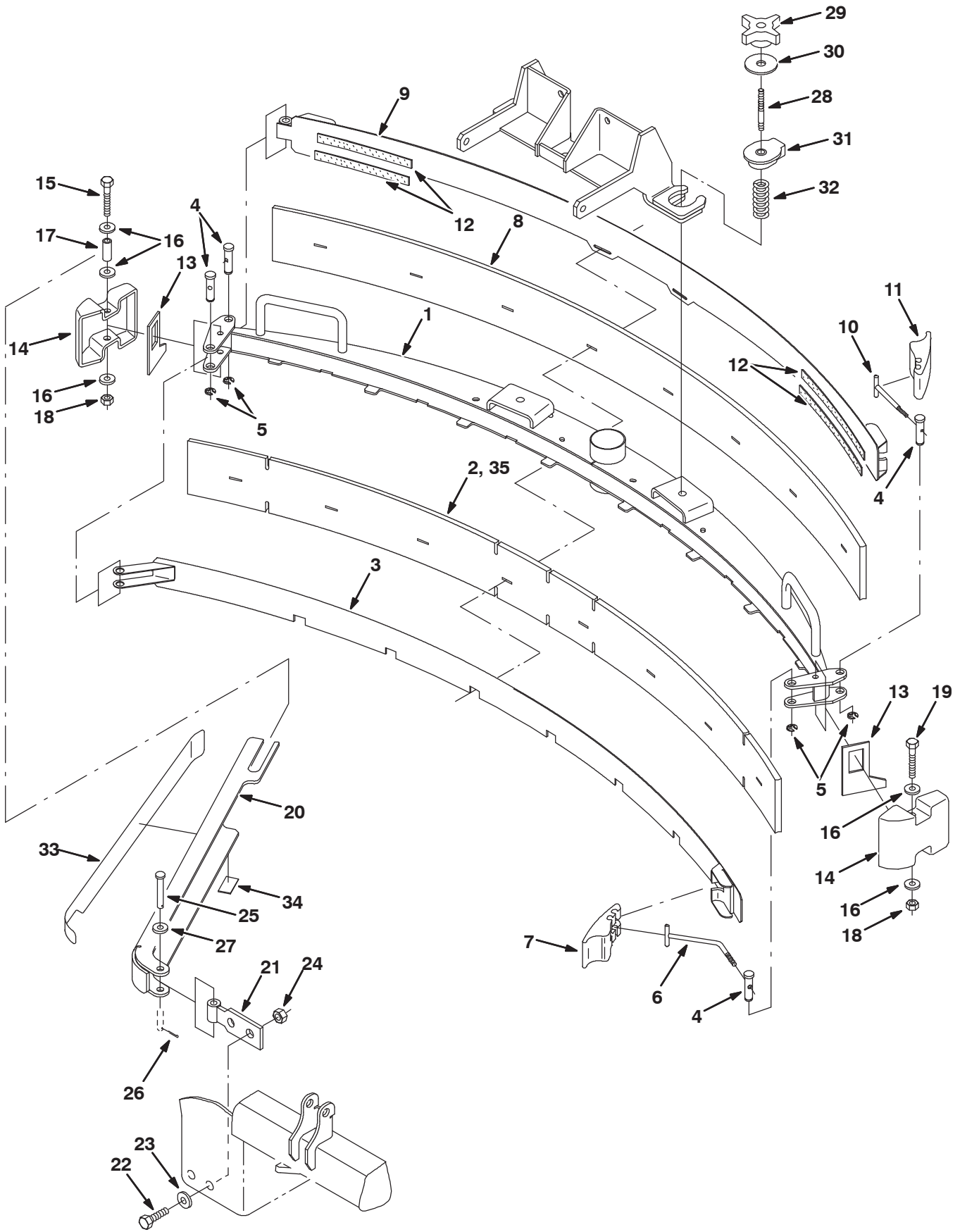


Fig. 54 - Max Pro 1200 Rear Squeegee Group for Vacuumized Side Squeegee (0200-

)

Ref.	Part No.	Serial Number	Description	Qty.
▽	9006930	(0200-) Squeegee Assy Kit, Rear, Ci [Mp1000]	1
▲	1 1056856	(0200-) Frame Wldt, Sqge, Iron Gray	1
▲	2 386283	(0200-) Blade, Sqge, Front	1
▲	3 386285	(0200-) Clamp Wldt, Front	1
▲	4 21603	(0200-) Pin	4
▲	5 24555	(0200-) Ring, Retaining, Ext	4
▲	6 386298	(0200-) Pin Wldt, Front	1
▲	7 21601	(0200-) Cam	1
▲	8 386284	(0200-) Blade, Sqge, Rear	1
▲	9 386286	(0200-) Clamp Wldt, Rear	1
▲	10 21606	(0200-) Bar Wldt, Retainer, Sqge, Rear	1
▲	11 21602	(0200-) Cam, Rear	1
▲	12 03495	(0200-) Strip, Nonslip	4
▲	13 83874	(0200-) Gasket, Sqge	2
▲	14 386264	(0200-) Bumper, Sqge	2
▲	15 386299	(0200-) Screw, Hex, M08 X 1.25 X 100, Ss	1
▲	16 01685	(0200-) Washer, Flt, .31 Ss	5
▲	17 222497	(0200-) Sleeve	1
▲	18 08713	(0200-) Nut, Hex, Lock, M08 X 1.25,NI, Ss	2
▲	19 09767	(0200-) Screw, Hex, M08 X 1.25 X 70, Ss	1
▲	20 1056471	(0200-) Channel Wldt, Guard, Rh, Iron Gray	1
▲	21 1056466	(0200-) Plate Wldt, Pivot, Guard, Iron Gray	1
▲	22 12309	(0200-) Screw, Hex, M12 X 1.75 X 30, Ss	2
▲	23 41619	(0200-) Washer, Flt, .50 Ss	2
▲	24 09741	(0200-) Nut, Hex, Lock, M12 X 1.75,NI, Ss	2
▲	25 1039190	(0200-) Pin, Clevis, 0.25d X 2.00l	1
▲	26 08178	(0200-) Pin, Cotter, .062 X 0.75	1
▲	27 01684	(0200-) Washer, Flt, .25 Ss	2
▲	28 387237	(0200-) Stud, .31-18 2.75l M8 X 1.25, Ss	2
▲	29 370100	(0200-) Knob, 4-Prong W/.31-18, Insert	2
▲	30 04414	(0200-) Washer, 0.53b 1.88d .12, Stl, Pl	2
▲	31 387433	(0200-) Ring, Mtg, Sqge, .50l	2
▲	32 387500	(0200-) Spring, Cmpr, .87od .042wir 2.0l	2
▲	33 387448	(0200-) Bumper, Poly-E	1
▲	34 387438	(0200-) Bumper, Poly-E	1
	35 387257	(0000-) Blade, Sqge, Front, Mp1000, Tile	1

Fig. 55 - Rollout Battery Kit

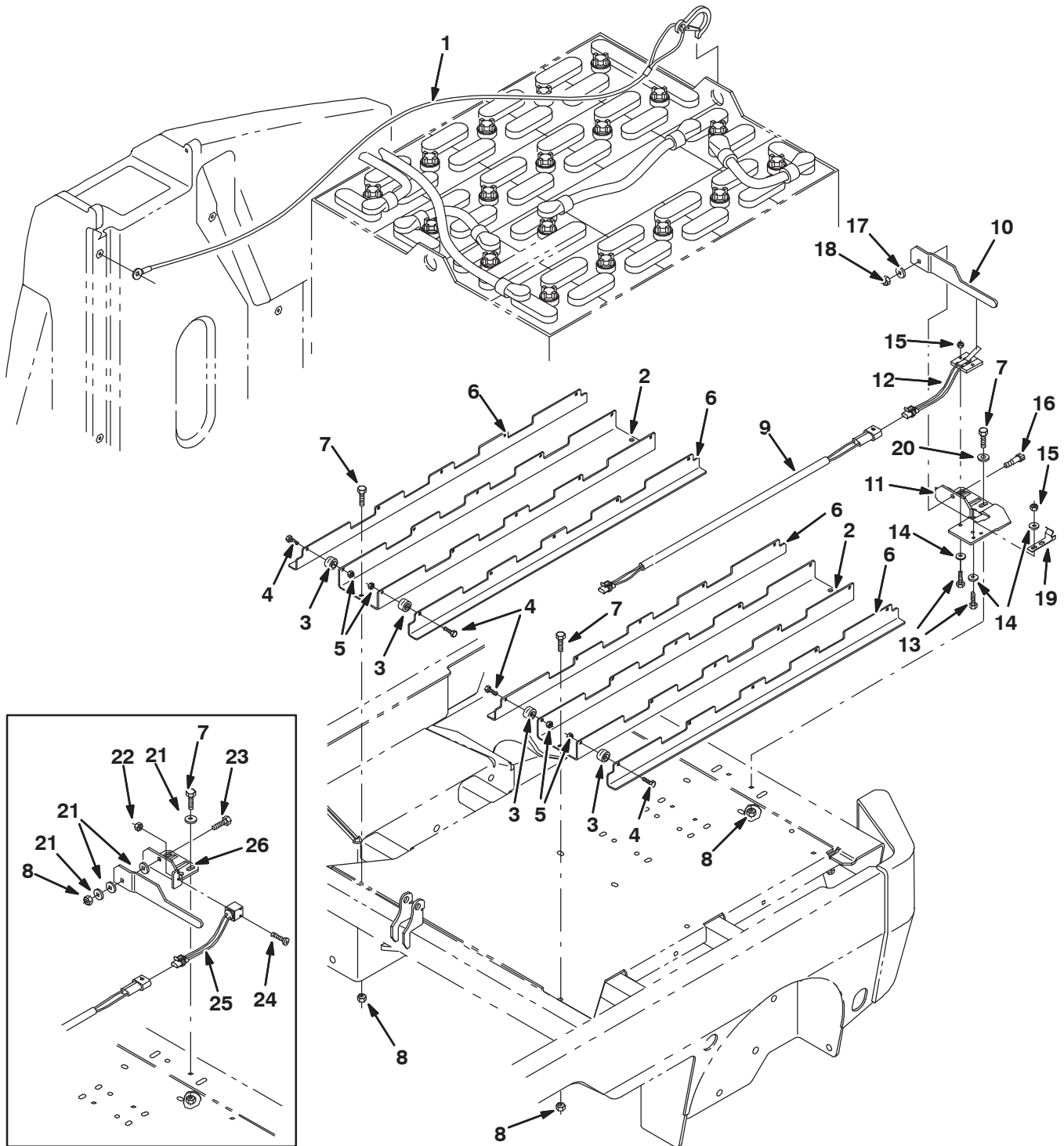


Fig. 55 - Rollout Battery Kit

Ref.	Part No.	Serial Number	Description	Qty.
▽	387043	(0000-) Kit, Ci, Battery, Rollout	1
▲	1 386968	(0000-) Cable, Safety, Battery	1
▲	2 1056916	(0000-) Channel, Battery, R/O, Iron Gray	2
▲	3 369415	(0000-) Bearing, Needle, 0.25b 0.88d 0.50w	20
▲	4 07805	(0000-) Screw, Hex, M06 X 1.0 X 35, Ss	20
▲	5 08712	(0000-) Nut, Hex, Lock, M06 X 1.0, NI, Ss	20
▲	6 1056915	(0000-) Angle, Battery, R/O, Iron Gray	4
▲	7 09740	(0000-) Screw, Hex, M08 X 1.25 X 20, Ss	6
▲	8 08713	(0000-) Nut, Hex, Lock, M08 X 1.25, NI, Ss	6
▲	9 386607	(0000-) Harness, Battery, Rollout [7300/8300]	1
▲	10 1057644	(0000-) Bar Wldt, Battery, R/O	1
▲	11 1056940	(xxxx-) Stop Wldt, Iron Gray	1
▲	12 377341	(xxxx-) Switch, Limit, No	1
▲	13 24199	(xxxx-) Screw, Hex, M5 X 0.8 X 16, Ss	4
▲	14 01683	(xxxx-) Washer, Flat, #10 Ss	4
▲	15 09739	(xxxx-) Nut, Hex, Lock, M 5 X 0.8, NI, Ss	4
▲	16 02129	(xxxx-) Bolt, Shld, .38DX0.38, .31-18	1
▲	17 39349	(xxxx-) Washer, Flat, 0.31 Sae	1
▲	18 01760	(xxxx-) Nut, Hex, Lock, .31-18, NI, Thin	1
▲	19 1007107	(xxxx-) Latch, Handle	1
▲	20 01685	(xxxx-) Washer, Flat, 0.31 Ss	2
	21 01685	(0000-xxxx) Washer, Flt, .31 Ss	5
	22 33932	(0000-xxxx) Nut, Hex, Lock, M 4 X 0.7, NI Ss	5
	23 09023	(0000-xxxx) Screw, Hex, M08 X 1.25 X 35, Ss	1
	24 09198	(0000-xxxx) Screw, Pan, M04 X 0.7 X 35, Ss	2
	25 387027	(0000-xxxx) Switch, No (Replaced by 398454)	1
	26 387441	(0000-xxxx) Stop Wldt (Replaced by 398454)	1

Fig. 56 - Battery Forklift Kit

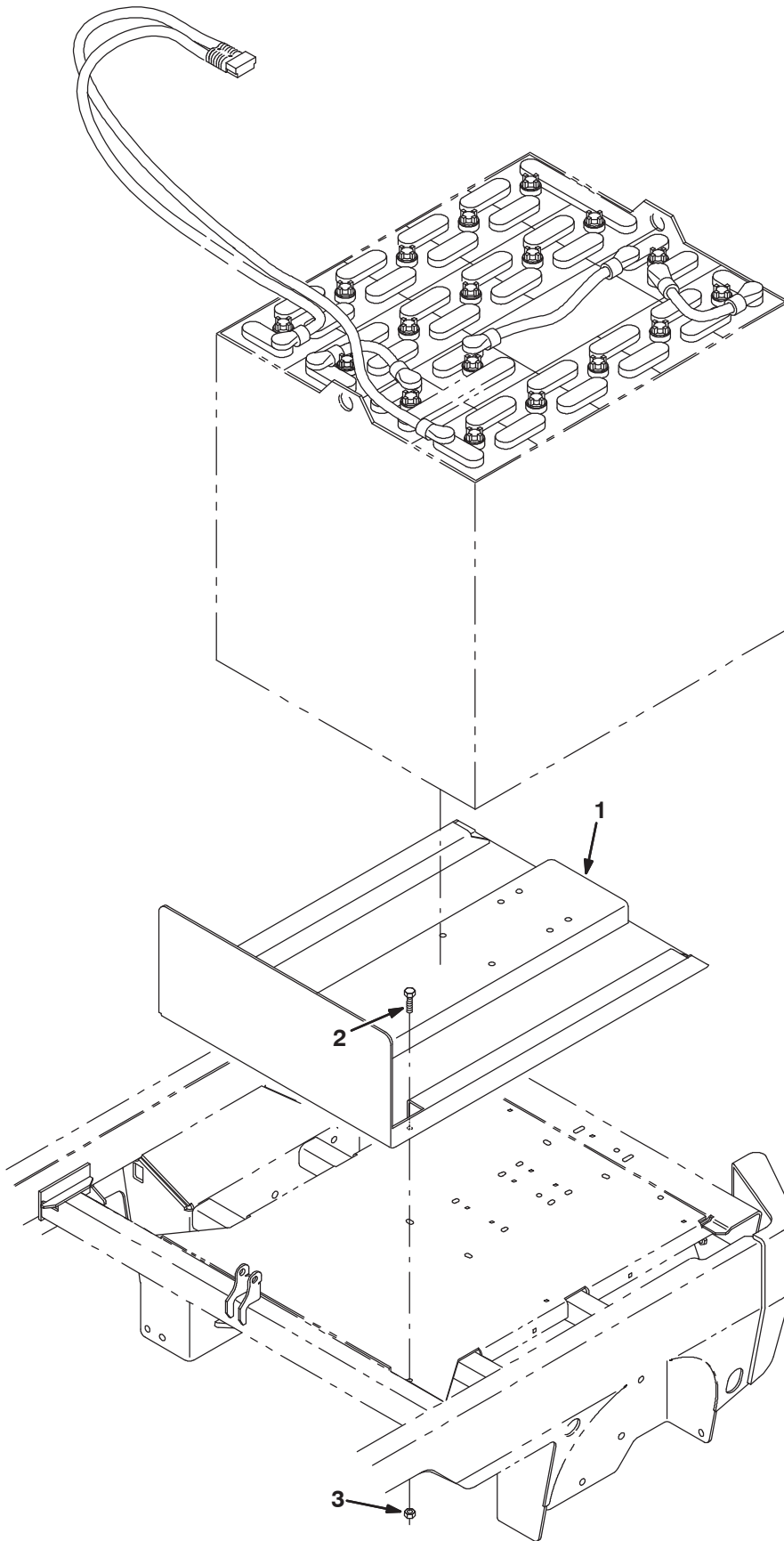


Fig. 56 - Battery Forklift Kit

	Ref.	Part No.	Serial Number	Description	Qty.
▽		387000	(0000-) Kit, Ci, Fork Lift, Battery	1
▲	1	1056883	(0000-) Cradle Wldt, Battery, Iron Gray	1
▲	2	09740	(0000-) Screw, Hex, M08 X 1.25 X 20, Ss	4
▲	3	08713	(0000-) Nut, Hex, Lock, M08 X 1.25,NI, Ss	4

Fig. 57 - Battery and Charger Group

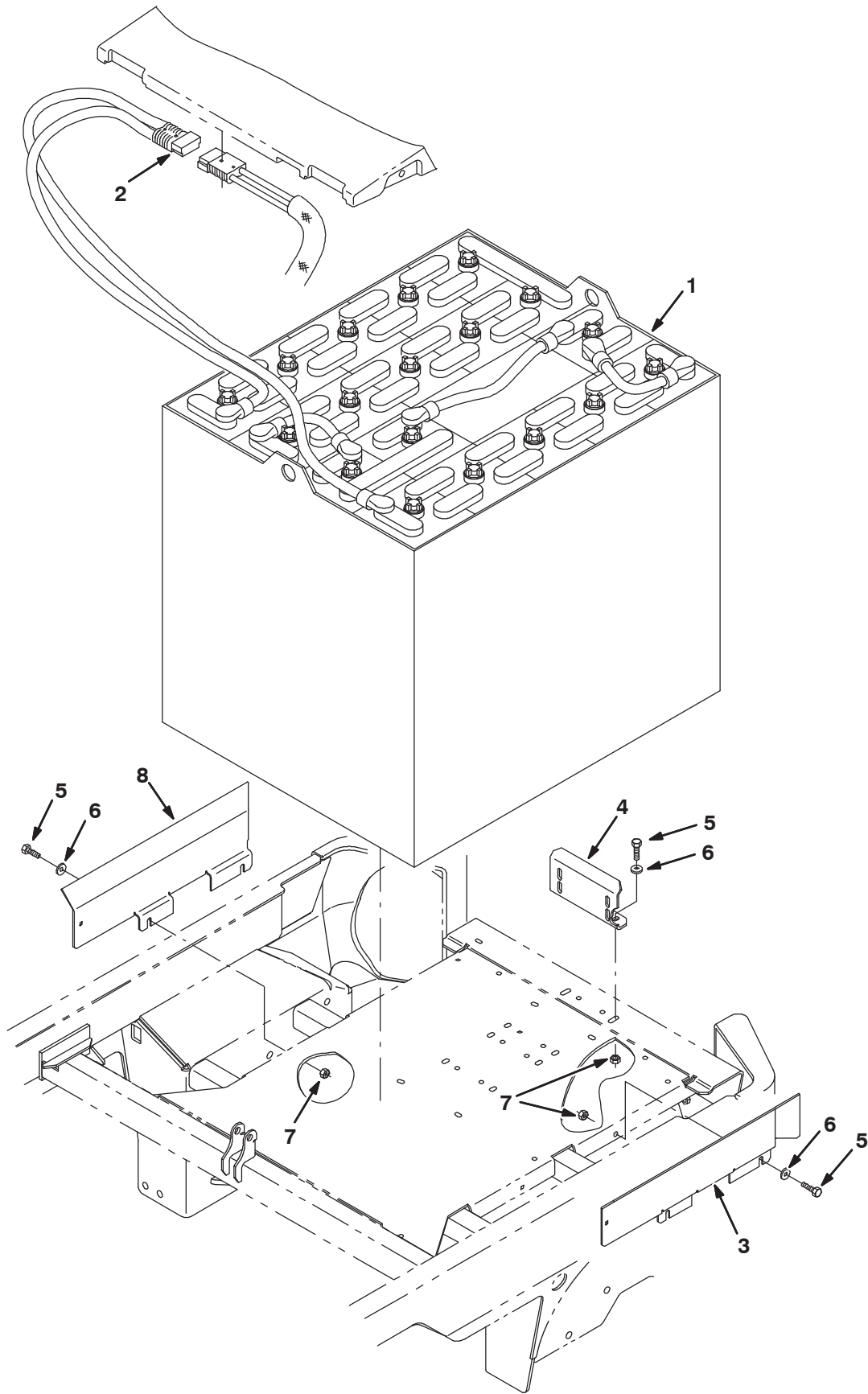


Fig. 57 - Battery and Charger Group

Ref.	Part No.	Serial Number	Description	Qty.
▽	994249	(0000-) Battery Kit, Dry, 36VDC 0720Ah [Tubular]	1
▲▽	1 994207	(0000-) Battery, 36Vdc 0720Ah [5H, Wfdf13]	1
▲▲	2 01726	(0000-) Connector, Anderson, 350A, Gray	1
▲	1041699	(0000-) Charger, BC15 36V100A MF SB350G	1
▲	3 387304	(0000-) Spacer, Battery, Lh	1
▲	4 386575	(0000-) Spacer, Battery, Rear	1
▲	5 09740	(0000-) Screw, Hex, M08 X 1.25X20	6
▲	6 01685	(0000-) Washer, Flt, .31 Ss	6
▲	7 08713	(0000-) Nut, Hex, Lock, M08X1.25	6
▲	8 387303	(0000-) Spacer, Battery, Rh	1
▽	994265	(0000-) Battery Kit [Traction Tubular 36V/840Ah]	1
▲▽	1 1041470	(0000-) Battery, 36Vdc 0840Ah [5H, 6PzS840]	1
▲▲	2 01726	(0000-) Connector, Anderson, 350A, Gray	1
▲	1041711	(0000-) Charger, BC15 36V100A Wet SB350G	1
▲	3 387304	(0000-) Spacer, Battery, Lh	1
▲	4 386575	(0000-) Spacer, Battery, Rear	1
▲	5 09740	(0000-) Screw, Hex, M08 X 1.25X20	6
▲	6 01685	(0000-) Washer, Flt, .31 Ss	6
▲	7 08713	(0000-) Nut, Hex, Lock, M08X1.25	6
▲	8 387303	(0000-) Spacer, Battery, Rh	1
▽	994266	(0000-) Battery Kit [Traction Tubular 36V/930Ah]	1
▲▽	1 1041471	(0000-) Battery, 36Vdc 0930Ah [5H, 6PzS930]	1
▲▲	2 01726	(0000-) Connector, Anderson, 350A, Gray	1
▲	1041712	(0000-) Charger, BC15 36V120A WET SB350G	1
▲	3 387304	(0000-) Spacer, Battery, Lh	1
▲	4 386575	(0000-) Spacer, Battery, Rear	1
▲	5 09740	(0000-) Screw, Hex, M08 X 1.25X20	6
▲	6 01685	(0000-) Washer, Flt, .31 Ss	6
▲	7 08713	(0000-) Nut, Hex, Lock, M08X1.25	6
▲	8 387303	(0000-) Spacer, Battery, Rh	1

Fig. 58 - Documentation Group

Ref.	Part No.	Serial Number	Description	Qty.
	330636	(0000-) Manual, Parts [8300 Ele, Ce]	1
	330637	(0000-) Manual, Oprtr [De, Ce]	1
	330638	(0000-) Manual, Oprtr [Dk, Ce]	1
	330639	(0000-) Manual, Oprtr [En, Ce]	1
	330640	(0000-) Manual, Oprtr [Es, Ce]	1
	330641	(0000-) Manual, Oprtr [Fi, Ce]	1
	330642	(0000-) Manual, Oprtr [Fr, Ce]	1
	330644	(0000-) Manual, Oprtr [It, Ce]	1
	330645	(0000-) Manual, Oprtr [NI, Ce]	1
	330646	(0000-) Manual, Oprtr [No, Ce]	1
	330647	(0000-) Manual, Oprtr [Pt, Ce]	1
	330648	(0000-) Manual, Oprtr [Se, Ce]	1
	331230	(0000-) Manual, Oprtr [Cz, Ce]	1
	331231	(0000-) Manual, Oprtr [Gr, Ce]	1
	331232	(0000-) Manual, Oprtr [Hu, Ce]	1
	331233	(0000-) Manual, Oprtr [PI, Ce]	1
	331234	(0000-) Manual, Oprtr [Ru, Ce]	1
	331235	(0000-) Manual, Oprtr [Tr, Ce]	1
	331236	(0000-) Manual, Oprtr [Ee, Ce]	1
	9005075	(0000-) Manual, Oprtr [Ro, Ce]	1
	9005139	(0000-) Manual, Oprtr [Lv, Ce]	1
	9005140	(0000-) Manual, Oprtr [Lt, Ce]	1
	9005141	(0000-) Manual, Oprtr [Sk, Ce]	1
	9005142	(0000-) Manual, Oprtr [Si, Ce]	1
	9005143	(0000-) Manual, Oprtr [Bg, Ce]	1
	330615	(0000-) Manual, Service	1
	387497	(0000-) Video, operator, (8300) PAL	1
	1041885	(0000-) Video, operator, (8300) DVD	1
	9006257	(0000-) Media, Cd-Rom, Training [ec-H2O TENNANT]	1

DE = Deutsch, DK = Dansk, EN = English, ES = Español, FI = Suomi, FR = Français, IT = Italiano, NL = Nederlands, NO = Norsk, PT = Português, SE = Svenska, CZ = Czechoslovakian, GR = Greek, HU = Hungarian, PL = Polish, RU = Russian, TR = Turkish, EE = Estonia, RO = Romanian, LV = Latvia, LT = Lithuania, SK = Slovakia, SI = Slovenia, BG = Bulgarian,

Contents	Page
Fig. 1 - Electric Motor Breakdown, 17363 .	4-2
Fig. 2 - Electric Motor Breakdown, 398520	4-4
Fig. 3 - Electric Motor Breakdown, 222409	4-6
Fig. 4 - Electric Motor Breakdown, 374201	4-7
Fig. 5 - Electric Motor Breakdown, 383709	4-8
Fig. 6 - Electric Motor Breakdown, 386050	4-9
Fig. 7 - Electric Motor Breakdown, 386679	4-10
Fig. 8 - Electric Motor Breakdown, 386811	4-11
Fig. 9 - Electric Motor Breakdown, 387585	4-12
Fig. 10 - Electric Motor Breakdown, 386687	4-13
Fig. 11 - Water Pump Breakdown, 387321 .	4-14
Fig. 12 - Metering Solution Pump Breakdown, 386364	4-15
Fig. 13 - Hydraulic Powerunit Breakdown, 368704	4-16
Fig. 14 - Hydraulic Motor Breakdown, 386703	4-17
Fig. 15 - Hydraulic Solenoid Valve Breakdown, 386705	4-18
Fig. 16 - Hydraulic Solenoid Valve Breakdown, 1049212	4-19
Fig. 17 - Hydraulic Steering Valve Breakdown, 373495	4-20
Fig. 18 - ec-H2O Solution Pump Breakdown, 1005866	4-21
Fig. 19 - ec-H2O Module Assembly Breakdown, 9006270	4-22
Fig. 20 - FaST Injector Assebmlly Breakdown, 1050333	4-24

Fig. 1 - Electric Motor Breakdown, 17363

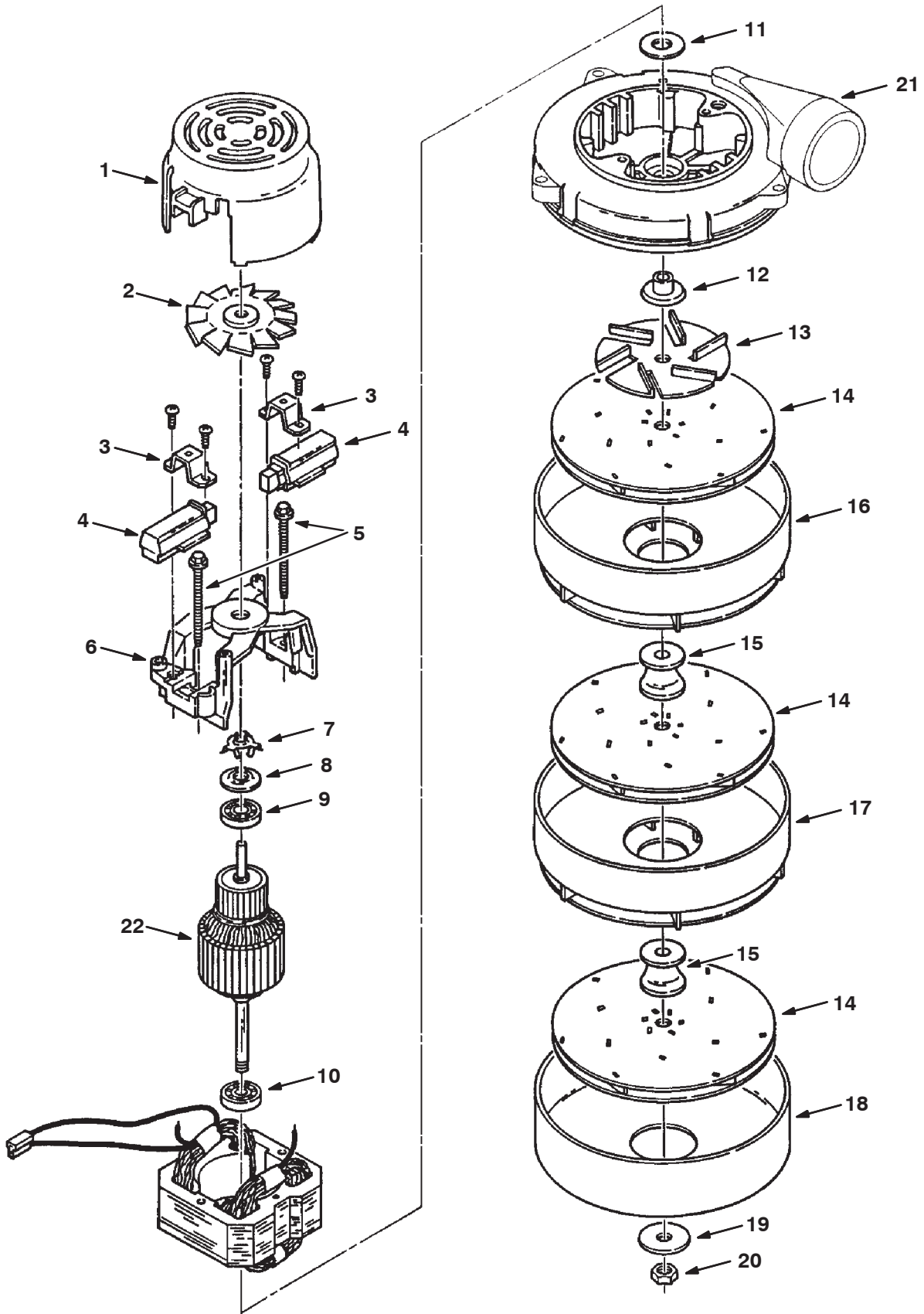


Fig. 1 - Electric Motor Breakdown, 17363

	Ref.	Part No.	Serial Number	Description	Qty.
▽		17363	(0000-) Fan vacuum, 36v	1
▲	1	37926	(0000-) Housing	1
▲	2	61298	(0000-) Fan	1
▲	3	01982	(0000-) Clamp	2
▲	4	11756	(0000-) Brush mechanism	2
▲	5	01969	(0000-) Screw	2
▲	6	01983	(0000-) Comm. bracket	1
▲	7	01856	(0000-) Spring, load	1
▲	8	37909	(0000-) Disc	1
▲	9	01842	(0000-) Bearing	1
▲	10	01837	(0000-) Bearing	1
▲	11	37912	(0000-) Washer, fl neo, 10.8x22x1.5	1
▲	12	18627	(0000-) Spacer	1
▲	13	01971	(0000-) Fan	1
▲	14	18628	(0000-) Fan, rotating	3
▲	15	18630	(0000-) Spacer	2
▲	16	61300	(0000-) Fan, stationary	1
▲	17	61297	(0000-) Fan, stationary	1
▲	18	61301	(0000-) Shell	1
▲	19	378983	(0000-) Washer	1
▲	20	37929	(0000-) Nut	1
▲	21	60386	(0000-) Bracket, Fan End	1
▲	22	21765	(0000-) Armature	1
▲		223264	(0000-) Seal, Fan	1
▲		10925	(0000-) Connector, 2 Conductor	1
▲		10926	(0000-) Terminal, Female	2

Fig. 2 - Electric Motor Breakdown, 398520

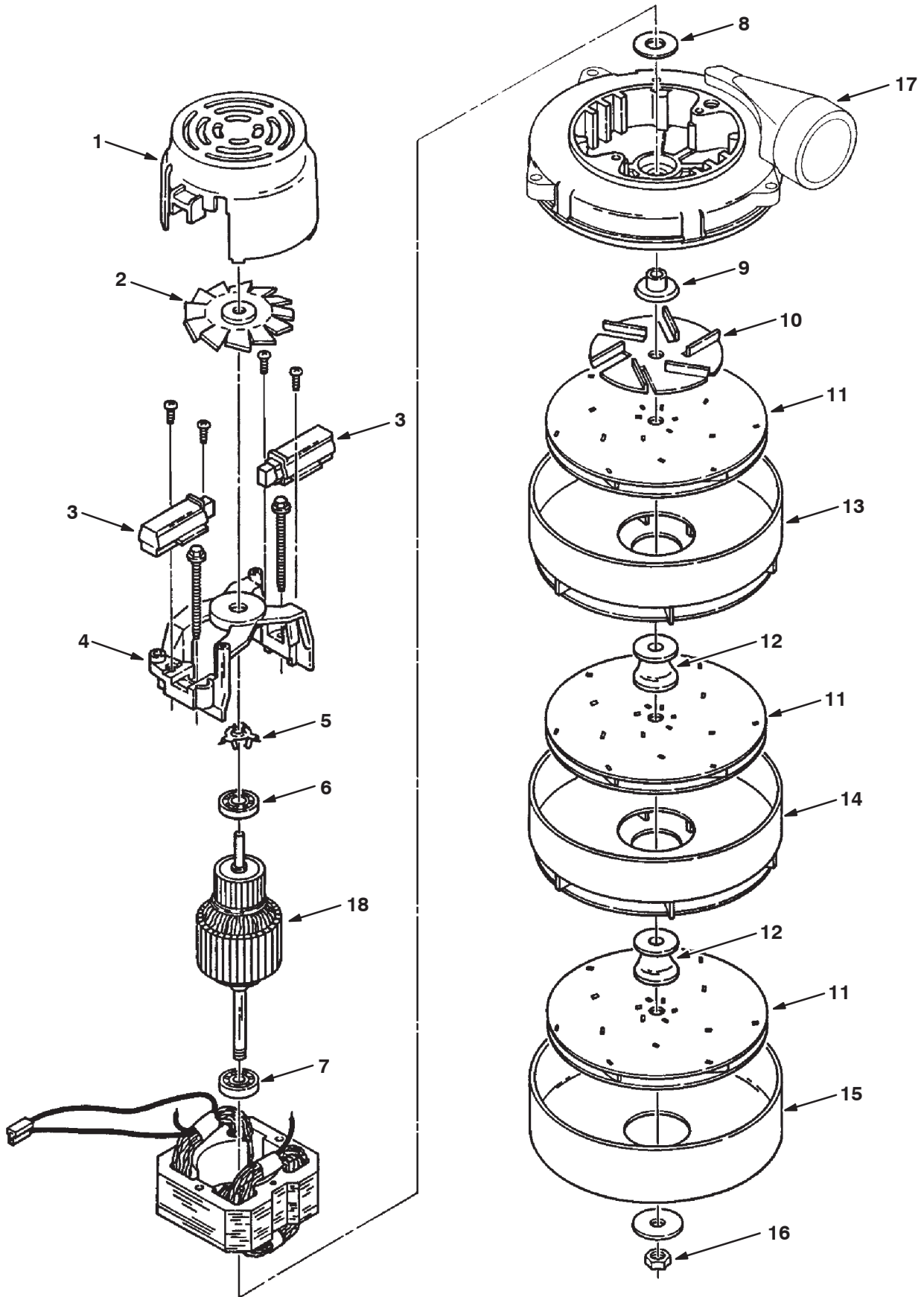
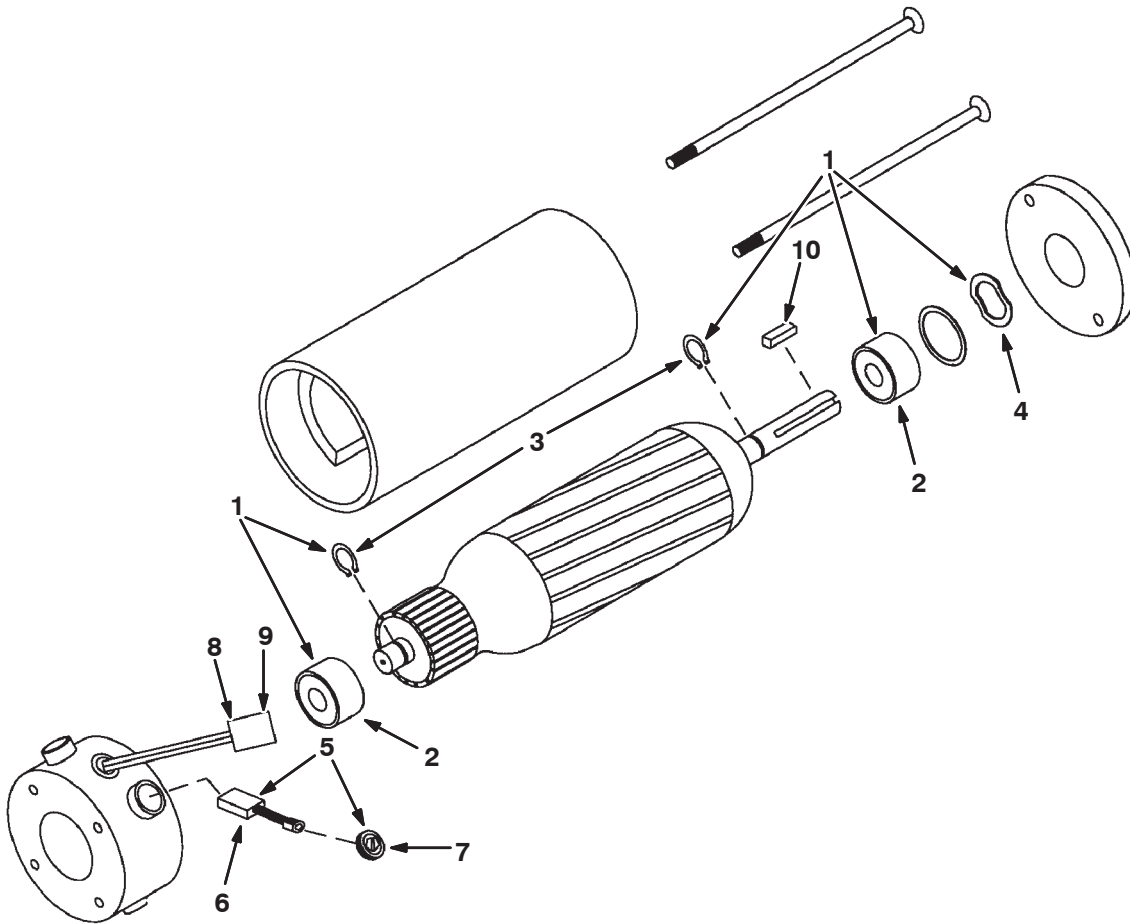


Fig. 2 - Electric Motor Breakdown, 398520

	Ref.	Part No.	Serial Number	Description	Qty.
▽		398520	(0000-) Fan, Vacuum	1
▲	1	398511	(0000-) Housing	1
▲	2	398512	(0000-) Fan	1
▲	3	398513	(0000-) Brush Mechanism	2
▲	4	398514	(0000-) Comm. Bracket	1
▲	5	01856	(0000-) Spring	1
▲	6	398515	(0000-) Bearing	1
▲	7	01837	(0000-) Bearing	1
▲	8	37912	(0000-) Washer, Neo.	1
▲	9	398516	(0000-) Spacer	1
▲	10	01971	(0000-) Fan	1
▲	11	18628	(0000-) Vacuum Fan	3
▲	12	398517	(0000-) Spacer	2
▲	13	61300	(0000-) Stationary Fan	1
▲	14	61297	(0000-) Stationary Fan	1
▲	15	398518	(0000-) Shell	1
▲	16	37929	(0000-) Nut	1
▲	17	60386	(0000-) Bracket, Fan End	1
▲	18	398519	(0000-) Armature	1
▲		223264	(0000-) Seal, Fan	1
▲		10925	(0000-) Connector, 2 Conductor	1
▲		10926	(0000-) Terminal, Female	2

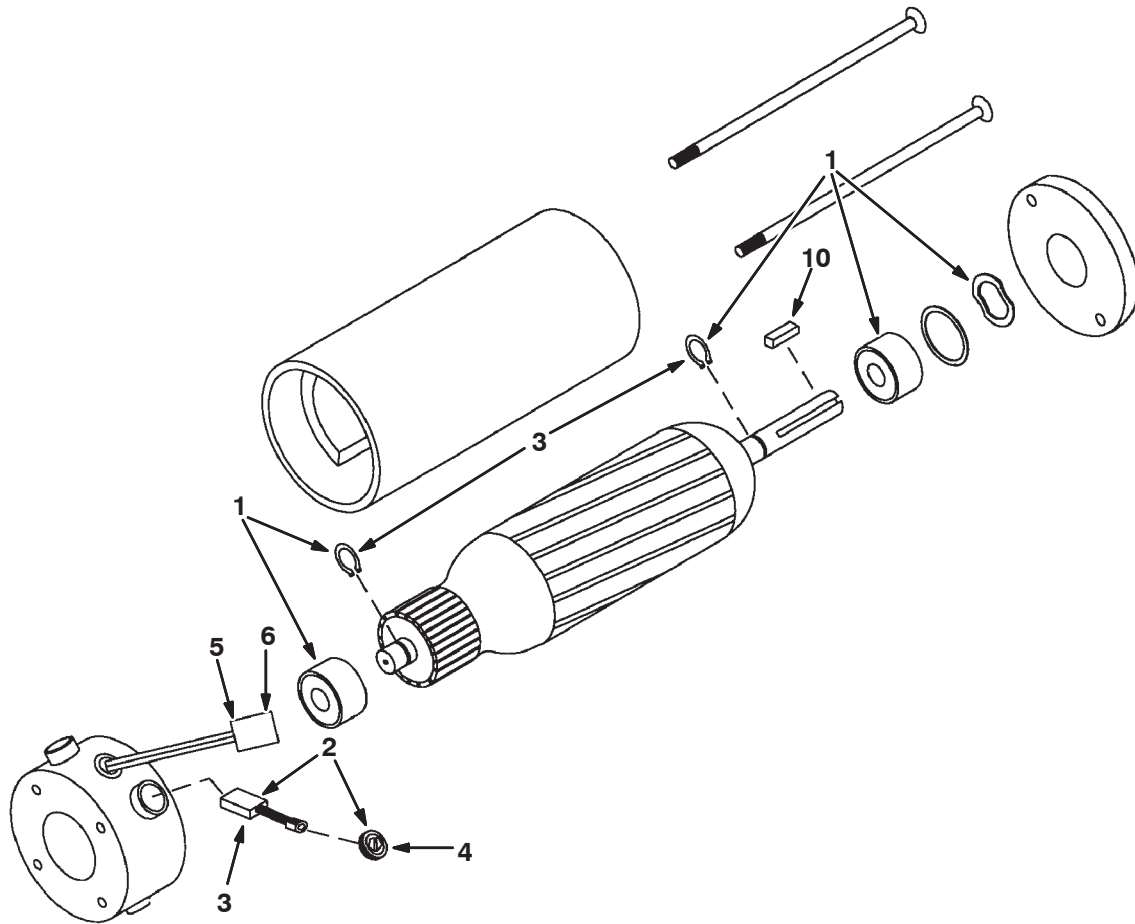
Fig. 3 - Electric Motor Breakdown, 222409



10426

Ref.	Part No.	Serial Number	Description	Qty.
▽	222409	(0000-) Motor Assy,EE Vac Fan	1
▲▽	1 222623	(0000-) Bearing Kit	1
▲▲	2 222635	(0000-) Bearing	2
▲▲	3 222637	(0000-) Snap Ring	2
▲▲	4 222638	(0000-) Wavy Washer	1
▲▽	5 222625	(0000-) Brush Kit	1
▲▲	6 222627	(0000-) Brush&Spring Assy	4
▲▲	7 222629	(0000-) Brush Holder Cap	4
▲	8 10925	(0000-) Connector, 2 Conductor	1
▲	9 24537	(0000-) Terminal, Female	2
▲	10 00912	(0000-) Key, Square	1

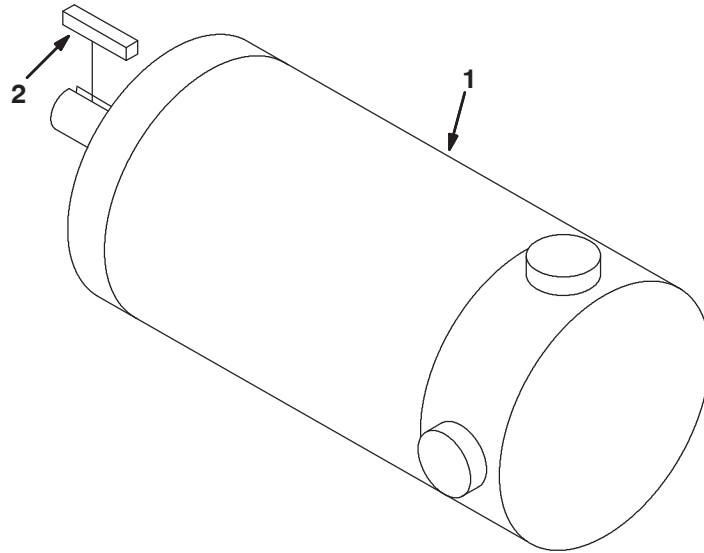
Fig. 4 - Electric Motor Breakdown, 374201



10426

Ref.	Part No.	Serial Number	Description	Qty.	
▽	374201	(0000-) Motor Assy,EE Vac Fan	1	
▲	1	375176	(0000-) Bearing Kit	1
▲▽	2	222625	(0000-) Brush Kit	1
▲▲	3	222627	(0000-) Brush&Spring Assy	4
▲▲	4	222629	(0000-) Brush Holder Cap	4
▲	5	10925	(0000-) Connector, 2 Conductor	1
▲	6	24537	(0000-) Terminal, Female	2
▲	7	00912	(0000-) Key, Square	1

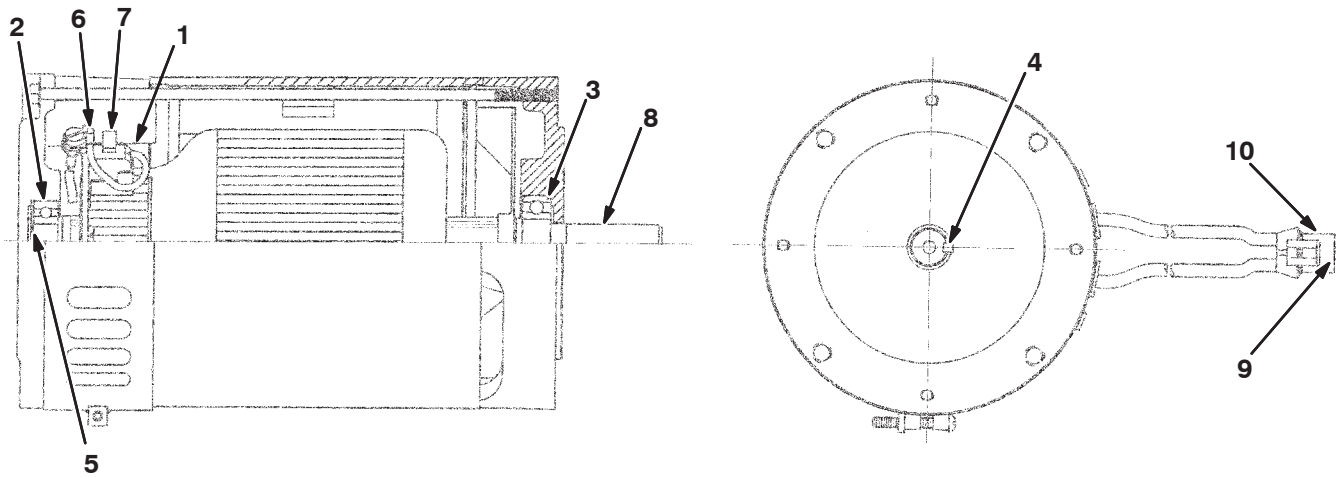
Fig. 5 - Electric Motor Breakdown, 383709



383107

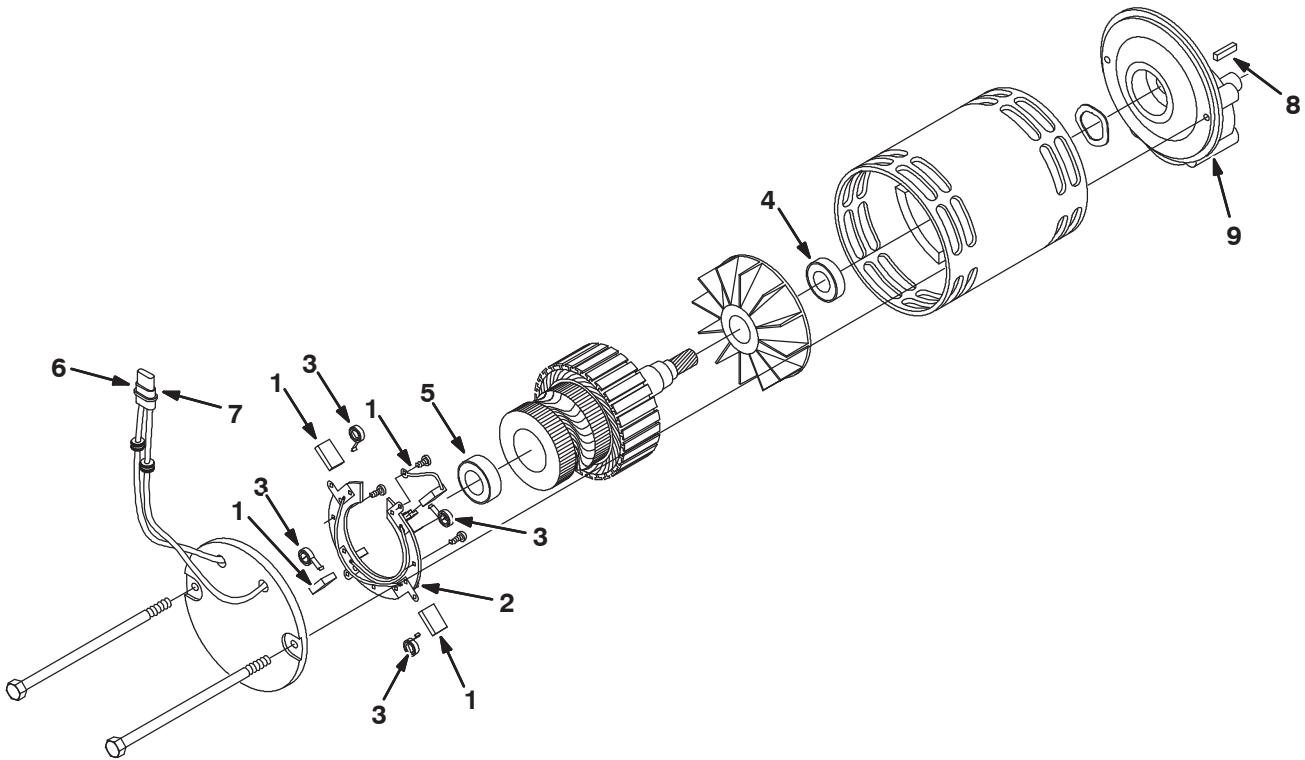
	Ref.	Part No.	Serial Number	Description	Qty.
∇	1	383709	(0000-) Motor Assy	1
▲∇		384207	(0000-) Bearing Kit	1
▲▲		384256	(0000-) Bearing	2
▲▲		222637	(0000-) Snap Ring	2
▲		384257	(0000-) Brush	2
▲		384258	(0000-) Screw, 6-32	2
▲		384259	(0000-) Spring, Retaining, Brush	2
▲	2	00912	(0000-) Key, Square	1

Fig. 6 - Electric Motor Breakdown, 386050



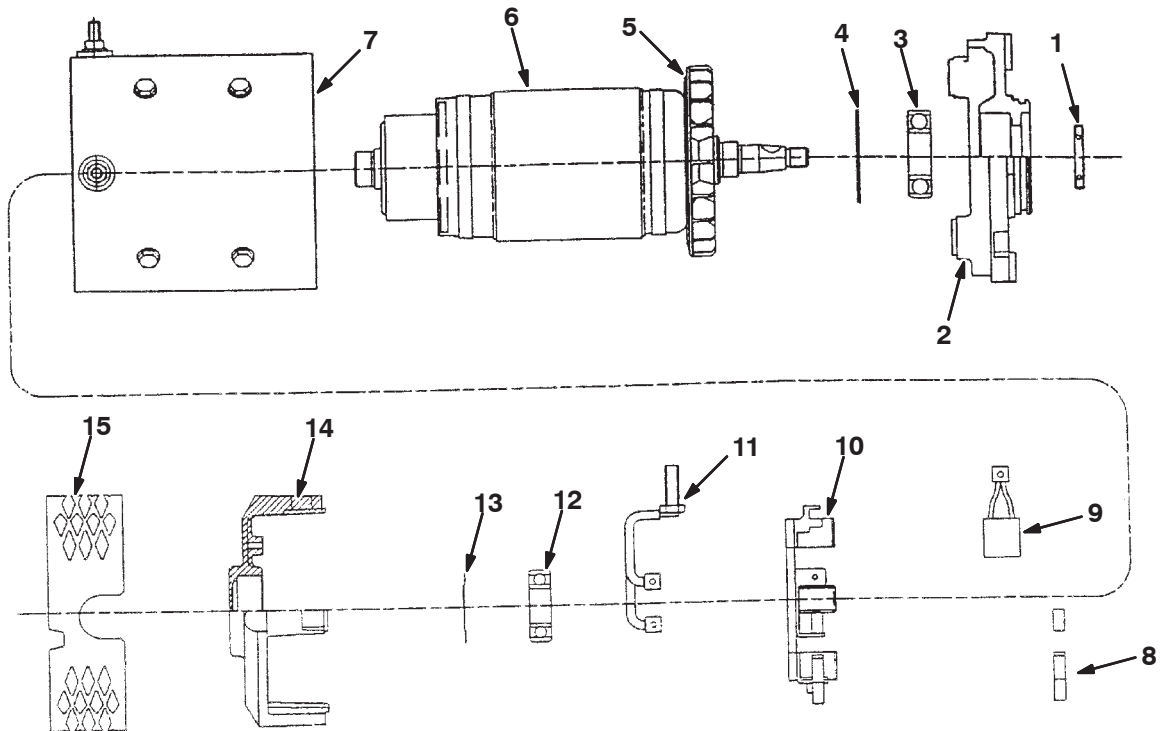
Ref.	Part No.	Serial Number	Description	Qty.
▽	386050	(0000-) Motor, Ele, 36 Vdc 1500 Rpm 1.5 Hp	
▲	1 41367	(0000-) Brush	4
▲	2 41368	(0000-) Bearing	1
▲	3 41371	(0000-) Bearing	1
▲	4 00918	(0000-) Key, Sq, 0.19 X 0.19, 01.25L	1
▲	5 387250	(0000-) Spring, Bearing	1
▲	6 21800	(0000-) Ring, Brush	1
▲	7 60189	(0000-) Spring	4
▲	8 387251	(0000-) Armature Assy, Complt	1
▲	9 24537	(0000-) Terminal, [Metripk630], Fem 10	2
▲	10 10925	(0000-) Connector, 2-Conductor	1

Fig. 7 - Electric Motor Breakdown, 386679



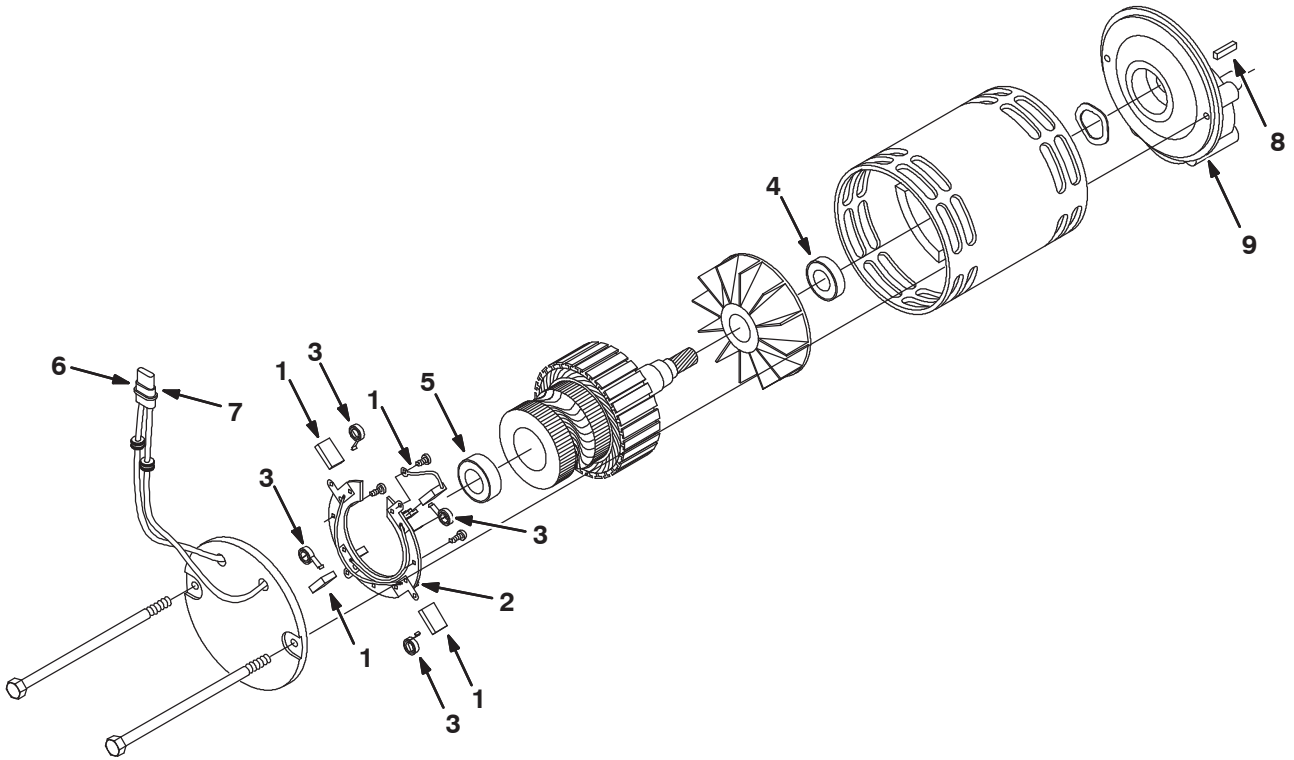
Ref.	Part No.	Serial Number	Description	Qty.
▽	386679	(0000-) Motor, Gear, Ele, 1.5Hp, 36Vdc, 300Rpm	
▲	1 387371	(0000-) Brush Kit	1
▲▽	2 387373	(0000-) Brush Holder Assy	1
▲▲	3 387374	(0000-) Spring, Brush	4
▲	4 41371	(0000-) Bearing	1
▲	5 41368	(0000-) Bearing	1
▲	6 10925	(0000-) Connector Body	1
▲	7 24537	(0000-) Terminal	2
▲	8 00928	(0000-) Key Square 0.25 X 0.25, 01.00L	1
▲	9 387372	(0000-) Gearbox, Motor	1

Fig. 8 - Electric Motor Breakdown, 386811



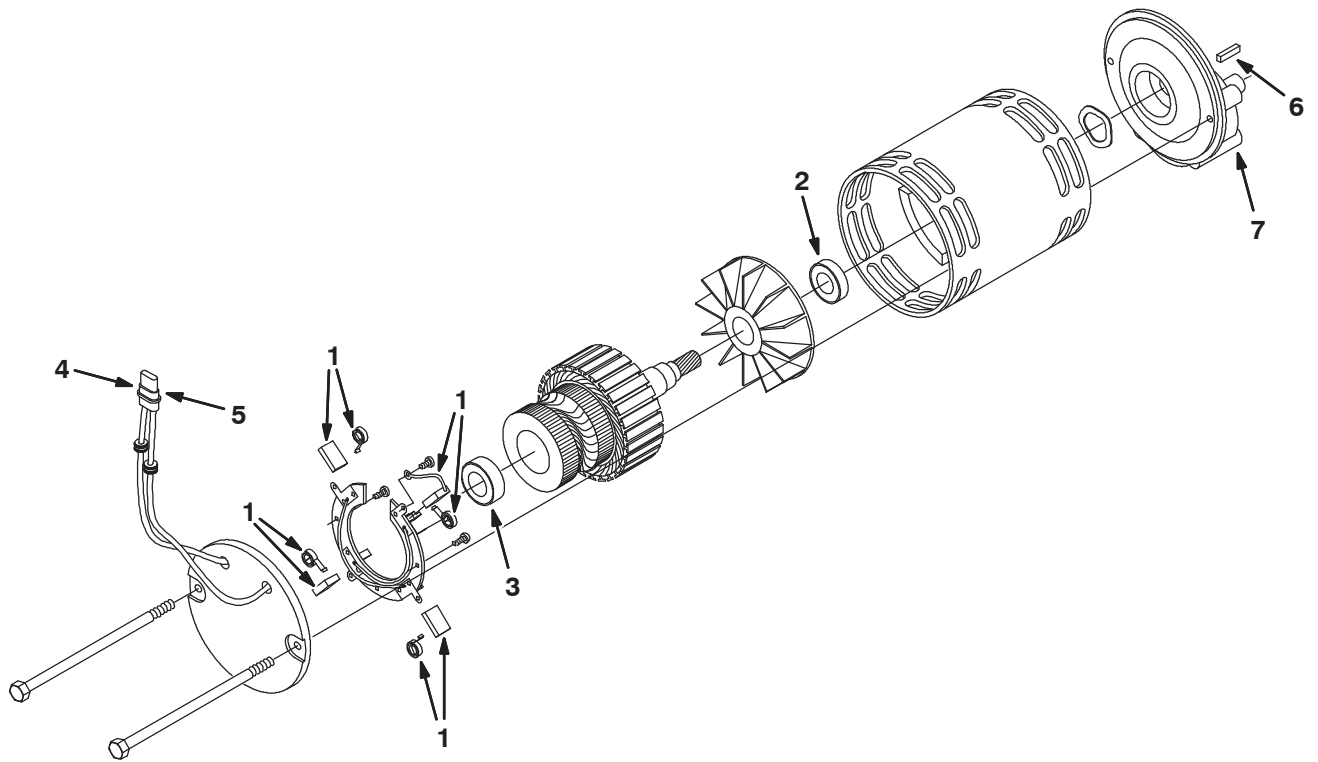
Ref.	Part No.	Serial Number	Description	Qty.
▽	386811	(0000-) Motor, Ele, Traction	
▲	1 48753	(0000-) Seal	1
▲	2 387354	(0000-) Head, Drive End	1
▲	3 48754	(0000-) Bearing	1
▲	4 387355	(0000-) Ring, Retaining	1
▲	5 361966	(0000-) Armature Fan	1
▲	6 387356	(0000-) Armature and Fan Assembly	1
▲	7 387357	(0000-) Frame and Field Assembly	1
▲	8 48755	(0000-) Spring, Brush	1
▲	9 385742	(0000-) Brush, Motor, Ele	4
▲	10 223677	(0000-) Brush Palte	1
▲	11 387358	(0000-) Wire Assy, Brush	1
▲	12 48758	(0000-) Bearing	1
▲	13 361971	(0000-) H-016 Wavy Washer	1
▲	14 387359	(0000-) Head, Commutator End	1
▲	15 361973	(0000-) Headband	1

Fig. 9 - Electric Motor Breakdown, 387585



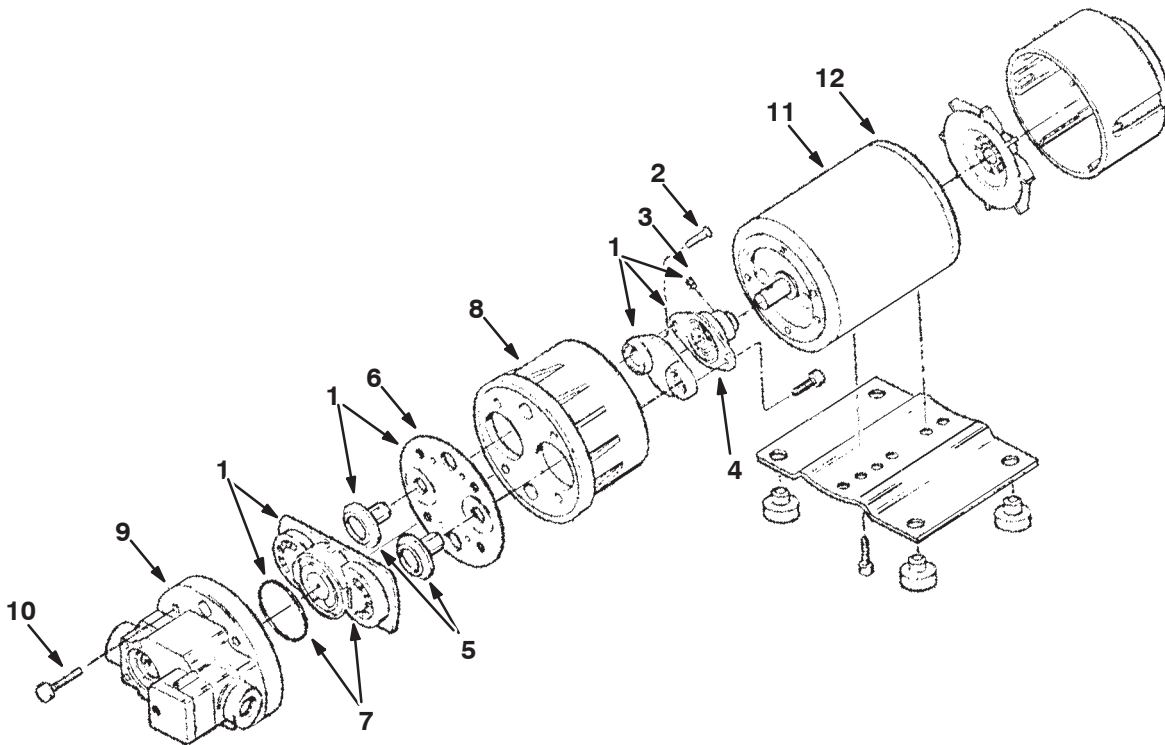
Ref.	Part No.	Serial Number	Description	Qty.
▽	387585	(0000-) Motor, Gear, Ele, 1.5Hp, 36Vdc, 300Rpm	
▲	1 387589	(0000-) Brush	4
▲	2 387590	(0000-) Brush, Board, Assy	1
▲	3 387592	(0000-) Spring, Brush	4
▲	4 387587	(0000-) Bearing	1
▲	5 387588	(0000-) Bearing	1
▲	6 10925	(0000-) Connector Body	1
▲	7 24537	(0000-) Terminal	2
▲	8 00928	(0000-) Key Square 0.25 X 0.25, 01.00L	1
▲	9 374005	(0000-) Gearbox, Motor	1

Fig. 10 - Electric Motor Breakdown, 386687



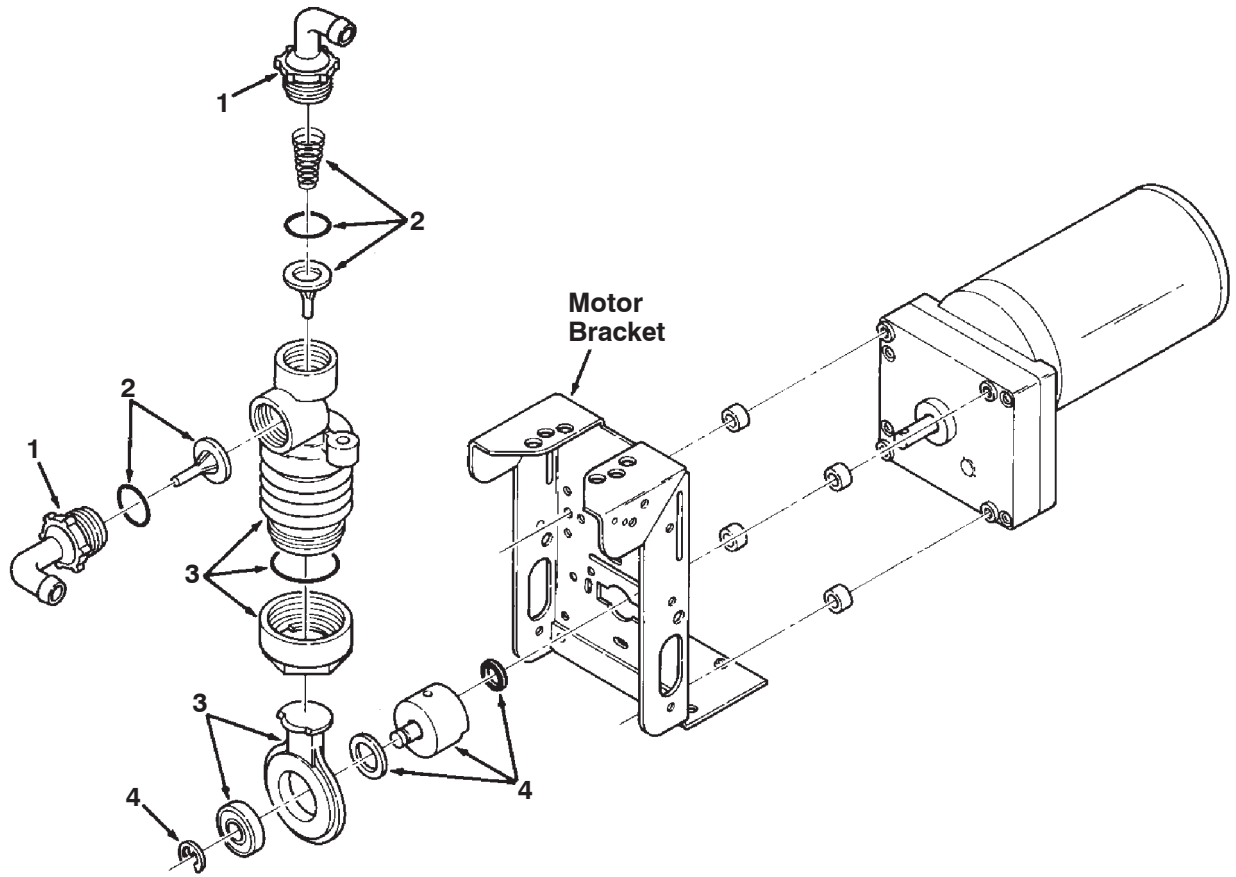
Ref.	Part No.	Serial Number	Description	Qty.	
▽	386687	(0000-) Motor, Gear, 1.0Hp 36V	1	
▲	1	222606	(0000-) Brush Kit	1
▲	2	222618	(0000-) Bearing	1
▲	3	222617	(0000-) Bearing	1
▲	4	10925	(0000-) Connector Body	1
▲	5	24537	(0000-) Terminal	2
▲	6	00928	(0000-) Key Square 0.25 0.25 01.00 Lg	1
▲	7	374005	(0000-) Gearbox, Motor	1

Fig. 11 - Water Pump Breakdown, 387321



Ref.	Part No.	Serial Number	Description	Qty.
▽	387321	(0000-) Pump kit, power wand	1
▲	1 65678	(0000-) Seal kit	1
▲	2 65667	(0000-) Screw	1
▲	3 65668	(0000-) Screw	1
▲	4 370923	(0000-) Cam/bearing\Diaphragm Kit	1
▲	5 65671	(0000-) Piston	1
▲	6 65672	(0000-) Diaphragm kit	1
▲	7 65673	(0000-) Check valve assy	1
▲	8 65670	(0000-) Bearing cover	1
▲	9 65674	(0000-) Switch assy	1
▲	10 65675	(0000-) Pump screw	1
▲	11 65676	(0000-) Motor	1
▲	12 65677	(0000-) Brush/rectifier Assy	1
▲	78950	(0000-) Connector assy	2
▲	78951	(0000-) Terminal female	2
▲	10917	(0000-) Seal connector	2

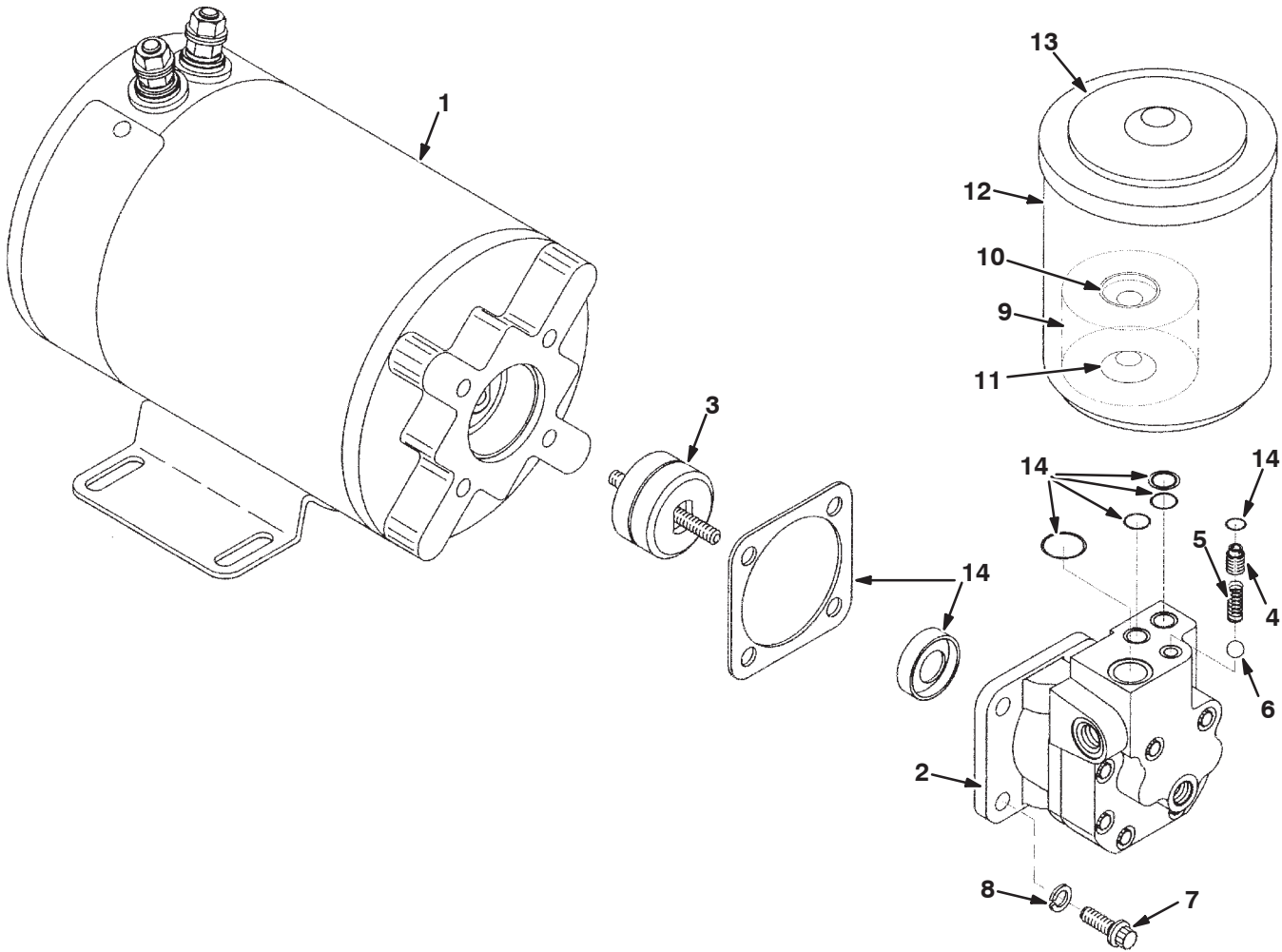
Fig. 12 - Metering Solution Pump Breakdown, 386364



00112 - ALL

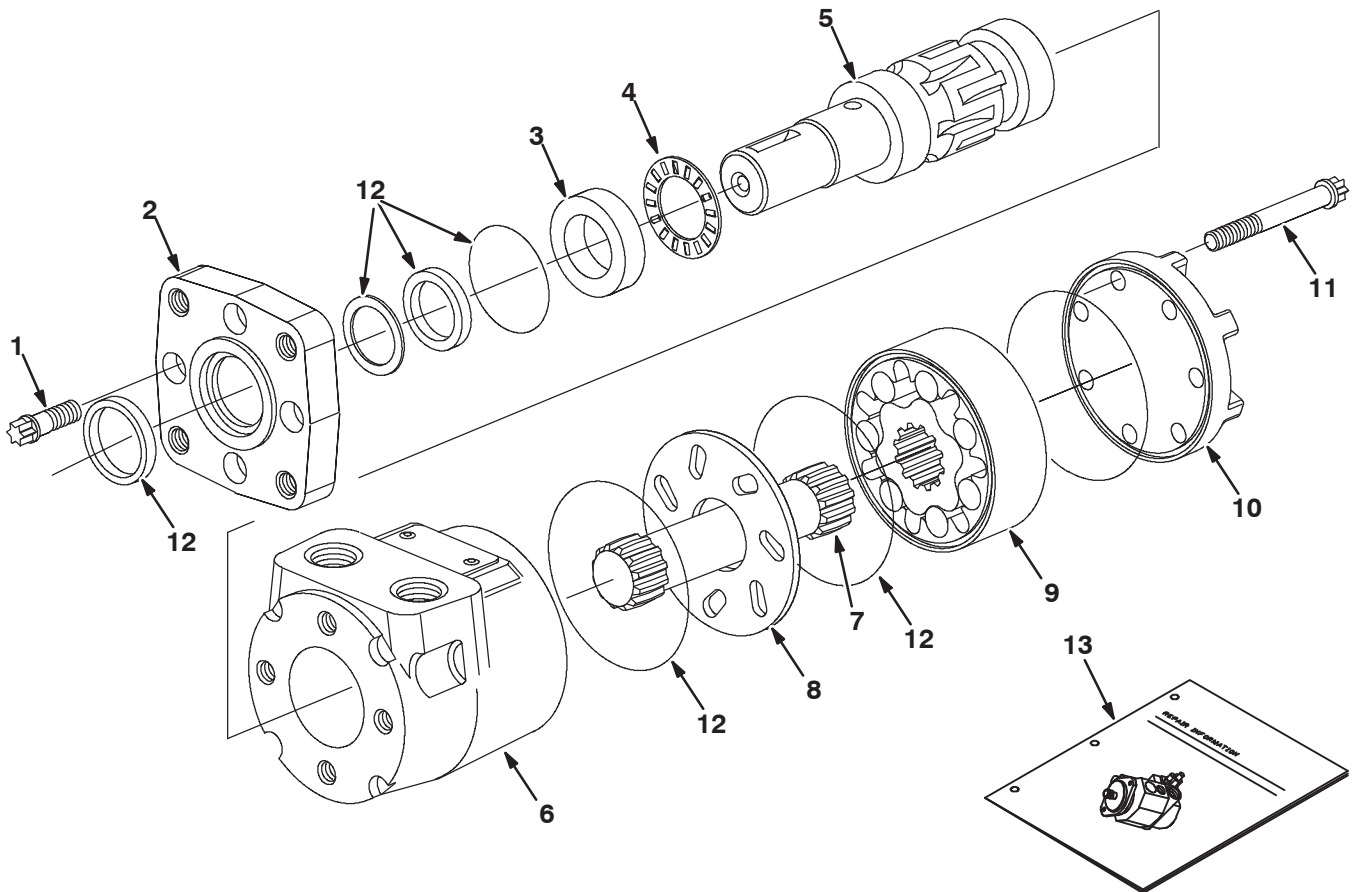
Ref.	Part No.	Serial Number	Description	Qty.
▽	386364	(0000-) Pump, Metering Solution	1
▲	1 63923	(0000-) Connector Kit, Tubing	1
▲	2 21659	(0000-) Valve Kit, Pump	1
▲	3 21661	(0000-) Replacement Kit, Bellows	1
▲	4 02430	(0000-) Crank Replacement Kit	1

Fig. 13 - Hydraulic Powerunit Breakdown, 368704



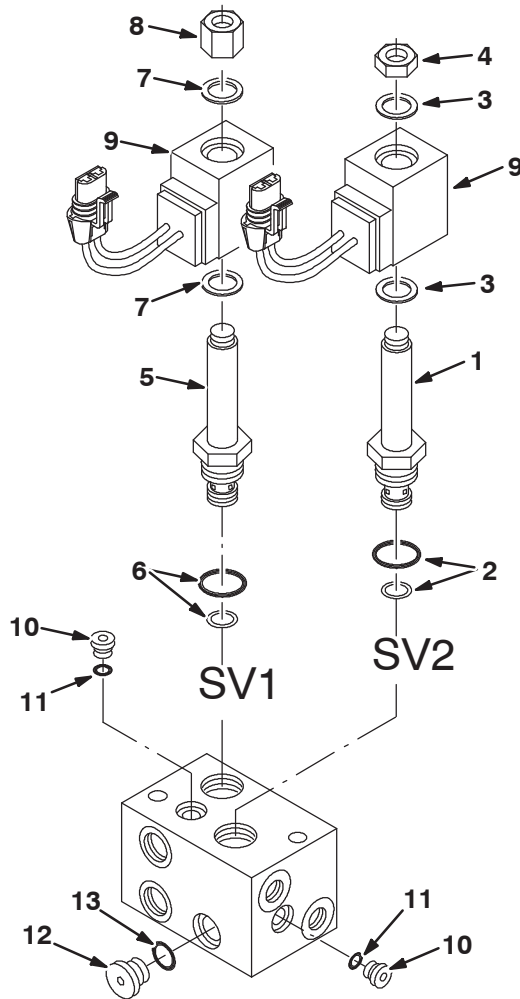
Ref.	Part No.	Serial Number	Description	Qty.
▽	386704	(0000-) Powerunit, Hyd, 36Vdc	1
▲	1 387597	(0000-) Motor, Elect	1
▲	2 387598	(0000-) Pump assy	1
▲	3 387599	(0000-) Coupling, Flexible	1
▲	4 387600	(0000-) Screw, Adjuster	1
▲	5 387607	(0000-) Spring	1
▲	6 387608	(0000-) Ball, Check	1
▲	7 387609	(0000-) Screw, Mtg	4
▲	8 387610	(0000-) Washer	4
▲	9 387602	(0000-) Element, Fltr	1
▲	10 387603	(0000-) Seal, Cup, Upper	1
▲	11 387604	(0000-) Seal, Cup, Lower	1
▲	12 387605	(0000-) Reservoir	1
▲	13 387606	(0000-) Cover, Reservoir	1
▲	14 387601	(0000-) Kit, Seal	1

Fig. 14 - Hydraulic Motor Breakdown, 386703



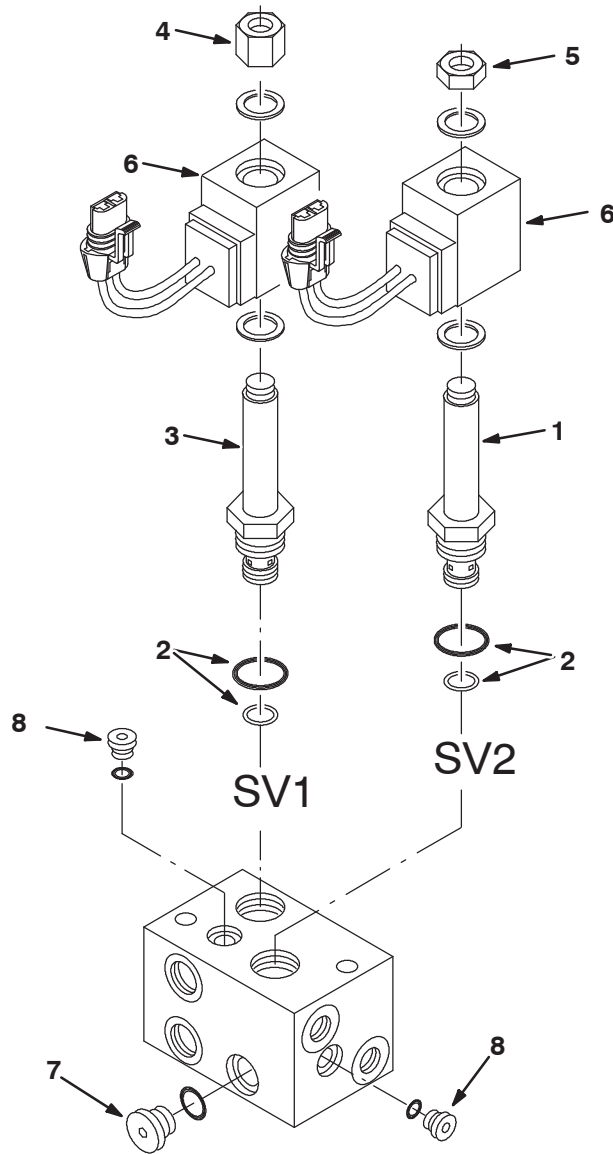
Ref.	Part No.	Serial Number	Description	Qty.	
▽	386703	(0000-) Motor, Hyd	1	
▲	1	37555	(0000-) Screw	4
▲	2	763504	(0000-) Flange	1
▲	3	16695	(0000-) Race Thrust	1
▲	4	45628	(0000-) Bearing, Thrust	1
▲	5	763508	(0000-) Shaft, Output	1
▲	6	22655	(0000-) Housing	1
▲	7	373344	(0000-) Drive, Main	1
▲	8	22658	(0000-) Spacer	1
▲	9	373343	(0000-) Geroler S/A	1
▲	10	373422	(0000-) Cap, End	1
▲	11	21958	(0000-) Cap Screw	7
▲	12	373423	(0000-) Kit, Seal, Motor	1
▲	13	22661	(0000-) Instruction, Repair	1

Fig. 15 - Hydraulic Solenoid Valve Breakdown, 386705



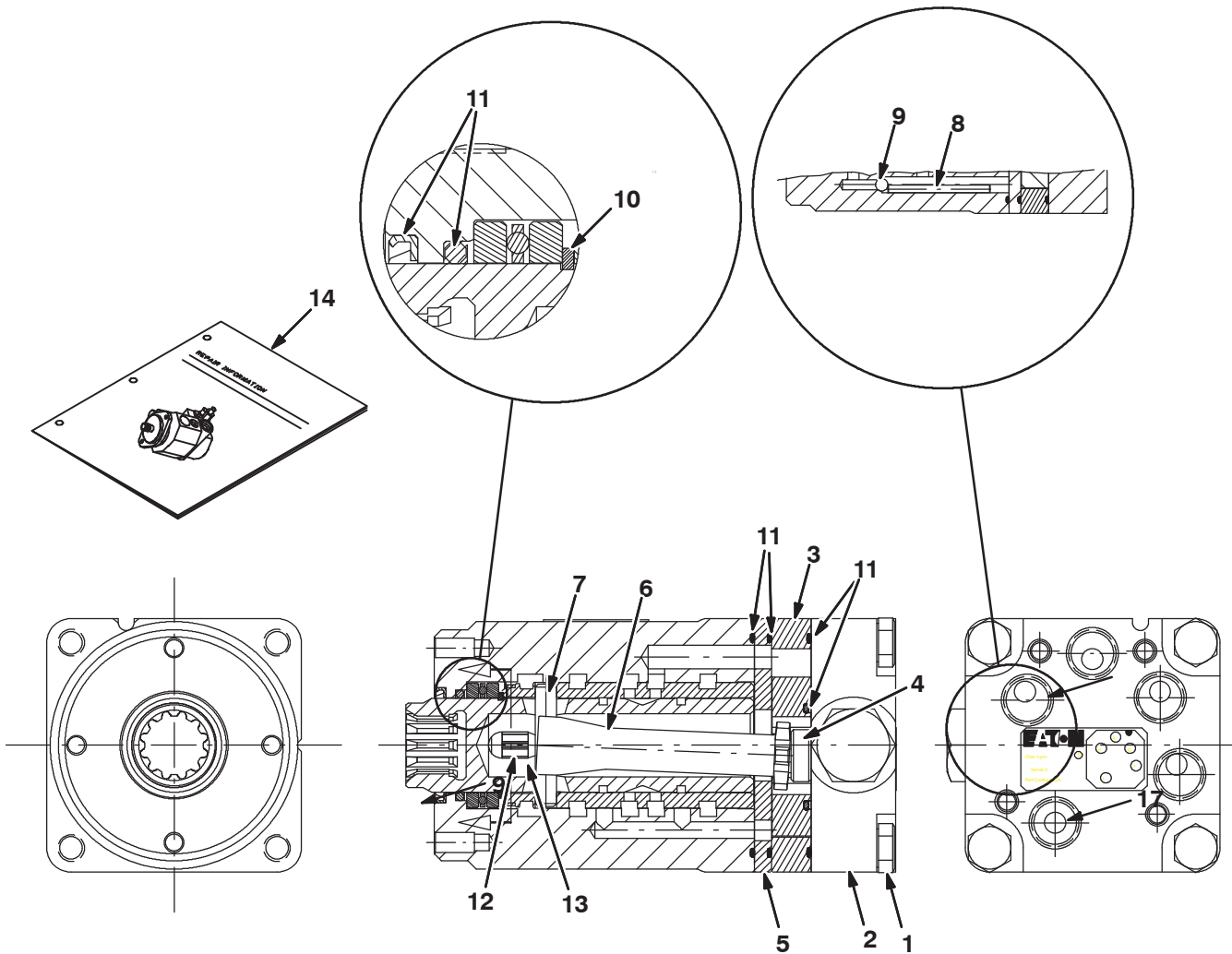
Ref.	Part No.	Serial Number	Description	Qty.
▽	386705	(0000-) Valve, Hyd, Solenoid	1
▲▽	1 79716	(0000-) Valve Stem	1
▲▲	2 79711	(0000-) Kit, Seal, Hyd, Valve	1
▲▲	3 79740	(0000-) Kit, Seal, Hyd, Valve	1
▲▲	4 79728	(0000-) Nut	1
▲▽	5 79739	(0000-) Valve, Stem	1
▲▲	6 79711	(0000-) Kit, Seal, Hyd, Valve	1
▲▲	7 79740	(0000-) Kit, Seal, Hyd, Valve	1
▲▲	8 79731	(0000-) Nut	1
▲	9 373421	(0000-) Coil 36v	2
▲▽	10 13902	(0000-) Plug, O-Ring	2
▲▲	11 77001	(0000-) Seal, O-Ring,	1
▲▽	12 74098	(0000-) Plug, O-Ring	1
▲▲	13 77003	(0000-) Seal, O-Ring, .072 X .35id	1

Fig. 16 - Hydraulic Solenoid Valve Breakdown, 1049212



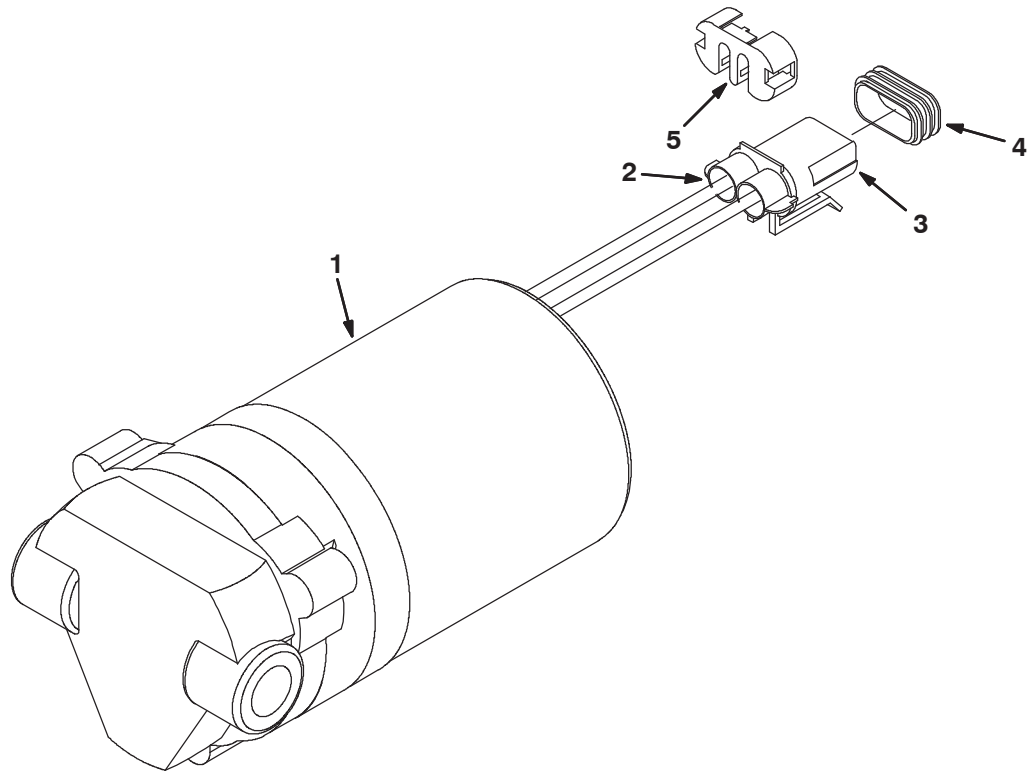
Ref.	Part No.	Serial Number	Description	Qty.	
▽	1049212	(0000-) Valve, Cntrl, Hyd, Solenoid, 36vdc 06gpm	1	
▲	1	1050812	(0000-) Stem, Valve, Hyd	1
▲	2	1050780	(0000-) Seal Kit, Cartridge	1
▲	3	1052230	(0000-) Stem, Valve, Hyd	1
▲	4	373585	(0000-) Nut, Long	1
▲	5	373584	(0000-) Nut, Short	1
▲	6	1052515	(0000-) Solenoid, Valve, Hyd, 36vdc	2
▲	7	1050873	(0000-) Fitting, Plug, Om06, Valve	1
▲	8	1050869	(0000-) Fitting, Plug, Om04, Valve	2

Fig. 17 - Hydraulic Steering Valve Breakdown, 373495



Ref.	Part No.	Serial Number	Description	Qty.
▽	373495	(0000-) Steer-Control, Hyd	4
▲	1 373567	(0000-) Screw, Cap	1
▲	2 373568	(0000-) Cap, End	1
▲	3 373569	(0000-) Geroter	1
▲	4 373570	(0000-) Spacer	1
▲	5 373571	(0000-) Plate, Wear	1
▲	6 74231	(0000-) Drive, Valve, Strg	1
▲	7 74232	(0000-) Pin, Valve, Strg	1
▲	8 373572	(0000-) Pin	1
▲	9 74114	(0000-) Ball, Check, Strg Valve	1
▲	10 74243	(0000-) Ring, Retainer, Valve, Strg	1
▲	11 74244	(0000-) Kit, Seal, Hyd, Valve, Strg	1
▲	12 74196	(0000-) Kit, Spring, Valve, Strg	1
▲	13 21935	(0000-) Bearing Kit	1
▲	14 74245	(0000-) Instruction, Repair, Valve, Strg	1

Fig. 18 - ec-H2O Solution Pump Breakdown, 1005866



- ALL

	Ref.	Part No.	Serial Number	Description	Qty.
▽		1005866	(0000-) Pump, Soltn, Ele, 36vdc	1
▲	1	391433	(0000-) Head Kit, Pump, Water, Repair	1
▲	2	78950	(0000-) Connector, Fem, 2cav, Mp280 Sealed	1
▲	3	78951	(0000-) Terminal, Fem, Mp280, Sealed, 18-16ga	1
▲	4	10917	(0000-) Seal, Wire, 14/16ga [Wp / Mp280 Sealed]	1
▲	5	78952	(0000-) Lock, Secondary, 2cav, Mp280 Sealed	1

Fig. 19 - ec-H2O Module Assembly Breakdown, 9006270

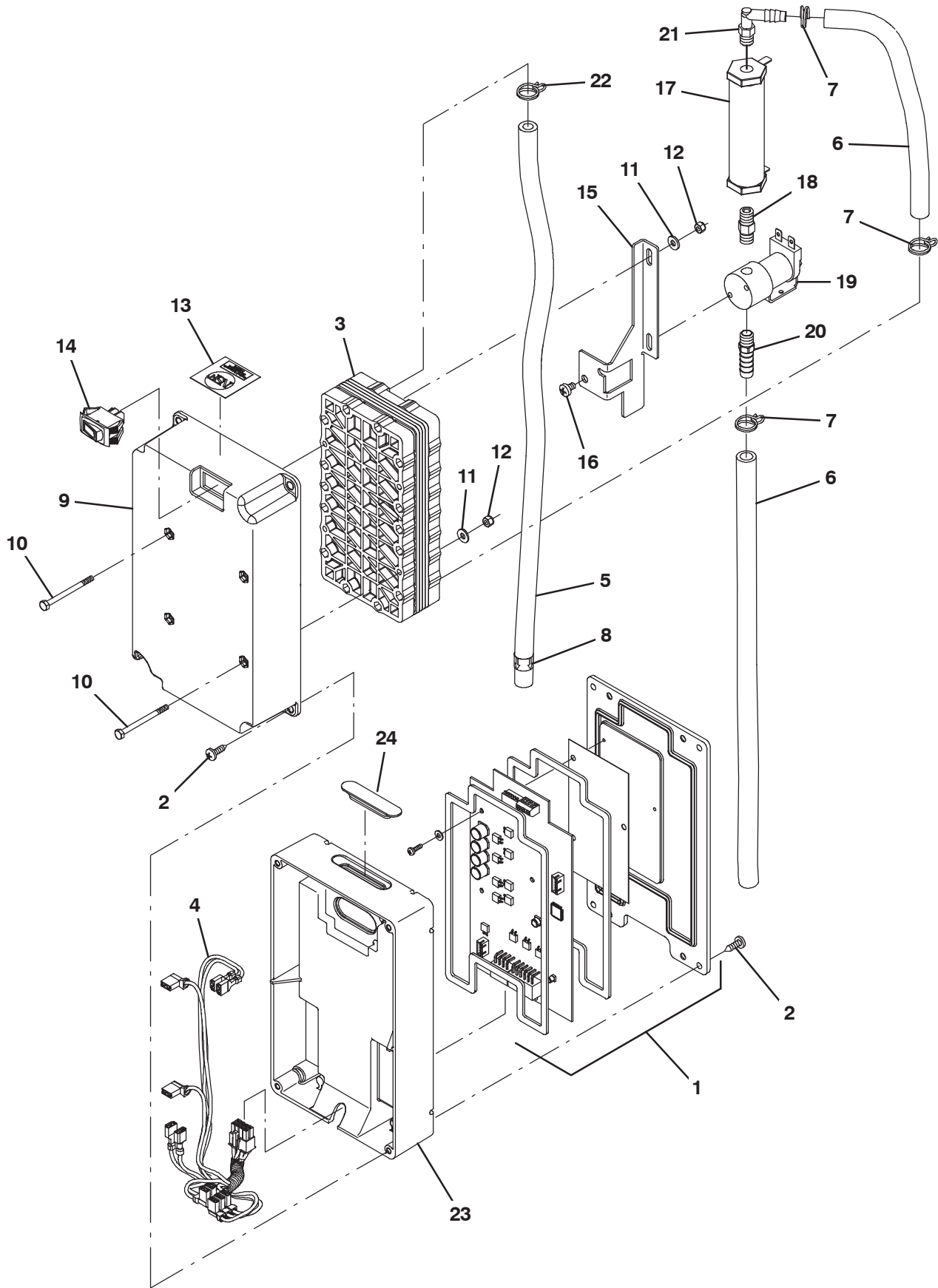
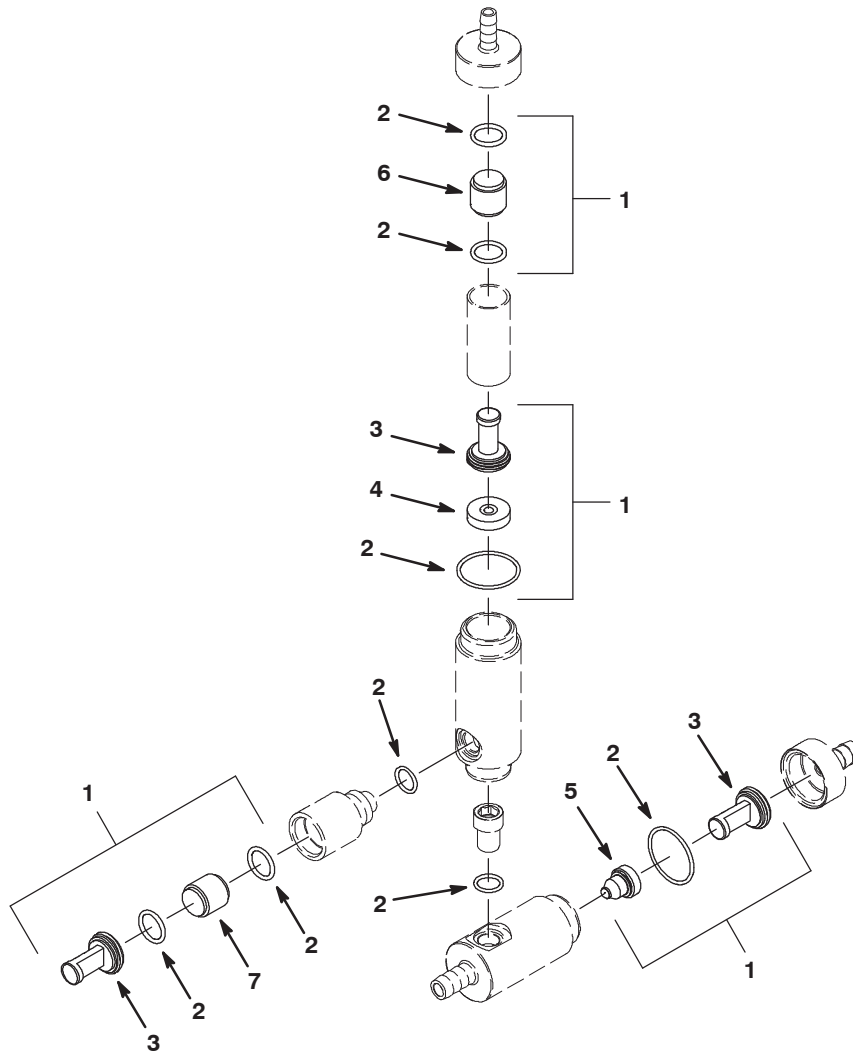


Fig. 19 - ec-H2O Module Assembly Breakdown, 9006270

Ref.	Part No.	Serial Number	Description	Qty.
▽	9006270	(000000-) Module Kit, Replmt [Ec-H2o]	1
▲	1 9007969	(000000-) Controller Kit, Replmt [ec-H2O]	1
▲	2 1018155	(000000-) Screw, Pan, Phl, M5 X 0.80 X 16, Tcut,Ss	8
▲▽	9006325	(000000-) Ec-H2o Kit, Module C, Plumbing	1
▲▲	3 1050767	(000000-) Electrode, 5 Plate, High Flow	1
▲▲	4 1049489	(000000-) Harness, Main,Controlboard[Ec-H2o 5cell]	1
▲▲	5 1014971	(000000-) Hose, Afmkt, Pvc, Brd, 0.38id, 01ft, Clr	1
▲▲	6 9006268	(000000-) Hose, Pvc, Brd, 0.31id 0.53od, 2ft, Clr	1
▲▲	7 1053464	(000000-) Clamp, Hose, Wir, .52 - .56, Yel	3
▲▲	8 1049637	(000000-) Label, Direction [Ec-H2o]	1
▲▲	9 1051519	(000000-) Housing, Upper, Module, High Flow	1
▲▲	10 32509	(000000-) Screw, Hex, M4 X 0.70 X 50, Ss	4
▲▲	11 41579	(000000-) Washer, Flat, 08, Ss	4
▲▲	12 33932	(000000-) Nut, Hex, Lock, M4 X 0.70, NI, Ss	4
▲▲	13 1046041	(000000-) Label, Module [Nsf, Ec-H2o]	1
▲▲	14 1044393	(000000-) Switch, Rocker, Spst, Mom	1
▲▲	15 1048741	(000000-) Bracket, Valve, Large	1
▲▲	16 578856	(000000-) Screw, Flt, Phl, 10-32 X 0.31	2
▲▲	17 1062006	(000000-) Electrode, Cylindrical	1
▲▲	18 1045030	(000000-) Fitting, Brs, Str, Pm02/Pm02	1
▲▲	19 1048643	(000000-) Valve, Solenoid, 0.25" Orifice, 24vdc	1
▲▲	20 1005375	(000000-) Fitting, Plstc, Str, Bm06/Pm02, Nyl	1
▲▲	21 1051268	(000000-) Fitting, Plstc, E90, Bm05/Pm02, Nyl	1
▲▲	22 607775	(000000-) Clamp, Hose, Wir, .63 - .66, Blk	1
▲	23 1037032	(000000-) Housing, Bottom	1
▲	24 1050431	(000000-) Grommet, Blind	1

Fig. 20 - FaST Injector Assembly Breakdown, 1050333



354649

Ref.	Part No.	Serial Number	Description	Qty.
▽	1050333	(0000-) Injector Assy, High, .052 .010[FaST II+]	1
▲▽	1 9006119	(0000-) FaST Kit, Ci [Inj Reblid, 7300/8300]	1
▲▲	2 9003008	(0000-) Fast Kit, Ci, Injector Seals [Fast li+]	1
▲▲	3 9003009	(0000-) Fast Kit, Ci, Injector Filters[Fast li+]	1
▲▲	4 1050342	(0000-) Plate Assy, Orifice, 0.010ld, Purple	1
▲▲	5 1050336	(0000-) Plug, Orifice, 0.052, Ss [FaST II+]	1
▲▲	6 1030444	(0000-) Valve, Check, 0002psi [Fast li+]	1
▲▲	7 1030441	(0000-) Valve, Check, 0005psi [Fast li+]	1

SECTION 5

CONTENTS	PAGE
PART NUMBER TO PAGE NUMBER CROSS REFERENCE LIST	5-2
PART DESCRIPTION TO PAGE NUMBER CROSS REFERENCE LIST	5-13

CROSS REFERENCE

PART NUMBER TO PAGE NUMBER CROSS REFERENCE LIST

Part Number	Page Number	Part Number	Page Number	Part Number	Page Number
00500-10	2-101	02076	2-21	07792	2-71, 3-79, 3-81, 3-83, 3-85
00910	2-85	02129	3-107	07800	2-93
00911	2-85, 3-39, 3-59	02430	4-15	07805	3-107
00912	2-85, 2-101, 3-39, 3-59, 4-6, 4-7, 4-8	02850	2-11, 2-37, 2-45, 2-111, 3-95	08085	3-47, 3-49, 3-67, 3-69
00918	3-39, 3-59, 4-9	02931	2-71	08175	2-89
00926	2-95	02938	2-113	08178	2-11, 2-73, 2-75, 2-77, 3-99, 3-101, 3-103, 3-105
00928	4-10, 4-12, 4-13	02942	2-81, 3-39, 3-59	08179	2-97
00954	2-101	03495	2-75, 2-77, 3-99, 3-101, 3-103, 3-105	08182	2-19, 2-55, 2-59, 2-65, 2-83, 3-25, 3-31, 3-37, 3-45, 3-55
01316	2-33	04414	2-75, 2-77, 3-99, 3-101, 3-103, 3-105	08236	2-91
01516	2-71	04417	2-71, 2-73	08346	2-59, 3-25, 3-37, 3-55
01683	2-19, 2-27, 2-31, 2-49, 2-51, 2-55, 2-109, 2-111, 2-113, 3-73, 3-107	04733-10	2-73	08708	2-9, 2-13, 2-15, 2-19, 2-81, 2-91, 2-101, 2-111, 2-113, 2-121, 3-7, 3-9
01684	2-3, 2-5, 2-7, 2-11, 2-27, 2-33, 2-55, 2-65, 2-67, 2-69, 2-73, 2-75, 2-77, 2-81, 2-115, 2-117, 3-19, 3-31, 3-33, 3-35, 3-39, 3-41, 3-43, 3-45, 3-47, 3-49, 3-51, 3-53, 3-59, 3-61, 3-63, 3-65, 3-67, 3-69, 3-71, 3-79, 3-81, 3-83, 3-85, 3-93, 3-99, 3-101, 3-103, 3-105	04843	2-27, 2-55, 2-65, 3-31, 3-45, 3-65	08709	2-7, 2-9, 2-19, 2-23, 2-27, 2-45, 2-79, 2-81, 2-85, 2-87, 2-89, 2-91, 2-93, 2-95, 2-103, 2-109, 2-115, 2-117, 3-19, 3-41, 3-43, 3-61, 3-63, 3-73
01685	2-11, 2-17, 2-23, 2-29, 2-33, 2-35, 2-39, 2-41, 2-55, 2-57, 2-61, 2-63, 2-65, 2-67, 2-69, 2-73, 2-75, 2-77, 2-81, 3-19, 3-23, 3-25, 3-27, 3-29, 3-31, 3-33, 3-35, 3-41, 3-43, 3-45, 3-55, 3-61, 3-63, 3-65, 3-87, 3-93, 3-95, 3-99, 3-101, 3-103, 3-105, 3-107, 3-111	05686	2-71	08711	2-15, 2-25, 2-81, 2-97, 3-19, 3-25
01686	2-29, 2-35, 2-39, 2-41, 2-57, 2-59, 2-65, 2-67, 2-69, 2-71, 2-73, 2-81, 3-11, 3-13, 3-16, 3-17, 3-19, 3-23, 3-25, 3-31, 3-33, 3-35, 3-37, 3-39, 3-45, 3-47, 3-49, 3-55, 3-59, 3-65, 3-67, 3-69	06279	2-55, 2-59, 2-73, 3-25, 3-31, 3-37, 3-55	08712	2-27, 2-33, 2-59, 2-61, 2-63, 2-65, 2-67, 2-69, 2-73, 2-85, 2-87, 3-27, 3-29, 3-31, 3-33, 3-35, 3-41, 3-43, 3-45, 3-51, 3-53, 3-61, 3-63, 3-65, 3-71, 3-93, 3-107
01690	2-9	06415	2-91	08713	2-23, 2-29, 2-55, 2-57, 2-67, 2-69, 2-73, 2-75, 2-77, 2-93, 3-23, 3-25, 3-31, 3-33, 3-35, 3-37, 3-55, 3-56, 3-65, 3-87, 3-93, 3-99, 3-101, 3-103, 3-105, 3-107, 3-109, 3-111
01692	3-47, 3-67	06474A	2-19	08714	2-57, 2-71, 2-73, 2-93, 3-16, 3-17, 3-23, 3-25, 3-39, 3-55, 3-59
01713	2-7, 2-111, 2-113, 2-115, 2-117	06549	2-13, 2-49, 2-87, 2-91, 2-99, 2-111, 2-113, 3-39, 3-59	08716	2-59, 2-65, 2-67, 2-69, 2-73, 2-81, 3-31, 3-33, 3-35, 3-45, 3-51, 3-53, 3-65, 3-71
01714	2-19, 2-89	06925	2-113	09007	2-13, 2-27, 2-33, 3-93
01715	2-111, 2-113, 2-115, 2-117	06931	2-19, 2-113	09010	2-11, 2-33, 2-45, 2-57, 2-71, 2-73, 3-23, 3-25, 3-37, 3-55, 3-93, 3-99, 3-101
01726	3-111	06942	2-15, 2-43, 2-45, 2-49, 2-91, 2-95, 2-111, 2-113, 2-119	09011	2-29, 2-39
01760	3-107	06943	2-7, 2-9, 2-23, 2-53, 2-85, 2-89, 2-95, 2-101, 3-7, 3-9	09023	2-67, 2-69, 3-33, 3-35, 3-87, 3-107
01837	4-3, 4-5	06944	2-19, 2-91	09026	2-23, 2-93
01842	4-3	06945	2-121	09028	2-57, 2-93, 3-11, 3-13, 3-16, 3-17, 3-23, 3-25, 3-55
01856	4-3, 4-5	06946	2-15, 2-111, 2-113	09030	2-21
01969	4-3	06949	3-7, 3-9		
01971	4-3, 4-5	06955	2-23, 2-91		
01982	4-3	06958	2-103		
01983	4-3	06960	2-15		
		06961	3-11, 3-13, 3-14		
		06963	2-19		
		06964	2-93		
		06965	2-93		
		06969	2-25, 3-25		
		06971	2-97		
		06974	2-81, 2-97, 3-19		
		06977	2-85, 2-87		
		07112	2-15, 2-97		
		07259	2-95		
		07450	2-71, 2-73, 2-83		
		07471	3-43, 3-63		
		07514	2-113, 2-115, 2-117		
		07786	2-67, 2-69, 2-81, 2-93, 3-33, 3-35, 3-47, 3-49, 3-67, 3-69		
		07787	2-87		
		07789	2-121, 3-73		
		07790	2-95, 2-111, 2-113, 3-7, 3-9		
		07791	2-7, 2-21, 2-81, 2-91, 2-103, 3-3, 3-5, 3-19		

CROSS REFERENCE

Part Number	Page Number	Part Number	Page Number	Part Number	Page Number
09088	2-25	1010614	2-43	1037346	3-73
09162	2-85	1010655	2-43	1037822	1-1, 1-2, 2-35, 2-41
09198	2-3, 2-5, 3-39, 3-59, 3-107	1010658	2-43	1039190	2-75, 2-77, 3-99, 3-101, 3-103, 3-105
09206	2-37, 2-45	1010660	2-43	1040467	3-73
09228	3-95	1010661	2-43	1040868	3-75
09244	2-91, 2-109, 2-121	1010668	2-49, 3-43, 3-63	1041470	3-111
09252	2-43	1010713	2-43	1041471	3-111
09291	2-83, 3-21, 3-39, 3-59	1010791	2-43, 2-45	1041699	3-111
09294	2-21	1010832	3-63	1041711	3-111
09480	2-81, 3-19	1010835	2-43	1041712	3-111
09718	3-25, 3-37, 3-55	1010836	2-43	1041766	2-53
09738	3-39, 3-59	1010871	2-45	1041772	2-53
09739	2-31, 2-51, 2-55, 3-37, 3-55, 3-107	1011170	2-45	1041822	3-75
09740	2-7, 2-11, 2-35, 2-41, 2-81, 2-93, 3-25, 3-55, 3-107, 3-109, 3-111	1011217	2-43	1041885	3-112
09741	2-75, 2-77, 2-87, 3-47, 3-49, 3-67, 3-69, 3-99, 3-101, 3-103, 3-105	1011276	2-121, 2-123	1042499	2-5
09744	3-47, 3-49, 3-51, 3-67, 3-69, 3-71, 3-79, 3-81, 3-83, 3-85	1011403	2-43, 2-45, 2-47, 2-49, 2-63, 3-43, 3-63	1042504	2-5
09746	2-87	1011411	3-73	1042513	2-19
09767	2-75, 2-77, 3-99, 3-101, 3-103, 3-105	1011412	3-73	1042514	2-19
09770	2-81, 3-19	1011521	2-43, 2-49, 2-61, 3-29, 3-43, 3-63	1043866	3-73
09774	3-47, 3-49, 3-67, 3-69	1011835	2-47	1044393	4-23
1001062	3-39, 3-59	10120	2-25	1045030	4-23
1001099	2-59, 3-25, 3-37, 3-55	1012528	2-61, 2-63, 3-27, 3-29	1045426	2-99
1002464	3-51, 3-71	1013866	2-45	1045633	2-49
1002789	2-47	1014056	2-45	1046041	4-23
1002898	2-45, 2-49	1014082	2-45	1046173	3-73
1002899	2-45, 2-49	1014971	4-23	10464	3-39, 3-59
1005026	1-2	1014986	2-45, 2-49	1048643	4-23
1005086	2-47	1014987	2-45	1048741	4-23
1005133	3-51, 3-71	1015045	2-63, 3-29, 3-43, 3-63	1048932	2-17
1005135	3-51, 3-71	1015048	3-29, 3-43, 3-63	1048955	2-17
1005255	2-45	1015096	2-149	1049092	2-17
1005302	2-47, 2-49, 3-73	1015097	3-43	1049212	2-103, 4-19
1005304	2-47	1015558	2-61, 2-63, 3-27	1049254	2-49
1005375	3-73, 4-23	1017015	2-45	1049259	2-49
1005404	2-81	1017022	2-45	1049269	3-79, 3-81, 3-83, 3-85
1005416	2-121	1017255	3-73	1049489	4-23
1005435	2-45, 2-49	1017288	2-149, 2-150	1049637	4-23
1005508	2-43	1017289	2-149	1050003	3-75
1005523	2-81	1017368	2-5	1050193	3-25, 3-37, 3-56
1005552	2-47	1017386	3-73	1050195	2-59
1005866	2-43, 3-73, 4-21	1017413	2-47, 2-49, 2-63, 3-29, 3-43, 3-63, 3-73	1050333	2-49, 4-24
1006400	2-49	1017415	2-47, 2-49, 3-73	1050336	4-24
1006401	3-29	1017441	2-81, 3-19	1050342	4-24
1006447	2-43	1017802	2-81, 3-19	1050431	4-23
1007107	3-107	1018155	4-23	1050664	3-76
1007337	2-113	1019285	2-35, 2-41	1050767	4-23
1007344	2-113	1021878	2-45, 2-49	1050771	2-49
1007349	2-113	1023676	2-25	1050780	4-19
1007353	2-113	1023677	2-25	1050805	2-49
1007486	3-25, 3-56	1024009	2-45	1050812	4-19
1007632	2-67, 3-33	1028580	2-45	1050869	4-19
1008211	2-45	1028581	2-121	1050873	4-19
1008274	2-81	1028581	2-43, 2-49	1051268	4-23
1008275	3-19	1030441	4-24	1051519	4-23
1010325	2-149	1030444	4-24	1052017	3-73
		1031699	2-31, 2-39, 2-51, 3-87	1052230	4-19
		1031700	3-79, 3-81, 3-83, 3-85	1052336	3-73
		1034891	2-19	1052515	4-19
		1035794	2-49	1052588	2-150
		10362	2-101	1052683	3-73
		1036903	2-107	1052726	3-73
		1037032	4-23	1052755	3-75
				1052832	3-73

CROSS REFERENCE

Part Number	Page Number	Part Number	Page Number	Part Number	Page Number
1053078	3-73	1056510	2-91	1056857	2-41
1053340	2-89	1056511	2-89	1056858	2-85
1053464	4-23	1056512	2-9	1056859	2-25
1053842	2-13	1056513	2-79	1056860	2-23
1054296	2-83, 3-21	1056514	3-21	1056861	2-25
1054657	3-76	1056515	2-7	1056862	2-57
1054776	3-73	1056516	3-25	1056863	2-67, 2-69, 3-33, 3-35
1055254	3-73	1056517	3-25, 3-55	1056864	2-33, 3-93
1055255	3-73	1056518	2-93	1056865	3-93
1055336	3-73	1056519	2-93	1056866	2-33
1055883	3-75	1056520	2-99	1056867	3-87
1056331	3-75	1056521	2-99	1056868	2-35
1056382	2-29, 2-39	1056522	2-91	1056870	2-87
1056383	2-7	1056523	2-103	1056871	2-87
1056386	2-11	1056524	2-7	1056872	3-87
1056387	2-7	1056525	2-93	1056873	3-41, 3-43, 3-61, 3-63
1056388	2-11	1056526	2-93	1056874	3-47
1056389	2-73	1056527	2-93	1056875	3-47, 3-49, 3-67, 3-69
1056390	2-59, 3-25, 3-37, 3-55	1056528	2-89	1056877	3-99, 3-101
1056392	2-9	1056642	2-97	1056879	2-93
1056393	2-101	1056673	3-13	1056880	2-93
1056416	3-73	1056674	3-13	1056881	2-93
1056433	2-11	1056675	2-21	1056882	2-93
1056434	2-11	1056676	2-101	1056883	3-109
1056436	2-99	1056677	2-91	1056884	2-11
1056437	2-91	1056678	2-95	1056887	2-83, 3-21
1056465	2-7	1056679	3-21	1056888	2-83, 3-21
1056466	2-77, 3-101, 3-105	1056680	2-9	1056889	2-83, 3-21
1056467	2-71	1056681	3-25, 3-55	1056890	2-83, 3-21
1056468	2-71	1056682	2-99	1056891	2-81
1056471	2-77, 3-105	1056683	2-99	1056892	3-19
1056472	2-11	1056684	2-7	1056894	3-19
1056473	3-17	1056685	2-7	1056898	2-95
1056474	3-17	1056686	2-101	1056902	3-23
1056475	2-11	1056687	2-101	1056903	3-55
1056476	3-13	1056792	2-91	1056904	2-87
1056477	2-119	1056793	3-95	1056905	2-85
1056478	2-119	1056794	2-79	1056906	2-87
1056479	2-11	1056795	2-91	1056907	2-85
1056480	3-9	1056796	3-85	1056908	2-87
1056481	2-27	1056799	3-81	1056909	2-81, 3-19
1056482	2-73	1056800	3-67	1056910	2-83, 3-21
1056485	2-113	1056802	3-21	1056911	2-81
1056486	2-109	1056805	3-101	1056915	3-107
1056488	2-113	1056806	3-101	1056916	3-107
1056489	2-113	1056807	3-101	1056918	2-97
1056490	3-47, 3-67	1056808	2-91	1056919	2-55
1056491	3-47, 3-67	1056809	2-7	1056920	2-93
1056492	3-49, 3-69	1056838	2-87, 3-39, 3-59	1056921	2-85
1056493	3-49, 3-69	1056840	2-87	1056922	2-85
1056494	3-37, 3-55	1056841	3-23	1056925	2-93
1056495	3-49, 3-69	1056842	2-55	1056926	2-91
1056496	2-7	1056843	3-45, 3-65	1056928	2-27
1056497	2-7	1056844	2-65, 3-31	1056929	2-27
1056498	2-91	1056845	2-65, 3-31, 3-45, 3-65	1056930	2-87
1056499	3-21	1056846	2-85, 3-39, 3-59	1056931	2-85
1056500	2-91	1056847	2-85, 3-39, 3-59	1056932	2-87
1056502	2-7	1056848	3-37	1056934	2-79
1056503	2-9	1056849	2-39, 2-41	1056935	3-21
1056504	2-9	1056850	2-27	1056937	2-23
1056505	3-25, 3-55	1056854	2-15	1056938	2-81
1056506	2-7	1056855	2-17	1056939	2-81
1056508	2-89	1056856	2-75, 2-77, 3-103,	1056940	3-107
1056509	2-91		3-105	1056941	2-53

CROSS REFERENCE

Part Number	Page Number	Part Number	Page Number	Part Number	Page Number
1056944	2-151, 3-75	13292	2-35, 2-53	18627	4-3
1056945	2-151	13513	2-19	18628	4-3, 4-5
1056947	2-151	13902	4-18	18630	4-3
1057066	2-59, 3-25, 3-37	14150	2-21	19064	2-45, 3-95, 3-97
1057068	2-27	14242	2-25	19065	2-99
1057069	3-3	14296	2-21	19066	2-13, 2-43, 2-91, 2-111, 2-113, 2-115, 2-117, 2-123, 3-3, 3-7, 3-9
1057073	3-25, 3-56	14432	3-51, 3-71	19312	2-111, 2-113
1057089	3-39, 3-59	14455	2-55	19314	2-111
10575	2-33	14523	2-59	19320	2-109
1057512	2-87, 3-39	14524	2-59, 3-25, 3-37, 3-55	19577	2-85
1057515	2-101	14555	2-71	19903	3-79, 3-81, 3-83, 3-85
1057518	2-85	14595-1	2-89	20802	2-9
1057519	2-85	14601	2-19	20806	2-73
1057520	3-51, 3-71	14605	2-89	20807	3-27
1057521	3-51, 3-71	14725	2-65, 3-31, 3-45, 3-65	20810	2-39
1057522	2-95	14838	2-3, 2-5	20833	1-1, 1-2, 2-71
1057523	2-97	14864	2-31, 2-51	20932	3-79, 3-81, 3-83, 3-85
1057526	3-51, 3-53	14877	2-33, 2-35	20944	3-87
1057527	3-71	14880	2-31, 2-51	20950	3-87
1057528	2-85, 2-87	14953	2-3	20951	3-87
1057529	2-93	14967	2-3	20952	3-87
1057530	3-63	150016	3-73	21601	2-75, 2-77, 3-99, 3-101, 3-103, 3-105
1057531	3-43	150208	3-91	21602	2-75, 2-77, 3-99, 3-101, 3-103, 3-105
1057644	3-107	15023	2-57, 3-23, 3-37, 3-55	21603	2-75, 2-77, 3-99, 3-101, 3-103, 3-105
1059346	2-21	150511	3-73	21606	2-75, 2-77, 3-99, 3-101, 3-103, 3-105
1059348	2-25	150525	2-45	21659	4-15
1061975	2-21	150540	2-49	21661	4-15
1061976	2-25	150709	2-49	21765	4-3
1062006	4-23	150713	2-49	21800	4-9
10632-12	3-3, 3-5, 3-7, 3-9	15539	2-3, 2-5	21935	4-20
10632-13	2-13, 2-23	15648	2-55, 2-83, 2-93, 3-21	21958	4-17
10632-14	2-109	15675	2-17, 2-33, 2-35, 2-41, 2-53, 3-41, 3-43, 3-61, 3-63	222066	2-93
10632-17	2-109	15678	2-33, 2-61, 2-63, 2-81, 2-85, 2-87, 3-19, 3-27, 3-29, 3-39, 3-41, 3-43, 3-59, 3-61, 3-63	222117	3-95
10632-19	2-45	15840	2-119	222159	2-19
10632	2-19	15846	2-115	222196	2-83, 3-21
1064050	3-5	16356	2-61	222277	2-65, 3-31, 3-45, 3-65
10917	4-14, 4-21	16455	2-95	222290	2-13, 2-113, 2-149, 2-150, 3-75
10925	4-3, 4-5, 4-6, 4-7, 4-9, 4-10, 4-12, 4-13	16695	4-17	222409	2-101, 4-6
10926	4-3, 4-5	16735	2-7, 2-21, 2-27, 2-49, 3-73	222460	2-23
11329	2-15, 2-81, 2-85, 2-95	16816	2-71	222470	2-87
11398	2-81, 3-19	16879	2-13	222496	2-93
11399	1-2, 2-29, 2-39, 2-61, 3-41, 3-43, 3-51, 3-61, 3-63, 3-71	16914	2-61, 2-63, 3-27, 3-41, 3-61	222497	2-75, 2-77, 3-99, 3-101, 3-103, 3-105
11756	4-3	16931	2-7, 2-9, 2-21, 2-45, 2-83, 2-85, 2-87, 2-89, 2-91, 2-97, 2-99, 2-101, 2-103, 2-109, 2-115, 2-117, 3-21	222505	2-65, 3-31, 3-45, 3-65
12138	2-87	16949	3-47, 3-49, 3-67, 3-69	222534	2-13
12273	2-29, 2-35, 2-39, 2-41, 2-61, 2-63, 2-85, 3-27, 3-29, 3-95	17188	3-73	222556	2-65, 3-31, 3-45, 3-65
12274	2-113	17260	2-3	222606	4-13
12309	2-75, 2-77, 3-99, 3-101, 3-103, 3-105	17261	2-3	222617	4-13
12312	2-49, 2-85, 2-87, 2-111, 2-113, 2-123, 3-73	17262	2-3	222618	4-13
12316	2-31, 2-51, 2-55	17263	2-3	222623	4-6
12317	2-71, 2-73, 3-39, 3-59	17263	2-3	222625	4-6, 4-7
12323	3-87	17263	2-3	222627	4-6, 4-7
12333	2-67, 2-69, 3-33, 3-35	17363	2-53, 4-3	222629	4-6, 4-7
12459	2-7, 2-55	17404	2-67, 2-69, 3-33, 3-35, 3-47, 3-49, 3-67, 3-69	222635	4-6
12540	2-21	17461	2-97	222637	4-6, 4-8
13248	2-17, 2-53, 2-55, 3-37, 3-55			222638	4-6

CROSS REFERENCE

Part Number	Page Number	Part Number	Page Number	Part Number	Page Number
222788	3-51, 3-71	30324	2-87	330645	3-112
222822	2-35	30533	3-14	330646	3-112
22297	2-53	31647	2-115, 2-117	330647	3-112
223044	2-91	32124	2-57, 3-23	330648	3-112
223054	2-73	32129	2-101	331230	3-112
223078	2-17	32483	2-13, 2-53, 2-85, 2-91, 2-95, 2-99, 2-111, 2-113, 2-115, 2-119, 3-7, 3-9, 3-51, 3-71	331231	3-112
223090	2-19	32485	2-19, 2-83, 2-85, 3-21	331232	3-112
223094	2-19	32486	2-15, 2-19, 2-25, 2-81, 2-83, 2-85, 2-87, 2-89, 2-97, 3-7, 3-9, 3-19, 3-21, 3-25	331233	3-112
223239	2-19	32490	2-19, 2-23, 2-43, 2-45, 2-61, 2-63, 2-85, 2-91, 2-99, 2-111, 2-113, 2-115, 2-117, 3-27, 3-29, 3-73	331234	3-112
223264	1-1, 1-2, 1-3, 2-53, 4-3, 4-5	32491	2-7, 2-9, 2-21, 2-27, 2-45, 2-49, 2-79, 2-81, 2-83, 2-85, 2-87, 2-89, 2-91, 2-93, 2-97, 2-99, 2-101, 2-103, 2-109, 2-111, 2-113, 3-15, 3-19, 3-21, 3-25, 3-56	331235	3-112
223320	2-19	32492	2-73, 2-83, 2-85, 2-91, 2-101, 3-11, 3-13, 3-21, 3-43, 3-63, 3-79, 3-81, 3-83, 3-85	331236	3-112
223470	2-79, 3-21	32493	2-7, 2-55, 3-14, 3-31, 3-37, 3-55	33295	2-33
223499	2-29, 2-39	32501	2-31, 2-51	33401	2-101
223515	3-27	32508	2-31, 2-51	33807	2-29
223595	3-15	32509	4-23	33924	2-93
223599	2-9	32525	2-101	33925	3-47, 3-49, 3-67, 3-69
223600	2-19	32613	2-31, 2-51	33930	2-65, 2-115, 2-117, 3-31, 3-45, 3-65
223601	2-19	32614	2-31, 2-51	33932	3-39, 3-59, 3-87, 3-107, 4-23
223677	4-11	32669	2-31, 2-51	33948	2-73
223699	2-61	32716	2-71, 2-97, 3-99, 3-101	34195	2-57, 3-23
22655	4-17	32731	2-93	35973	2-85, 2-87
22658	4-17	32746	2-3, 2-5	360181	2-101
22661	4-17	32815	2-115, 2-117	360352	3-73
23456	2-39, 3-79, 3-81, 3-83, 3-85	32940	2-89	360357	2-81, 3-19
24105	2-33	32969	2-25	360369	2-17
24198	3-37, 3-55	32978	2-99	360370	2-17
24199	3-107	32980	2-7, 2-19, 2-111, 2-113, 3-7, 3-9	360491	2-93
24254	2-59, 3-25	32981	2-19	360518	2-91
24299	2-3, 2-5	32982	2-111, 2-113, 2-115	360520	2-13, 3-3, 3-5
24358	2-31, 2-51, 3-87	32983	2-17, 3-15	360686	1-1, 1-3, 2-101
24537	4-6, 4-7, 4-9, 4-10, 4-12, 4-13	32984	2-45, 2-111, 2-113, 2-115, 2-117	360768	2-95
24543	2-35	32988	2-115, 2-117	360801	2-11, 2-35, 2-41, 2-49, 2-81, 3-19
24544	2-29, 2-33, 2-39	330615	3-112	360824	2-99
24555	2-75, 2-77, 3-99, 3-101, 3-103, 3-105	330636	3-112	360826	2-99
24698	3-73	330637	3-112	360943	2-37, 3-3, 3-7, 3-9, 3-97
24929	2-43	330638	3-112	360980	2-21
25014	2-83, 3-21	330639	3-112	361043	2-107
25537	2-17	330640	3-112	361076	2-13
25538	2-119	330641	3-112	361144	2-13
25620	2-45	330642	3-112	361339	2-7, 3-51, 3-71
25735	2-67, 2-69, 3-33, 3-35, 3-47, 3-49, 3-67, 3-69	330644	3-112	361966	4-11
25887	2-85, 2-87			361971	4-11
26103	2-93			361973	4-11
26156	2-27			363087	2-83, 3-21
26315	2-25			363113	3-25, 3-37, 3-55
26395-1	2-55			363120	2-65, 3-31, 3-45, 3-65
26395-2	3-3, 3-7, 3-9			363151	2-73
26426	3-73			363152	2-65, 3-45
26428	2-93, 3-39, 3-59			363162	3-99, 3-101
27880	2-27			363236	2-65
27928	2-13			363237	2-65, 3-45, 3-65
27980	2-67, 3-33			363238	3-31
28622	3-7			363301	3-99, 3-101
29557	2-59, 3-25, 3-37, 3-55			363385	2-21
29558	2-67			363453	2-27
29568	3-33			363468	3-39, 3-59
29584	2-65, 3-31, 3-45, 3-65			363796	1-1
30013	2-79, 3-21			363827	2-91
30241	2-5			363856	2-79
				363981	2-89

CROSS REFERENCE

Part Number	Page Number	Part Number	Page Number	Part Number	Page Number
364085	2-91	375411	2-17	386081	3-37, 3-55, 3-56
364404	2-65, 3-31, 3-45, 3-65	375429	2-29	386088	2-67, 2-69, 3-33, 3-35, 3-47, 3-49, 3-67, 3-69
364545	2-33	375430	2-35	386102	2-35
364587	2-95	37555	4-17	386108	2-35, 2-41
364614	2-59, 2-71, 3-99, 3-101	375550	2-151	386109	2-29, 2-35
364631	2-61, 2-63, 3-27, 3-29	375551	2-151	386116	2-27
364669	3-87	376727	2-33	386127	2-109
364672	2-95	377084	2-121, 2-123, 3-75	386128	2-109
364858	2-65, 3-31, 3-45, 3-65	377341	3-107	386129	2-13
364895	3-41, 3-61	377349	2-51	386130	2-151
364896	3-41, 3-61	377364	2-57, 3-23	386149	2-15
364899	3-41, 3-61	377398	3-39, 3-59	386150	2-15
365093	2-29, 2-39	378805	2-85	386157	2-7
365096	2-29, 2-39	378951	2-3	386159	2-7
365156	2-57, 3-23, 3-37, 3-55	378983	4-3	386160	2-29, 2-35, 2-39, 2-41
365164	2-61, 2-63	37909	4-3	386163	3-87
365180	2-59, 3-25, 3-37, 3-55	37912	4-3, 4-5	386200	2-7
365252	2-7	379120	2-95	386201	2-11
36593	2-101	379202	2-87	386202	2-11
36643	2-85	379217	2-23	386209	2-15
367404	2-91	37926	4-3	386214	2-15
367452	2-93	37929	4-3, 4-5	386215	2-15
369415	3-107	379891	2-99	386216	2-15
369702	2-7	381867	2-107	386217	2-15
369766	2-35	382452	3-87	38622	3-7, 3-9
369795	2-81, 3-19	382991	2-37	386222	2-29, 2-39
369796	2-81, 3-19	383709	2-85, 4-8	386223	1-1, 1-2, 2-35, 2-41
369865	2-33	383720	2-123	386224	2-29, 2-39
370080	2-3	383721	2-109, 2-121	386229	2-23
370090	2-3	383722	2-109, 3-3, 3-5	386230	2-3
370092	2-5	383723	2-109	386231	2-5
370094	2-3	383724	2-109	386234	2-75, 3-99, 3-103
370095	2-5	383725	2-109	386240	2-3
370100	2-75, 2-77, 3-99, 3-101, 3-103, 3-105	383727	2-109	386241	2-5
370156	2-113	383728	2-109	386250	2-3
370923	4-14	383835	2-99	386251	2-5
371905	3-79, 3-81, 3-83, 3-85	384207	4-8	386252	2-71
373343	4-17	384256	4-8	386256	2-71
373344	4-17	384257	4-8	386257	3-39, 3-59
373421	4-18	384258	4-8	386260	1-1, 1-2, 2-67, 2-69, 3-33, 3-35, 3-47, 3-49, 3-67, 3-69
373422	4-17	384259	4-8	386262	2-69, 3-35, 3-49, 3-69
373423	4-17	385666	2-33	386263	2-67, 3-33, 3-47, 3-67
373495	2-15, 4-20	385682	3-27	386264	2-75, 2-77, 3-99, 3-101, 3-103, 3-105
373496	2-15	385685	2-35, 2-41	386266	2-75, 3-103
373567	4-20	385726	2-19	386267	1-1, 1-2, 2-35, 2-41
373568	4-20	385742	4-11	386268	3-47, 3-67
373569	4-20	385750	2-35	386269	3-47, 3-67
373570	4-20	385935	2-3, 2-5	386274	3-39, 3-59
373571	4-20	385936	2-3, 2-5	386275	3-49, 3-69
373572	4-20	385938	1-3, 2-87	386276	3-49, 3-69
373584	4-19	386024	1-1	386279	2-73
373585	4-19	386025	1-1	386282	3-51
374005	4-12, 4-13	386026	1-2	386283	1-1, 1-2, 2-75, 2-77, 3-103, 3-105
374185	2-87	386027	1-2	386284	1-1, 1-2, 2-75, 2-77, 3-103, 3-105
374201	2-101, 4-7	386049	2-55	386285	2-75, 2-77, 3-103, 3-105
374204	2-119	386050	3-39, 3-59, 4-9	386286	2-75, 2-77, 3-103, 3-105
374250	3-56	386053	1-2, 3-39, 3-59		
375176	4-7	386058	3-39, 3-59		
375213	1-1, 1-2, 2-99	386063	3-39, 3-59		
375301	3-39, 3-59	386066	3-39, 3-59		
375302	2-35, 2-41	386070	3-37, 3-55		
375322	2-33	386071	3-37, 3-55		
		386072	3-39, 3-59		
		386080	3-39, 3-59		

CROSS REFERENCE

Part Number	Page Number	Part Number	Page Number	Part Number	Page Number
386298	2-75, 2-77, 3-99, 3-101, 3-103, 3-105	386563	2-109, 2-119	386829	1-1, 1-3, 2-93
386299	2-75, 2-77, 3-103, 3-105	386565	2-9	386833	1-1, 1-2, 3-99, 3-101
386303	2-111, 2-113	386566	2-91	386834	1-1, 1-2, 3-99, 3-101
386307	2-119	386569	2-95	386835	3-99, 3-101
386308	2-119	386570	2-91	386836	3-99, 3-101
386311	2-13	386575	3-111	386841	3-39, 3-59
386320	2-29, 2-39	386577	2-89	386842	3-39, 3-59
386321	2-53	386578	2-89	386844	3-37, 3-55
386323	1-1, 1-2, 1-3, 2-53	386579	2-89	386847	2-73, 3-99, 3-101
386324	2-29, 2-39	386581	2-93	386860	2-75, 3-103
386325	2-35, 2-41	386598	2-95	386861	3-99
386330	2-35	386599	2-95	386865	3-37, 3-55
386333	2-151	386600	2-148	386868	3-47, 3-49, 3-67, 3-69
386346	2-13	386601	2-148	386875	3-11
386348	2-111, 2-113	386605	3-5	386876	3-25, 3-55
386349	2-53	386606	3-7, 3-9	386908	2-91
386351	2-27	386607	3-107	386911	2-7
386352	2-85	386608	3-95	386915	2-23
386356	2-67, 2-69, 3-33, 3-35	386609	3-3	386919	2-99
386359	2-85	386610	2-115, 2-117	386920	2-119
386360	2-85	386626	1-1, 1-3, 2-93	386921	2-119
386361	2-85	386628	2-89	386922	2-119
386364	3-87, 4-15	386629	2-89	386923	2-7
386367	2-25	386642	3-11	386924	2-13
386375	2-23	386643	2-29, 2-39	386958	3-14
386378	2-25	386646	3-21	386961	2-55
386387	1-1, 1-2, 2-57	386652	2-35	386962	2-95
386388	1-1, 1-2, 2-57	386658	2-83, 3-21	386963	3-15
386391	2-67, 2-69, 3-33, 3-35	386663	2-81, 3-19	386968	3-107
386413	2-11	386664	2-81, 3-19	386969	2-89
386414	2-41	386666	2-81, 3-19	386970	2-91
386415	3-16	386679	2-57, 4-10	386971	2-91
386416	3-16	386686	2-101	386972	2-89
386417	3-16	386687	2-57, 3-23, 4-13	386973	2-11
386419	2-29, 2-39	386689	2-95	386979	2-9
386420	2-29, 2-39	386690	2-95	386981	1-1
386421	2-29, 2-39	386694	2-95	386982	1-1
386423	2-31, 2-51	386701	2-15	386983	3-11
386424	2-35, 2-41	386702	2-15	386984	3-11
386432	3-87	386703	2-15, 4-17	386985	2-55
386433	2-11	386704	2-103, 4-16	386986	2-67, 2-69, 3-33, 3-35, 3-47, 3-49, 3-67, 3-69
386437	2-11	386705	2-103, 4-18	386987	2-67, 2-69, 3-33, 3-35, 3-47, 3-49, 3-67, 3-69
386444	2-35, 2-41	386711	2-107	386988	2-55
386445	2-35, 2-41	386752	2-91	386989	2-99
386450	2-7	386753	3-21	386993	2-11
386458	2-21	386757	2-7	386995	2-11
386459	2-21	386761	2-11	386997	2-97
386461	2-11	386767	2-9	386998	2-97
386463	2-99	386769	2-9	386999	2-97
386475	2-7	386774	2-9	387000	3-109
386482	3-87	386777	2-9	387014	1-1
386496	3-49, 3-69	386783	2-97	387015	2-25
386500	3-51, 3-71	386785	2-35, 2-41	387019	2-91
386504	3-51, 3-71	386788	2-95	387023	1-1, 1-2
386513	3-71	386801	2-115, 2-117	387027	3-107
386514	1-3, 3-51, 3-71	386804	2-119	387035	2-21
386518	3-51, 3-71	386806	2-119	387040	2-7
386539	2-97	386808	2-13, 2-99	387041	2-7
386540	2-95	386809	2-13, 2-99	387043	3-107
386554	2-97	386810	2-111, 2-113	387045	2-29
386555	2-97	386811	2-21, 4-11	387049	3-87
386558	2-21	386825	1-1, 3-23	387050	3-95
		386826	1-1, 3-23		
		386827	3-25, 3-55		
		386828	1-1, 1-3, 2-93		

CROSS REFERENCE

Part Number	Page Number	Part Number	Page Number	Part Number	Page Number
387055	1-1, 2-87	387285	2-33	387446	3-99
387059	1-1, 2-85	387290	2-151	387447	3-99
387061	2-29, 2-39	387294	1-1, 1-2, 2-57	387448	2-75, 2-77, 3-103, 3-105
387071	2-9	387295	2-91	387452	2-111, 2-113
387072	2-9	387296	2-93	387453	2-109
387073	2-9	387302	2-148	387454	2-15
387074	2-9	387303	3-111	387467	2-31
387075	2-9	387304	3-111	387468	2-79, 3-21
387076	2-9	387317	3-21	387472	2-95
387077	2-9	387321	3-93, 4-14	387477	2-89
387078	2-9	387335	2-95	387483	3-83
387080	3-25, 3-55	387340	2-33	387497	3-112
387081	2-101	387344	3-7	387498	2-91
387082	2-101	387345	2-95	387499	2-53
387084	2-79	387348	2-11	387500	2-75, 2-77, 3-99, 3-101, 3-103, 3-105
387085	3-21	387349	2-101	387507	1-2
387087	2-7	387351	2-103	387517	1-3, 3-51, 3-71
387090	2-79	387354	4-11	387525	2-151
387095	2-91	387355	4-11	387529	2-119
387109	2-37	387356	4-11	387542	2-99
387120	2-87	387357	4-11	387543	2-99
387126	3-83	387358	4-11	387545	1-2
387127	3-79	387359	4-11	387546	1-2
387138	2-7	387361	2-7	387585	2-57, 4-12
387144	2-97	387363	2-21	387587	4-12
387151	2-83, 3-21	387364	2-95	387588	4-12
387152	2-87	387371	4-10	387589	4-12
387153	2-85	387372	4-10	387590	4-12
387157	3-3	387373	4-10	387592	4-12
387158	3-7	387374	4-10	387593	2-41
387159	2-37	387376	2-101	387594	2-29, 2-39
387160	2-37	387383	2-99	387597	4-16
387161	2-37	387384	2-99	387598	4-16
387162	3-25	387385	2-99	387599	4-16
387201	2-51	387386	2-99	387600	4-16
387208	3-7	387387	2-101	387601	4-16
387213	3-79	387392	2-19	387602	4-16
387221	3-79, 3-81	387393	2-15	387603	4-16
387225	2-37	387397	2-93	387604	4-16
387226	2-37	387398	2-93	387605	4-16
387230	3-25	387399	2-93	387606	4-16
387234	2-93	387404	2-99	387607	4-16
387235	2-93	387405	2-83, 3-21	387608	4-16
387236	2-33	387406	1-3, 2-91	387609	4-16
387237	2-75, 2-77, 3-99, 3-101, 3-103, 3-105	387407	1-3, 2-91	387610	4-16
387245	3-25, 3-55	387408	1-3, 2-101	387615	2-35, 2-41
387250	4-9	387413	1-3, 2-91	387634	2-109
387251	4-9	387422	3-95	387636	2-109
387256	1-3, 3-51, 3-71	387423	2-148	387637	2-109
387257	2-75, 2-77, 3-103, 3-105	387424	2-148	387639	2-113
387258	3-99, 3-101	387425	2-27	387640	2-109
387262	3-97	387426	2-73	387641	2-117
387266	2-35	387429	2-73, 3-99, 3-101	387648	2-113
387268	2-93	387430	2-73, 3-99, 3-101	387654	2-7
387271	3-67	387431	3-99, 3-101	387656	2-23
387274	2-93	387432	2-73	387659	2-21
387275	2-93	387433	2-75, 2-77, 3-99, 3-101, 3-103, 3-105	387660	1-1, 2-21
387279	2-97	387435	3-99	387671	3-53
387281	2-107	387436	3-99, 3-101	387684	2-29, 2-39
387282	2-107	387438	2-75, 2-77, 3-99, 3-101, 3-103, 3-105	387686	2-35, 2-41
387283	2-99	387441	3-107	387700	2-19
387284	2-99	387442	2-89		

CROSS REFERENCE

Part Number	Page Number	Part Number	Page Number	Part Number	Page Number
387976	2-57	41368	4-9, 4-10	51534	2-65, 2-73, 3-45
39005	2-23, 2-25, 2-59, 2-65, 2-73, 2-81, 2-83, 3-19, 3-21, 3-25, 3-31, 3-37, 3-45, 3-55, 3-65	41371	4-9, 4-10	51564	2-97
390879	2-83, 3-21	41401	2-119	51727	2-89
390880	2-71	41410	2-33	53268	2-43
391433	4-21	41421	2-31, 2-51	53466	2-45
391953	2-13	41430	2-19, 3-11, 3-13, 3-14	53782	2-73, 3-99, 3-101
39277	2-7, 2-81, 2-91, 2-101, 3-3, 3-5, 3-19	41451	2-31, 2-51	54333	2-43, 2-45, 2-47, 2-49, 2-61, 2-63, 3-27, 3-29, 3-43, 3-63, 3-73, 3-93
39278	2-89, 2-95, 3-56	41454	2-31, 2-51	54390	2-25
39281	2-87	41561	2-101	54577	2-25
39283	2-91	41579	2-3, 2-5, 3-87, 4-23	54620	2-97
39284	2-19, 2-87, 3-79, 3-81, 3-83, 3-85	41619	2-55, 2-75, 2-77, 3-99, 3-101, 3-103, 3-105	54743	2-11
39308	2-19, 2-65, 3-31, 3-45, 3-65	41702	2-111, 2-113	54995	2-95
39309	2-97	42011	2-27	55685	2-15
39311	2-115, 2-117	42120-1	2-95	56185	2-15
39312	2-19, 2-87	42133A	2-29, 2-39	56398	2-15
39323	3-39, 3-59	42215	2-103	56690	2-15, 2-103
39338	2-101	43290	2-55	56820	2-103
39348	2-115, 2-117	43454	3-75	56992	2-95
39349	2-23, 2-79, 2-85, 2-87, 2-111, 2-113, 3-3, 3-5, 3-21, 3-107	43500	2-73	57248	2-49
39350	2-91	43555	2-43	57379	2-29, 2-39
39527	2-85	43844	3-73, 3-87	57598	2-81, 3-19
39717	2-19	43957	2-21	578060000	3-91
397916	2-5	44078	2-13	578061000	3-91
397920	2-3	44681-1	3-3, 3-5	578063000	3-91
397976	2-5	44906	3-19	578064000	3-91
39807	3-7, 3-9	44961	2-61, 2-63, 3-27, 3-29	578066000	3-91
398468	2-43	45283	3-3, 3-5	578071000	3-89
398501	2-29	45391	3-7, 3-9	578072000	3-89
398511	4-5	45595	2-119	578074000	3-91
398512	4-5	45628	4-17	578077000	3-91
398513	4-5	45888	2-95	578078000	3-91
398514	4-5	46390	2-85, 2-87, 3-39, 3-59	578091000	3-91
398515	4-5	46563	2-23	578094000	3-91
398516	4-5	48609	3-89, 3-97	578123000	3-91
398517	4-5	48610	2-63, 3-29, 3-43, 3-63, 3-93	578124000	3-91
398518	4-5	48732	3-39, 3-59	578125000	3-91
398519	4-5	48733	3-79, 3-81, 3-83, 3-85	578126000	3-91
398520	2-53, 4-5	48734	3-79, 3-81, 3-83, 3-85	578143000	3-91
398526	2-121, 2-123, 3-7, 3-9	48753	4-11	578154000	3-91
40566	2-61, 2-63, 3-27, 3-29, 3-41, 3-43, 3-61, 3-63	48754	4-11	578155000	3-91
40607	2-53	48755	4-11	578160000	3-89
40678-1	2-61, 2-63, 2-95, 3-73	48758	4-11	578161000	3-91
40814	2-59, 3-25, 3-37, 3-55, 3-56	49142	3-27	578164000	3-91
41178	2-9, 2-87	49177	2-17	578214000	3-91
41186	2-57, 3-23	49263	2-57, 3-23	578228000	3-91
41187	2-21	49266	2-17, 2-33, 2-61, 2-63, 2-91, 2-99, 3-3, 3-7, 3-27, 3-29, 3-95	578276000	3-89
41305	3-47, 3-49, 3-67, 3-69	49694	3-25	578318000	3-89
41315	3-41, 3-61	49697	2-11, 2-99	578439	3-91
41341	2-83, 3-21	49740	2-29, 2-39	578820000	3-89
41342	2-89, 2-111, 2-113	49800	2-11	578821000	3-91
41345	2-7, 2-21	49826	2-33, 3-43, 3-63	578856	4-23
41359	2-89, 2-91, 2-115	49914	2-83, 3-21	579112	3-91
41360	2-85	50388	2-85, 2-87	57984	2-15
41367	4-9	51103	2-89	58327	1-1, 1-3, 2-85
		51109	2-23	58359	2-95
		51225	2-55	58494	2-65, 3-31, 3-45, 3-65
		51338	2-25	59009	2-23
		51339	2-25	59542	2-95
		51414	2-91	59661	3-49, 3-69
		51528	2-83, 3-21	59840	2-95
				59940	2-15
				60189	4-9

CROSS REFERENCE

Part Number	Page Number	Part Number	Page Number	Part Number	Page Number
602036000	3-91	69582	2-23	77347	2-29, 2-35, 2-39, 2-41
60278	2-148	69785	2-29, 2-39	77488	2-73
603103000	2-119	70158	2-25	77605	2-87
60386	4-3, 4-5	70161	2-25	78122	3-93
607775	4-23	70709	2-15	78398	2-33, 3-43, 3-63
61297	4-3, 4-5	70717	2-97	78553	2-13
61298	4-3	70756	3-47, 3-67	78740	2-39
61300	4-3, 4-5	71026	2-111	78842	2-29, 2-39
61301	4-3	71100	2-73, 3-99, 3-101	78950	4-14, 4-21
613735	2-45	71101	1-1, 1-2, 2-73	78951	4-14, 4-21
61791	2-21	71244	2-101	78952	4-21
621478	3-39, 3-59	71529	2-115	78979	2-71
630164	3-73	71607	2-67, 2-69, 3-33, 3-35, 3-47, 3-49, 3-67, 3-69	79217	2-71
63184	3-93	71658	2-73	79273-1	2-47, 2-49, 3-73, 3-93
63244-1	2-33	72164	3-7, 3-9	79273-2	2-29, 2-33
63244-2	2-33, 3-27	72172	3-7, 3-9	79273-4	2-61, 2-63, 3-27, 3-43, 3-63
63248-1	2-5	72174	3-7, 3-9	79320	1-1, 1-2, 1-3, 2-31, 2-51
63248-2	2-5	72174	3-7, 3-9	79350	2-27
63248-3	2-5	72439	3-47, 3-67	79497	2-33
63248-4	2-5	72897	2-95	79572	3-43, 3-63
63416	2-29, 2-39	72898	2-95	79711	4-18
63430	3-97	72899	2-95	79716	4-18
63448	3-97	72946	2-59, 3-25, 3-31, 3-37, 3-55	79728	4-18
63451	3-97	72950	3-27	79731	4-18
63740	2-117	72968	2-57, 3-23, 3-95, 3-97	79739	4-18
63810	2-33, 2-61, 2-63, 3-27, 3-29	73077	2-95	79740	4-18
63923	4-15	73467	3-87	80127	2-81, 3-19
63987-1	2-61, 2-63, 3-27, 3-29	73468	2-33	80235	2-89
64425	2-67, 2-69, 2-73, 3-33, 3-35, 3-47, 3-49, 3-67, 3-69	73474	2-61, 2-63, 3-27, 3-41, 3-61	80487	2-89
64489	2-83, 3-21	74027	2-91	80491	2-67, 2-69, 3-33, 3-35
64533	2-9, 2-79	74098	4-18	81710	2-85
64743	2-47, 2-49, 3-73	74114	4-20	81771	3-59
64778	2-47, 2-49, 3-43, 3-63, 3-73	74142	2-15	81919	2-81, 3-19
65340	3-91	74196	4-20	81922	2-111, 2-113
65341	3-89	74231	4-20	81952	2-71
65342	3-93	74232	4-20	82829	2-11, 3-73
65580	3-95, 3-97	74243	4-20	82839	2-19
65581	3-93	74244	4-20	83052	3-39, 3-59
65582	3-91	74245	4-20	83733	2-25
65610	3-91	74454	2-101	83874	2-75, 2-77, 3-99, 3-101, 3-103, 3-105
65665	2-13	74455	2-19, 3-79, 3-81, 3-83, 3-85	84028	2-61, 2-63, 3-27, 3-29, 3-41, 3-43, 3-61, 3-63
65667	4-14	75611	2-29, 2-39, 2-41	84057	3-93
65668	4-14	75635	3-79, 3-81, 3-83, 3-85	84593	2-71
65670	4-14	75939	2-119	86333	2-83
65671	4-14	76062	2-111, 2-113	86375	2-111
65672	4-14	763504	4-17	86393	2-115
65673	4-14	763508	4-17	86508	2-33
65674	4-14	76570	2-79, 2-87, 2-93, 3-21, 3-73	86636	2-39, 3-87
65675	4-14	76653	2-67, 2-69, 3-33, 3-35	86759	2-67, 2-69, 3-33, 3-35, 3-47, 3-49, 3-67, 3-69
65676	4-14	77001	4-18	86767	3-97
65677	4-14	77003	4-18	86824	2-35, 3-27
65678	4-14	77097	2-95, 2-103	86860	2-23, 2-81, 3-19
66211	2-25	77227	2-71	86866	2-67, 2-69, 3-33, 3-35
66213	1-1, 1-2, 2-25	77228	2-71	87147	2-95
67004	2-37, 3-95, 3-97	77270	3-31, 3-65	87172	2-81, 3-19
67767	2-7, 2-65, 3-27, 3-29, 3-31, 3-45, 3-65	77272	2-71	87173	3-73
68106	2-99	77275	3-37, 3-55	87244	3-51, 3-71
69234	2-33, 3-41, 3-43, 3-61, 3-63	77276	3-37, 3-55	87299	2-101
		77277	3-37, 3-55	87308	2-99
		77334	3-27, 3-29		

CROSS REFERENCE

Part Number	Page Number
87346	2-7
87349	2-111, 2-113
87355	2-21
87419	2-3, 2-5
87482	2-111
87483	2-111, 2-115
87507	2-111
87546	2-99
87725	2-19
87750	2-21
87816	2-67, 2-69, 3-33, 3-35, 3-47, 3-49, 3-67, 3-69
87838	2-101
87839	2-21
87840	2-21
87841	2-21
87849	2-21
87948	2-7
87949	2-7
9002022	2-49
9003008	4-24
9003009	4-24
9004054	2-53
9005075	3-112
9005139	3-112
9005140	3-112
9005141	3-112
9005142	3-112
9005143	3-112
9006106	3-77
9006107	3-77
9006108	3-77
9006119	4-24
9006257	3-112
9006268	4-23
9006270	3-73, 4-23
9006325	4-23
9006924	3-56
9006925	3-17
9006930	2-77, 3-105
9006931	3-101
9006935	3-13
9006940	3-81
9006947	3-9
9006953	2-95
9006959	3-85
9006963	2-99
9006964	2-99
9006966	2-35, 2-41
9006967	2-29, 2-39
9006973	2-29, 2-39
9006975	2-35, 2-41
9007131	3-7, 3-9
9007969	4-23
990576	3-3, 3-5
990577	3-3, 3-5
994207	3-111
994249	3-111
994265	3-111
994266	3-111

PART DESCRIPTION TO PAGE NUMBER CROSS REFERENCE LIST

A

Actuator, 36vdc [Head Lift], 2-89
 Actuator, 36vdc, 01.8strk, 300lb, 2-83, 3-21
 Actuator, 36vdc, 02.1stroke 500lb, 2-73
 Actuator, 36vdc, 02.7stroke 500lb, 2-65, 3-45
 Actuator, 36vdc, 7.0stroke, 700lb, 2-55
 Actuator, Mount, 2-89
 Actuator, Rollout, 2-97
 Adapter, Brush, 2-81, 3-19
 Adaptor, Brush, 2-3, 2-5
 Adaptor, 3-91
 Alarm Assy, Backup, 12/48Vdc, 3-7, 3-9
 Alarm Kit, Backup / A/V, Iron Gray, Ci, 3-9
 Alarm, 9-48vdc, 95 Db(A) [Ec-H20], 3-73
 Alarm, Warning, 10-48vdc, 2-13
 Angle, 1.00 0.75 .12t 00.8l Hr, 3-33
 Angle, Battery, R/O, Iron Gray, 3-107
 Angle, Bmpr, Mtg, Iron Gray, 2-91
 Angle, Bmpr, Mtg, Lh, Iron Gray, 3-21
 Angle, Bumper, Mtg, Lh, 3-21
 Angle, Bumper, Mtg, Rh, 2-91
 Angle, Cable, Keeper, 2-89
 Angle, Cable, Keeper, 2-89
 Angle, Iron Gray, 2-101, 2-103, 3-41, 3-43, 3-51, 3-53, 3-61, 3-63, 3-71
 Angle, Mtg, Es, Iron Gray, 2-33, 3-93
 Angle, Mtg, Fltr Shaker, 2-99
 Angle, Mtg, Front, Iron Gray, 2-93
 Angle, Mtg, Front, 2-93
 Angle, Mtg, Pump, Detgt, Iron Gray, 3-87
 Angle, Rh, 2-7
 Angle, Wand, Clean-Out, 2-37
 Angle, 2-89, 2-91, 2-101, 2-103
 Arm Assy, Lift, Hppr, W/ Label, Iron Gray [TNV], 2-95
 Arm Wldt, Brake, Lh, Iron Gray [7200], 2-25
 Arm Wldt, Brake, Rh, Iron Gray [7200], 2-25
 Arm Wldt, Brush (Replaced by 374186), 2-87
 Arm Wldt, Brush, Drive, Iron Gray, 2-85
 Arm Wldt, Brush, Idler, Iron Gray, 2-87
 Arm Wldt, Flap, Iron Gray, 2-93
 Arm Wldt, Flap, Lower, Iron Gray, 2-93
 Arm Wldt, Front, Lh, Iron Gray, 3-49, 3-69
 Arm Wldt, Front, Lh, 3-49, 3-69
 Arm Wldt, Front, Rh, Iron Gray, 3-47, 3-67
 Arm Wldt, Front, Rh, 3-47, 3-67
 Arm Wldt, Iron Gray, 2-97
 Arm Wldt, Lift, Hopper, W/ Label, [8300], 2-95
 Arm Wldt, Lift, Scb Head, Gray [7300], 2-55
 Arm Wldt, Pivot, Side, Gray [7300/8300], 2-65, 3-31, 3-45, 3-65
 Arm Wldt, Rear, Lh, Iron Gray, 3-49, 3-69
 Arm Wldt, Rear, Lh, 3-49, 3-69
 Arm Wldt, Rear, Rh, Iron Gray, 3-47, 3-67
 Arm Wldt, Rear, Rh, 3-47, 3-67
 Arm Wldt, 2-73
 Arm, Cntrl, Throttle, Electronic, 2-19
 Arm, Iron Gray, 2-93

Arm, Latch, Iron Gray, 3-47, 3-49, 3-67, 3-69
 Arm, Mtg, Side Sqge Frame, Ele, Gray, 2-67, 2-69, 3-33, 3-35
 Arm, Safety W/ Label, [8300], 2-95
 Armature and Fan Assembly, 4-11
 Armature Assy, Complt, 4-9
 Armature Fan, 4-11
 Armature, 4-3, 4-5
 Axle, Wand, 3-91

B

Bag, Power, 3-95, 3-97
 Ball, Check, Strg Valve, 4-20
 Ball, Check, 4-16
 Balljoint, .25-28 Fem/.25-28mal, 2-19
 Bar Assy, Spray [7300/8300], 3-63
 Bar Wldt, Battery, R/O, 3-107
 Bar Wldt, Flap, Lh, Iron Gray, 2-93
 Bar Wldt, Flap, Rh, Iron Gray, 2-93
 Bar Wldt, Retainer, Sqge, Rear, 2-75, 2-77, 3-99, 3-101, 3-103, 3-105
 Bar, 2-29, 2-35, 2-39, 2-41
 Battery Kit [Traction Tubular 36V/840Ah], 3-111
 Battery Kit [Traction Tubular 36V/930Ah], 3-111
 Battery Kit, Dry, 36VDC 0720Ah [Tubular], 3-111
 Battery, 36Vdc 0720Ah [5H, Wfdf13], 3-111
 Battery, 36Vdc 0840Ah [5H, 6PzS840], 3-111
 Battery, 36Vdc 0930Ah [5H, 6PzS930], 3-111
 Bearing Assy, 2-101
 Bearing cover, 4-14
 Bearing Kit, 4-6, 4-7, 4-8, 4-20
 Bearing, Ball, 0.59b 1.26d 0.35w, 2-85
 Bearing, Ball, 0.67b 1.57d 0.47w, 2-101
 Bearing, Ball, 0.79b 1.85d 0.55w, 2-85, 2-87, 3-39, 3-59
 Bearing, Ball, 1.00b 2.00d 0.50w, 2-95
 Bearing, Cone, 1.38b 0.71w, 2-25
 Bearing, Cup, 2.56d 0.55w, 2-25
 Bearing, Flange, 2-15
 Bearing, Needle, 0.25b 0.88d 0.50w, 3-107
 Bearing, Self Align, 1.25b 2.00d, 2-95
 Bearing, Sleeve, 0.62od, 2-93
 Bearing, Sleeve, 1.25id, 2-95
 Bearing, Sleeve, 1.75id, 2-95
 Bearing, Thrust, 0.66b 1.25d 0.06w, 2-71, 2-73, 2-83
 Bearing, Thrust, 0.75b 1.25d 0.06w, 2-73
 Bearing, Thrust, 2-23, 2-81, 3-19, 4-17
 Bearing, W/ Collar, 0.75b 1.85d 1.06w, 2-85, 2-87
 Bearing, 2-21, 4-3, 4-5, 4-6, 4-8, 4-9, 4-10, 4-11, 4-12, 4-13
 Bellcrank, Lift, Head, Iron Gray, 2-55
 Belt, Drive (Cylindrical Brush), 3-39, 3-59
 Belt, Drive, 1-2
 Belt, V, [3v] 33.5l, 1-1, 1-3, 2-101
 Belt, V, [Hc41] 41.0l, 1-1, 1-3, 2-85
 Belt, V, 2-85

Blade Assy, Sqge, Side, 1-2
 Blade, Sqge, Front 48.0l, 1-1, 1-2, 3-99, 3-101
 Blade, Sqge, Front, Mp1000, Tile, 2-75, 2-77, 3-103, 3-105
 Blade, Sqge, Front, Mp1200, Tile, 3-99, 3-101
 Blade, Sqge, Front, 1-1, 1-2, 2-75, 2-77, 3-103, 3-105
 Blade, Sqge, Rear 48.0l, 1-1, 1-2, 3-99, 3-101
 Blade, Sqge, Rear, 1-1, 1-2, 2-75, 2-77, 3-103, 3-105
 Blade, Squeegee, 1-2, 3-91
 Block, Adj, 2-83, 3-21
 Bolt, Carriage, .38-16 X 2.00, 2-85
 Bolt, Eye, M10x1.5 X 2.0 X .28 Eye, 2-73, 3-99, 3-101
 Bolt, Eye, M8 X 1.25, 2.75l, 2-67, 2-69, 3-33, 3-35, 3-47, 3-49, 3-67, 3-69
 Bolt, Shld, .38DX0.38, .31-18, 3-107
 Bolt, 2-21
 Boot, 90deg .50d .57d X .84, 2-21
 Boot, Circuitbreaker, 3-73
 Boot, Protector, Circuitbreaker, 2-109
 Box, Accelerator, 2-19
 Box, Circuitboard, Iron Gray, 2-119
 Box, Circuitboard, 2-119
 Brace, Hppr, Ext, Iron Gray, 2-91
 Brace, Hppr, External, 2-91
 Brace, Hppr, Int, Iron Gray, 2-91
 Brace, Hppr, Internal, 2-91
 Bracket Wldt [7300/8300 FaST], 2-45
 Bracket Wldt [7300/8300 Fast li+], 2-49
 Bracket Wldt, Actuator, Iron Gray, 2-89
 Bracket Wldt, Hose, Water, Iron Gray, 2-27
 Bracket Wldt, Module, 3-73
 Bracket Wldt, Mtg, Fan, Iron Gray, 2-53
 Bracket Wldt, Mtg, Fan, 2-53
 Bracket Wldt, Mtg, Guard, Side Brush, 2-81
 Bracket Wldt, Mtg, Motor, Gray [8300], 2-81
 Bracket Wldt, Mtg, Spring, 2-67, 3-33
 Bracket Wldt, Pivot, 2-71
 Bracket Wldt, Retainer, Fltr, 2-35, 2-41
 Bracket Wldt, Steering, Tilt, Iron Gray, 2-15
 Bracket Wldt, Tank, 2-35, 2-41
 Bracket, Adapter, Mtg, Kick In, Frame, 3-25, 3-55
 Bracket, Adaptor, Mtg, Kick In, Frame, 3-25, 3-55
 Bracket, Bar, Spray, 40.0 [7300/8300], 3-43
 Bracket, Bar, Spray, 48.0 [7300/8300], 3-63
 Bracket, Bmpr, Iron Gray, 2-91
 Bracket, Brg, Mtg, Iron Gray, 2-87
 Bracket, Bumper, 2-91
 Bracket, Cntrl, Cable, Iron Gray, 2-27
 Bracket, Component, 3-73
 Bracket, Fan End, 4-3, 4-5
 Bracket, Full, 2-29, 2-39
 Bracket, Guard, Iron Gray, 2-27
 Bracket, Guard, 2-27
 Bracket, Handle, Water, Iron Gray, 2-27
 Bracket, Harness, Iron Gray, 2-41
 Bracket, Hopper, Lh, 2-95

CROSS REFERENCE

Bracket, Hppr, Lh, Iron Gray, 2-95
Bracket, Hppr, Rh, Iron Gray, 2-95
Bracket, Iron Gray, 2-11, 2-83, 2-101, 3-21
Bracket, Latch, Door, Iron Gray, 2-7
Bracket, Latch, Door, 2-7
Bracket, Lh, Iron Gray, 2-7
Bracket, Lh, 2-7
Bracket, Mtg [Fast li+], 2-49
Bracket, Mtg, Circuitbreaker, [Hi-Mag], 2-109
Bracket, Mtg, Controller, Sgl, Iron Gray, 2-113
Bracket, Mtg, Controller, Sgl, 2-113
Bracket, Mtg, Es, Iron Gray, 2-33
Bracket, Mtg, Iron Gray, 2-7, 3-3, 3-9
Bracket, Mtg, Motor, Iron Gray, 2-81, 3-19
Bracket, Mtg, Pump, Detgt [7300/8300], 2-45
Bracket, Mtg, Relay, Iron Gray, 2-113
Bracket, Mtg, Relay, 2-113
Bracket, Mtg, Tank, Iron Gray, 2-39, 2-41
Bracket, Mtg, Tank, 2-29, 2-35
Bracket, Mtg, Valve, Solenoid, 2-43
Bracket, Mtg, 2-7, 3-3, 3-7, 3-91
Bracket, Panel, 2-21
Bracket, Panl, Iron Gray, 2-21
Bracket, Pivot, Iron Gray, 2-83, 3-21
Bracket, Protector, Float Switch, 2-35, 2-41
Bracket, Retainer, Spring, 2-3, 2-5
Bracket, Retaining, Filter, 2-35, 2-41
Bracket, Retaining, Iron Grey, 2-35
Bracket, Retaining, Tank, Detgt, 3-87
Bracket, Retaining, 2-41
Bracket, Rh, Iron Gray, 2-7
Bracket, Rh, 2-7
Bracket, Sppt, Auto Fill, 2-33
Bracket, Spring, Iron Gray, 2-73
Bracket, Step, Iron Gray, 3-25
Bracket, Stop, Bar, Lh, Iron Gray, 3-101
Bracket, Stop, Bar, Rh, Iron Gray, 3-101
Bracket, Stop, Frame, 2-57, 3-23
Bracket, Switch, Iron Gray, 2-91
Bracket, Switch, 2-91
Bracket, Tube , Tee, 3-51, 3-71
Bracket, Valve, Large, 4-23
Bracket, Wand, Power, Iron Gray, 3-93
Bracket, 2-101, 3-25, 3-91
Brake Assy, 2-25
Brake Repair Kit, 2-25
Brake Shoes, 2-25
Brush , 4-12
Brush Assy, Disk, Scb, 16.0 D, Pyp, 2-5
Brush Assy, Disk, Scb, 16.0D, Nylon, 2-5
Brush Assy, Disk, Scb, 16.0D, Super Abrasive, 2-5
Brush Assy, Disk, Scb, 20.0 D, Nyl, 2-3
Brush Assy, Disk, Scb, 20.0 D, Pyp, 2-3
Brush Assy, Disk, Scb, 20.0 D, Super Abr, 2-3
Brush Holder Assy, 4-10
Brush Holder Cap, 4-6, 4-7
Brush Kit, Motor, 2-53
Brush Kit, 4-6, 4-7, 4-10, 4-13
Brush Mechanism, 4-5
Brush mechanism, 4-3
Brush Palte, 4-11
Brush, Block, Scrub, Ab, 3-91
Brush, Block, Scrub, Poly, 3-91

Brush, Board, Assy, 4-12
Brush, Carbon, 3-39, 3-59
Brush, Conveyor, Cyl, 35l, 4sr, 1-3
Brush, Disk, Swp, 19.0D, Pyp (Option), 2-3, 2-5
Brush, Motor, Ele, 4-11
Brush, Scrub, 39l, 20sr, Nyl, Spl, 2-3
Brush, Scrub, 39l, 20sr, Pyp, Spl, 2-3
Brush, Scrub, 39l, 20sr, Super Abr, Spl, 2-3
Brush, Scrub, 47l, 20sr, Nyl, Spl, 2-5
Brush, Scrub, 47l, 20sr, Pyp, Spl, 2-5
Brush, Scrub, 47l, 20sr, Super Abr, Spl, 2-5
Brush, Swp, 36l, 6dr, Spl, 2-3, 2-5
Brush, Swp, 36L, Window, Pp, Spl, 2-3, 2-5
Brush&Spring Assy, 4-6, 4-7
Brush/rectifier Assy, 4-14
Brush, 4-8, 4-9
Brushholder, Motor, Ele, 2-81, 3-19
Bumper Wldt, Iron Gray, 2-91, 3-21
Bumper Wldt, Lh, Iron Gray, 2-91, 3-21
Bumper Wldt, Lh, 2-91, 3-21
Bumper Wldt, Rh, Iron Gray, 2-91
Bumper Wldt, Rh, 2-91
Bumper Wldt, 2-91, 3-21
Bumper, Neo, 1.5d .63t .31h, 2-59, 2-71, 3-99, 3-101
Bumper, Poly-E, 2-75, 2-77, 3-99, 3-101, 3-103, 3-105
Bumper, Posi Drain, Recvy Side, 3-79, 3-83
Bumper, Pye, 2-57, 3-23, 3-37, 3-55
Bumper, Rbr, 1.00d 0.38t .25-20, 2-9
Bumper, Rbr, 1.19d .72l, 2-55
Bumper, Rbr, 2.0d 0.75t .38-16, 3-47, 3-67
Bumper, Rear, Lh, Iron Gray, 3-17
Bumper, Rear, Lh, 3-16
Bumper, Rear, Rh, Iron Gray, 3-17
Bumper, Rear, Rh, 3-16
Bumper, Side, Recvy, Gray [Posi Drain], 3-81
Bumper, Side, Scb Head, Wide, Iron Gray, 3-25, 3-55
Bumper, Side, Scb Head, Wide, 3-25, 3-55
Bumper, Side, Soltn, Gray [Posi Drain], 3-85
Bumper, Sqge, 2-75, 2-77, 3-99, 3-101, 3-103, 3-105
Bumper, 3-37, 3-55
Busbar, .06 0.6w 2.5l 2/.28h, 2-111, 2-115
Busbar, Fuse, .6 0.6w 0.8h 2.0l, 2-111
Bushing Assy, Flng, 2 Hole, 0.50b, 2-15
Bushing Assy, Flng, 4 Hole, 1.57b, Stl, 2-101
Bushing, Flng, 0.50b 0.59d 0.38l, 2-55, 2-83, 2-93
Bushing, Flng, 0.63b 0.72d 0.25l, 2-27, 2-55, 2-65, 3-31, 3-45, 3-65
Bushing, Flng, 0.63b 0.75d 0.38l, 2-67, 2-69, 3-33, 3-35, 3-47, 3-49, 3-67, 3-69
Bushing, Flng, 1.00b 1.13d 0.38l, 2-25
Bushing, Flng, 1.50B 0.59D 0.38L, 3-21
Bushing, Flng, 1.50b 1.65d 1.00l, 2-97
Bushing, Light, Led, 3-75
Bushing, Sleeve, 0.37b 0.50d 0.50l, 2-23

Bushing, Sleeve, 0.50b 0.59d 0.25l, Bnz, 2-93
Bushing, Sleeve, 0.63b 0.72d 0.25l, 2-93
Bushing, Sleeve, 0.63b 0.72d 0.38l, 2-67, 2-69, 3-33, 3-35, 3-47, 3-49, 3-67, 3-69
Bushing, Sleeve, 0.88b 1.00d 0.75l, Bnz, 2-95
Bushing, Taper Lock, 2-15
Button, Plug, 0.44H .03-.12 [Blk Nyl], 2-29
Button, Plug, 0.50H .03-.12 [Black Nyl], 2-95
Button, Plug, 1.1 X 1.1h, Black, Plstc, 2-13

C

Cable, .12d, 13.3l, .2clevis/.2clevis, 1-1, 1-2, 2-73
Cable, .13d, 10.0l, .51eye /.51eye, 2-81, 3-19
Cable, .13d, 15.5l, .50eye /.50eye, 2-65, 3-31, 3-45, 3-65
Cable, Brush, Lift, 2-89
Cable, Flap, Lift, 2-89
Cable, Pull, 2-23
Cable, Push Pull, 2-27
Cable, Ribbon, 34 Conductor, 2-13
Cable, Safety, Battery, 3-107
Cam, Front, 3-39, 3-59
Cam, Rear, 2-75, 2-77, 3-39, 3-59, 3-99, 3-101, 3-103, 3-105
Cam/bearing(Diaphragm Kit, 4-14
Cam, 2-75, 2-77, 3-99, 3-101, 3-103, 3-105
Cap Assy, 3-79, 3-81
Cap Screw, 4-17
Cap, Brush, Motor, Ele, 2-81, 3-19
Cap, Dust, 3-79, 3-81, 3-83, 3-85
Cap, End, 4-17, 4-20
Cap, Hub 2.567 Hole, 2-25
Cap, Neoprene Black, 2-73, 3-27
Cap, Plastic, 2-29, 2-39
Cap, Tank, Drain, 2.25 Thread Pye, 2-31, 2-51
Cap, Tank, Drain, 3.85 Thread Pye, 2-31, 2-51
Cap, Tank, Drain, 6.17 Thread Pye, 2-39, 3-79, 3-81, 3-83, 3-85
Cap, Tank, 2-31, 2-51, 3-87
Cap, Tube, 2-15
Cap, Vyl, .234id .750l .04, 2-11
Capacitor, Plug [.01 Uf, 200v], 3-75
Caster Kit, Sqge, Replmt, 2-71
Chain, Arm, 2-97
Chain, Coil, Str, #210, 09.0l 07 Link, 2-73
Chain, Drive, 2-97
Chain, Roller, #40 X 109 Pitches, 2-15
Chain, Sash, #35, 07.2l 13 Link, 3-79, 3-81, 3-83, 3-85
Channel Wldt, Guard, Rh, Iron Gray, 2-77, 3-105
Channel Wldt, Iron Gray, 2-71, 2-93, 3-101
Channel Wldt, Steering, Iron Gray, 2-7
Channel Wldt, Steering, 2-7
Channel Wldt, 2-71, 2-75, 2-93, 3-99, 3-103
Channel, .19, 2.5w 1.0 29.3l, H&S, Gray, 2-29, 2-39

- Channel, Battery, R/O, Iron Gray, 3-107
- Channel, Harness, 2-35
- Channel, Iron Gray, 2-83, 3-21
- Channel, Spring, 2-73
- Channel, Stop, Lh, 3-99
- Channel, Stop, Rh, 3-99
- Channel, 2-29, 2-35, 2-39, 2-41
- Charger, BC15 36V100A MF SB350G, 3-111
- Charger, BC15 36V100A Wet SB350G, 3-111
- Charger, BC15 36V120A WET SB350G, 3-111
- Check valve assy, 4-14
- Chrome Pltd Cam Shaft, 2-25
- Circuitboard, Assy, [7300/8300], 2-119
- Circuitboard, Pedal, 2-19
- Circuitboard, Sweeper, [8300], 2-119
- Circuitbreaker, 10.0a, 2-109, 2-121
- Circuitbreaker, 15.0a, 2-109, 3-3, 3-5
- Circuitbreaker, 20.0a, 2-109
- Circuitbreaker, 25.0a, 2-109
- Circuitbreaker, 40.0a (Power Steering Option), 2-109
- Circuitbreaker, 50.0a (Center Brush Option), 2-109
- Circuitbreaker, 05.0A, Resetable, 2-123
- Circuitbreaker, 2.0a, Resetable, 3-73
- Circuitbreaker, 20.0a [Resetable], 2-109
- Circuitbreaker, 30.0a, Resetable, 2-109
- Circuitbreaker, 40a, (Max Prot 1000 Disk W/Std Motor), 2-109
- Circuitbreaker, 40a, (Max Prot 1200 Disk), 2-109
- Circuitbreaker, 45a, (Max Prot 1000 Cylindrical), 2-109
- Circuitbreaker, 45a, (Max Prot 1000 Disk W/Hd Motor), 2-109
- Circuitbreaker, 45a, (Max Prot 1200 Cylindrical), 2-109
- Circuitbreaker, 50.0a, 2-109
- Circuitbreaker, 30.0a, 2-109
- Clamp Wldt, Front 48.0l, 3-99, 3-101
- Clamp Wldt, Front, 2-75, 2-77, 3-103, 3-105
- Clamp Wldt, Rear 48.0l, 3-99, 3-101
- Clamp Wldt, Rear, 2-75, 2-77, 3-103, 3-105
- Clamp, Cable, Stl, 0.38d X 0.38w, 1h, 3-3, 3-7, 3-9
- Clamp, Cable, Stl, 0.56d X 0.38w, 1h, 2-55
- Clamp, Cable, Stl, 0.63d X 0.75w, 1h, 2-11
- Clamp, Cable, Stl, 0.63d X 0.75w, 1hole, 3-73
- Clamp, Cable, Stl, 0.69d X 0.62w, 1h, 2-7, 2-65, 3-27, 3-29, 3-31, 3-45, 3-65
- Clamp, Cable, Stl, 0.75d X 0.75w, 1h, 3-43, 3-63
- Clamp, Cable, Stl, 0.88d X 0.62w, 1h, 2-61, 2-63, 2-95
- Clamp, Cable, Stl, 0.88d X 0.62w, 1hole, 3-73
- Clamp, Cable, Stl, 1.00d X 0.62w, 1h, 2-33, 3-41, 3-43, 3-61, 3-63
- Clamp, Cable, Stl, 1.50d X 1.00w, 1h, 2-45
- Clamp, Hose .40 - .42 2 Wire, 2-45
- Clamp, Hose, Plstc, 1.60d X 0.62w, 2-31, 2-51
- Clamp, Hose, Wir, .52 - .56, Yel, 4-23
- Clamp, Hose, Wir, .63 - .66, Blk, 4-23
- Clamp, Hose, Wormdrive, 0.25-0.62d, .31w, 3-73
- Clamp, Hose, Wormdrive, 0.25-0.62d, 3-87
- Clamp, Hose, Wormdrive, 0.31-0.88d, .31w, 2-49, 2-61, 3-73
- Clamp, Hose, Wormdrive, 0.31-0.88d, 2-43, 2-45, 2-47, 2-63, 3-27, 3-29, 3-43, 3-63, 3-93
- Clamp, Hose, Wormdrive, 0.50-1.06d, 3-27
- Clamp, Hose, Wormdrive, 0.56-1.06d, .56w, 2-61, 2-63, 3-27, 3-29
- Clamp, Hose, Wormdrive, 0.56-1.06d, 2-35
- Clamp, Hose, Wormdrive, 0.81-1.50d, 1-2, 2-29, 2-39, 2-61, 3-41, 3-43, 3-51, 3-61, 3-63, 3-71
- Clamp, Hose, Wormdrive, 1.56-2.50d, 2-53
- Clamp, Hose, Wormdrive, 1.62-3.50d, 2-43
- Clamp, Hose, Wormdrive, 1.81-2.75d, 3-51, 3-71
- Clamp, Hose, Wormdrive, 2.50-3.50d, .50w, 3-73
- Clamp, Hose, Wormdrive, 2-33
- Clamp, Hose, 3-89, 3-91
- Clamp, Ribbon Cable, Hold-Down, 2-13, 2-99
- Clamp, Ribbon Cable, 2-13, 2-99
- Clamp, 4-3
- Clevis, Adj, 0.19pin, #10-32, 2-27
- Clevis, Adj, 0.25pin, .25-28, 2-89
- Clevis, Adj, 0.38pin, 0.31-24, Lh, Pl, 2-25
- Clevis, Adj, 0.38pin, 0.31-24, Pl, 2-25
- Clevis, Adj, 1.12pin, 1.00-14, 2-89
- Clip, Finger Grip, 2-37, 3-95, 3-97
- Clip, Motor, Ele, 2-81, 3-19
- Clip, Spring, Prop Arm, 2-95, 3-51, 3-71
- Clip, Sprocket, 2-21
- Coil 36v, 4-18
- Column, Steering (Replaced by 387653), 2-15
- Column, Steering, #14.0L .81D 36Tooth, 2-15
- Comm. Bracket, 4-5
- Comm. bracket, 4-3
- Connector assy, 4-14
- Connector Body, 4-10, 4-12, 4-13
- Connector Kit, Tubing, 4-15
- Connector, 2 Conductor, 4-3, 4-5, 4-6, 4-7
- Connector, 2-Conductor, 4-9
- Connector, Anderson, 350A, Gray, 3-111
- Connector, Fem, 2cav, Mp280 Sealed, 4-21
- Contact, Switch, 2-13
- Contact, 36vdc, [Spno], 2-111
- Contact, 36vdc, 100a, Spst, 2-113
- Contact, 36vdc, 200a, Dpdt, 2-113
- Contact, 36vdc, 200a, Spst, 2-113
- Contact, 36vdc, Spdt, 2-111
- Contact, 36vdc, 2-111
- Controller Kit, Replmt [ec-H2O], 4-23
- Controller, Motor, 36vdc, 1205, 2-111
- Controller, Motor, 36vdc400A, 2-113
- Conveyor, Cyl, 35L, 4Sr, Pp, 2-87
- Coupling Body, Qf, Pm08, 2-47
- Coupling Insert, Qm, Bm08, 2-47
- Coupling, Fem, W/ Valve, .25 Brb, 2-45
- Coupling, Flexible, 4-16
- Coupling, Mal, .25 Npt, 2-45
- Cover Kit, Recvy, W/ Gasket, Teal, 2-35, 2-41
- Cover Kit, Soltn, W/ Gasket, Teal, 2-29, 2-39
- Cover Kit, Soltn, W/ Gasket, 2-29, 2-39
- Cover Wldt, Iron Gray, 2-11
- Cover Wldt, Top, Iron Gray, 2-9
- Cover Wldt, Top, 2-9
- Cover Wldt, 2-11
- Cover, Chain, Teal, 2-97
- Cover, Chain, 2-97
- Cover, Controlbox, 2-109
- Cover, Cooling Fan, 2-53
- Cover, Drive, 3-39, 3-59
- Cover, Hopper, 2-99
- Cover, Hppr, Teal, 2-99
- Cover, Idler, 3-39, 3-59
- Cover, Insert, 2-31, 2-51
- Cover, Iron Gray, 2-119
- Cover, Rear, Teal, 2-11
- Cover, Rear, 2-11
- Cover, Reservoir, 4-16
- Cover, Tank, Recvy, 2-35
- Cover, Tank, Top, Teal, 2-11
- Cover, Tank, Top, 2-11
- Cover, Tank, 2-39, 3-87
- Cover, Vac Fan, W/ Label, [8300], 2-101
- Cover, 2-119
- Cradle Wldt, Battery, Iron Gray, 3-109
- Crank Replacement Kit, 4-15
- Cuff, Swivel, 3-89
- Cup Holder, 2-9
- Cup Wldt, Skid, 2-7
- Cylinder, Hyd, 2.0b, . L, 12.00strk, 2500, 2-95

D

- Detergent Pkg, 2 Liter, Sgl, 365, 2-45
- Detergent Pkg, 2 Liter, Sgl, 665, 2-45
- Detergent Pkg, 4 Liter, Sgl [Tco 665], 2-45
- Device, Centering, 2-3, 2-5
- Diaphragm kit, 4-14
- Diode, Ele, Plug, 2-13, 2-113, 2-149, 2-150, 3-75
- Disc, 4-3
- Disk, Pad Drive, W/ Face, 20d, 2-3
- Disk, Pad Driver, W/Face, 16D, 2-5
- Door Wldt, Side, Iron Gray, 2-9
- Door Wldt, Side, 2-9
- Door, Brush, Iron Gray, 2-85, 2-87
- Door, Brush, Lh, Iron Gray, 2-79, 3-21
- Door, Brush, Lh, 2-79, 3-21
- Door, Brush, Rh, Iron Gray, 2-79
- Door, Brush, Rh, 2-79
- Drain Kit, Gray, Ci [Posi Cntrl/Recvy], 3-81
- Drain Kit, Gray, Ci [Posi Cntrl/Soltn], 3-85
- Drive, Main, 4-17
- Drive, Valve, Strg, 4-20
- Driver Assy, Pad, 16D, 2-5
- Driver Assy, Pad, 20.0D, 2-3

CROSS REFERENCE

Drum, Cable, Lift, 2-73
Duct, Afmkt, Vyl, 0.40 X 0.75 .25D, 04Ft, 3-5
Duct, Vinyl 3.5l, 2-83

E

Ear, 2-97
Ec-H2o Kit, Module C, Plumbing, 4-23
Ec-H2o Kit, Cylrcl, 1000mm, Ci [73/8300], 3-77
Ec-H2o Kit, Cylrcl, 1200mm, Ci[73/8300], 3-77
Ec-H2o Kit, Disk, Ci [7300/8300], 3-77
Electrode, 5 Plate, High Flow, 4-23
Electrode, Cylindrical, 4-23
Element, Fitr, 4-16

F

Fan Assy, Vacuum (See Breakdown)
(Replaced by 398520), 2-53
Fan Assy, Vacuum (See Breakdown), 2-53
Fan vacuum, 36v, 4-3
Fan, rotating, 4-3
Fan, stationary, 4-3
Fan, Vacuum, 4-5
Fan, 4-3, 4-5
Fast 665 4 Ltr, Detergent, 2-49
Fast 965 4 Ltr, Detergent, 2-49
FaST Kit, Ci [Inj Reblid, 7300/8300], 4-24
Fast Kit, Ci, Injector Filters[Fast li+], 4-24
Fast Kit, Ci, Injector Seals [Fast li+], 4-24
Filter Assy, Air, Molded Ure, 2-45
Filter, Fan, 2-35, 2-41
Filter, Foam, 2-47
Filter, In-Line, Pf06/Pf06 080mesh 02.6l, 2-49, 3-73
Filter, Inline, Pf06/Pf06, 80 Mesh, 2-47
Filter, Panl, Dust, 2.0 X 06.1 X 07.6, 1-1, 1-2
Filter, Pkg, Dust, Panl, 81plts, 1-1, 1-2
Filter, Soltn, 20mesh, Pf16 3.1d 02.3l, 2-39
Fitting 1/8mx1/4h Barb Brs, 2-45
Fitting Assy, Cap, 0.067b, Pf04, 2-43
Fitting Assy, Cap, 0.086b, Pf04, 2-43
Fitting Assy, Qdc, Pf04, 3-73
Fitting, Brs, E90, Cf03/Pf02, 2-45
Fitting, Brs, E90, Pm04/Bm08, 2-43
Fitting, Brs, Qdc, Bm12/Qf08, 2-33
Fitting, Brs, Qdc, Pm04/Qf06, 3-93
Fitting, Brs, Str, Pf04/Pf04 Bkhd, 3-93
Fitting, Brs, Str, Bm06/Pf02, Spcl, 3-73
Fitting, Brs, Str, Bm06/Pf04, 3-73
Fitting, Brs, Str, Pf02/Pm06, 3-73
Fitting, Brs, Str, Pm02/Bm03, 2-53
Fitting, Brs, Str, Pm02/Pm02, 4-23
Fitting, Brs, Str, Pm04/Pm04, 2-43
Fitting, Brs, Str, Pm04/Pm06, 2-43
Fitting, Brs, Tee, Pf04/Pf04/Pm04, 2-43
Fitting, Brs, Tee, Pf04/Pm04/Pf04, 2-43
Fitting, Brs, Tee, Pf02/Pf02/Pm02, Run, 3-73
Fitting, Brs, Tee, Pm04/Pf04/Pf04, Run, 2-49

Fitting, Coupler, Hose, Shank, Fem, 3-79, 3-81, 3-83, 3-85
Fitting, Elbow, 3-91
Fitting, Grease, E90 Pm04 .75L, 3-25, 3-37, 3-55
Fitting, Grease, Str Pm04 .47l, 2-95
Fitting, Grease, 2-21
Fitting, Hose, Barbed, .25npt Mal, 3-91
Fitting, Hyd, E90, Jm04/Om04, 2-95, 2-103
Fitting, Hyd, E90, Jm06/Om06, 2-103
Fitting, Hyd, Rst, Jm04/.047, 2-95
Fitting, Hyd, Str, Jm04/Om06, 2-15
Fitting, Hyd, Str, Jm04/Om10, 2-15
Fitting, Hyd, Str, Jm06/Om06, 2-15, 2-103
Fitting, Hyd, Tee, Jf06/Jm06/Jm06, Run, 2-103
Fitting, Nyl, Qdc, E90, Bm06/ Qm10, 2-49
Fitting, Nyl, Qdc, E90, Bm08/ Qm10, 2-49
Fitting, Plstc, Bkhd, Pf12/Pf12, 2-51
Fitting, Plstc, Bkhd, Pf16/Pf16, 2-29, 2-39
Fitting, Plstc, Cap, Pf04, 2-45
Fitting, Plstc, Cap, Pf08, 2-61, 2-63, 3-27
Fitting, Plstc, E45, Pf12/Pf12, 2-33
Fitting, Plstc, E90, 06bm/06bm, 3-87
Fitting, Plstc, E90, 16bm/16pm, 2-29, 2-39
Fitting, Plstc, E90, Bm04/Pm04 Nyl, 2-45
Fitting, Plstc, E90, Bm05/Pm02, Nyl, 4-23
Fitting, Plstc, E90, Bm06/Pm04, Nyl, 2-49
Fitting, Plstc, E90, Bm08/Bm08, 2-61, 2-63, 3-27, 3-29
Fitting, Plstc, E90, Bm08/Pm04 Nyl, 2-43
Fitting, Plstc, E90, Bm08/Pm04, 3-93
Fitting, Plstc, E90, Bm08/Pm06, 2-47, 2-49, 3-43, 3-63, 3-73
Fitting, Plstc, E90, Bm08/Pm08, 2-33
Fitting, Plstc, E90, Bm08/Pm12, Nyl, 2-47
Fitting, Plstc, E90, Bm10/Pm12, 2-33
Fitting, Plstc, E90, Bm12/Bm12, 2-61, 2-63, 3-27, 3-29, 3-41, 3-43, 3-61, 3-63
Fitting, Plstc, E90, Bm12/Pf12, 2-35
Fitting, Plstc, E90, Bm12/Pm08, 2-33, 3-27
Fitting, Plstc, E90, Bm12/Pm12, 2-33, 2-35
Fitting, Plstc, E90, Pf08/Pf08, 3-43, 3-63
Fitting, Plstc, E90, Pm12/Pf12, 2-29, 2-39
Fitting, Plstc, Pipe, Cap, Pf04, 2-49
Fitting, Plstc, Plug, Pm12, 2-29, 2-39, 2-41
Fitting, Plstc, Rst, .50od/.31id, 3-27, 3-29
Fitting, Plstc, Str, Bm04, Cplg, Fem, 2-49
Fitting, Plstc, Str, Bm04/Bm08, 2-45, 3-73
Fitting, Plstc, Str, Bm05/Pm04, 3-73
Fitting, Plstc, Str, Bm06/Bm06, 3-87
Fitting, Plstc, Str, Bm06/Pm02, Nyl, 3-73, 4-23
Fitting, Plstc, Str, Bm06/Pm04, 2-49
Fitting, Plstc, Str, Bm06/Pm12, 3-87
Fitting, Plstc, Str, Bm08/Bm08, 2-61, 2-63, 3-27, 3-29
Fitting, Plstc, Str, Bm08/Pm04 (ec-H2O), 3-29, 3-43, 3-63
Fitting, Plstc, Str, Bm08/Pm04 (FaST), 2-63
Fitting, Plstc, Str, Bm08/Pm04, 3-93
Fitting, Plstc, Str, Bm08/Pm06, 2-47, 2-49, 3-73
Fitting, Plstc, Str, Bm08/Pm08, 2-61, 2-63, 3-27, 3-43, 3-63

Fitting, Plstc, Str, Bm08/Pm12, 2-47, 2-49, 3-73, 3-93
Fitting, Plstc, Str, Bm10/Bm10, 2-61, 2-63
Fitting, Plstc, Str, Bm12/Pm08, Nyl, 3-43, 3-63
Fitting, Plstc, Str, Bm12/Pm08, 2-33
Fitting, Plstc, Str, Bm12/Pm12, 2-29, 2-33
Fitting, Plstc, Str, Bm24/Bm32, 3-89, 3-97
Fitting, Plstc, Str, Pm04, Cplg, Mal, 2-49
Fitting, Plstc, Str, Pm08/[Garden Hose]F, 2-37
Fitting, Plstc, Str, Pm08/Pm08, 2-33
Fitting, Plstc, Str, Pm12/Bm16, 2-29, 2-39
Fitting, Plstc, Str, Pm12/Pm12, 2-29, 2-33, 2-39
Fitting, Plstc, Str, Pm16/Pm16 Close, 2-29, 2-39
Fitting, Plstc, Tee, Bm04/Bm04/Bm04, 2-49
Fitting, Plstc, Tee, Bm05/Bm05/Pm04, 3-73
Fitting, Plstc, Tee, Bm06/Bm06/Bm06, 3-73
Fitting, Plstc, Tee, Bm08/Pm04/Bm08 Nyl, 2-43, 2-45
Fitting, Plstc, Tee, Bm10/Bm10/Bm10, 2-61
Fitting, Plstc, Tee, Bm12/Bm12/Bm12, 3-41, 3-61
Fitting, Plstc, Tee, Bm16/Pf12/Bm16, 2-29, 2-39
Fitting, Plstc, Tee, Pf08/Pf08/Pf08, 2-33
Fitting, Plstc, Tee, Pf12/Pf12/Pf12, 2-29, 2-39
Fitting, Plstc, Y, Bm06/Bm06/Bm06, Nyl, 3-73
Fitting, Plstc, Y, Bm08/Bm08/Bm08 Nyl, 3-43, 3-63
Fitting, Plstc, Y, Bm08/Bm08/Bm08, Nyl, 2-49
Fitting, Plug, Om04, Valve, 4-19
Fitting, Plug, Om06, Valve, 4-19
Fitting, Qm, Male, 2-33
Fitting, Quick Disconnect, 3-89
Flange, Brg, 1.9id 2h, 2-85, 2-87
Flange, 4-17
Flap, Front, 1-1, 1-3, 2-93
Flasher, 12/48vdc 5a #6309 /12 - 48vdc, 3-7
Flasher, 12/48vdc 5a #6309/12-48vdc, 3-9
Flashing Light, 3-3, 3-5
Frame and Field Assembly, 4-11
Frame Wldt, Main, Iron Gray [7300/8300], 2-7
Frame Wldt, Scb Head, 2 Brush, Ele, Gray, 2-57
Frame Wldt, Scb Head, 3 Brush, Ele, Gray, 3-23
Frame Wldt, Sqge 48.0l, 3-99, 3-101
Frame Wldt, Sqge, Iron Gray, 2-75, 2-77, 3-103, 3-105
Frame Wldt, Sqge, Side, Lh, 2-69, 3-35, 3-49, 3-69
Frame Wldt, Sqge, Side, Rh, 2-67, 3-33, 3-47, 3-67
Frame, Swpr, Iron Gray [8300], 2-7
Frame, 2-7

Fuse 20a,3ag,Slo-blo, 2-119
 Fuse, .25d 10a 32vdc, 2-119
 Fuse, 200amp, 2-111, 2-113

G

Gasket, .19, 2.00id 5.38OD [BUNA], 3-79, 3-81, 3-83, 3-85
 Gasket, .19, 4.05id 5.29od [Buna], 2-31, 2-51, 3-87
 Gasket, Cap, Drain, 1-1, 1-2, 1-3, 2-31, 2-51
 Gasket, Cap, Dust, 3-79, 3-81, 3-83, 3-85
 Gasket, Cap, 2-31, 2-51
 Gasket, Celr Ure, .50, 05.94w 08.88l,Adh, 2-29, 2-39
 Gasket, Cover, Controller, 2-109
 Gasket, Cover, 3-39, 3-59
 Gasket, Foam, 3-51, 3-71
 Gasket, Lid, 2-31, 2-51
 Gasket, Mtg, Fan, 1-1, 1-2, 1-3, 2-53
 Gasket, Sqge, 2-75, 2-77, 3-99, 3-101, 3-103, 3-105
 Gasket, Tank, Recovery, 1-1, 1-2, 2-35, 2-41
 Gasket, Ure, .50, 12.65w 18.89l, Adh, 2-41
 Gasket, 2-39, 2-119
 Gasspring, 56lb, 6.3strk, 2-65, 3-31, 3-45, 3-65
 Gear, Drive, 2-21
 Gearbox, 90, Drive Wheel, Rear, [Hu], 2-21
 Gearbox, Motor, 4-10, 4-12, 4-13
 Geroler S/A, 4-17
 Geroter, 4-20
 Grommet, Blind, 3-73, 4-23
 Grommet, Pye, 0.37id, F/ 1.5h, .13matl, 3-87
 Grommet, Rbr, 0.38id, F/ 0.5h, .12matl, 3-3, 3-5, 3-7, 3-9
 Grommet, Rbr, 0.50id, F/ 0.8h, .12matl, 2-109
 Grommet, Rbr, 0.89id, F/ 1.2h, .14matl, 2-19
 Grommet, Rbr, 1.00id, F/ 1.4h, .12matl, 2-109
 Grommet, Rbr, 1.0b, 2-109, 2-119
 Grommet, Rbr, 1.50id, F/ 1.8h, .31matl, 2-13, 2-23
 Grommet, Rbr, 2.13id, F/ 2.5h, .12 Matl, 2-45
 Grommet, Ribbon Cable, .63 X 1.81, 2-13
 Grommet, 3-91
 Guard Kit, Sqge, Rear, Ci [7300/8300], 3-56
 Guard Kit, Sqge, Rear, Iron Gray, Ci, 3-56
 Guard Wldt, Lh, Iron Gray, 3-49, 3-69
 Guard Wldt, Lh, 3-49, 3-69
 Guard Wldt, Light, Revl/FIsh, 3-3, 3-5
 Guard Wldt, Oprtr, Top, Iron Gray, 3-13
 Guard Wldt, Oprtr, Top, 3-11
 Guard Wldt, Rh, [Mp1200], 3-67
 Guard Wldt, Rh, Iron Gray, 3-47, 3-67
 Guard Wldt, Sqge (MP 20), 3-25, 3-55
 Guard Wldt, Sqge, Rear, Gray, 3-25, 3-55
 Guard, Bmpr, Iron Gray, 3-25
 Guard, Brush, Side, 2-81, 3-19

Guard, Bumper, 3-25, 3-56
 Guard, Kick In, Scb Head, Iron Gray, 2-59, 3-25, 3-37, 3-55
 Guard, Kick In, Scb Head, 2-59, 3-25, 3-37, 3-55
 Guard, Light, 3-7, 3-9
 Guard, Side Brush, 2-81
 Guide, Point, Side Sqge, 2-67, 2-69, 3-33, 3-35, 3-47, 3-49, 3-67, 3-69

H

H-016 Wavy Washer, 4-11
 Handle Wldt, Steering, Tilt, 2-15
 Handle, Wand, 3-91
 Handle, 2-29, 2-39
 Harness [Fast 7300/8300], 2-149
 Harness [FaST II+ 7300/8300], 2-150
 Harness. Switch, Key, Diode, 2-113
 Harness, Backup Alarm, Shrd, 3-7, 3-9
 Harness, Battery, Connecting, 2-115, 2-117
 Harness, Battery, Rollout [7300/8300], 3-107
 Harness, Fast, 7300/8300, 2-149
 Harness, Hppr, 2-148
 Harness, Jumper, Arm, 2-148
 Harness, Light, Revl, Ohg, 3-5
 Harness, Light, Revl, Shrd, 3-3
 Harness, Main, 7300/8300, 2-148
 Harness, Main,Controlboard[Ec-H2o 5cell], 4-23
 Harness, Power Wand, [7300/8300], 3-95
 Harness, Rear [FaST 7300/8300], 2-150
 Harness, Rear, [Fast 7300/8300], 2-149
 Harness, Sensor, Jumper, 2-35
 Harness, Solenoid, Shakr, [6200], 2-99
 Harness, Wire [7300 Ec-H2o, Module], 3-76
 Harness, Wire [7300, Ec-H2o Interface], 3-76
 Harness, Wire, Jumper Reverse Switch, 3-7
 Harness, Wire, Jumper, Seat Switch, 2-148
 Head Kit, Pump, Water, Repair, 4-21
 Head, Commutator End, 4-11
 Head, Drive End, 4-11
 Head, Wand, 3-91
 Headband, 4-11
 Headlight, 36vdc, 15cp 0.7a [#0534242], 2-91
 Headlight, 36vdc, 60watt1.7a [#4350], 3-7
 Headlight, 36Vdc, 60 Watt 1.7A, 3-9
 Hinge Assy, Iron Gray, 2-11
 Hinge Assy, 2-11
 Hinge Wldt, W/ Pin, Iron Gray, 2-11
 Hinge Wldt, W/ Pin, 2-11
 Hinge, .25pin .07 3.5w 08.0l, 4/0.38sl, 2-9
 Hinge, .25pin .25 3.0w 05.0l 6/0.44h, 2-79
 Hinge, 2-9
 Hook Wldt, Latch, 3-39, 3-59
 Hopper, Sweeper, [8300], 2-91
 Hopper, Swpr, Teal [8300], 2-91
 Horn, 36vdc, DbA, 2-7
 Hose Assembly, 3-89
 Hose Assy, Drain, 2-31, 2-51
 Hose Assy, Pvc, W/ Cuff, 1.5d, 90.0l, 3-97

Hose Assy, W/1cuff, 1.5d 120l 1.5/, 3-79, 3-81, 3-83, 3-85
 Hose Assy, W/2 Cuff, 1.0d 41.0l, 1-3
 Hose Assy, W/2cuff, 1.0d, 23l, 3-51, 3-71
 Hose Assy, W/2cuff, 1.0d, 41l, 3-51, 3-71
 Hose Assy, W/2cuff, 2.0d 26l, 3-51, 3-71
 Hose Assy, W/2cuff, 2.0d 75l, 3-51, 3-71
 Hose, Afmkt Replmt, Pvc, Brd 0.50id 1 Ft, 2-43, 2-45, 2-47, 3-43, 3-63
 Hose, Afmkt Replmt, Pvc, Brd 0.50id 2 Ft, 2-43, 3-29, 3-43, 3-63
 Hose, Afmkt Replmt, Pvc, Brd 0.50id 20ft, 2-47
 Hose, Afmkt Replmt, Pvc, Brd 0.50id 3 Ft, 3-29
 Hose, Afmkt, Pvc, Brd 0.50id 1ft, 2-63
 Hose, Afmkt, Pvc, Brd 0.50id 2ft, 2-61
 Hose, Afmkt, Pvc, Brd 0.75id 1 Ft, 3-29, 3-43, 3-63
 Hose, Afmkt, Pvc, Brd 0.75id 8 Ft, 3-29, 3-43, 3-63
 Hose, Afmkt, Pvc, Brd, 0.25id, 03ft, 3-73
 Hose, Afmkt, Pvc, Brd, 0.31id, 03Ft, Clr, 3-73
 Hose, Afmkt, Pvc, Brd, 0.38id, 01ft, Clr, 4-23
 Hose, Afmkt, Pvc, Brd, 0.38id, 03ft, Clr, 2-49
 Hose, Afmkt, Pvc, Brd, 0.50id, 01ft, Clr, 2-49
 Hose, Afmkt, Pvc, Brd, 0.50id, 02ft, Clr, 2-49
 Hose, Afmkt, Pvc, Brd, 0.50id, 08ft, Clr, 3-73
 Hose, Afmkt, Pvc, Brd, 0.75id 8 Ft, 2-63
 Hose, Afmkt, Pvc, Clr 0.25id 1 Ft, 2-45
 Hose, Afmkt, Pvc, Clr 0.25id 2 Ft, 2-45
 Hose, Afmkt, Pvc, Clr, 0.25id, 02ft, 2-49
 Hose, Hyd, Tc 06, Jf str/E90 , 48.0l, 2-107
 Hose, Hyd, Tc04, Jf04Str/Jf04Str, 025.0, 2-107
 Hose, Hyd,Med06, Jf06str /Jf06e90 , 26.0, 2-107
 Hose, Hyd,Tc 04, Jf04str /Jf04e90 , 20.0, 2-107
 Hose, Hyd,Tc 04, Jf04str /Jf04e90 , 30.0, 2-107
 Hose, Hyd,Tc 06, Jf06str /Jf06e90 , 24.0, 2-107
 Hose, Pvc, Brd, 0.31id 0.53od, 2ft, Clr, 4-23
 Hose, Pvc, Brd, 0.38id 0.60od 15.00l, 3-87
 Hose, Pvc, Brd, 0.38id 0.60od 66.00l, 3-87
 Hose, Pvc, Brd, 0.50id 0.73od 33.00l, 3-27
 Hose, Pvc, Brd, 0.50id 0.75od 14.00l, 3-27
 Hose, Pvc, Brd, 0.50id 0.80od 18.00l, 3-27
 Hose, Pvc, Brd, 0.62id 0.91od 10.30l, 2-61
 Hose, Pvc, Brd, 0.75ID 1.00OD 02.00L, 3-41
 Hose, Pvc, Brd, 0.75id 1.00od 02.00l, 3-27
 Hose, Pvc, Brd, 0.75id 1.00od 2.00l, 3-61

CROSS REFERENCE

Hose, Pvc, Brd, 0.75id 1.00od 26.00l, 2-33
Hose, Pvc, Brd, 0.75id 1.00od 44.50l, 3-27, 3-41, 3-61
Hose, Pvc, Brd, 0.75id 1.03od 01.50l, 3-41, 3-61
Hose, Pvc, Brd, 0.75id 1.03od 02.00l, 2-61, 2-63
Hose, Pvc, Brd, 0.75ID 1.03OD 05.00L, 3-41
Hose, Pvc, Brd, 0.75id 1.03od 05.00l, 3-61
Hose, Pvc, Brd, 0.75id 1.03od 11.00l, 3-41, 3-61
Hose, Pvc, Brd, 0.75id 1.03od 44.50l, 2-61, 2-63
Hose, Pvc, Brd, 0.75ld 1.03OD Bulk, 2-33
Hose, Pvc, Clr, 0.50id 0.69od 50.0l, 2-33
Hose, Pvc, Wir, 0.50id 0.74od 47.00l, 3-93
Hose, Pvc, Wir, 0.50id 0.75od 15.50l, 3-93
Hose, Vacuum, 0.16id X 05.0l, 2-35, 2-53
Hose, Vacuum, 35.0l, 1-3, 3-51, 3-71
Hose, Vacuum, 58.5l, 1-3, 3-51, 3-71
Hose, Vacuum, 89.0l, 2-35, 2-41
Hose, Vacuum, 91.0l, 1-1, 1-2
Hose, Vacuum, 1-1, 1-2, 2-53, 3-89
Hose, Vyl, Brd .38id .60od 45.0l, 3-87
Hose, Vyl, Brd, .62id 55.0l, 2-33
Hose, Vyl, Brd, .75id 28.0l, 2-35
Hose, Wand, 3-91
Hose, Water, 1.0id 2.25l, 2-29, 2-39
Hose, Water, 1.0id 4.5l, 2-29, 2-39
Hose, Water, Vyl, Brd, .75ld 14.0L, 2-33
Hose, 3-89
Housing Wldt, Brush, Iron Gray, 3-37, 3-55
Housing Wldt, Brush, Side, Iron Gray, 2-83, 3-21
Housing, Bottom, 4-23
Housing, Cplg, Qf / Pm08 (ec-H2O), 2-63
Housing, Cplg, Qf / Pm08 (FaST), 3-29, 3-43, 3-63
Housing, Cplg, Qf / Pm08, 2-49, 3-73
Housing, Upper, Module, High Flow, 4-23
Housing, Vacfan, Rear, 9.0d, Impeller, 2-101
Housing, 2-97, 4-3, 4-5, 4-17
Hub Wldt, Drive, Brush, Iron Gray, 2-85, 3-39, 3-59
Hub, Drive, Brush, Disk, 0.75B 6T, 2-57
Hub, Drive, Brush, Disk, 3 Hole 5.8Bc, 2-5
Hub, Drive, Brush, 3-23

I

Impeller, 9.00d X 1.40w X 0.376b, 2-101
Injector Assy, High, .052 .010[FaST II+]
(See Breakdowns), 2-49
Injector Assy, High, .052 .010[FaST II+], 4-24
Insert, Cplg, Qm, Bm08, 2-49, 3-73
Instruction, Repair, Valve, Strg, 4-20
Instruction, Repair, 4-17
Insulator, Panel & Switchboard, 2-113
Insulator, Panel, 2-111

K

Key Square 0.25 0.25 01.00 Lg, 4-13
Key Square 0.25 X 0.25, 01.00L, 4-10, 4-12
Key, Ignition, 2-13
Key, Sq, 0.12 X 0.12, 01.00l, 2-101
Key, Sq, 0.19 X 0.19, 00.62l, 2-85
Key, Sq, 0.19 X 0.19, 00.75l, 2-85, 3-39, 3-59
Key, Sq, 0.19 X 0.19, 01.00l, 2-85, 2-101, 3-39, 3-59
Key, Sq, 0.19 X 0.19, 01.25L, 4-9
Key, Sq, 0.19 X 0.19, 01.25l, 3-39, 3-59
Key, Sq, 0.25 X 0.25, 00.75l, 2-95
Key, Square, 4-6, 4-7, 4-8
Key, Woodruff, 0.19 0.75, [ASA#0606], 2-101
Kit, Brake, 1-1, 1-2
Kit, Brush, Motor, Ele, 2-81, 3-19
Kit, Cap, Drain, 2-31, 2-51
Kit, Ci, Alarm, Backup, 36vdc, 3-7
Kit, Ci, Battery, Rollout, 3-107
Kit, Ci, Bumper, Rear, 3-16, 3-17
Kit, Ci, Detgt Metering, 3-87
Kit, Ci, Drain, Soltn, Pos Cntrl, Soltn, 3-83
Kit, Ci, Drain, Soltn, Pos, Cntrl, Recvy, 3-79
Kit, Ci, Fltr, [8300], 2-99
Kit, Ci, Fork Lift, Battery, 3-109
Kit, Ci, Ohg, [7300/8300], 3-11
Kit, Ci, Seat, Suspension, 3-15
Kit, Ci, Seatbelt, 3-14
Kit, Cl, Squeegee, Rear (Max Pro 1000), 2-75
Kit, Cl, Squeegee, Rear (Max Prot 1000), 3-103
Kit, Cl, Squeegee, Rear [Max Pro 1200], 3-99
Kit, Ci, Vacuum Wand, [7300/8300], 3-97
Kit, Cover, Recvy, W/Gasket, 2-41
Kit, Drain Hose, Solution Side, 2-31
Kit, Ftg, Garden Hose, 2-33
Kit, Maint, 800hr
[8300-Mp1200-Disk-Vac], 1-2
Kit, Maint, 800hr, [8300-Mp1000-Cyl], 1-2
Kit, Maint, 800hr, [8300-Mp1000-Disk], 1-1
Kit, Maint, 800hr, [8300-Mp1200-Cyl], 1-2
Kit, Maint, 800hr, [8300-Mp1200-Disk], 1-1
Kit, Modif, Ftg Location, [Discvac], 1-2
Kit, Panel, Lh, 2-99
Kit, Panel, Rh, 2-99
Kit, Replmt, Dual Press/14" Tube, 2-35
Kit, Replmt, Press Switch/8" Tube, 2-29
Kit, Seal, Hyd, Valve, Strg, 4-20
Kit, Seal, Hyd, Valve, 4-18
Kit, Seal, Motor, 4-17
Kit, Seal, 4-16
Kit, Spring, Valve, Strg, 4-20
Kit, Switch, Micro, 3-7
Kit, Valve, Check, 2-29, 2-39
Kit, Wand, Power [5400], 3-91
Knob, 0.50-20, 1.38d, Plstc, 2-27
Knob, 4-Prong W/.31-18, Insert, 3-99, 3-101, 3-103, 3-105

Knob, 4-Prong W/.31-18, Insert, 2-75, 2-77
Knob, Adj, 2-71
Knob, Plastic, 2-83, 2-87, 3-21
Knob, Tapered, 2-95
Knob, 2-15, 2-71, 2-87

L

Label [User, Attention, Ec-H2o], 3-75
Label Set, Info & Hzd, 2-151
Label Set, Info/Hzrd, [Max Pro], 3-37, 3-55
Label Set, Info/Hzrd, [Maxpro], 2-57, 3-23
Label Set, Operational, 7300/8300, 2-151
Label Set, Opertnl [7300 ec-H2O], 3-75
Label, Blue-Green [FaST], 2-151
Label, Brush, Side, Adj, 2-83, 3-21
Label, Direction [Ec-H2o], 4-23
Label, Fast, 2-121
Label, Front [Ec-H2o, T15], 3-75
Label, Module [Nsf, Ec-H2o], 4-23
Label, Sqge, 2-151
Label, Switch [7300/8300 FaST], 2-123
Label, Switch, Fast, 2-121
Label, Tank [ec-H2O], 2-151, 3-75
Label, Tank [ES], 2-151
Label, 2-151
Lamp, 40vdc, 0.9a, [50cp#1062], 3-3, 3-5
Lamp, 36vdc, 32cp .72a, [#sp7], 2-91
Lamp, 2-7
Lampholder, 2-7
Latch, Double Scrub, Side Sqge, 2-67, 2-69, 3-33, 3-35
Latch, Handle, 3-107
Latch, Trigger, 2-9, 2-79
Latch, 2-11, 2-99, 3-39, 3-47, 3-49, 3-59, 3-67, 3-69
Leg, Iron Gray, 2-93
Leg, 2-93
Lens, Amber, Light, Revl, 3-3, 3-5
Lever Assy, Flap, 2-95
Lever Wldt, Flap, 2-95
Lever Wldt, Iron Gray, 2-23
Lever Wldt, 2-23
Lever, Valve, Water, Iron Gray, 2-27
Light, Led, .312d, 2 Volt [Tri-Color], 3-75
Light, Spot, 36vdc, 60w Rework 72173, 3-7, 3-9
Link Assy, Rod-End, .63-18, 2-59, 3-25, 3-37, 3-56
Link Wldt, Head, Drag (Replaced by 9005751), 3-25, 3-37, 3-55
Link, .38 1.0w 07.5l 2/1.5h, 2-59
Link, Chain, Roller, #40, 2-15, 2-97
Link, Lift, Squeegee (Replaced by 9005752), 2-59
Lock, Secondary, 2cav, Mp280 Sealed, 4-21

M

Manifold, Plastic, 3-27
Manifold, Soltn, Cntrl, 2-61, 2-63, 3-27, 3-29
Manual, Oprtr [Lt, Ce], 3-112
Manual, Oprtr [Pt, Ce], 3-112
Manual, Oprtr [Bg, Ce], 3-112

Manual, Oprtr [Cz, Ce], 3-112
 Manual, Oprtr [De, Ce], 3-112
 Manual, Oprtr [Dk, Ce], 3-112
 Manual, Oprtr [Ee, Ce], 3-112
 Manual, Oprtr [En, Ce], 3-112
 Manual, Oprtr [Es, Ce], 3-112
 Manual, Oprtr [Fi, Ce], 3-112
 Manual, Oprtr [Fr, Ce], 3-112
 Manual, Oprtr [Gr, Ce], 3-112
 Manual, Oprtr [Hu, Ce], 3-112
 Manual, Oprtr [Lt, Ce], 3-112
 Manual, Oprtr [Lv, Ce], 3-112
 Manual, Oprtr [NI, Ce], 3-112
 Manual, Oprtr [No, Ce], 3-112
 Manual, Oprtr [Pl, Ce], 3-112
 Manual, Oprtr [Ro, Ce], 3-112
 Manual, Oprtr [Ru, Ce], 3-112
 Manual, Oprtr [Se, Ce], 3-112
 Manual, Oprtr [Si, Ce], 3-112
 Manual, Oprtr [Sk, Ce], 3-112
 Manual, Oprtr [Tr, Ce], 3-112
 Manual, Parts [8300 Ele, Ce], 3-112
 Manual, Service, 3-112
 Media, Cd-Rom, Training [ec-H2O
 TENNANT], 3-112
 Module Kit, Replmt [ec-H2O] (See
 Breakdowns), 3-73
 Module Kit, Replmt [Ec-H2o], 4-23
 Module, 2-111
 Molding, Trim, .19-.31 12.00, 2-15
 Motor Assy,EE Vac Fan, 4-6, 4-7
 Motor Assy, 4-8
 Motor Kit, Vacuum, Replmt, 2-53
 Motor, Ele, 36vdc 0.9hp 1800rpm (See
 Breakdown), 2-85
 Motor, Ele, 36 Vdc 1500 Rpm 1.5 Hp, 4-9
 Motor, Ele, 36Vdc (See Breakdown) (Repl.
 by 374201), 2-101
 Motor, Ele, 36Vdc 0.08Hp 0068Rpm
 04.5A, 3-19
 Motor, Ele, 36Vdc 0.75 Hp 2500Rpm (See
 Breakdown), 2-101
 Motor, Ele, 36Vdc 0068Rpm 0.08Hp Gear,
 2-81
 Motor, Ele, 36vdc 1.00hp 0300rpm, Gear
 (Standard) (See Breakdown), 2-57
 Motor, Ele, 36vdc 1.50hp 0300rpm, Gear
 (Heavy Duty) (See Breakdown), 2-57
 Motor, Ele, 36vdc 1.50hp 1500rpm 43.0a,
 3-39, 3-59
 Motor, Ele, 36vdc 1500rpm 1.5hp (See
 Breakdown) (Repl By 377398), 3-39,
 3-59
 Motor, Ele, Traction, 4-11
 Motor, Ele, Vdc 3.0hp Traction,[201] (See
 Breakdown), 2-21
 Motor, Elect, 4-16
 Motor, Gear, 1.0Hp 36V, 4-13
 Motor, Gear, 36vdc, 120w, 75rpm, 2-81
 Motor, Gear, Ele, 1.0hp, 36vdc, 300rpm
 (See Breakdown), 3-23
 Motor, Gear, Ele, 1.5hp, 36vdc, 300rpm
 (Heavy Duty) (See Breakdown)
 (Replaced by 387585AM), 2-57
 Motor, Gear, Ele, 1.5Hp, 36Vdc, 300Rpm,
 4-10, 4-12
 Motor, Hyd (See Breakdowns), 2-15
 Motor, Hyd, 4-17

Motor, 4-14

N

Nozzle, Spray, 3-91
 Nozzle, Wand, Plstc, 14.0lg, 3-97
 Nozzle, Water, 2-37
 Nut, Hex, Cplg, M08X1.25, 2-113
 Nut, Hex, Flexlock, .31-24, 2-101
 Nut, Hex, Flexlock, .38-24, 2-101
 Nut, Hex, Flng, .38-16, 2-67, 3-33
 Nut, Hex, Flng, M06 X 1.0, 2-95, 2-111,
 2-113, 3-7, 3-9
 Nut, Hex, Flng, M08 X 1.25, 2-7, 2-81,
 2-91, 2-103, 3-3, 3-5, 3-19
 Nut, Hex, Flng, M10 X 1.5, 2-71, 3-79,
 3-81, 3-83, 3-85
 Nut, Hex, Flng, M5 X 0.8, 2-121
 Nut, Hex, Flng, M5 X 0.80, 3-73
 Nut, Hex, Jam, .62-18, Ss, Lh, 3-37, 3-55
 Nut, Hex, Jam, .62-18, Ss, 3-37, 3-55
 Nut, Hex, Jam, M10 X 1.5, Ss, 2-71, 2-97,
 3-99, 3-101
 Nut, Hex, Jam, M20 X 1.5, 2-15
 Nut, Hex, Lock, .25-20, NI, 2-19
 Nut, Hex, Lock, .25-28, NI, 2-19
 Nut, Hex, Lock, .31-18, NI, Thin, 3-107
 Nut, Hex, Lock, .31-18, NI, 2-17, 3-15
 Nut, Hex, Lock, .38-16, NI, Thin, 2-85
 Nut, Hex, Lock, .44-20, NI, Thin, 2-27
 Nut, Hex, Lock, .50-13, NI, Ss, 2-71
 Nut, Hex, Lock, .62-18, NI, Thin, 2-59,
 3-25, 3-37, 3-55, 3-56
 Nut, Hex, Lock, #06-32, NI, 2-119
 Nut, Hex, Lock, M 4 X 0.7, NI Ss, 3-107
 Nut, Hex, Lock, M 4 X 0.7, NI, 2-45
 Nut, Hex, Lock, M 5 X 0.8, NI, 2-113
 Nut, Hex, Lock, M 5 X 0.8, NI, Ss, 3-107
 Nut, Hex, Lock, M 6 X 1.0, NI, 2-81, 2-113,
 2-121
 Nut, Hex, Lock, M 8 X 1.25 NI, 2-117
 Nut, Hex, Lock, M 8 X 1.25, NI, Ss, 3-25
 Nut, Hex, Lock, M04 X 0.7, NI, Ss, 3-39,
 3-59, 3-87
 Nut, Hex, Lock, M04 X 0.7, NI, 2-11, 2-37,
 2-111, 3-95
 Nut, Hex, Lock, M05 X 0.8, NI, Ss, 2-31,
 2-51, 2-55, 3-37, 3-55
 Nut, Hex, Lock, M05 X 0.8, NI, 2-13, 2-87,
 2-91, 2-99, 2-111, 3-39, 3-59
 Nut, Hex, Lock, M06 X 1.0, NI, Ss, 2-27,
 2-59, 2-61, 2-63, 2-65, 2-67, 2-69,
 2-73, 2-85, 2-87, 3-27, 3-29, 3-31,
 3-33, 3-35, 3-41, 3-43, 3-45, 3-51,
 3-61, 3-63, 3-65, 3-71, 3-93, 3-107
 Nut, Hex, Lock, M06 X 1.0, NI, 2-9, 2-13,
 2-15, 2-19, 2-91, 2-101, 2-111, 3-7,
 3-9
 Nut, Hex, Lock, M06 X 1.0, 2-33
 Nut, Hex, Lock, M08 X 1.25,NI, Ss, 2-23,
 2-29, 2-55, 2-57, 2-67, 2-69, 2-73,
 2-75, 2-77, 2-93, 3-23, 3-31, 3-33,
 3-35, 3-37, 3-55, 3-65, 3-87, 3-93,
 3-99, 3-101, 3-103, 3-105, 3-107,
 3-109

Nut, Hex, Lock, M08 X 1.25,NI, 2-7, 2-9,
 2-19, 2-21, 2-23, 2-27, 2-79, 2-81,
 2-85, 2-87, 2-89, 2-91, 2-93, 2-95,
 2-103, 2-109, 2-115, 3-19, 3-41, 3-43,
 3-61, 3-63
 Nut, Hex, Lock, M08X1.25, 3-111
 Nut, Hex, Lock, M10 X 1.5, NI, SS, 3-39,
 3-59
 Nut, Hex, Lock, M10 X 1.5, NI, Ss, 2-57,
 2-71, 2-73, 2-93, 3-16, 3-17, 3-23,
 3-25, 3-55
 Nut, Hex, Lock, M10 X 1.5, NI, 2-19, 3-11,
 3-13, 3-14
 Nut, Hex, Lock, M12 X 1.75, NI, 2-81
 Nut, Hex, Lock, M12 X 1.75,NI, Ss, 2-75,
 2-77, 2-87, 3-47, 3-49, 3-67, 3-69,
 3-99, 3-101, 3-103, 3-105
 Nut, Hex, Lock, M12 X 1.75,NI, 2-15, 2-25,
 2-97, 3-19
 Nut, Hex, Lock, M4 X 0.70, NI, Ss, 4-23
 Nut, Hex, Lock, M5 X 0.80, NI, 2-49
 Nut, Hex, Lock, M6X1.0, Ss, NI, 3-53
 Nut, Hex, Lock, M8 X 1.25, NI, Ss, 3-56
 Nut, Hex, Lock, M8 X 1.25, NI, 2-45, 3-73
 Nut, Hex, Sltd, .75-16, 2-85
 Nut, Hex, Sltd, 1.00-20, 2-25
 Nut, Hex, Std, .25-20, Ss, 2-9
 Nut, Hex, Std, .25-20, 2-111, 2-113
 Nut, Hex, Std, .25-28, 2-19, 2-89
 Nut, Hex, Std, .31-24, 2-111, 2-113, 2-115,
 2-117
 Nut, Hex, Std, .38-16, Ss, 3-47, 3-67
 Nut, Hex, Std, .38-16, 3-21
 Nut, Hex, Std, .50-20, 2-21
 Nut, Hex, Std, #10-32, 2, 2-7, 2-111,
 2-113, 2-115, 2-117
 Nut, Hex, Std, M06 X 1.0, 2-89, 2-91,
 2-115
 Nut, Hex, Std, M08 X 1.25, Ss, 2-67, 2-69,
 2-81, 2-93, 3-33, 3-35, 3-47, 3-49,
 3-67, 3-69
 Nut, Hex, Std, M08 X 1.25, 2-115, 2-117
 Nut, Hex, Std, M10 X 1.25, 2-83
 Nut, Hex, Std, M10 X 1.5, Ss, 2-87
 Nut, Hex, Std, M10 X 1.5, 2-19, 2-87
 Nut, Hex, Std, M12 X 2.0, 3-25
 Nut, Long, 4-19
 Nut, Retainer, .31-18, 2-65, 3-31, 3-45,
 3-65
 Nut, Short, 4-19
 Nut, Thumb, M6 X 30mm Dia, 3-91
 Nut, Wheel, M14-1.5, 2-21
 Nut, 4-3, 4-5, 4-18

O

Ohg Kit, Iron Gray, Ci [7300/8300], 3-13

P

Pad, Buff, 16.0d, Red, 2-5
 Pad, Buff, 20.0d, Red, 2-3
 Pad, Polish, 16.0d, White, 2-5
 Pad, Polish, 20.0d, White, 2-3
 Pad, Scrub, 16.0d, Blue, 2-5
 Pad, Scrub, 20.0d, Blue, 2-3
 Pad, Strip, 16.0d, Brown, 2-5

CROSS REFERENCE

- Pad, Strip, 20.0d, Brown, 2-3
Pad, Stripping, 16.0d[Hi Prod,Black, 2-5
Pad, Stripping, 20.0D[Hi Prod,Black, 2-3
Pad, 2-23
Panel Assy, Touch [8300], 2-13
Panel Kit, Lh, Teal, 2-99
Panel Kit, Rh, Teal, 2-99
Panel Wldt, Front W/ Label, 2-11
Panel Wldt, Perma-Filter, Iron Gray, 2-99
Panel Wldt, Perma-Filter, 2-99
Panel, Access, Iron Gray, 2-99
Panel, Access, 2-99
Panel, Instmt, 2-13
Panel, Motor, Cover W/ Label, 2-21
Pedal Assy, Foot (Replaced by 1042524),
2-19
Pedal Assy, Propel, 36vdc, 2-19
Pedal Wldt, Accelerator, 2-19
Pedal, Brake, Parking, Iron Gray, 2-23
Pedal, Brake, 2-23
Pin Wldt, Front, 2-75, 2-77, 3-99, 3-101,
3-103, 3-105
Pin Wldt, Hinge, Iron Gray, 2-9
Pin Wldt, Hinge, 2-9
Pin, Arm, Safety, 2-95
Pin, Clevis, .625 Dia X 5.25l, 3-39, 3-59
Pin, Clevis, 0.19 D X 0.63l, 2-73
Pin, Clevis, 0.25 D X 0.75l, 2-89
Pin, Clevis, 0.25 D X 1.00l, 2-89
Pin, Clevis, 0.25 D X 2.44l, 2-73
Pin, Clevis, 0.25d X 2.00l, 2-75, 2-77,
3-99, 3-101, 3-103, 3-105
Pin, Clevis, 0.31 D X 0.75l, 2-25
Pin, Clevis, 0.31 D X 1.00l, 2-23
Pin, Clevis, 0.31d 0.88l, 2-67, 2-69, 3-33,
3-35, 3-47, 3-49, 3-67, 3-69
Pin, Clevis, 0.37 D X 0.62l, 2-81, 3-19
Pin, Clevis, 0.37 D X 0.75l, 3-47, 3-49,
3-67, 3-69
Pin, Clevis, 0.37 D X 1.00l, 2-25, 2-67,
2-69, 3-33, 3-35
Pin, Clevis, 0.37 D X 1.31l, 2-59, 3-25,
3-37, 3-55
Pin, Clevis, 0.37 D X 1.50l, 2-67
Pin, Clevis, 0.37 D X 1.75l, 2-97
Pin, Clevis, 0.37 D X 2.00l, 2-65, 3-31,
3-45, 3-65
Pin, Clevis, 0.37 D X 3.25l, 2-81, 3-19
Pin, Clevis, 0.37 D X 4.00l, 2-83
Pin, Clevis, 0.37D X 4.00L, 3-21
Pin, Clevis, 0.38 D X 2.50l, 2-59, 3-25,
3-37, 3-55
Pin, Clevis, 0.50 D X 1.75l, 2-55
Pin, Clevis, 0.50 D X 2.00l, 2-73
Pin, Clevis, 0.50 D X 2.50l, 2-55, 2-59,
2-73, 3-25, 3-31, 3-37, 3-55
Pin, Clevis, 0.50 D X 2.62l, 2-89
Pin, Clevis, 0.50 D X 3.50l, 2-19
Pin, Clevis, 0.50 D X 4.00l, 2-83, 3-21
Pin, Clevis, 0.50 D X 5.50l, 2-55
Pin, Clevis, 0.50D X 2.00L, 2-65, 3-45
Pin, Clevis, 0.50D X 4.00L, 3-21
Pin, Clevis, 0.75 D X 6.50l, 2-91
Pin, Clevis, 2-95
Pin, Cotter, .062 X 0.75, 2-11, 2-73, 2-75,
2-77, 3-99, 3-101, 3-103, 3-105
Pin, Cotter, .094 X 0.75, 2-23, 2-25, 2-59,
2-65, 2-73, 2-81, 3-19, 3-21, 3-25,
3-31, 3-37, 3-45, 3-55, 3-65
Pin, Cotter, .094 X 1.00, 2-97
Pin, Cotter, .125 X 0.75, 2-59, 3-25, 3-37,
3-55
Pin, Cotter, .125 X 1.00, 2-19, 2-55, 2-59,
2-65, 2-83, 3-25, 3-31, 3-37, 3-45,
3-55
Pin, Cotter, .125 X 1.25, 2-89
Pin, Cotter, .156 X 1.25, 2-91
Pin, Hair Cotter, 0.31 D .058 Wir, 3-47,
3-49, 3-67, 3-69
Pin, Hair Cotter, 0.38 D .072 Wir, 2-67,
2-69, 3-33, 3-35
Pin, Hair Cotter, 0.62 D .120 Wir, 3-39,
3-59
Pin, Hair Cotter, 0.69 D .092 Wir, 2-81,
3-19
Pin, Hinge, Cover, 2-29, 2-39
Pin, Prong, 2-119
Pin, Roll, .180 D X 1.25L, .187/.192, 2-93
Pin, Roll, .250 D X 0.75l, .250/.256, 2-67,
2-69, 3-33, 3-35, 3-47, 3-49, 3-67,
3-69
Pin, Roll, .250 D X 1.50l, .250/.256, 2-25
Pin, Roll, .250 D X 2.00l, .250/.256, 2-81,
3-19
Pin, Roll, .310 D X 0.75l, .312/.318, 2-21
Pin, Valve, Strg, 4-20
Pin, 2-15, 2-75, 2-77, 2-95, 3-99, 3-101,
3-103, 3-105, 4-20
Piston, 4-14
Pivot Wldt, Guard, 2-75, 3-99, 3-103
Pivot Wldt, Sqge Caster, 2-71
Pivot, 2-85, 2-97
Plate Assy, Orifice, 0.010ld, Purple, 4-24
Plate Wldt, Floor, 2-7
Plate Wldt, Iron Gray, 2-101
Plate Wldt, Pivot, Guard, Iron Gray, 2-77,
3-101, 3-105
Plate Wldt, Stop, Iron Gray, 3-37, 3-55
Plate Wldt, 2-101
Plate, Adapter, Brush, 2-81, 3-19
Plate, Controlbox, Iron Gray, 2-109
Plate, Controlbox, 2-109
Plate, Cover, Iron Gray, 2-7
Plate, Cover, 2-7
Plate, Door, Brush, Iron Gray, 2-85, 2-87
Plate, Floor, Iron Gray, 2-7
Plate, Floor, Upper, Iron Gray, 2-7
Plate, Floor, Upper, 2-7
Plate, Floor, 2-7
Plate, Headlight, Iron Gray, 2-91
Plate, Headlight, 2-91
Plate, Hinge, Iron Gray, 2-11
Plate, Hinge, 2-11
Plate, Iron Gray, 2-11, 2-81, 2-91, 3-19
Plate, Latch, Lower, Iron Gray, 2-99
Plate, Latch, Lower, 2-99
Plate, Latch, Upper, Iron Gray, 2-99
Plate, Latch, Upper, 2-99
Plate, Mtg, Contactor, Iron Gray, 2-113
Plate, Mtg, Contactor, 2-111, 2-113
Plate, Mtg, Door, Iron Gray, 2-9
Plate, Mtg, Door, 2-9
Plate, Mtg, Tank, Detgt, Iron Gray, 3-87
Plate, Nut, Iron Gray, 2-87
Plate, Orifice, 0.067ld, 2-43
Plate, Orifice, 0.086ld, 2-43
Plate, Pin, Clevis, Upper, 2-95
Plate, Seat, Iron Gray, 2-17
Plate, Slide, 2-73, 3-99, 3-101
Plate, Spacer, Lift Arm, 2-95
Plate, Stop, 2-23
Plate, Wand, Clean-Out, 2-37
Plate, Wear, 4-20
Plate, 2-11
Plug, Cap, 2-35, 2-39, 2-41
Plug, Drive, Brush, Mach, 2-85
Plug, Drive, Brush, Spl, Iron Gray, 2-85,
2-87, 3-39, 3-59
Plug, Drive, Brush, Splined, 3-59
Plug, Hole, RockersSwitch, 2-29
Plug, Idler, Brush, 2-87
Plug, O-Ring, 4-18
Plug, Orifice, 0.052, Ss [FaST II+], 4-24
Plug, Qm, .25npt, 3-91
Plug, Resistor, 2-149
Plug, 2-21, 3-91
Powerunit, Hyd, 36Vdc (See Breakdowns),
2-103
Powerunit, Hyd, 36Vdc, 4-16
Pump Assy, Power Wand (See
Breakdown), 3-93
Pump assy, 4-16
Pump kit, power wand, 4-14
Pump screw, 4-14
Pump, Air, Ele, 36vdc, 2-45
Pump, Detgt, 36vdc (See Breakdown),
3-87
Pump, Detgt, 560s, 2-45
Pump, Metering Solution, 4-15
Pump, Soltn, 36vdc, 65psi [Fast li+], 2-49
Pump, Soltn, Ele, 36vdc (See
Breakdowns), 3-73
Pump, Soltn, Ele, 36vdc, 2-43, 4-21
Pump, Solution, Impeller, 2-33

R

- Race Thrust, 4-17
Rail Wldt, Lift, Cyl Head, Iron Gray, 3-45,
3-65
Rail Wldt, Lift, Disk Head, Iron Gray, 2-65,
3-31
Rail, 2-17
Relay, 36vdc, 5a, Spdt, [Greenwich], 3-9
Relay, 36vdc, 05a, Spdt N/O [Greenwich],
2-121
Relay, 36Vdc, 005A, Spdt No [Greenwich],
2-123
Relay, 36vdc, 100a, Sp N/O [White],
2-113
Relay, 36vdc, 5a, Spdt [Greenwich], 3-7
Replacement Kit, Bellows, 4-15
Reservoir, 4-16
Resistor, 040.00 Ohm, 40watt, 2-113
Resistor, 040.00ohm, 40watt, 2-111
Resistor, 011.00 Ohm, 0040Watt [5%],
3-73
Retainer, Brg, Iron Gray, 2-87, 3-39, 3-59
Retainer, Rh, Iron Gray, 2-87
Retainer, Ring, 2-95

Retainer, Skirt, .12, 1.1w X 03.9l, Gray, 2-85
 Retainer, Skirt, .12, 1.7w X 07.3l, Gray, 2-85, 2-87
 Retainer, Spring, 2-19
 Retainer, Sqge, 2-67, 2-69, 3-33, 3-35, 3-47, 3-49, 3-67, 3-69
 Return Spring-Brakes, 2-25
 Ring, Brush, 4-9
 Ring, Mtg, Sqge, .50l, 2-75, 2-77, 3-99, 3-101, 3-103, 3-105
 Ring, Retainer, Valve, Strg, 4-20
 Ring, Retaining, Ext, 0.50d, Hd, 2-97
 Ring, Retaining, Ext, 0.59d, Basic, 2-71
 Ring, Retaining, Ext, 0.75d, Hd, 2-93, 3-39, 3-59
 Ring, Retaining, Ext, 0.75d, Ss, 2-31, 2-51
 Ring, Retaining, Ext, 0.75d, 2-95
 Ring, Retaining, Ext, 0.88d, 2-95
 Ring, Retaining, Ext, 1.00d, 2-95
 Ring, Retaining, Ext, 1.75d, Hd, 2-95
 Ring, Retaining, Ext, 2-75, 2-77, 3-99, 3-101, 3-103, 3-105
 Ring, Retaining, Int, 1.85d, Basic, 3-39, 3-59
 Ring, Retaining, Int, 2.00d, 2-95
 Ring, Retaining, 4-11
 Rivet, Plstc, .25 D X 0.75, 2-7
 Rivet, Plstc, .250 X 0.898, 2-57, 3-23, 3-95, 3-97
 Rivet, Pop, 3-91
 Rod Wldt, Cover, 2-9
 Rod Wldt, 2-27
 Rod, Link, 3-37, 3-55
 Rod, Rear Door, 2-11
 Rod, Thrd, 2 End M08x1.25 01.2, 2-87
 Rod, Thrd, 2 End M10x1.5 07.4, 2-71
 Rod, Thrd, 2 End, .25-28 04.4l, 2-19
 Rod, Thrd, Full, .25-20 01.5l, 2-111, 2-113
 Rod, Threaded, 2-25
 Rod-End, .62-18rh Fem 0.50-18stud, 3-37, 3-55
 Rod-End, .625-18, Lh, 3-37, 3-55
 Rod-End, M10 X 1.5rh Fem M10 X 1.5stud, 2-71
 Rod, 2-11
 Roller, 2-59, 2-65, 3-25, 3-31, 3-37, 3-45, 3-55, 3-65

S

Screen Wldt, 3-51, 3-71
 Screen, 50 Mesh, Ss, 2-43
 Screen, Filter, 80 Mesh, 2-47
 Screen, Pump, 3-87
 Screw, 6-32, 4-8
 Screw, Adjuster, 4-16
 Screw, Btn, M08 X 1.25 X 25, Ss, 2-79, 3-21
 Screw, Cap, 4-20
 Screw, Flat, #06-32 X 0.38, Al, 2-119
 Screw, Flat, M05 X 0.8 X 16, 10.9, 2-99
 Screw, Flat, M06 X 1.0 X 20, 10.9, 2-13
 Screw, Flat, M06 X 1.0 X 25, 10.9, 2-91
 Screw, Flat, M08 X 1.25 X 20, 10.9, 2-101
 Screw, Flt, Phl, 10-32 X 0.31, 4-23

Screw, Hex, .25-20 X 0.38, 5, 2-111
 Screw, Hex, .25-20 X 0.75, Sems, 3-47, 3-49, 3-67, 3-69
 Screw, Hex, .31-18 X 1.00, Ss, NI, 2-57, 3-23
 Screw, Hex, .38-16 X 1.00, NI, 2-57, 3-23
 Screw, Hex, .50-13 X 0.75, 5, 3-7, 3-9
 Screw, Hex, .50-13 X 3.00, Ss, 2-71
 Screw, Hex, #06-20 X 0.50, Fmg, [Ab], 2-101
 Screw, Hex, #10-24 X 0.50, Ss, 2-27
 Screw, Hex, M 5 X 0.8 X 12, 8.8, 2-113
 Screw, Hex, M 6 X 1.0 X 16, 8.8, 2-113
 Screw, Hex, M 6 X 1.0 X 16, Fmg, 3-51, 3-71
 Screw, Hex, M 6 X 1.0 X 20, NI, 2-113
 Screw, Hex, M 6 X 1.0 X 20, Ss, 2-81
 Screw, Hex, M 6 X 1.0 X 40, Ss, 2-117
 Screw, Hex, M 8 X 1.25 X 20, 8.8, 2-117
 Screw, Hex, M 8 X 1.25 X 20, Ss, 2-81
 Screw, Hex, M 8 X 1.25 X 50, Ss, 3-25
 Screw, Hex, M04 X 0.7 X 12, 8.8, 2-37
 Screw, Hex, M04 X 0.7 X 20, 8.8, 3-95
 Screw, Hex, M04 X 0.7 X 20, Fmg, 2-111
 Screw, Hex, M05 X 0.8 X 12, 8.8, 2-85, 2-87, 2-111
 Screw, Hex, M05 X 0.8 X 12, Ss, 3-39, 3-59
 Screw, Hex, M05 X 0.8 X 16, 8.8, 2-91, 2-109
 Screw, Hex, M05 X 0.8 X 25, Ss, 2-31, 2-51, 2-55
 Screw, Hex, M06 X 1.0 X 12, 8.8, 2-99
 Screw, Hex, M06 X 1.0 X 12, Ss, 3-47, 3-49, 3-51, 3-67, 3-69, 3-71
 Screw, Hex, M06 X 1.0 X 16, 8.8, 2-15, 2-91, 2-95, 2-111, 2-119
 Screw, Hex, M06 X 1.0 X 16, Fmg, 2-7
 Screw, Hex, M06 X 1.0 X 16, Ss, NI, 2-85, 2-95
 Screw, Hex, M06 X 1.0 X 16, Ss, 2-61, 2-63, 2-81, 2-85, 2-87, 3-19, 3-27, 3-29, 3-39, 3-41, 3-43, 3-59, 3-61, 3-63
 Screw, Hex, M06 X 1.0 X 16, 2-33
 Screw, Hex, M06 X 1.0 X 20, 8.8, 2-9, 2-23, 2-85, 2-89, 2-95, 2-101, 3-7, 3-9
 Screw, Hex, M06 X 1.0 X 20, Fmg, 2-55
 Screw, Hex, M06 X 1.0 X 20, Ss, 2-59, 2-67, 2-69, 2-73, 3-31, 3-33, 3-35, 3-51, 3-71
 Screw, Hex, M06 X 1.0 X 25, 8.8, 2-19, 2-91
 Screw, Hex, M06 X 1.0 X 25, Ss, 2-13, 2-27, 3-93
 Screw, Hex, M06 X 1.0 X 25, 2-33
 Screw, Hex, M06 X 1.0 X 35, 8.8, 2-15
 Screw, Hex, M06 X 1.0 X 35, Ss, 3-107
 Screw, Hex, M06 X 1.0 X 40, Ss, 2-65, 2-115, 3-31, 3-45, 3-65
 Screw, Hex, M06 X 1.0 X 50, 8.8, 3-7, 3-9
 Screw, Hex, M06 X 1.0 X 20, 8.8, 2-7
 Screw, Hex, M06 X 1.0 X 20, Fmg, 2-7
 Screw, Hex, M06 X 1.0 X 20, Ss, 3-45, 3-65
 Screw, Hex, M06 x 1.0 x 35, 8.8, 2-111
 Screw, Hex, M06 X 1.25 X 25, Ss, NI, 2-65

Screw, Hex, M06-1.0 X 12, Fmg, 2-19
 Screw, Hex, M08 X 1.25 X 12, 8.8, 2-85, 2-87
 Screw, Hex, M08 X 1.25 X 16, 8.8, 2-21, 2-27, 2-91
 Screw, Hex, M08 X 1.25 X 16, Ss, NI, 2-33
 Screw, Hex, M08 X 1.25 X 16, Ss, 2-17, 2-33, 2-35, 2-41, 2-53, 3-41, 3-43, 3-61, 3-63
 Screw, Hex, M08 X 1.25 X 20, 8.8, 2-7, 2-9, 2-21, 2-83, 2-85, 2-87, 2-89, 2-97, 2-99, 2-101, 2-103, 2-109, 2-115
 Screw, Hex, M08 X 1.25 X 20, Ss, NI, 2-29, 2-35, 2-39, 2-41, 2-61, 2-63, 2-85, 3-27, 3-29, 3-95
 Screw, Hex, M08 X 1.25 X 20, Ss, 2-7, 2-11, 2-35, 2-41, 2-93, 3-25, 3-107, 3-109
 Screw, Hex, M08 X 1.25 X 25, 8.8, 2-7, 2-81, 2-91, 2-101, 3-3, 3-5, 3-19
 Screw, Hex, M08 X 1.25 X 25, Ss, NI, 2-67, 2-69, 3-33, 3-35
 Screw, Hex, M08 X 1.25 X 25, Ss, 2-11, 2-33, 2-57, 2-71, 2-73, 3-23, 3-37, 3-55, 3-93, 3-99, 3-101
 Screw, Hex, M08 X 1.25 X 30, 8.8, 2-79, 2-87, 2-93, 3-21
 Screw, Hex, M08 X 1.25 X 30, Ss, 2-29, 2-39
 Screw, Hex, M08 X 1.25 X 35, 8.8, 2-23, 2-91
 Screw, Hex, M08 X 1.25 X 35, Ss, 2-67, 2-69, 3-33, 3-35, 3-87, 3-107
 Screw, Hex, M08 X 1.25 X 40, 8.8, 2-89, 2-111, 2-113
 Screw, Hex, M08 X 1.25 X 40, Ss, 2-23, 2-93
 Screw, Hex, M08 X 1.25 X 45, Ss, 2-65, 3-31, 3-45, 3-65
 Screw, Hex, M08 X 1.25 X 50, 8.8, 2-89, 2-95
 Screw, Hex, M08 X 1.25 X 60, Ss, 3-31, 3-65
 Screw, Hex, M08 X 1.25 X 70, Ss, 2-75, 2-77, 3-99, 3-101, 3-103, 3-105
 Screw, Hex, M08 X 1.25 X 80, 8.8, 2-103
 Screw, Hex, M08 X 1.25 X 100, Ss, 2-75, 2-77, 3-103, 3-105
 Screw, Hex, M08 X 1.25 X 130 Ss, 3-99, 3-101
 Screw, Hex, M08 X 1.25 X 16, 8.8, 2-7
 Screw, Hex, M08 X 1.25 X 160, 8.8, 2-55
 Screw, Hex, M08 X 1.25 X 20, 8.8, 2-7, 3-21
 Screw, Hex, M08 X 1.25 X 20, Ss, 3-55
 Screw, Hex, M08 X 1.25 X 25, Ss, 3-25, 3-55
 Screw, Hex, M08 X 1.25X20, 3-111
 Screw, Hex, M08x1.25 X12,Ss, 3-47, 3-49, 3-67, 3-69
 Screw, Hex, M08X1.25X90, 8.8, 2-87
 Screw, Hex, M10 X 1.5 X 16, 8.8, 2-15
 Screw, Hex, M10 X 1.5 X 20, 8.8, 3-11, 3-13, 3-14
 Screw, Hex, M10 X 1.5 X 20, Ss, 2-83, 3-21, 3-39, 3-59
 Screw, Hex, M10 X 1.5 X 25, 8.8, 2-91

CROSS REFERENCE

- Screw, Hex, M10 X 1.5 X 25, Ss, N, 2-81
Screw, Hex, M10 X 1.5 X 25, Ss, NI, 3-19
Screw, Hex, M10 X 1.5 X 25, Ss, 2-57, 2-93, 3-11, 3-13, 3-16, 3-17, 3-23, 3-25, 3-55
Screw, Hex, M10 X 1.5 X 30, Ss, 2-73, 3-39, 3-59
Screw, Hex, M10 X 1.5 X 35, 8.8, 2-19, 2-87, 3-79, 3-81, 3-83, 3-85
Screw, Hex, M10 X 1.5 X 35, Ss, 2-29, 2-35, 2-39, 2-41
Screw, Hex, M10 X 1.5 X 60, 8.8, 2-19
Screw, Hex, M10 X 1.5 X 60, Ss, 2-71, 2-73
Screw, Hex, M10 X 1.5 X 90, Ss, 2-87
Screw, Hex, M10 X 1.5 X 30, Ss, 2-71
Screw, Hex, M10 X 1.5 X 50, Ss, 2-93
Screw, Hex, M10 X 1.5 X 80, 8.8, 2-93
Screw, Hex, M10 X 1.50 X 70, 8.8, 2-93
Screw, Hex, M12 X 1.75 X 40, 8.8, 3-25
Screw, Hex, M12 X 1.75 X 25, 8.8, 2-7, 2-21
Screw, Hex, M12 X 1.75 X 30, Ss, 2-75, 2-77, 3-99, 3-101, 3-103, 3-105
Screw, Hex, M12 X 1.75 X 40, 8.8, 2-25
Screw, Hex, M12 X 1.75 X 50, 8.8, 2-97
Screw, Hex, M12 X 1.75 X 50, Ss, 3-47, 3-49, 3-67, 3-69
Screw, Hex, M12 X 1.75 X 80, 8.8, 2-81, 2-97, 3-19
Screw, Hex, M12 X 1.75 X 120, 8.8, 2-87
Screw, Hex, M16 X 2.0 X 20, 8.8, 2-85, 2-87
Screw, Hex, M4 X 0.7 X 12, 8.8, 2-45
Screw, Hex, M4 X 0.70 X 50, Ss, 4-23
Screw, Hex, M5 X 0.8 X 16, Ss, 3-107
Screw, Hex, M5 X 0.8 X 16, 8.8, 2-121
Screw, Hex, M5 X 0.8 X 20, 8.8, 2-43
Screw, Hex, M5 X 0.80 X 12, 8.8, 2-49, 2-123, 3-73
Screw, Hex, M6 X 1.0 X 16, 8.8, 2-43, 2-45
Screw, Hex, M6 X 1.0 X 30, 8.8, 2-121
Screw, Hex, M6 X 1.0 X 12, Fmg, 3-79, 3-81, 3-83, 3-85
Screw, Hex, M6 X 1.00 X 12, Ss, 3-79, 3-81, 3-83, 3-85
Screw, Hex, M6 X 1.00 X 16, 8.8, 2-49
Screw, Hex, M6 X 1.00 X 16, NI, Ss, 2-81
Screw, Hex, M6 X 1.00 X 20, 8.8, 2-53
Screw, Hex, M6 X 1.00 X 20, 9.8, Sems, 3-73
Screw, Hex, M6 X 1.00 X 25, Fmg, 2-19
Screw, Hex, M6 X 1.00 X 35, 8.8, 2-113
Screw, Hex, M6X1.0X16, Ss, NI, 2-15
Screw, Hex, M6X1.0X20, Ss, 3-53
Screw, Hex, M8 X 1.25 X 16, Ss, NI, 3-43, 3-63
Screw, Hex, M8 X 1.25 X 20, 8.8, 2-45
Screw, Hex, M8 X 1.25 X 25, Ss, 2-45
Screw, Hex, M8 X 1.25 X 16, 8.8, 2-49, 3-73
Screw, Hex, M8 X 1.25 X 25, 9.8, Sems, 3-73
Screw, Hex, M8 X 1.25 X 30, 8.8, 3-73
Screw, Hex, M8 X 1.25 X 50, 8.8, 3-56
Screw, Hex, M8 X 1.25 X 50, Ss, FI, 2-101
Screw, Hex, M8X1.25 X 35, 8.8, 2-91
Screw, Hex, 3-45
Screw, Mtg, 4-16
Screw, Pan, .25-20 X 1.00, 2, 2-19
Screw, Pan, .31-18 X 0.75, G1, 2-17
Screw, Pan, #06-32X0.38, 1, 2-109
Screw, Pan, #10-14 X 0.75, F/ Plstc, 2-37, 3-3, 3-7
Screw, Pan, #10-14 X 0.75, F/Plstc, 3-9
Screw, Pan, #10-14X0.75, F/Plstc, 3-97
Screw, Pan, M 4 X 0.7 X 6, 4.8, 2-113
Screw, Pan, M 5 X 0.8 X 6, 4.8, 2-113
Screw, Pan, M04 X 0.7 X 10, Ss, 2-11, 2-99
Screw, Pan, M04 X 0.7 X 20, Ss, 3-87
Screw, Pan, M04 X 0.7 X 35, Ss, 2-3, 3-39, 3-59, 3-107
Screw, Pan, M04 X 0.7 X 35, Ss, 2-5
Screw, Pan, M05 X 0.8 X 6, 4.8, 2-19
Screw, Pan, M05 X 0.8 X 25, Ss, 3-37, 3-55
Screw, Pan, M06 X 1.0 X 10, Ss, 3-39, 3-59
Screw, Pan, M06 X 1.0 X 35, Ss, 2-3
Screw, Pan, M06 X 1.0 X 35, Ss, 2-5
Screw, Pan, M06-1.0 X 12, NI, 2-91
Screw, Pan, Phl, .31-18 X 1.00, G2, 2-17
Screw, Pan, Phl, M5 X 0.80 X 16, Tcut, Ss, 4-23
Screw, Set, .31-18 X 0.50, Soc, 2-101
Screw, Set, #10-32 X 0.38, Al, 3-39, 3-59
Screw, Set, M06 X 1.0 X 8, NI, 2-85
Screw, Soc, M08 X 1.25 X 25, 12.9, 2-19, 2-65, 3-31, 3-65
Screw, Soc, M08 X 1.25 X 60, 12.9, 2-21
Screw, Soc, M08 X 1.25 X 80, 12.9, 2-21
Screw, Soc, M10 X 1.5 X 25, 12.9, 2-97
Screw, Soc, M12 X 1.75 X 45, 2-15
Screw, 4-3, 4-14, 4-17
Seal connector, 4-14
Seal Kit, Cartridge, 4-19
Seal kit, 4-14
Seal, Bulb, [Sd-168], 12.50l, 2-21
Seal, Bulb, [Sd-504], 15.52l, 2-21
Seal, Bulb, [Sd-504], 15.60l, 2-9
Seal, Bulb, [Sd-504], 2.40l, 2-9
Seal, Bulb, [Sd-504], 21.70l, 2-9
Seal, Bulb, [Sd-504], 25.00l, 2-9
Seal, Bulb, [Sd-504], 27.90l, 2-21
Seal, Bulb, [Sd-504], 4.20l, 2-9
Seal, Bulb, [Sd-504], 5.30l, 2-9
Seal, Bulb, [Sd-504], 5.70l, 2-9
Seal, Bulb, [Sd-504], 13.80l, 2-9
Seal, Cup, Lower, 4-16
Seal, Cup, Upper, 4-16
Seal, Fan, 4-3, 4-5
Seal, Horiz, 2-99
Seal, Hppr, Horiz, 1-1, 2-91
Seal, Hppr, Vertical, 1-1, 2-91
Seal, O-Ring, .072 X .35id, 4-18
Seal, O-Ring, .139 X 2.98id, 2-21
Seal, O-Ring,, 4-18
Seal, O-Ring, 2-21
Seal, Rbr, Clsd, 0.25th, 5.8d 03.3h, 1-1, 1-2, 1-3, 2-53
Seal, Vac Fan, 1-3, 2-101
Seal, Vacfan, [8010], 1-1
Seal, Vertical, 2-99
Seal, Wire, 14/16ga [Wp / Mp280 Sealed], 4-21
Seal, 1-3, 2-31, 2-51, 4-11
Seat (Replaced by 9005082), 2-17
Seat, Std [Michigan, Model V-2505], 2-17
Seat, Suspension, 3-15
Seatbelt, 3-14
Sensor, Level, Liquid [Magnetic], 2-35, 2-41
Sensor, Pedal Position, 2-19
Sensor, Position, Pedal, 2-19
Shaft, Drive, Brush, 3-39, 3-59
Shaft, Output, 4-17
Shaft, Thrd, 3-21
Shaft, Threaded, 2-83, 2-87
Shaft, 2-25, 2-85, 2-97, 2-101
Sheave, [3v], 1grv, 02.6pd 0.63b, 2-101
Sheave, 01grv, 02.6pd 0.71b, Gray [Hc41], 2-85
Sheave, 01grv, 03.8pd 0.68b, Gray [3v], 2-85
Sheave, 01grv, 04.5pd, 0.75b, Gray [3v], 2-85
Sheave, 01grv, 04.7pd 0.75b, Gray [3v], 2-101
Sheave, Flat, 2.6d 0.62w, 0.38b, 2-85
Sheave, Idler, 15mm Id, 2.44pd, 2-89
Sheave, 2-85
Shell, 4-3, 4-5
Shoe, Plstc, Sqge, 14inch, 3-97
Shunt, 2 Hd Motor, Red [SCB 515] (For Heavy Duty Motor), 2-65
Shunt, 2 Std Motor, Blk [SCB 515] (For Standard Motor), 2-65
Shunt, 2Hd Mtrs, Scrub 515, Red, 3-45, 3-65
Shunt, 3 Std Mtrs, Scrub 515, Yellow, 3-31
Skirt, Front, Scrub Head, 2-Brush, Ele, 1-1, 1-2, 2-57
Skirt, Front, Scrub Head, 3-Brush, Ele, 1-1, 3-23
Skirt, Lh, 1-1, 2-85
Skirt, Rear, Scrub Head, 2-Brush, Ele, 1-1, 1-2, 2-57
Skirt, Rear, Scrub Head, 3-Brush, Ele, 1-1, 3-23
Skirt, Recirculation, 1-1, 1-3, 2-93
Skirt, Rh, 1-1, 2-87
Skirt, Side, Scrbr Head, Ele, 1-1, 1-2
Skirt, Side, Scrub Head, 2-Brush, Ele, 2-57
Skirt, 2-79, 3-21
Sleeve, .318B .589D .325Ss, 2-87
Sleeve, .335b X .62d X .52l, Sst, 3-33, 3-35
Sleeve, .38b X .75d X 1.5l, Bronze, 2-55
Sleeve, 0.32b 0.50d 0.3l, 2cham, Ss, 2-49
Sleeve, 0.62d 0.34b 1.19l Bnz, 3-99, 3-101
Sleeve, Nyl, #15 14.0l, 2-115, 2-117
Sleeve, P/M 0.625D 0.406B 0.38L 430Ss, 2-83
Sleeve, P/M, 0.44b 0.75d 0.5l [430ss], 3-99, 3-101
Sleeve, P/M, 0.625d 0.335b 0.52l Ss, 2-67, 2-69
Sleeve, P/M, 0.625D 0.406B 0.38L 430Ss, 3-21

Sleeve, P/M, 0.745d 0.438b 0.50l 430ss, 2-73
 Sleeve, 2-11, 2-23, 2-35, 2-41, 2-65, 2-67, 2-69, 2-73, 2-75, 2-77, 2-81, 2-93, 3-19, 3-31, 3-33, 3-35, 3-45, 3-65, 3-99, 3-101, 3-103, 3-105
 Snap Ring, 4-6, 4-8
 Solenoid, Filter Shaker, 2-99
 Solenoid, Valve, Hyd, 36vdc, 4-19
 Spacer, .41b .63d .13l, Ss 430pm, 2-71
 Spacer, Battery, Lh, 3-111
 Spacer, Battery, Rear, 3-111
 Spacer, Battery, Rh, 3-111
 Spacer, Flanged, 2-83, 3-21
 Spacer, Fltr, Horiz, 2-99
 Spacer, Fltr, Vertical, 2-99
 Spacer, Idler .25 Lg, 2-89
 Spacer, Iron Gray, 2-93
 Spacer, Latch, Filter, 2-35, 2-41
 Spacer, Plate, 3-25, 3-37, 3-55
 Spacer, Rnd, .38B .88D .63L, 2-17
 Spacer, Rod-End, 3-37, 3-55
 Spacer, Short, 2-93
 Spacer, Washer, 2-59, 3-25, 3-37, 3-55
 Spacer, 2-19, 2-93, 2-101, 4-3, 4-5, 4-17, 4-20
 Spring, Bearing, 4-9
 Spring, Brush, 4-10, 4-11, 4-12
 Spring, Cmpr, 0.36od .04wir 2.5l, 2-11
 Spring, Cmpr, 1.5 Od .75id X 2.5l, 2-55
 Spring, Cmpr, .87od .042wir 2.0l, 2-75, 2-77, 3-99, 3-101, 3-103, 3-105
 Spring, Compression, 3-91
 Spring, Cover, 2-29, 2-39
 Spring, Die, 1.00od 0.50id 1.25l, 2-81, 3-19
 Spring, Die, 1.00od 0.50id 2.00l, 2-71
 Spring, Extn, 0.50Od X 0.04Wir, 3.0L, 2-89
 Spring, Extn, 0.75od X 0.09wir, 2.5l, 2-67, 2-69, 3-33, 3-35, 3-47, 3-49, 3-67, 3-69
 Spring, Extn, 1.00od X 0.11wir, 5.5l, 2-23
 Spring, Extn, 1.10od X 0.15wir, 3.2l, 2-81, 3-19
 Spring, Extn, 1.69od X 0.20wir, 9.5l, 2-73, 3-99, 3-101
 Spring, Extn, 0.43OD 0.05Wir 01.4L, 2-99
 Spring, load, 4-3
 Spring, Motor, Iron Gray, 3-39, 3-59
 Spring, Retaining, Brush, 4-8
 Spring, Tors, .81ld .09W 3.0 Coil, 2-93
 Spring, Tors, 0.75id .06wir 02.8coil, 2-23
 Spring, Torsion, 2-15
 Spring, Wir, 0.16d, Brush Retaining, 2-3, 2-5
 Spring, 3-7, 3-9, 4-5, 4-9, 4-16
 Sprocket Wldt, #40, 96tooth, 7.00 B, 2-21
 Sprocket Wldt, 40, 18tooth, Iron Gray, 2-95
 Sprocket Wldt, 40, 32tooth, 1.66b, Gray, 2-97
 Sprocket, #40 24-Tooth, 2-15
 Sprocket, Hopper, 2-95
 Sprocket, Idler, 2-97
 Sprocket, Timing, 23tooth, 0.625b, 3-39, 3-59
 Sprocket, Timing, 4.261pd, 68 Grv, Pl, 3-39, 3-59

Squeegee Assy Kit, Rear, Ci [Mp1000], 2-77, 3-105
 Squeegee Assy Kit, Rear, Ci [Mp1200], 3-101
 Squeegee, Side, 1-1, 1-2, 2-67, 2-69, 3-33, 3-35, 3-47, 3-49, 3-67, 3-69
 Stand-Off, 1.25, Metal, 2-119
 Stand-Off, 1.25, Plstc, 2-119
 Stationary Fan, 4-5
 Steer-Control, Hyd (Replaced by 387653), 2-15
 Steer-Control, Hyd (See Breakdowns), 2-15
 Steer-Control, Hyd, 4-20
 Stem, Valve, Hyd, 4-19
 Stop Wldt (Replaced by 398454), 3-107
 Stop Wldt, Iron Gray, 3-107
 Stop Wldt, Tip, Iron Gray, 2-7
 Stop, 2-7
 Strainer, Pump, Es, 2-35
 Strainer, Soltn, Switch Guard (Repl By 1019285), 2-35, 2-41
 Strainer, Tank, Solution, 2-29
 Strap, 2-31, 2-51
 Strip, Flap, Iron Gray, 2-93
 Strip, Flap, Recirculation, Iron Gray, 2-93
 Strip, Iron Gray, 2-79, 3-21
 Strip, Non Slip, 2-75, 2-77, 3-99, 3-101, 3-103, 3-105
 Strip, Retainer, 3-91
 Strip, Stl, 0.05th X 00.75w, 07.80l, 2-19
 Stud, .31-18 2.75l M8 X 1.25, Ss, 2-75, 2-77, 3-99, 3-101, 3-103, 3-105
 Stud, Adj, 3-91
 Stud, Ball, .39d .31-16, Gasspring, 2-65, 3-31, 3-45, 3-65
 Support Wldt, Iron Gray, 2-73
 Support Wldt, 2-73
 Switch Assy, Roller, No, 2-91
 Switch Assy, 4-14
 Switch, Limit, No, 3-107
 Switch, No (Replaced by 398454), 3-107
 Switch, Press, 25 Psi, Pm02, 3-73
 Switch, Rocker, 36vdc 05a Progressive, 2-121
 Switch, Rocker, Prgrsv, 2-123, 3-75
 Switch, Rocker, Spst, Mom, 4-23
 Switch, Rocker, 2-13, 3-3, 3-5, 3-95
 Switch, Safety, Shutoff, 2-13
 Switch, Seat, No [Delta 6440-04], 2-17
 Switch, Seat, 2-17
 Switch, Start, 2-13
 Switch, Vacuum, Dual Level, 2-53
 Switch, 2-13

T

Taillight, 12vdc, 3.6 X 1.9, Rework87277, 2-7
 Tank Kit, Recvy, W/ Label, Replmt [8300], 2-35, 2-41
 Tank Kit, Recvy, W/ Label, Teal, Replmt [8300], 2-41
 Tank Kit, Soltn, W/ Label, Replmt [8300], 2-29, 2-39
 Tank Kit, Soltn, W/ Label, Teal, Replmt, 2-29, 2-39

Tank, Detergent, 3-87
 Tape, Foam, 2-119
 Tape, Warning, Blk/Yel, 2.0W X 180L, LH, 2-151
 Tape, Warning, Blk/Yel, 2.0W X 180L, RH, 2-151
 Terminal female, 4-14
 Terminal, [Metripk630], Fem 10, 4-9
 Terminal, Fem, Mp280, Sealed, 18-16ga, 4-21
 Terminal, Female, 4-3, 4-5, 4-6, 4-7
 Terminal, Qdc, [.25m, Tab ,], 2-99
 Terminal, 4-10, 4-12, 4-13
 Thermostat, 2-99
 Tie, Cable, Nyl, 07.3l .19w 1.8 Max D, 2-17, 2-33, 2-61, 2-63, 2-91, 2-99, 3-3, 3-7, 3-27, 3-29, 3-95
 Tie, Cable, Nyl, 07.3L .19W 1.8MaxD, 2-99
 Tie, Cable, Nyl, 11.4l .19w 3.0 Max D, 2-57, 3-23
 Tie, Cable, Nyl, 14.5l .30w 4.0 Max D, 2-61, 2-63, 3-27, 3-29
 Tie, Cable, Nyl, 28.5l .50w 8.0 Max D, 2-115, 2-117
 Timer, 36vdc, 5a [25hz Pwm, 70%Duty], 2-113
 Timer, 9-41vdc, Recycling, 2-121
 Tire Assy, 16 X 5 X 12.12, 1-1
 Tire Assy, Non-Skid, 16X5X12.12 (Option), 2-25
 Tire Assy, Solid, 16.2X6.0 5.7Bc/5 Bolt, 2-21
 Tire Assy, Solid, 16.2x6.0 5.7bc/5bolt, 1-1
 Tire, Drive, Scrbr, Non-Skid, 16.0X6.0 (Option), 2-21
 Tire, Drive, Scrbr, Pu, Grey, 16.0X6.0 (Polyurethane Option), 2-21
 Tire, Idler, Scrbr, Blk, 16.0X5.0, 2-25
 Tire, Idler, Scrbr, Pu, Grey, 16.0X5.0 (Polyurethane Option), 2-25
 Tire, Solid, 16.2X6.0X11.2, 2-21
 Tray Wldt, Power Wand, Iron Gray, 3-95
 Tray Wldt, Power Wand, 3-95
 Tray, Debris, 40.0l, 3-51
 Tray, Debris, 40L, W/Holes, 3-53
 Tray, Debris, 48.0l, 3-71
 Tread, Floor, 12.5 X 5.75, 3-25, 3-55
 Tread, Non Skid, 2.2w 11.5l, 2-19
 Tread, Non-Skid, 02.2 11.5, 2-19
 Tread, Non-Skid, 06.0w X 15.5l, 2-19
 Tread, Non-Skid, 2-19
 Tread, Step, 3-25
 Tube Assy, 2 Inch, 2-35
 Tube Assy, Spray Bar 40" [7300/8300], 3-43
 Tube Wldt, Brush, Iron Gray, 2-87
 Tube Wldt, Upper, Iron Gray, 3-51, 3-71
 Tube Wldt, Vacuum, Scrbr Head, Iron Gray, 3-51, 3-71
 Tube Wldt, 3-51, 3-71
 Tube, 0.34id 0.62od 00.2l, Stl, 3-73
 Tube, 0.69ld 1.25Od 00.4L, Blk, Rod-End, 3-56
 Tube, 0.69ld 1.25Od 00.4L, Rod-End, Gray, 2-59
 Tube, 0.69id 1.25od 00.4l, Rod-End, Gray, 3-25, 3-37
 Tube, Guard, Oprtr, Pnt, Lh, 3-11

CROSS REFERENCE

Tube, Guard, Oprtr, Pnt, Rh, 3-11
Tube, Ohg, Oprtr, Lh, Pntd, Iron Gray, 3-13
Tube, Ohg, Oprtr, Rh, Pntd, Iron Gray, 3-13
Tube, Pvc, Shc80, Clear, 4.0l, 2-47
Tube, Wand, Vacuum, Metal, 3-97

V

Vacuum Fan, 4-5
Valve Kit, Pump, 4-15
Valve Stem, 4-18
Valve, Ball, Drain, 1.50ID, Ss, Rwk, 3-79, 3-81, 3-83, 3-85
Valve, Check, 2 Gpm 0.5psi Bm04/Bm04, 2-45
Valve, Check, 2 Gpm 3" 06bm/08bm, 2-43
Valve, Check, 0002psi [Fast li+], 4-24
Valve, Check, 0005psi [Fast li+], 4-24
Valve, Check, 0005psi Bm06/Bm08, 2-49
Valve, Check, 0030psi Pm04/Pf04, 3-73
Valve, Cntrl, Hyd, Solenoid, 36Vdc 06Gpm (See Breakdowns), 2-103
Valve, Cntrl, Hyd, Solenoid, 36vdc 06gpm, 4-19
Valve, Flow Control, Hose Adapter, 2-37
Valve, Hyd, Solenoid (See Breakdowns) Replaced by 1049212, 2-103
Valve, Hyd, Solenoid, 4-18
Valve, Solenoid, 0.25" Orifice, 24vdc, 4-23
Valve, Solenoid, 36vdc, 2-33
Valve, Stem, 4-18
Valve, Vent, Air, Float Type, 3-73
Valve, Water, 36vdc, 6.0mm, 04pf, 2-43
Valve, Water, Solenoid, 36vdc 6.0mm Pf04, 2-49
Valve, Water, 2-27, 2-61, 2-63, 3-27, 3-29, 3-41, 3-43, 3-61, 3-63, 3-91
Video, operator, (8300) DVD, 3-112
Video, operator, (8300) PAL, 3-112

W

Wand, Clean-Out, 2-37
Wand, 3-91
Washer, 0.25b 1.12d .12, Ss, 3-39, 3-59
Washer, .625 B, 2.50 Od, .211 T, Ss, 2-81, 3-19
Washer, 0.31b 0.88d .12, Rbr, 2-29, 2-39
Washer, 0.40B 1.12D .12, Stil, Pl, 3-37, 3-55
Washer, 0.40b 1.12d .12, Stil, Pl, 2-53
Washer, 0.53b 1.75d .12, Stil, Pl, 2-97
Washer, 0.53b 1.88d .12, Stil, Pl, 2-75, 2-77, 3-99, 3-101, 3-103, 3-105
Washer, 0.60b 1.31d .10, Ss, 2-71
Washer, 0.81b 1.24d .03, Stil, Pl, 2-83, 3-21
Washer, Belleville, .31, 2-57, 3-23
Washer, Belleville, .38, 2-21
Washer, Finish, M06, Pl, 2-13
Washer, fl neo, 10.8x22x1.5, 4-3
Washer, Flat, .25 Fender, 2-9, 2-87
Washer, Flat, .31 Fender, 2-79, 3-21
Washer, Flat, .38 Ss, 2-81, 3-19
Washer, Flat, .38 Std, 2-73

Washer, Flat, .50 Sae, 3-21
Washer, Flat, #06, 2-45
Washer, Flat, #10 Ss, 2-113, 3-107
Washer, Flat, #10, 2-43
Washer, Flat, 0.25 Sae, 2-113, 3-51, 3-71
Washer, Flat, 0.25 Ss, 2-81, 2-117, 3-53
Washer, Flat, 0.25 Std, 2-43, 2-45, 2-113, 2-117
Washer, Flat, 0.25, Sae, 2-53
Washer, Flat, 0.25, Std, 3-73
Washer, Flat, 0.27b 0.69d .05, Ss, 3-99, 3-101
Washer, Flat, 0.31 Sae, 2-113, 3-107
Washer, Flat, 0.31 Ss, 3-25, 3-107
Washer, Flat, 0.31 Std, 2-45, 2-91, 2-113
Washer, Flat, 0.31, Std, 2-49, 3-56
Washer, Flat, 0.34b 0.75d 0.12, Viton, 2-43
Washer, Flat, 0.34b 0.69d .06, Nyl, 3-75
Washer, Flat, 0.38 Std, 2-83, 3-21, 3-43, 3-63
Washer, Flat, 0.40b 1.12d .12, Stil, Pl, 2-55
Washer, Flat, 08, Ss, 4-23
Washer, Flat, 1.00 Sae Hard, 2-25
Washer, Flat, 1.00, Sae, 2-95
Washer, Flat, 1.50 Std Hard, 2-115, 2-117
Washer, Flat, 10, Ss, 2-49, 3-73
Washer, Flat, 10, 2-123
Washer, Flat, M10, 10.5x21x2ss, 2-93
Washer, Flat, M12, 13x24x2.5ss, 3-47, 3-49, 3-67, 3-69
Washer, Flat, 2-73
Washer, Flt, .25 Sae, 2-13, 2-85, 2-91, 2-95, 2-99, 2-111, 2-115, 2-119, 3-7, 3-9
Washer, Flt, .25 Ss, 2-3, 2-5, 2-7, 2-11, 2-27, 2-33, 2-55, 2-65, 2-67, 2-69, 2-73, 2-75, 2-77, 2-81, 2-115, 3-19, 3-31, 3-33, 3-35, 3-39, 3-41, 3-43, 3-45, 3-47, 3-49, 3-51, 3-59, 3-61, 3-63, 3-65, 3-67, 3-69, 3-71, 3-79, 3-81, 3-83, 3-85, 3-93, 3-103, 3-105
Washer, Flt, .25 Std, 2-19, 2-23, 2-61, 2-63, 2-85, 2-91, 2-99, 2-111, 2-115, 3-27, 3-29
Washer, Flt, .31 Sae, 2-23, 2-79, 2-85, 2-87, 2-111, 3-3, 3-5, 3-21
Washer, Flt, .31 Ss, 2-11, 2-17, 2-23, 2-29, 2-33, 2-35, 2-39, 2-41, 2-55, 2-57, 2-61, 2-63, 2-65, 2-67, 2-69, 2-73, 2-75, 2-77, 2-81, 3-19, 3-23, 3-25, 3-27, 3-29, 3-31, 3-33, 3-35, 3-41, 3-43, 3-45, 3-61, 3-63, 3-65, 3-87, 3-93, 3-99, 3-101, 3-103, 3-105, 3-107, 3-111
Washer, Flt, .31 Std, 2-7, 2-9, 2-21, 2-27, 2-79, 2-81, 2-83, 2-85, 2-87, 2-89, 2-91, 2-93, 2-97, 2-99, 2-101, 2-103, 2-109, 2-111, 3-15, 3-19, 3-21, 3-25
Washer, Flt, .31, 3-95
Washer, Flt, .38 Sae, 2-19, 2-83, 2-85, 3-21

Washer, Flt, .38 Ss, 2-29, 2-35, 2-39, 2-41, 2-57, 2-59, 2-65, 2-67, 2-69, 2-71, 2-73, 3-11, 3-13, 3-16, 3-17, 3-23, 3-25, 3-31, 3-33, 3-35, 3-37, 3-39, 3-45, 3-47, 3-49, 3-55, 3-59, 3-65, 3-67, 3-69
Washer, Flt, .38 Std, 2-83, 2-85, 2-91, 2-101, 3-11, 3-13, 3-21, 3-79, 3-81, 3-83, 3-85
Washer, Flt, .50 Sae, 2-15, 2-19, 2-25, 2-81, 2-85, 2-87, 2-89, 2-97, 3-7, 3-9, 3-19, 3-25
Washer, Flt, .50 Ss, 2-55, 2-75, 2-77, 3-99, 3-101, 3-103, 3-105
Washer, Flt, .50 Std, 2-7, 2-55, 2-83, 3-14, 3-31, 3-37, 3-55
Washer, Flt, .75 Sae, 2-91
Washer, Flt, #06, 3-95, 3-97
Washer, Flt, #08 Ss, 2-3, 2-5, 3-87
Washer, Flt, #08, 2-99
Washer, Flt, #10 Ss, 2-19, 2-27, 2-31, 2-51, 2-55, 2-109, 2-111
Washer, Flt, #10, 2-13, 2-91, 2-111, 2-113, 2-115, 2-117, 3-3, 3-7, 3-9
Washer, Flt, 0.38B 0.88D .08, Ss, 2-35, 2-41
Washer, Lock, Int, .25, 2-111, 2-113, 2-115
Washer, Lock, Int, .31, 2-45, 2-111, 2-113, 2-115, 2-117
Washer, Lock, Int, .38, 2-115, 2-117
Washer, Lock, Int, #06, Ss, 2-119
Washer, Lock, Int, #08, Ss, 2-113
Washer, Lock, Int, #08, 2-99
Washer, Lock, Int, #10, Ss, 2-113, 2-115, 2-117
Washer, Lock, Int, #10, 2-7, 2-19, 2-111, 2-113, 3-7, 3-9
Washer, Neo., 4-5
Washer, Poly, 3-79, 3-81, 3-83, 3-85
Washer, Rbr, .12 0.66B 1.00D, 2-33
Washer, Rbr, .68idx1.0od, 2-37
Washer, Thrust, 0.61b 1.25d .06, Fgl, 2-67, 2-69, 2-73, 3-33, 3-35, 3-47, 3-49, 3-67, 3-69
Washer, Thrust, 0.75b 1.25d 0.06w, 3-99, 3-101
Washer-Flt 8.4x17 X2 M8, 2-93
Washer, 2-17, 2-71, 4-3, 4-16
Wavy Washer, 4-6
Wheel, 3.0D 0.88W 0.50B, 2-93
Wheel, 3.0d 1.38w 0.50b, 1-1, 1-2, 2-71
Wheel, 3.0D 1.38W 0.50B, 1-2
Wheel, 4.0d 0.89w 0.64b, 3-99, 3-101
Wheel, 4.0d 0.98w 0.78b, 2-91
Wheel, Steering, 14.0D, Taper Bore, 2-15
Wheel, 3-91
Wire Assy, 02ga 27.0l Blk .34h /.34h, 2-115, 2-117
Wire Assy, 02ga, 10.0l, Blk, 2-117
Wire Assy, Brush, 4-11
Wire Assy, Jumper Reverse, [515], 3-39, 3-59
Wire, 04ga 09.0l Blk .34ring /.28ring, 2-115
Wire, 04ga 32.0l Blk .31ring /.31ring, 2-115
Wire, 06ga 11.0l Blk .34ring /.28ring, 2-115