

9802/2740 - WHEELED LOADING SHOVEL - .426 - Index

Section - Sub section Index For M/c. - .426

Top of catalogue

| | |
|-----|---|
| A | ATTACHMENTS |
| A01 | SHOVELS |
| A03 | ATTACHMENTS |
| B | BODYWORK, CAB, LOADER END |
| B01 | BODYWORK/FRAME |
| B02 | CAB |
| B03 | LOADER, FRONT END |
| B05 | REFURBISHMENTS |
| B06 | HOMOLOGATION PARTS |
| C | ELECTRICS-MACHINE, CAB & ENGINE |
| C01 | ELECTRICS, MAIN MACHINE |
| C02 | ELECTRICS, ENGINE |
| C03 | ELECTRICS, CAB |
| D | CONTROLS-MACHINE, ENGINE & STEERING |
| D01 | CONTROLS, MACHINE |
| D02 | CONTROLS, ENGINE |
| D03 | COLUMN, STEERING |
| E | HYDRAULICS & AIR INCLUDING, STEERING |
| E01 | HOSE & PIPEWORK |
| E02 | PUMP/MOTOR & PUMP DRIVE |
| E03 | VALVES & HYDRAULIC FILTERS |
| E04 | RAMS |
| F | AXLES, WHEELS & TRANSMISSION |
| F01 | AXLES, FRONT |
| F02 | AXLES, REAR |
| F03 | WHEELS, TYRES & PROPSHAFTS |
| F04 | PROPSHAFTS, TRANSMISSION |
| F05 | TRANSMISSIONS |
| F06 | COOLER, OIL, TRANSMISSION |
| G | BRAKES |
| G01 | BRAKES |
| U | ENGINE BTAA5.9 - C SERIES TIER, 2 EMISSIONS |
| U01 | ENGINE BLOCK & SUB-ASSEMBLIES |
| U02 | CYLINDER HEAD & SUB-ASSEMBLIES |
| U03 | INDUCTION & EXHAUST SYSTEMS |
| U04 | SYSTEM, COOLING |
| U05 | SYSTEM, LUBRICATION |
| U06 | SYSTEM, FUEL |
| U07 | EQUIPMENT, AUXILIARY |

9802/2740 A1-1-1 SHOVEL 1.8 CU.M., QUICKHITCH ZBAR & HT

Illustration

Machines

Top of catalogue

| Item | Part no. | Change No. | Description | Remarks | Usage code | Qty |
|------|-----------|------------|--------------------------|---------|------------|-----|
| 1 | 335/02717 | | Shovel, 1.8Cu.M./2.3Cu.M | | | 1 |
| 2 | 510/99402 | | :Toeplate | | | 1 |

Machine groups

Details

Machine group

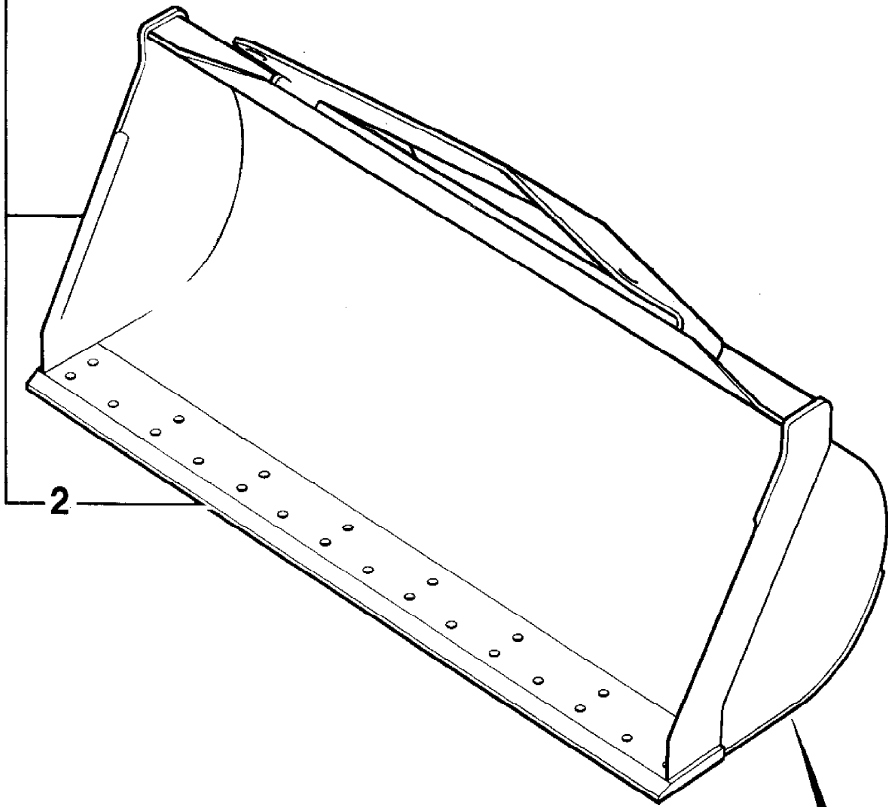
From serial no.

To serial no.

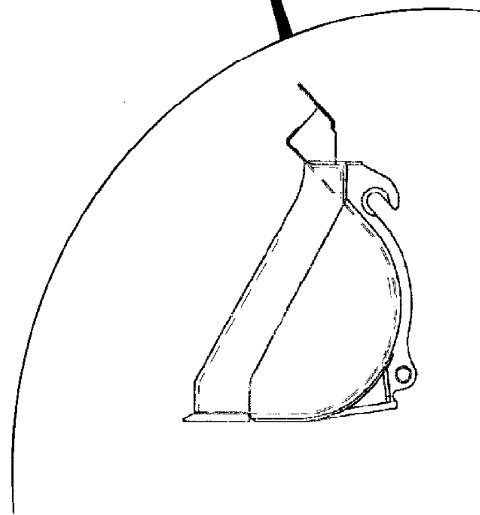
.426

426

1



200112



9802/2740 A1-2-1 SHOVEL 1.8 CU.M., QUICKHITCH ZBAR

Illustration

Machines

Top of catalogue

| Item | Part no. | Change No. | Description | Remarks | Usage code | Qty |
|------|-----------|------------|----------------------------|---------|------------|-----|
| 1 | 510/88400 | | Shovel, 1.8cu.m./2.3cu.yd. | | | 1 |
| 2 | 510/99402 | | :Toeplate | | | 1 |

Machine groups

Details

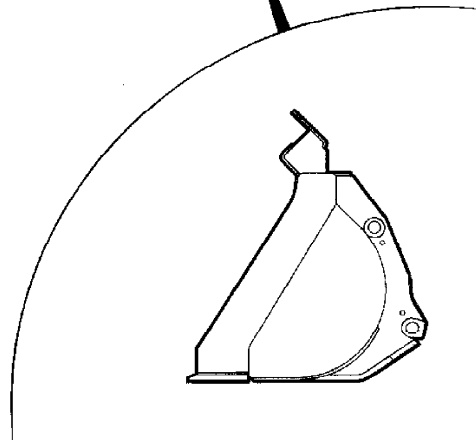
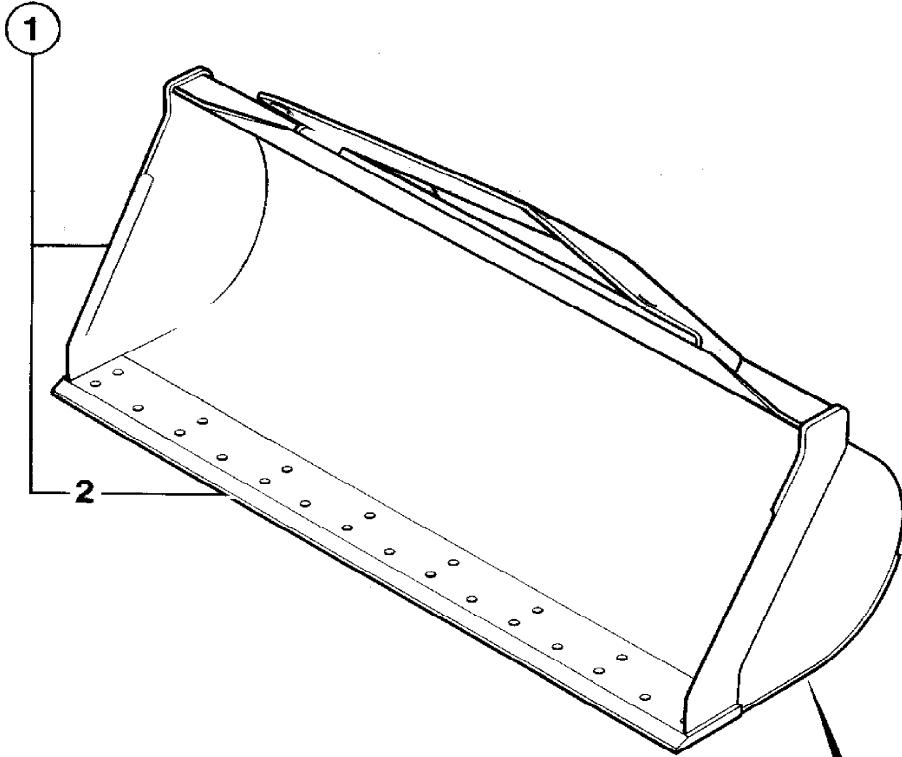
Machine group

From serial no.

To serial no.

.426

426



200111

9802/2740 A1-3-1 SHOVEL 1.8 CU.M., HT

Illustration

Machines

Top of catalogue

| Item | Part no. | Change No. | Description | Remarks | Usage code | Qty |
|------|-----------|------------|----------------------------|---------|------------|-----|
| 1 | 510/88300 | | Shovel, 1.8cu.m./2.3cu.yd. | | | 1 |
| 2 | 510/99402 | | :Toeplate | | | 1 |

Machine groups

Details

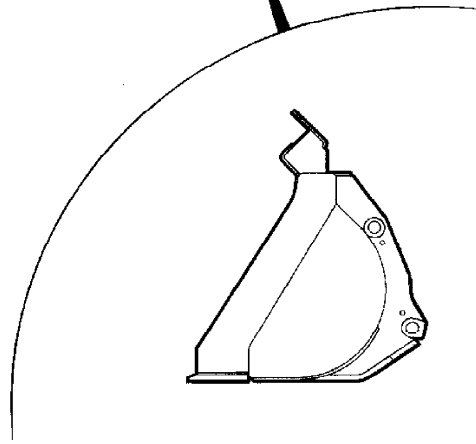
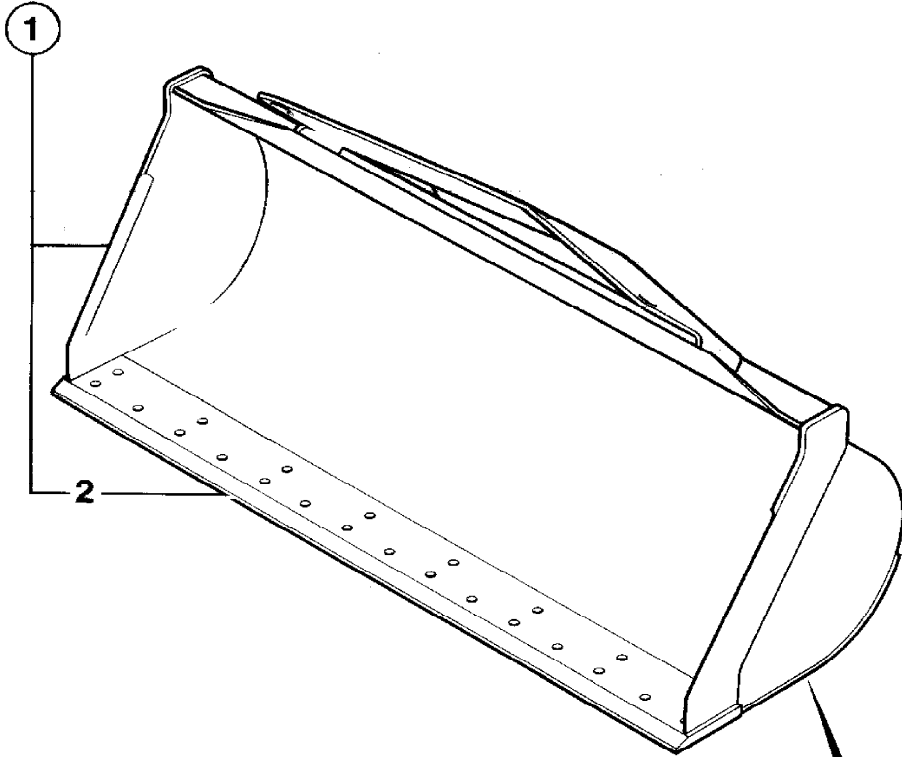
Machine group

From serial no.

To serial no.

.426

426



200111

9802/2740 A1-4-1 SHOVEL 2.0 CU.M., HT

Illustration

Machines

Top of catalogue

| Item | Part no. | Change No. | Description | Remarks | Usage code | Qty |
|------|-----------|------------|----------------------------|---------|------------|-----|
| 1 | 510/88500 | | Shovel, 2.0cu.m./2.6cu.yd. | | | 1 |
| 2 | 510/99402 | | :Toeplate | | | 1 |

Machine groups

Details

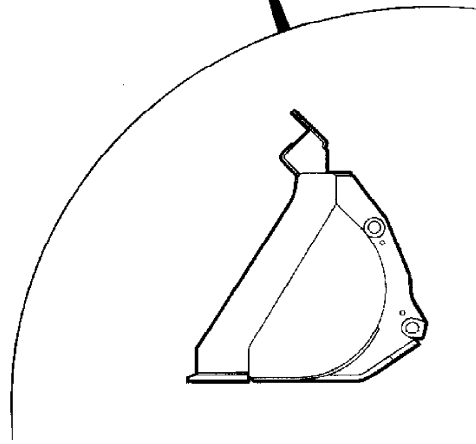
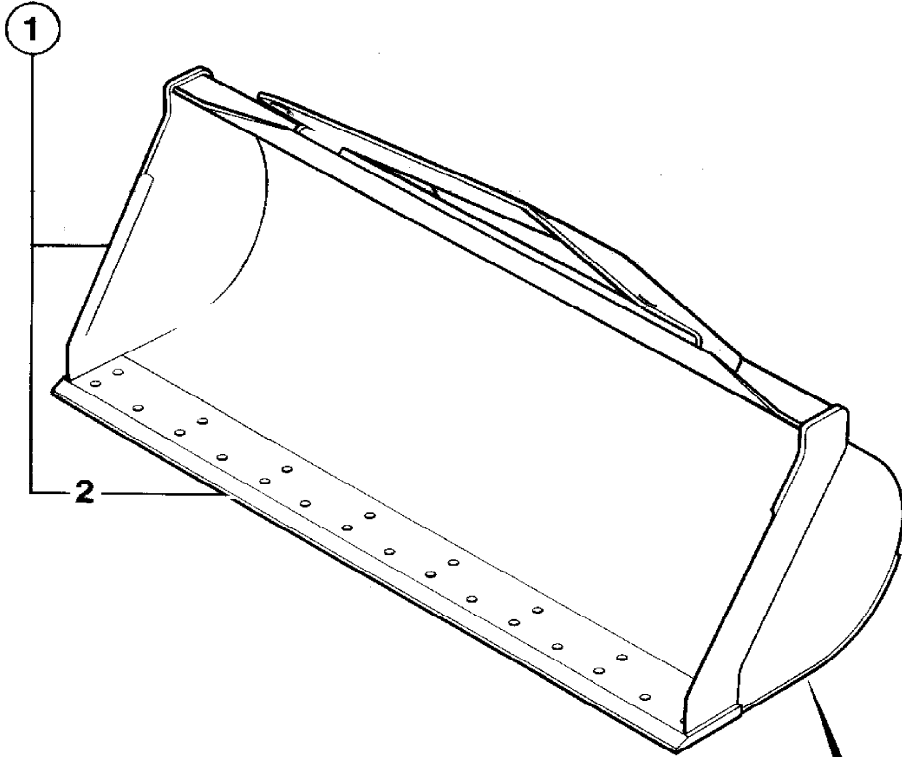
Machine group

From serial no.

To serial no.

.426

426



200111

9802/2740 A1-5-1 SHOVEL 2.0 CU.M., QUICKHITCH ZBAR & HT

Illustration

Machines

Top of catalogue

| Item | Part no. | Change No. | Description | Remarks | Usage code | Qty |
|------|-----------|------------|--------------------------|---------|------------|-----|
| 1 | 335/02718 | | Shovel, 2.0Cu.M._2.6Cu.M | | | 1 |
| 2 | 510/99402 | | :Toeplate | | | 1 |

Machine groups

Details

Machine group

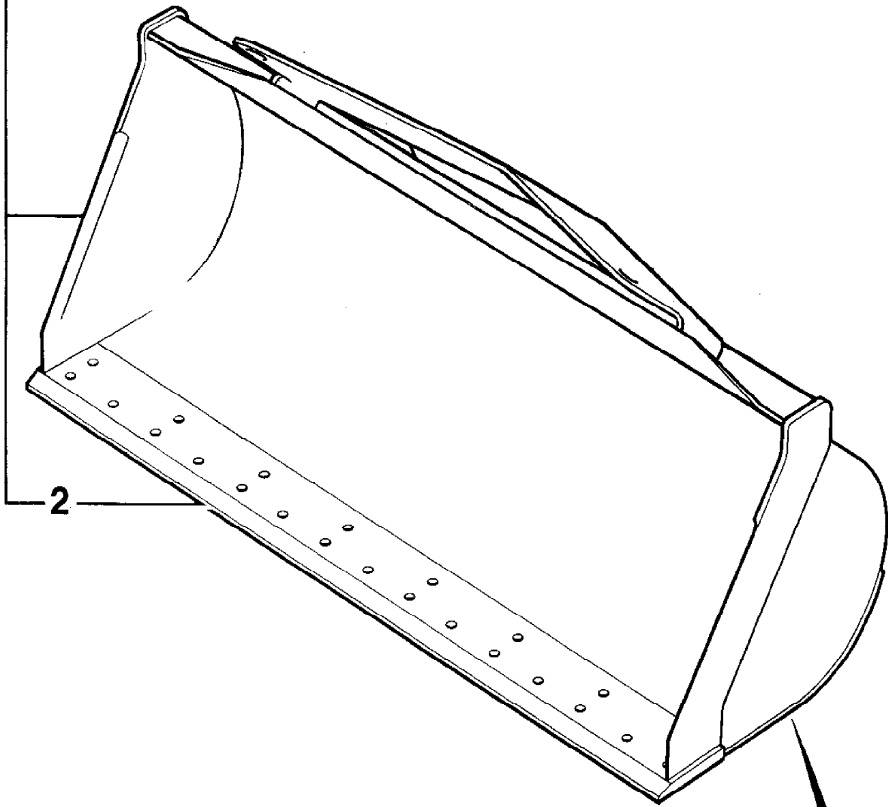
From serial no.

To serial no.

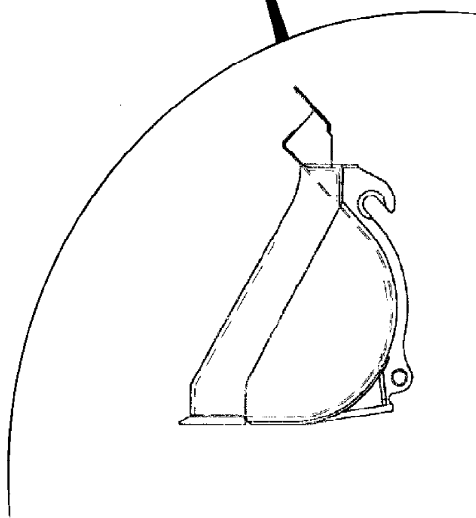
.426

426

1



2



200112

9802/2740 A1-6-1 SHOVEL 2.0 CU.M., ZBAR

Illustration

Machines

Top of catalogue

| Item | Part no. | Change No. | Description | Remarks | Usage code | Qty |
|------|-----------|------------|----------------------------|---------|------------|-----|
| 1 | 510/88600 | | Shovel, 2.0cu.m./2.6cu.yd. | | | 1 |
| 2 | 510/99402 | | :Toeplate | | | 1 |

Machine groups

Details

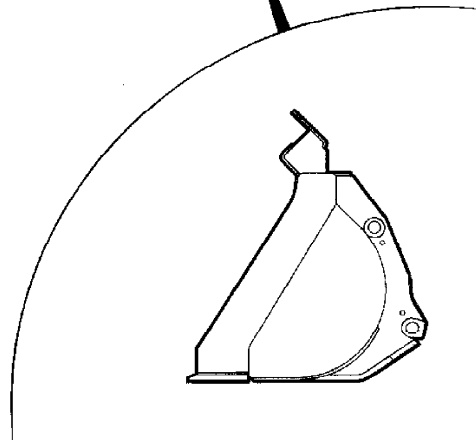
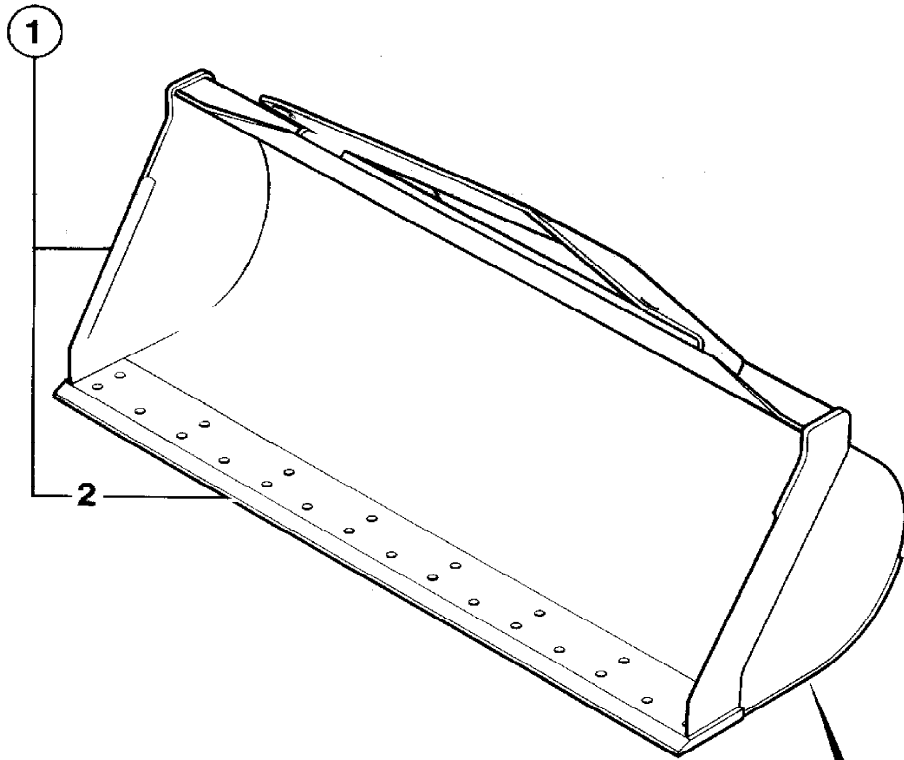
Machine group

From serial no.

To serial no.

.426

426



200111

9802/2740 A1-7-1 SHOVEL 2.0 CU.M, PENETRATION, Z BAR

Illustration

Machines

Top of catalogue

| Item | Part no. | Change No. | Description | Remarks | Usage code | Qty |
|------|-----------|------------|-------------------------------|---------|------------|-----|
| 1 | 510/92500 | | Shovel, penetration, 2.0 cu.m | | | 1 |
| 2 | 510/92306 | | :Toeplate, 2498 mm long | | | 1 |

Machine groups

Details

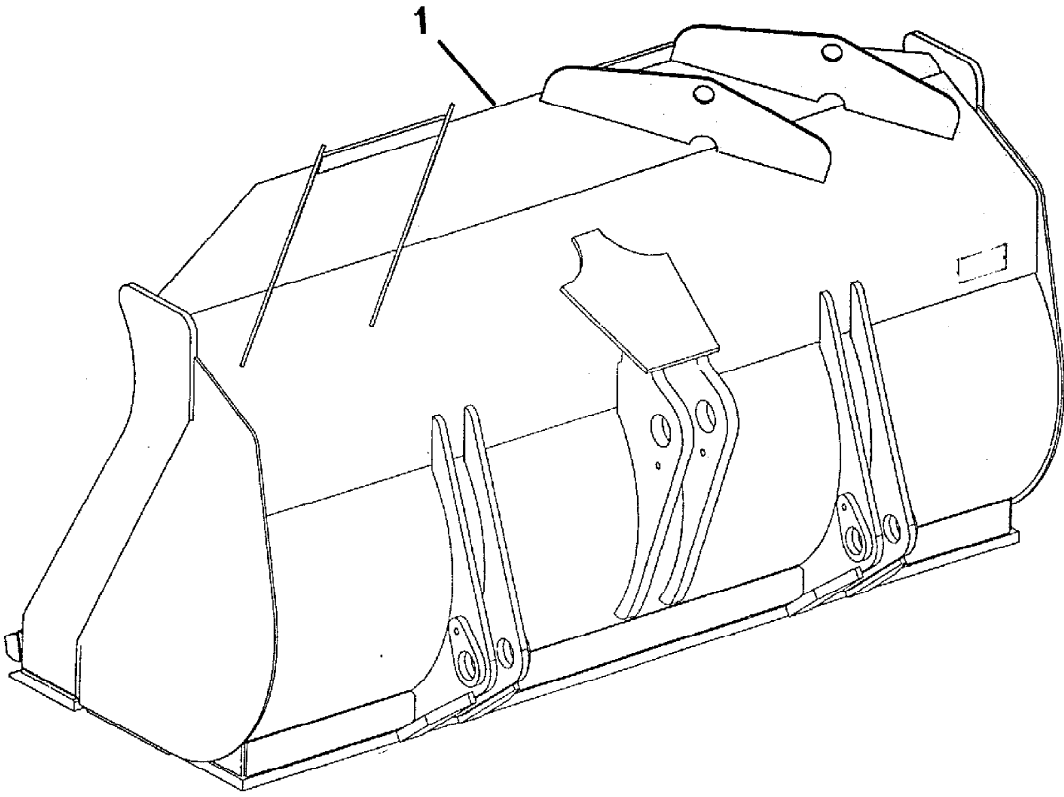
Machine group

From serial no.

To serial no.

.426

426



256200

9802/2740 A1-8-1 TOEPLATE, BOLT-ON, 2548mm WIDE

Illustration

Machines

Top of catalogue

| Item | Part no. | Change No. | Description | Remarks | Usage code | Qty |
|------|------------|------------|--|---------|------------|-----|
| 1 | 516/00005 | | Toeplate, inner | | | 1 |
| 2 | 826/01022 | | Ploughbolt | | | 15 |
| 3 | 823/00353 | | Washer, hardened | | | 15 |
| 4 | 1370/0701Z | | Nut | | | 15 |
| 5 | 510/81902 | | Toeplate, outer, 444mm wide 3 holes | | | 2 |

Machine groups

Details

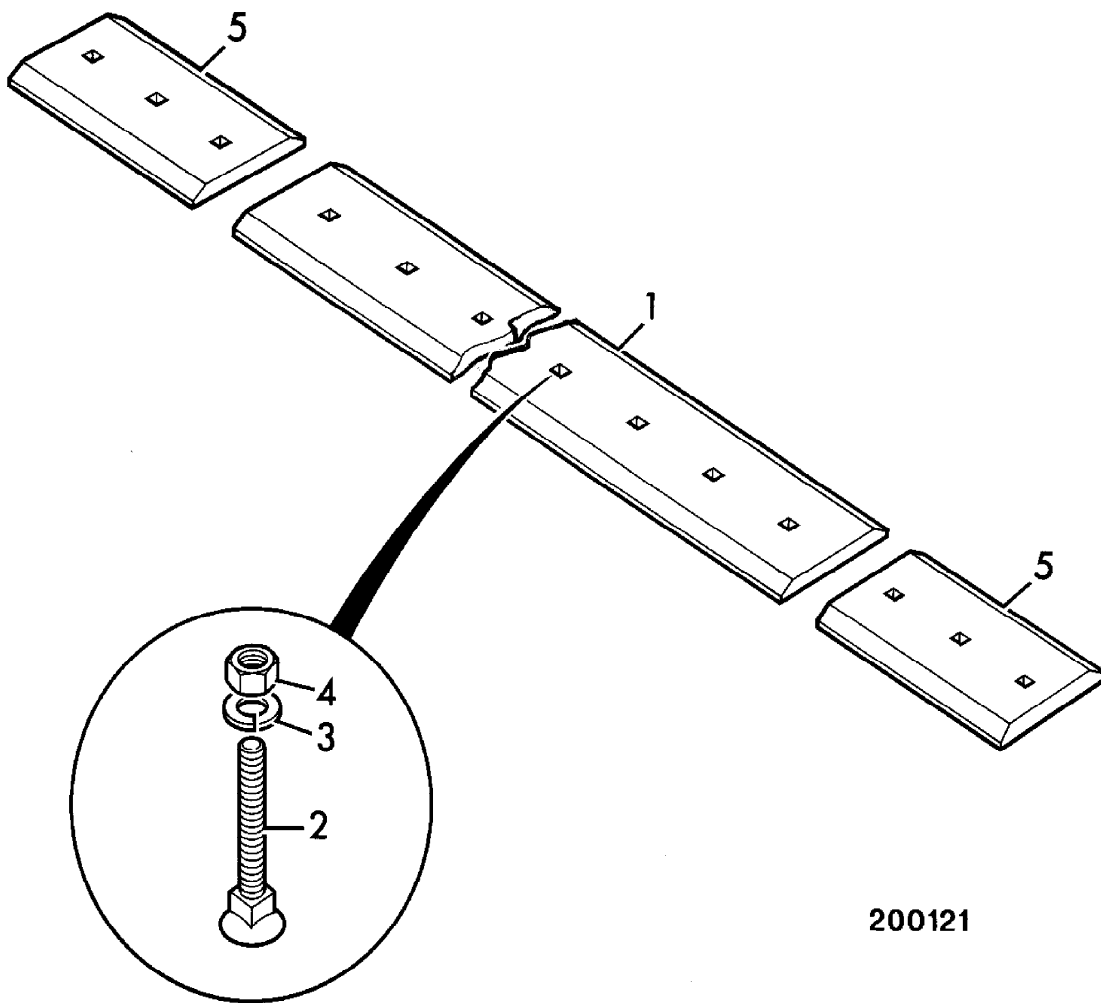
Machine group

From serial no.

To serial no.

.426

426



200121

9802/2740 A1-9-1 TOOTH GUARD

Illustration

Machines

Top of catalogue

| Item | Part no. | Change No. | Description | Remarks | Usage code | Qty |
|------|------------|------------|------------------------|---------|------------|-----|
| 1 | 265/01542 | | Guard, pressing | | | 2 |
| 2 | 268/40075 | | Bracket | | | 2 |
| 3 | 1315/3716Z | | Bolt, M16 x 70mm | | | 2 |
| 4 | 1315/0408Z | | Bolt, M10x30 | | | 4 |
| 5 | 1370/0303Z | | Nut, lock, M10 | | | 8 |
| 6 | 1420/0008Z | | Washer, Plain M10 | | | 16 |
| 7 | 1315/0405Z | | Screw, M10 x 20mm long | | | 4 |

Machine groups

Details

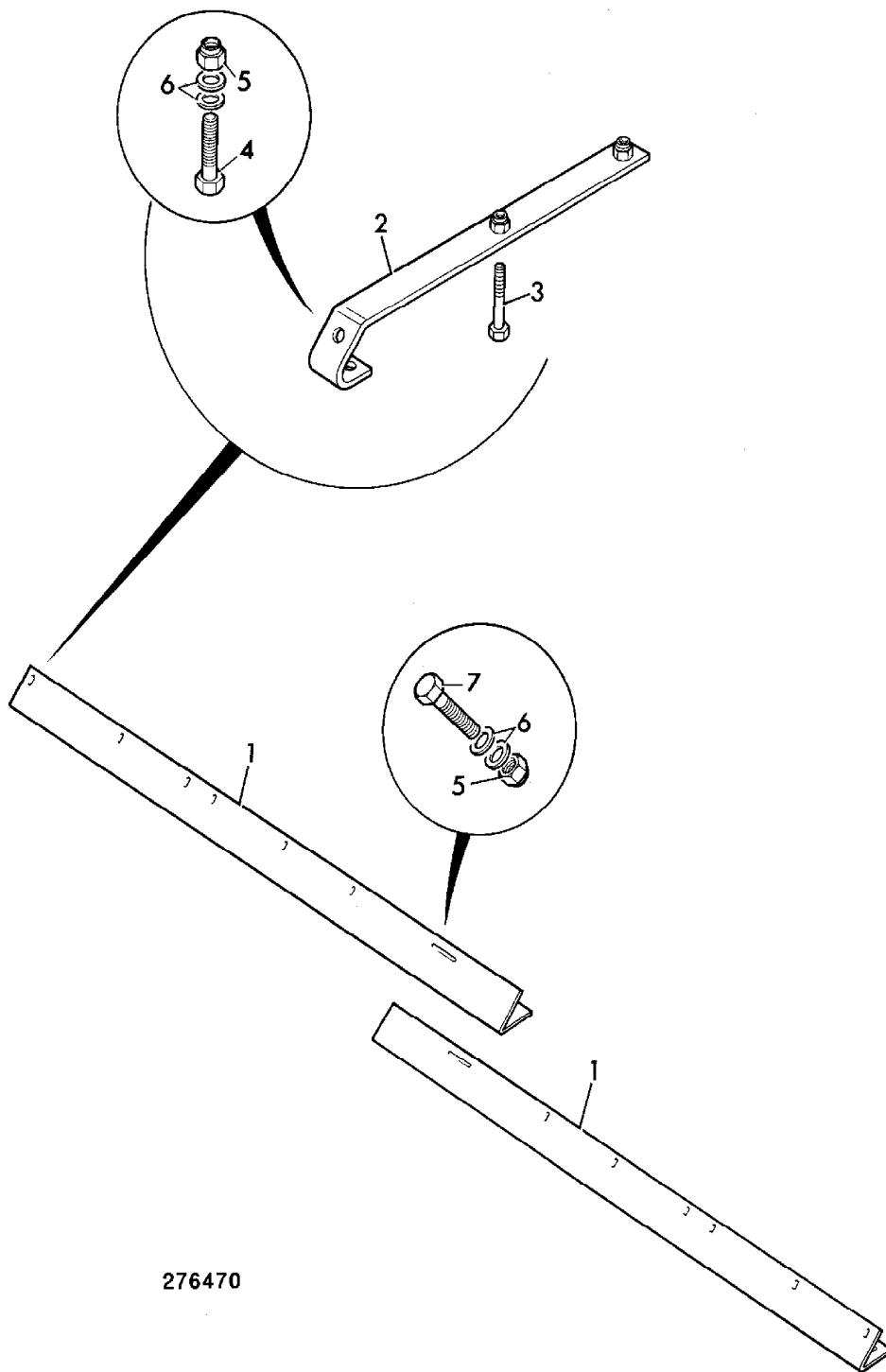
Machine group

From serial no.

To serial no.

.426

426



276470

9802/2740 A3-1-1 FORK FRAME AND TINES, STANDARD LIFT

Illustration

Machines

Top of catalogue

| Item | Part no. | Change No. | Description | Remarks | Usage code | Qty |
|------|------------|------------|--|---------|------------|-----|
| 1 | 511/55600 | | Frame, fork, assembly | N.S.P | | 1 |
| 2 | 511/61200 | | :Frame, fork assy. class 3, std.lift 1500mm wide | | | 1 |
| 3 | 511/60800 | | :Fork | | | 2 |
| 4 | 511/55504 | | :Spring, compression | | | 2 |
| 5 | 1412/0004Z | | :Washer | | | 2 |
| 6 | 2103/0710 | | :Pin, split | | | 2 |
| 7 | 511/55503 | | :Pin, spring | | | 2 |

Machine groups

Details

Machine group

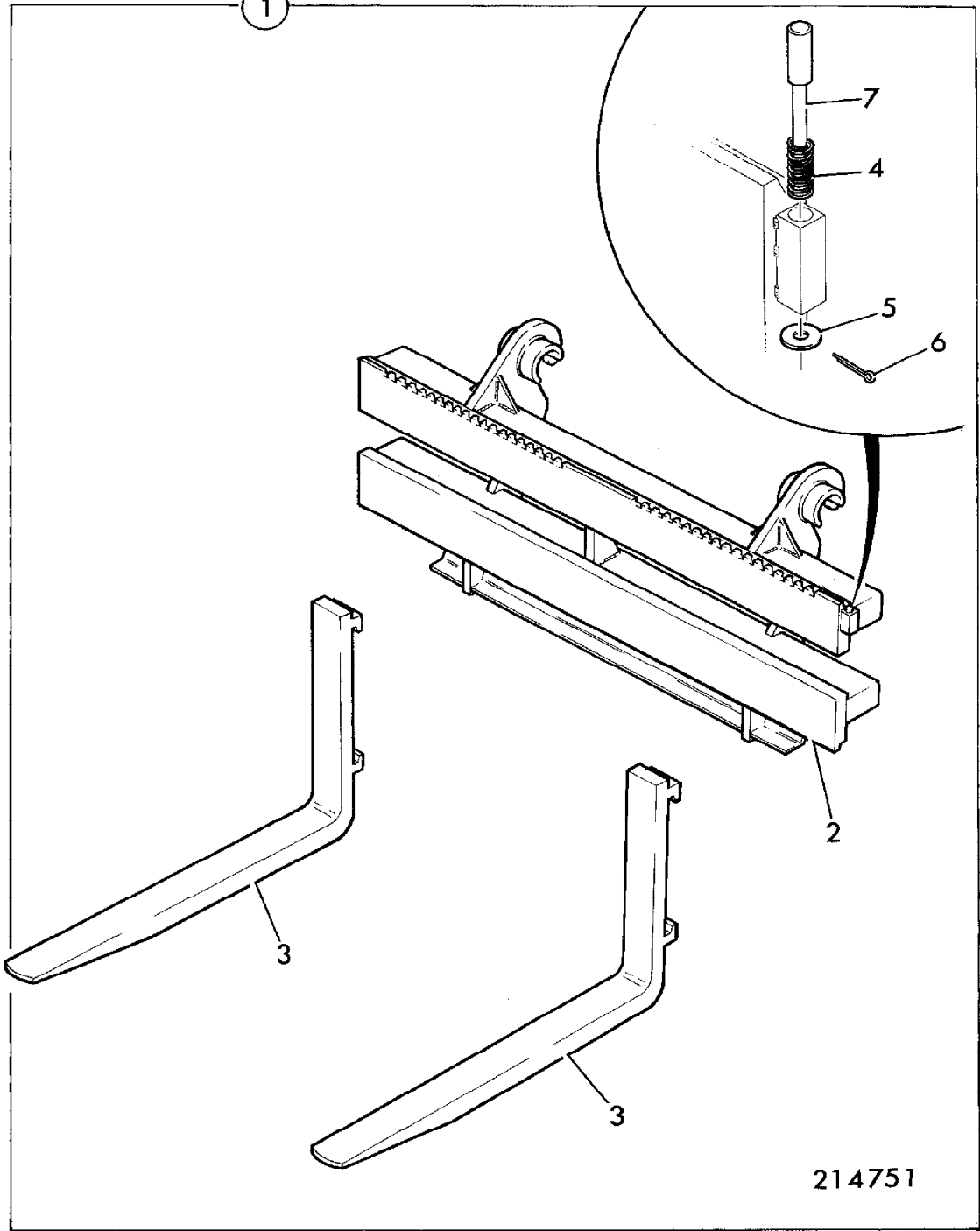
From serial no.

To serial no.

.426

426

1



214751

9802/2740 A3-2-1 FORK FRAME AND TINES, PARALLEL LIFT

Illustration

Machines

Top of catalogue

| Item | Part no. | Change No. | Description | Remarks | Usage code | Qty |
|------|------------|------------|----------------------|---------|------------|-----|
| 1 | NSP | | None serviced part | | | 1 |
| 2 | 511/60700 | | :Frame, fork | | | 1 |
| 3 | 511/60800 | | :Fork | | | 2 |
| 4 | 511/55504 | | :Spring, compression | | | 2 |
| 5 | 1412/0004Z | | :Washer | | | 2 |
| 6 | 2103/0710 | | :Pin, split | | | 2 |
| 7 | 511/55503 | | :Pin, spring | | | 2 |

Machine groups

Details

Machine group

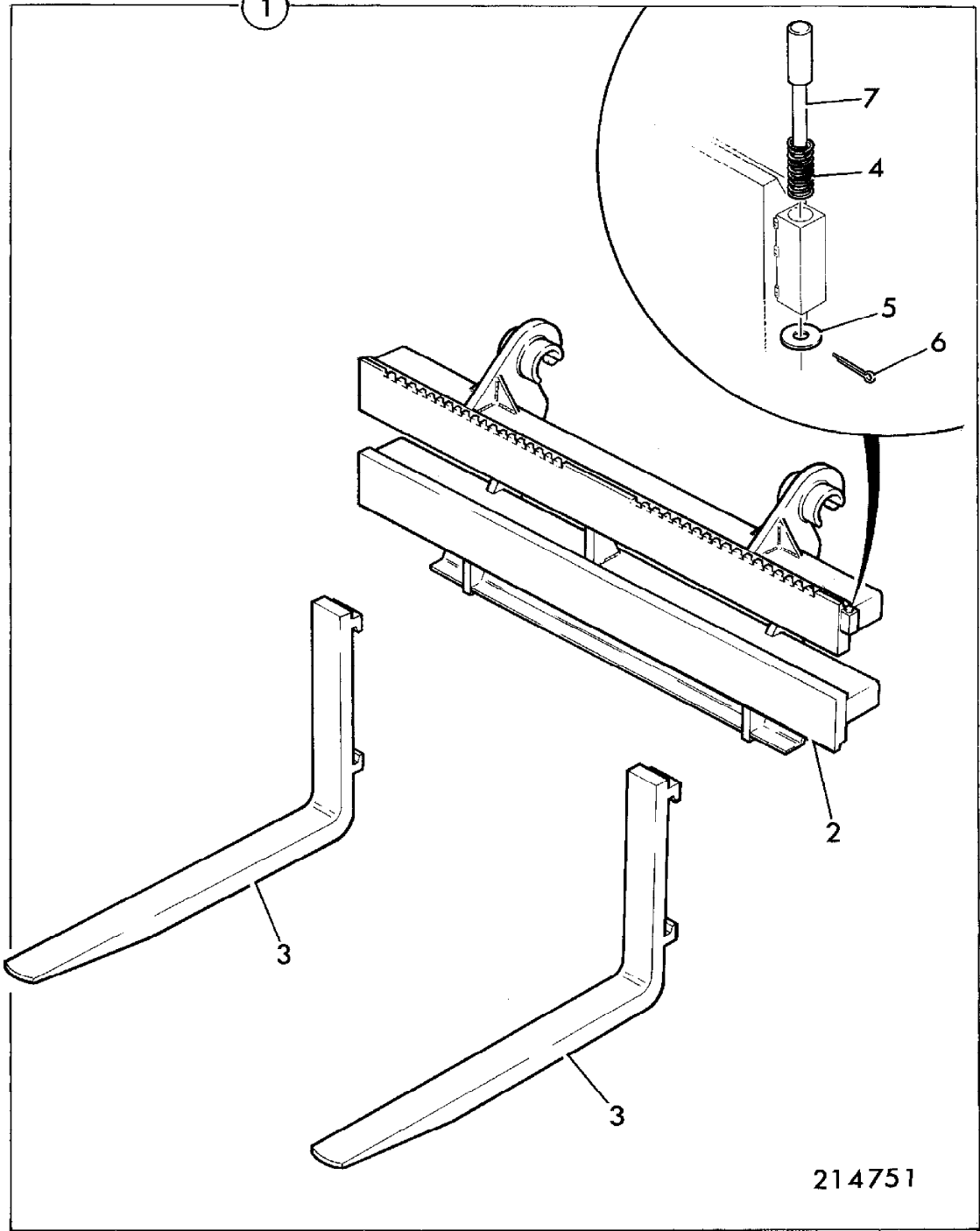
From serial no.

To serial no.

.426

426

1



214751

9802/2740 A3-3-1 QUICKHITCH

Illustration

Machines

Top of catalogue

| Item | Part no. | Change No. | Description | Remarks | Usage code | Qty |
|------|------------|------------|--|-------------------|------------|-----|
| 1 | 511/59300 | | Attachment, quickhitch, industrial | | | 1 |
| 2 | 331/16727 | | :Attachment, quickhitch | | | 1 |
| 3 | 811/50343 | | :Pin, locking | | | 2 |
| 4 | 551/60007 | | :Ram, assembly, quickhitch | Components E4-6-1 | | 1 |
| 5 | 611/20800 | | :Hose, 1/4BSPx400 | | | 1 |
| 6 | 611/21000 | | :Hose, 1/4"BSP,470mm long | | | 2 |
| 7 | 1604/0002 | | :Adapter, 1/4" BSP M/M | | | 2 |
| 8 | 25/961900 | | :Valve, ball | | | 1 |
| | 25/961901 | | ::Handle | | | 1 |
| 9 | 1315/0408Z | | :Bolt, M10x30 | | | 8 |
| 10 | 1420/0008Z | | :Washer, Plain M10 | | | 8 |
| 11 | 511/55401 | | :Indicator, Peg | | | 2 |
| 12 | 511/54702 | | :Pin, indicator | | | 2 |
| 13 | 511/58200 | | :Cover, access, L.H. | | | 1 |
| 13A | 816/50088 | | ::Adapter, tee | | | 2 |
| 14 | 511/54703 | | :Washer, limit, red, 2" dia x 10mm sq. | | | 1 |
| 15 | 826/00115 | | :Screw | | | 8 |
| 16 | NSP | | :None serviced part | Rating plate | | 1 |
| 17 | 817/03502 | | :Plate, instruction | | | 1 |
| 18 | 1450/0001 | | :Nipple, grease, straight, 1/8 BSP | | | 2 |
| 19 | 1406/0011 | | :Seal, bonded | | | 2 |
| 20 | 613/51004 | | :Hose | | | 2 |
| | 613/80067 | | Hose, wire guarded | Sales Special | | 2 |
| 21 | 926/04700 | | :Seal | | | 1 |
| 22 | 816/00190 | | :Cap, blanking 1/2" BSP, female | | | 2 |
| 23 | 511/58300 | | :Cover, access, R.H. | | | 1 |
| 24 | 1315/0710Z | | :Bolt, M16 x 40mm | | | 4 |
| 25 | 830/00599 | | :Spacer | | | 4 |
| 26 | 819/00094 | | :Shim, 65 i/d, 1mm thick | | | 44 |

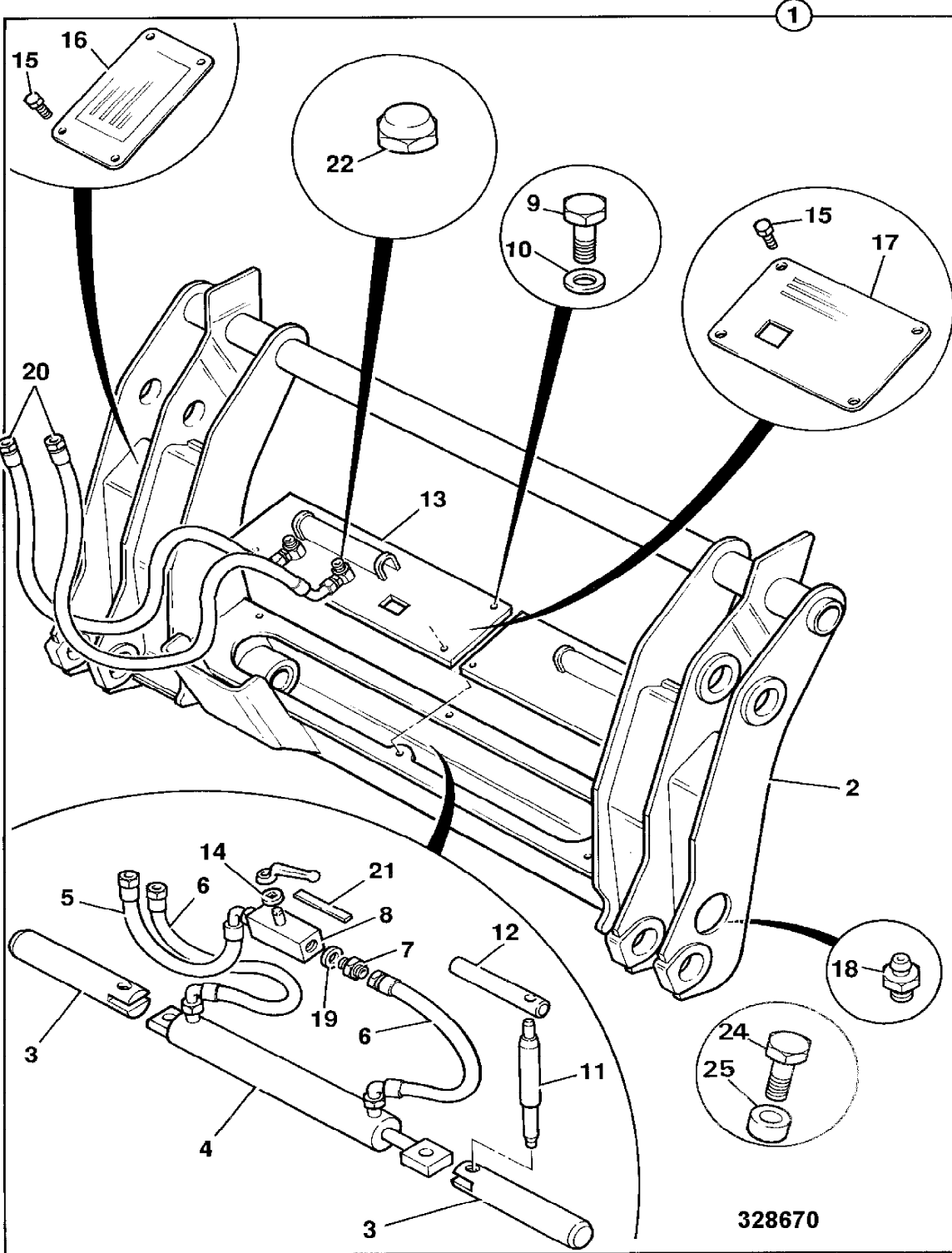
Machine groups

Details

Machine group

From serial no.

To serial no.



9802/2740 A3-4-1 QUICKHITCH

Illustration

Machines

Top of catalogue

| Item | Part no. | Change No. | Description | Remarks | Usage code | Qty |
|------|------------|------------|--|---------------------------------|------------|-----|
| 0A | 331/21035 | | Quickhitch, assembly | | | 1 |
| 2 | 811/50343 | | :Pin, locking | | | 2 |
| 3 | 551/60007 | | :Ram, assembly, quickhitch | | | 1 |
| 4 | 611/20800 | | :Hose, 1/4BSPx400 | | | 1 |
| 5 | 611/21000 | | :Hose, 1/4"BSP,470mm long | | | 2 |
| 6 | 1604/0002 | | :Adapter, 1/4" BSP M/M | | | 2 |
| 7 | 25/961900 | | :Valve, ball | | | 1 |
| 8 | 1315/0408Z | | :Bolt, M10x30 | | | 2 |
| 9 | 1420/0008Z | | :Washer, Plain M10 | | | 2 |
| 10 | 511/55401 | | :Indicator, Peg | | | 2 |
| 11 | 511/54702 | | :Pin, indicator | | | 2 |
| 12 | 331/15859 | | :Cover, access, left side | | | 1 |
| 13 | 511/54703 | | :Washer, limit, red, 2" dia x 10mm sq. | | | 1 |
| 14 | 826/00115 | | :Screw | | | 4 |
| 16 | 817/03502 | | :Plate, instruction | | | 1 |
| 17 | 1450/0001 | | :Nipple, grease, straight, 1/8 BSP | | | 2 |
| 18 | 1406/0011 | | :Seal, bonded | | | 2 |
| 19 | 613/51004 | | :Hose | | | 2 |
| 20 | 926/04700 | | :Seal | 2 required from roll 150mm long | | A/R |
| 21 | 816/00196 | | Cap, blanking 3/4"BSP, steel | | | 2 |
| 22 | 511/58300 | | :Cover, access, R.H. | | | 1 |
| 23 | 816/10159 | | :Adapter, bulkhead, 3/4"BSP x 3/4"BSP | | | 2 |
| 25 | 819/00094 | | :Shim, 65 i/d, 1mm thick | | | 4 |
| 26 | 819/00102 | | :Spacer, 5mm | | | 2 |

Machine groups

Details

Machine group

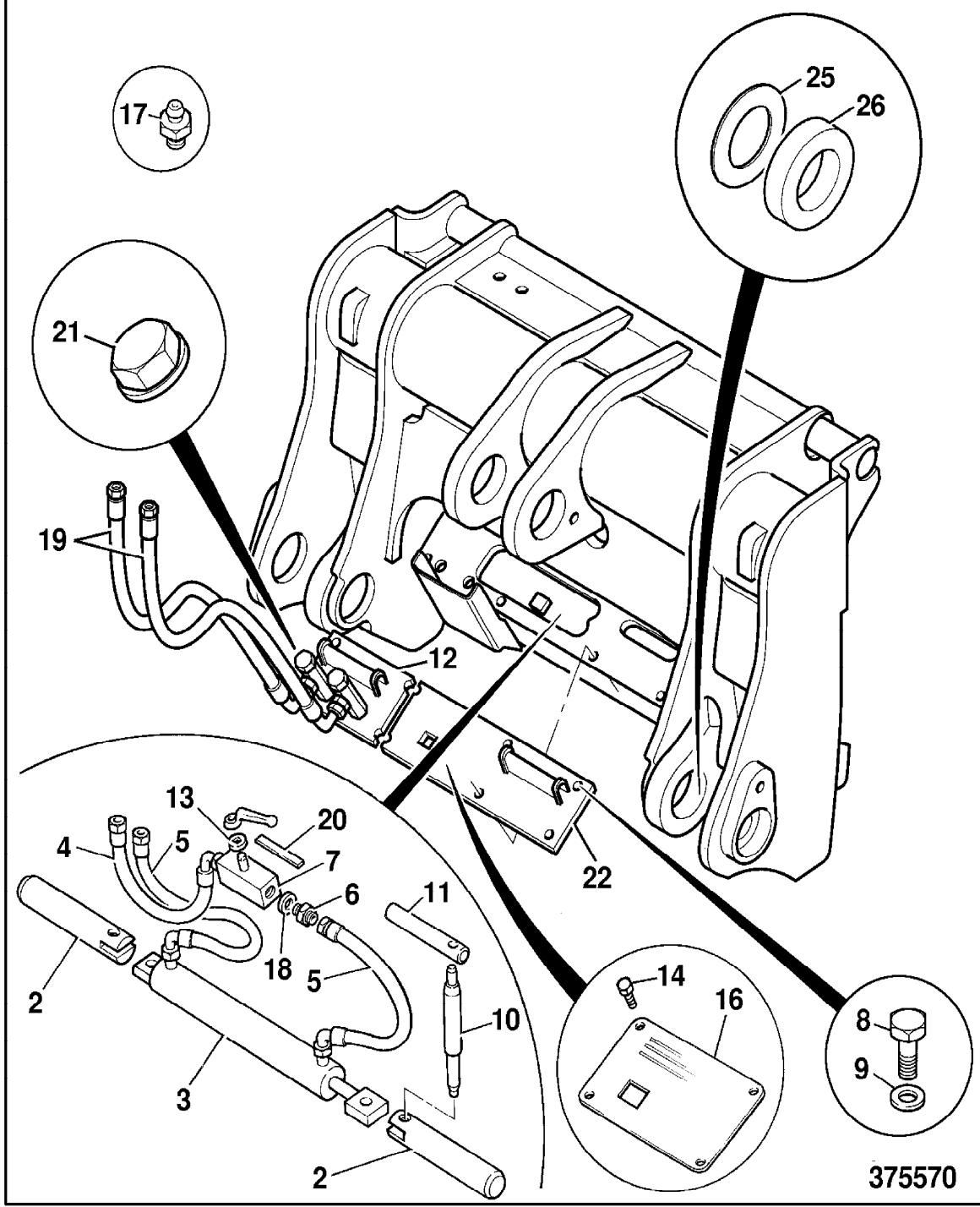
From serial no.

To serial no.

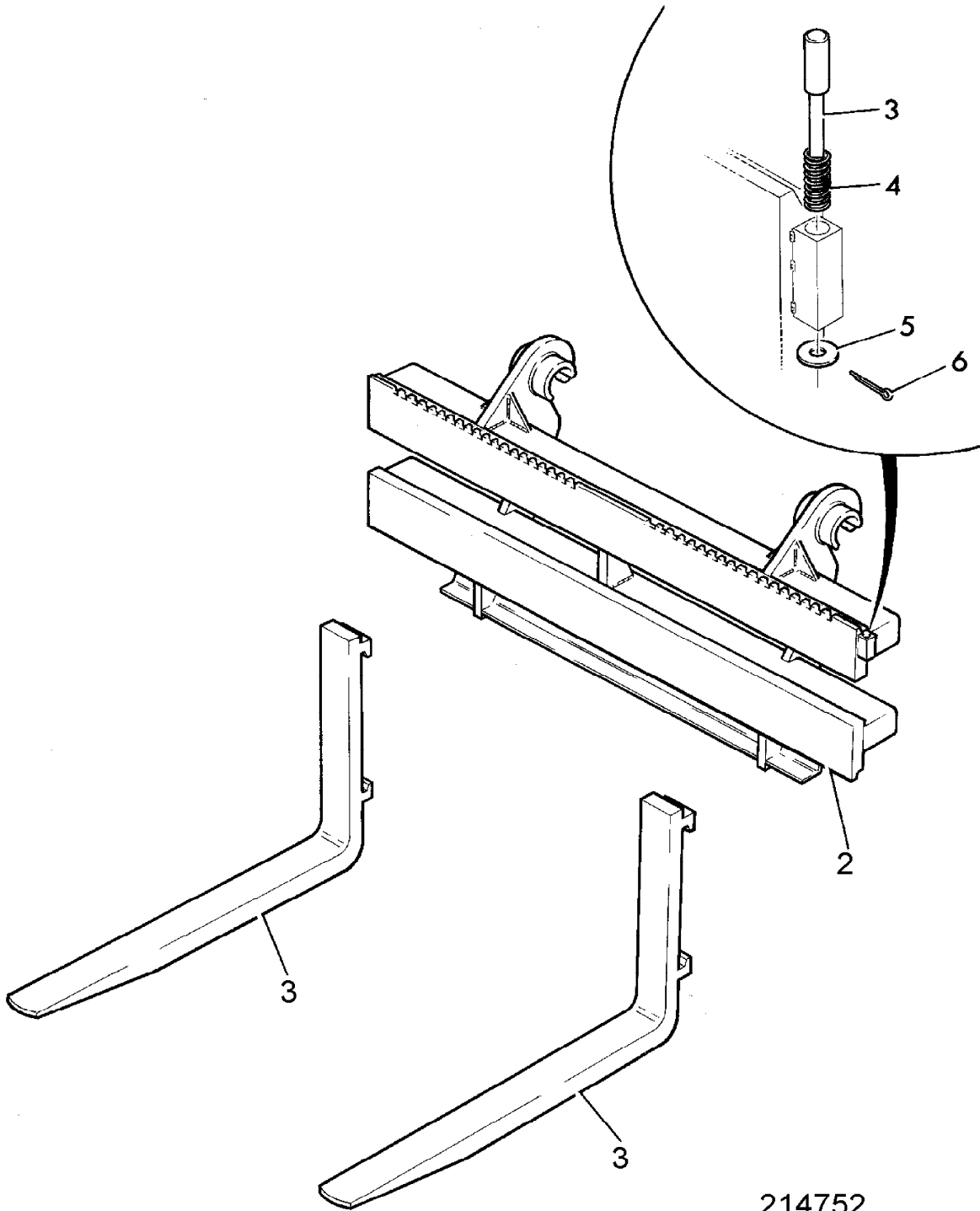
.426

426

A



375570



214752

9802/2740 A3-6-1 COUPLINGS, QUICK RELEASE

Illustration

Machines

Top of catalogue

| Item | Part no. | Change No. | Description | Remarks | Usage code | Qty |
|------|-----------|------------|--|---------|------------|-----|
| 1 | 45/910400 | | Coupling, 1/2" BSP female, quick release | | | 1 |
| 2 | 45/910500 | | Coupling, 1/2" BSP male, quick release | | | 1 |
| 3 | 1406/0018 | | Seal, bonded, 1/2" BSP | | | 2 |

Machine groups

Details

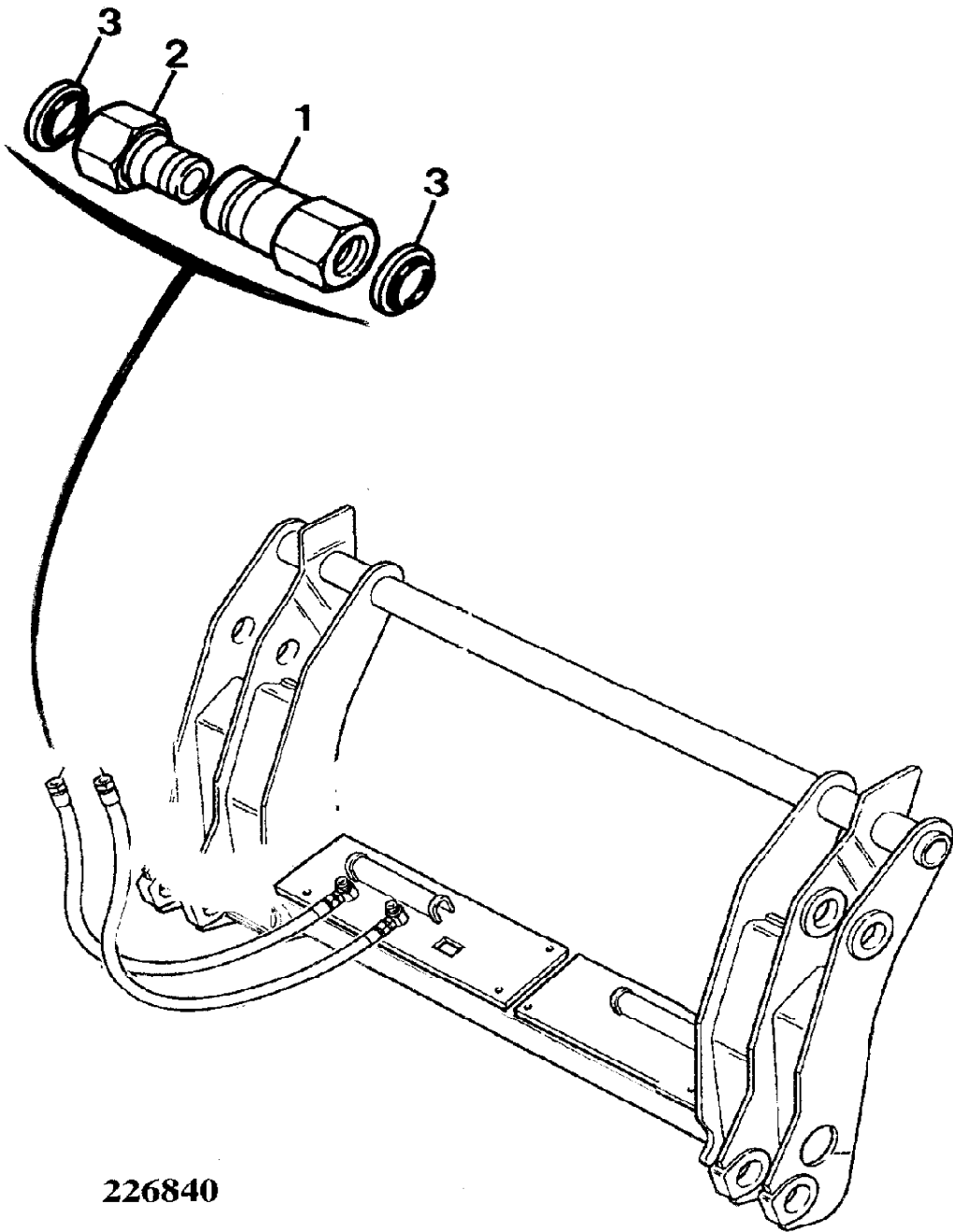
Machine group

From serial no.

To serial no.

.426

426



226840

9802/2740 B1-1-1 CHASSIS FRONT

Illustration

Machines

Top of catalogue

| Item | Part no. | Change No. | Description | Remarks | Usage code | Qty |
|------|------------|------------|----------------------------|--|------------|-----|
| 1 | 335/09350 | Superseded | Chassis, front, HT | | | 1 |
| | 335/90313 | | Chassis, front, HT | | | 1 |
| | 335/09348 | | Chassis, front, HT | Sales special 7672 | | 1 |
| | 335/09351 | Superseded | Chassis, front, ZX | | | 1 |
| | 335/90314 | | Chassis, front, ZX | | | 1 |
| | 335/09348 | | Chassis, front, HT | Sales special 7672 (436 front chassis) | | 1 |
| 5 | . | | 'See Remark' | See E4 for steer rams | | 2 |
| 6 | 911/29700 | | Pin, pivot | | | 2 |
| | 811/90366 | | Pin, pivot, expander | Expander pin service replacement for o/s bore | | 1 |
| 7 | 911/27000 | | Pin, pivot, steer ram rear | | | 2 |
| | 811/90367 | | Pin, pivot, expander | Expander pin service replacement for o/s bore | | 1 |
| 8 | 823/10714 | | Shim | | | 4 |
| 10 | 1315/3712D | | Bolt, M16x50 | | | 2 |
| 10A | 1420/0007D | | Washer, M8 plain | | | 2 |
| 11 | 1370/0603D | | Nut, M16 | | | 2 |
| 12 | 1315/0708D | | Setscrew | | | 2 |
| 13 | 1412/0007D | | Washer, large | | | 4 |
| 14 | 830/00599 | | Spacer | | | 4 |
| 15 | 335/11091 | | Bracket, hose support | | | 1 |
| 16 | 1315/0407D | | Setscrew, M10 x 25mm long | | | 2 |
| 17 | 1370/0303D | | Nut, M10 | | | 2 |
| 18 | 331/17126 | | Plate, clamp | | | 1 |
| 19 | 821/10260 | | Clamp | | | 2 |
| 20 | 1315/3421D | | Bolt, M10x110 | | | 2 |
| 21 | 1420/0008D | | Washer, M10 | | | 6 |
| 22 | 1370/0203D | | Nut, lock | | | 2 |
| 23 | 331/21956 | | Stop, articulation | | | 2 |

| | | | | | | |
|----|------------|------------|---|-------------------------------|--|---|
| 24 | 826/01829 | | Capscrew, M10 x 75 | | | 4 |
| 25 | 1370/0303D | | Nut, M10 | | | 4 |
| 26 | 1420/0008D | | Washer, M10 | | | 4 |
| 31 | 335/02905 | Superseded | Plate, cover, front chassis | | | 1 |
| | 331/62315 | | Plate, cover, front chassis | | | 1 |
| 32 | 1420/0006D | | Washer, M6 plain | | | 8 |
| 33 | 826/11079 | | Setscrew, flange head, dacromet M10 x 20mm | | | 4 |
| 34 | 918/10008 | | Chain, retention | | | 2 |
| | 918/10036 | | Chain, retention | Replaces 918/10008 | | 2 |
| 35 | 1315/0210D | | Setscrew | | | 4 |
| 36 | 826/01249 | | Nut, M10 rivet | | | 4 |
| 39 | 331/21954 | | Plate, striker | | | 2 |
| 40 | 821/00350 | | Clamp | | | 4 |
| 41 | 1370/0103D | | Nut, M6 lock | | | 4 |
| 42 | 265/01946 | | Mat, apron | Option in place of item 31 | | 1 |
| 43 | 1315/0409Z | | Screw, hex. head | | | 2 |
| 44 | 826/01526 | | Screw, thumb | | | 2 |
| 45 | 1412/0004Z | | Washer | | | 4 |
| 46 | 823/00480 | | Retainer | | | 2 |
| 47 | 826/01249 | | Nut, M10 rivet | | | 4 |

Machine groups

Details

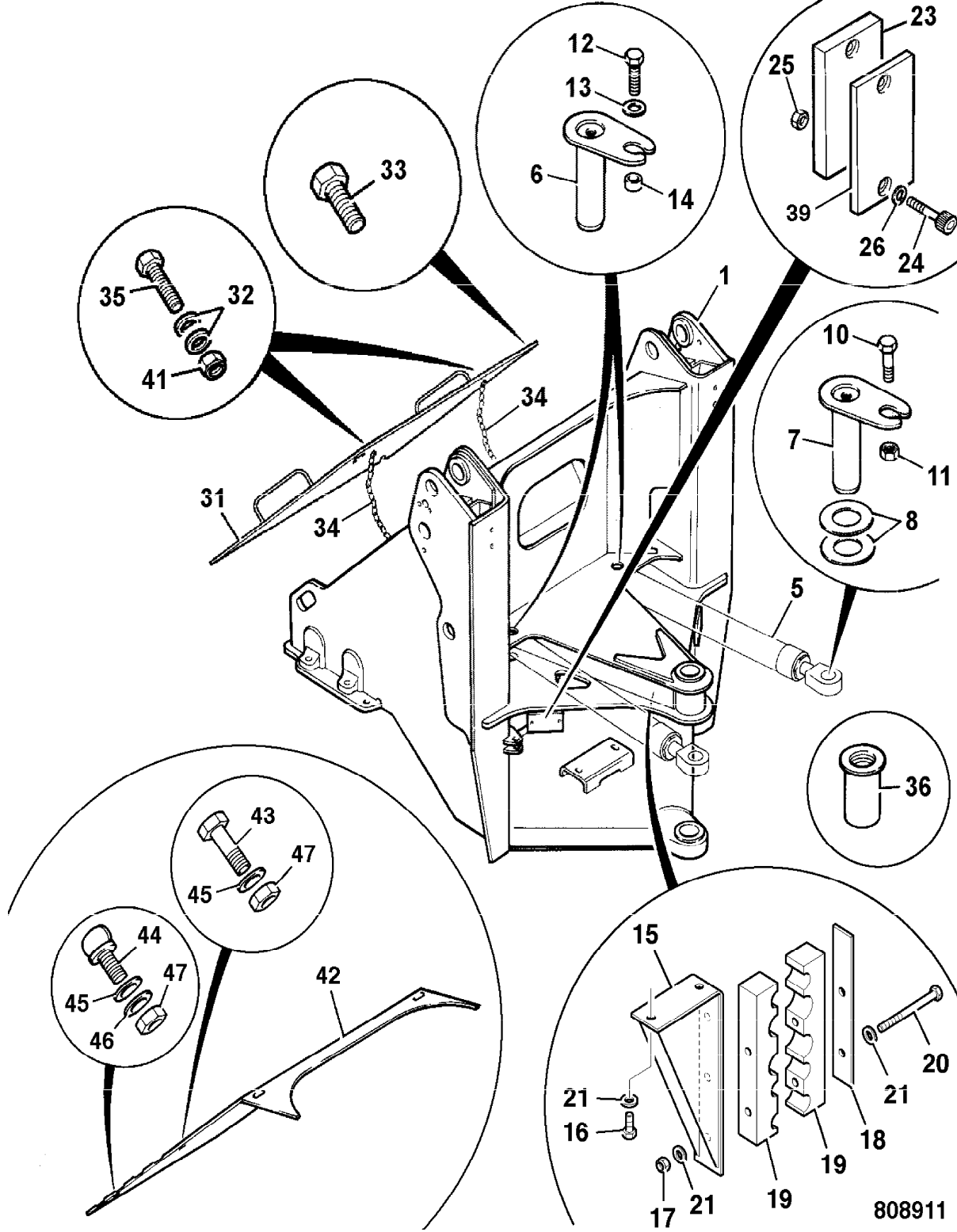
Machine group

From serial no.

To serial no.

.426

426



9802/2740 B1-10-1 FENDERS, FRONT

Illustration

Machines

Top of catalogue

| Item | Part no. | Change No. | Description | Remarks | Usage code | Qty |
|------|------------|------------|-----------------------------|---------|------------|-----|
| 1 | 335/09994 | | Fender, front, left side | | | 1 |
| 2 | 335/09995 | | Fender, front, right side | | | 1 |
| 7 | 335/11116 | | Plate, mounting, left side | | | 1 |
| 8 | 335/11117 | | Plate, mounting, right side | | | 1 |
| 9 | 346/00228 | | Trim, fender, LH | | | 1 |
| 10 | 346/00229 | | Trim, fender, RH | | | 1 |
| 15 | 1315/0710D | | Setscrew | | | 6 |
| 16 | 1420/0011D | | Washer, M16 | | | 6 |
| 20 | 1315/0407D | | Setscrew, M10 x 25mm long | | | 8 |
| 21 | 1420/0008D | | Washer, M10 | | | 12 |
| 22 | 1370/0303D | | Nut, M10 | | | 8 |
| 27 | 331/54464 | | Mudflap, front | | | 2 |
| 29 | 331/54656 | | Strip, mudflap front, upper | | | 2 |
| 30 | 331/54824 | | Strip, mudflap front, lower | | | 4 |
| 34 | 826/11357 | | Screw, button head, M8 x 30 | | | 6 |
| 36 | 1420/0007D | | Washer, M8 plain | | | 9 |
| 37 | 1370/0203D | | Nut, lock | | | 9 |
| 38 | 826/11330 | | Rivet, plastic | | | 9 |

Machine groups

Details

Machine group

From serial no.

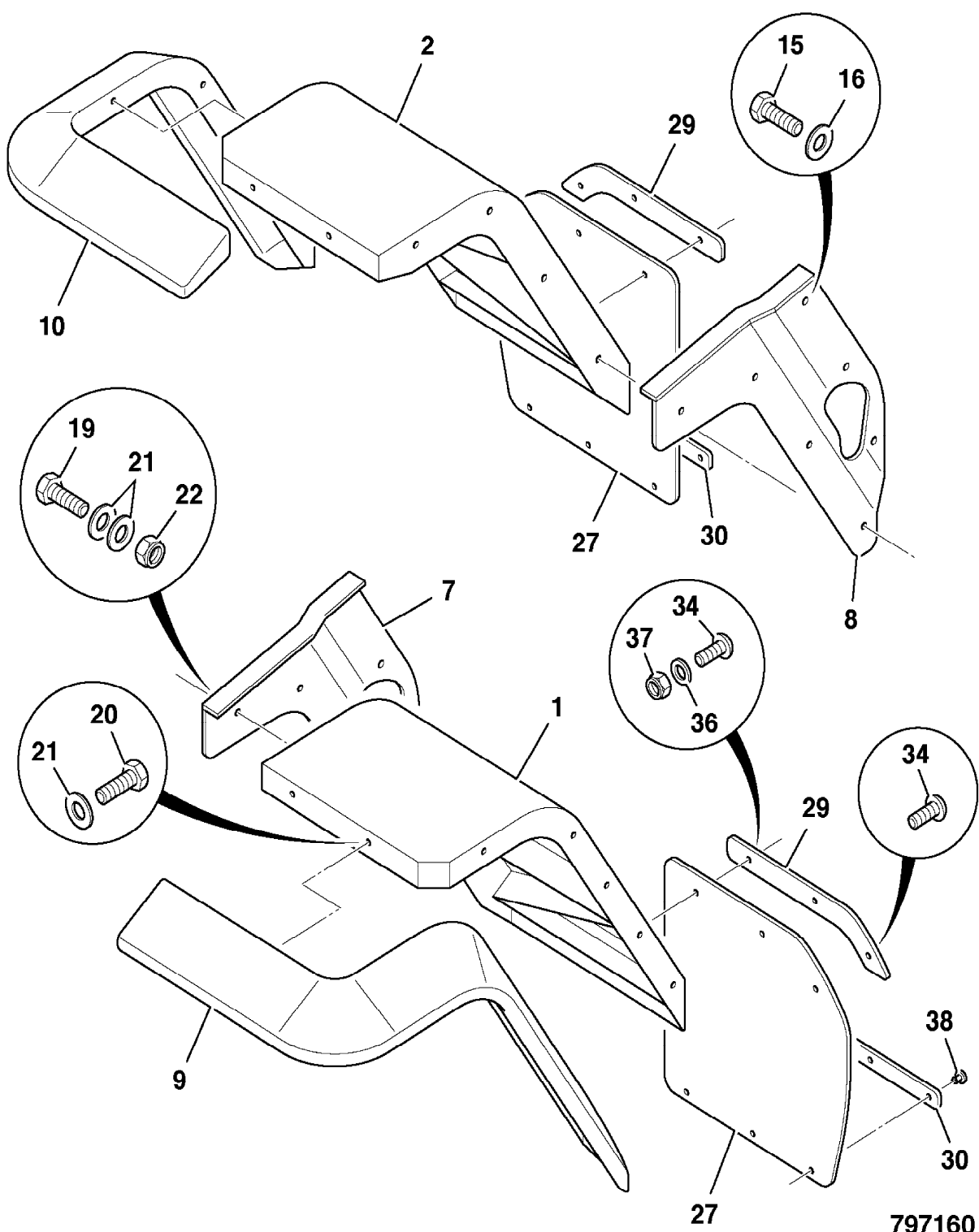
To serial no.

.426

1231602

426

1231602



797160

9802/2740 B1-10-2 FENDERS, FRONT

Illustration

Machines

Top of catalogue

| Item | Part no. | Change No. | Description | Remarks | Usage code | Qty |
|------|------------|------------|-----------------------------|---------|------------|-----|
| 1 | 335/11728 | | Fender, front, left side | | | 1 |
| 2 | 335/11729 | | Fender, front, right side | | | 1 |
| 7 | 335/11730 | | Plate, mounting, left side | | | 1 |
| 8 | 335/11731 | | Plate, mounting, right side | | | 1 |
| 9 | 346/00228 | | Trim, fender, LH | | | 1 |
| 10 | 346/00229 | | Trim, fender, RH | | | 1 |
| 15 | 1315/0710D | | Setscrew | | | 6 |
| 16 | 1420/0011D | | Washer, M16 | | | 6 |
| 20 | 1315/0407D | | Setscrew, M10 x 25mm long | | | 8 |
| 21 | 1420/0008D | | Washer, M10 | | | 12 |
| 22 | 1370/0303D | | Nut, M10 | | | 8 |
| 27 | 331/54464 | | Mudflap, front | | | 2 |
| 29 | 331/54656 | | Strip, mudflap front, upper | | | 2 |
| 30 | 331/54824 | | Strip, mudflap front, lower | | | 4 |
| 34 | 826/11357 | | Screw, button head, M8 x 30 | | | 6 |
| 36 | 1420/0007D | | Washer, M8 plain | | | 9 |
| 37 | 1370/0203D | | Nut, lock | | | 9 |
| 38 | 826/11330 | | Rivet, plastic | | | 9 |

Machine groups

Details

Machine group

From serial no.

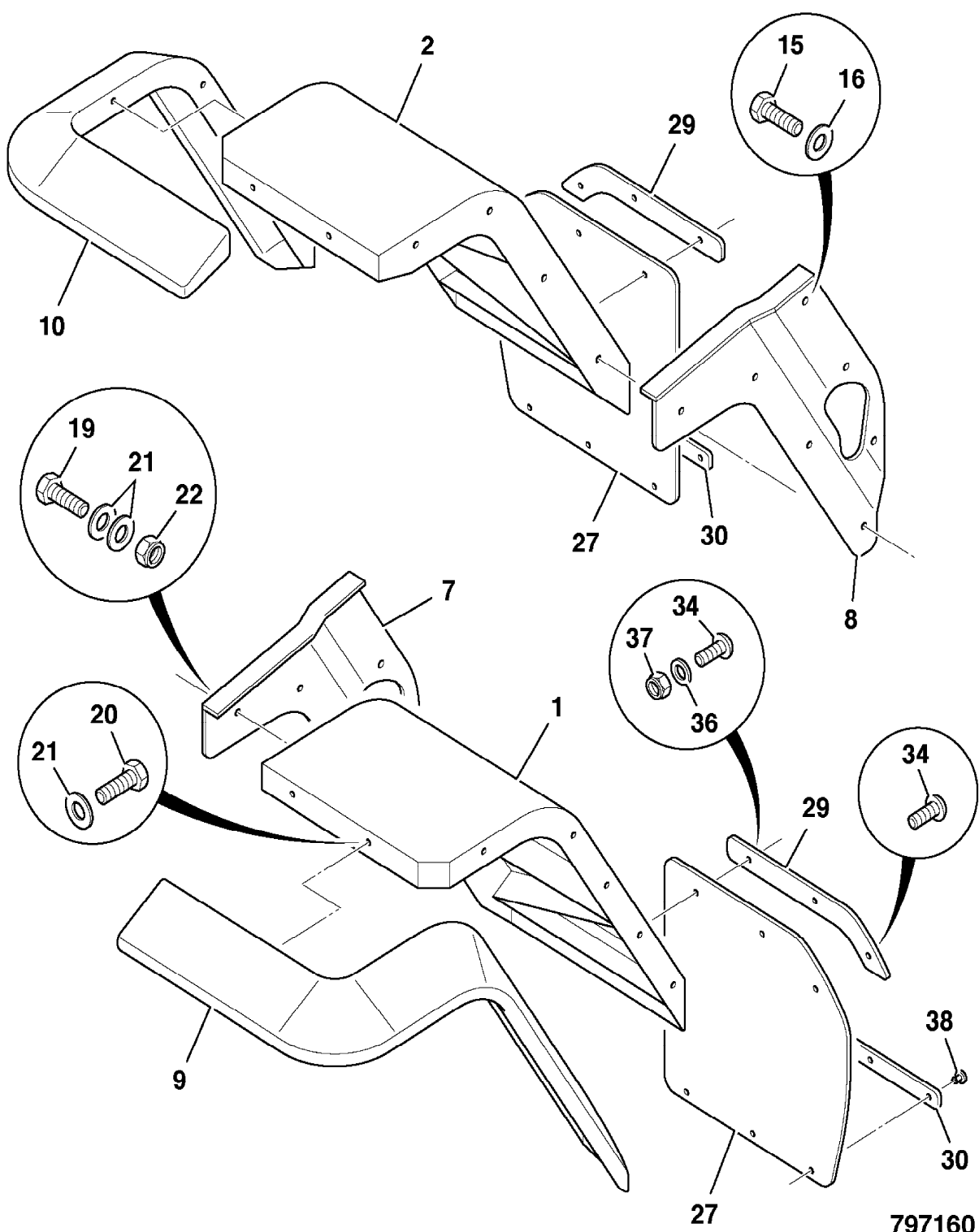
To serial no.

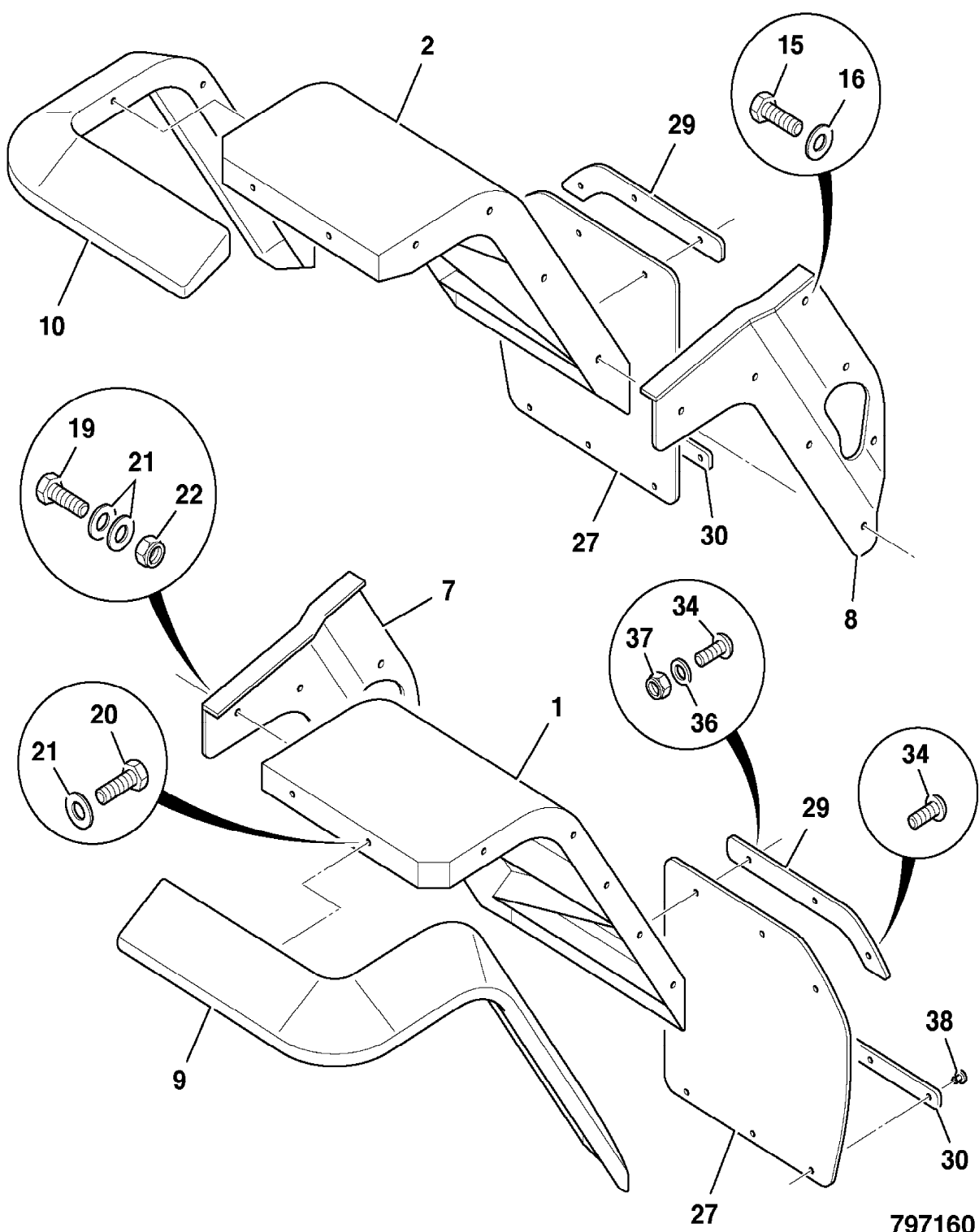
.426

1231603

426

1231603





797160

9802/2740 B1-12-1 FENDERS, REAR

Illustration

Machines

Top of catalogue

| Item | Part no. | Change No. | Description | Remarks | Usage code | Qty |
|------|------------|------------|-------------------------------------|---------|------------|-----|
| 3 | 335/10017 | | Fender, rear lower, left side | | | 1 |
| 4 | 335/10018 | | Fender, rear lower, right side | | | 1 |
| 5 | 335/09376 | | Fender, rear upper, left side | | | 1 |
| 6 | 335/09377 | | Fender, rear upper, right side | | | 1 |
| 11 | 346/00230 | | Trim, rear lower fender, left side | | | 1 |
| 12 | 346/00231 | | Trim, rear lower fender, right side | | | 1 |
| 13 | 346/00232 | | Trim, upper rear fender, left side | | | 1 |
| 14 | 346/00233 | | Trim, upper rear fender, right side | | | 1 |
| 17 | 1315/0408D | | Setscrew, M10 x 30 | | | 16 |
| 18 | 1315/0410D | | Setscrew | | | 2 |
| 19 | 1315/0409D | | Setscrew, M10 x 35mm long | | | 8 |
| 20 | 1315/0407D | | Setscrew, M10 x 25mm long | | | 34 |
| 21 | 1420/0008D | | Washer, M10 | | | 78 |
| 22 | 1370/0303D | | Nut, M10 | | | 26 |
| 23 | 829/30918 | | Spacer, steel, 16mm long | | | 2 |
| 24 | 331/51604 | | Plate, tread | | | 2 |
| 26 | 331/53156 | | Plate, tread, upper | | | 2 |
| 28 | 331/54465 | | Mudflap, rear | | | 2 |
| 30 | 331/54824 | | Strip, mudflap front, lower | | | 4 |
| 31 | 331/54501 | | Strip, clamp | | | 2 |
| 32 | 331/47590 | | Strip, mudflap, rear | | | 2 |
| 33 | 826/01486 | | Screw, M8 x 20, socket type | | | 22 |
| 34 | 826/11357 | | Screw, button head, M8 x 30 | | | 6 |
| 35 | 123/04791 | | Washer, nylon | | | 16 |
| 36 | 1420/0007D | | Washer, M8 plain | | | 14 |
| 37 | 1370/0203D | | Nut, lock | | | 16 |
| 38 | 826/11330 | | Rivet, plastic | | | 12 |
| 39 | 1412/0003D | | Washer, large | | | 8 |

Machine groups

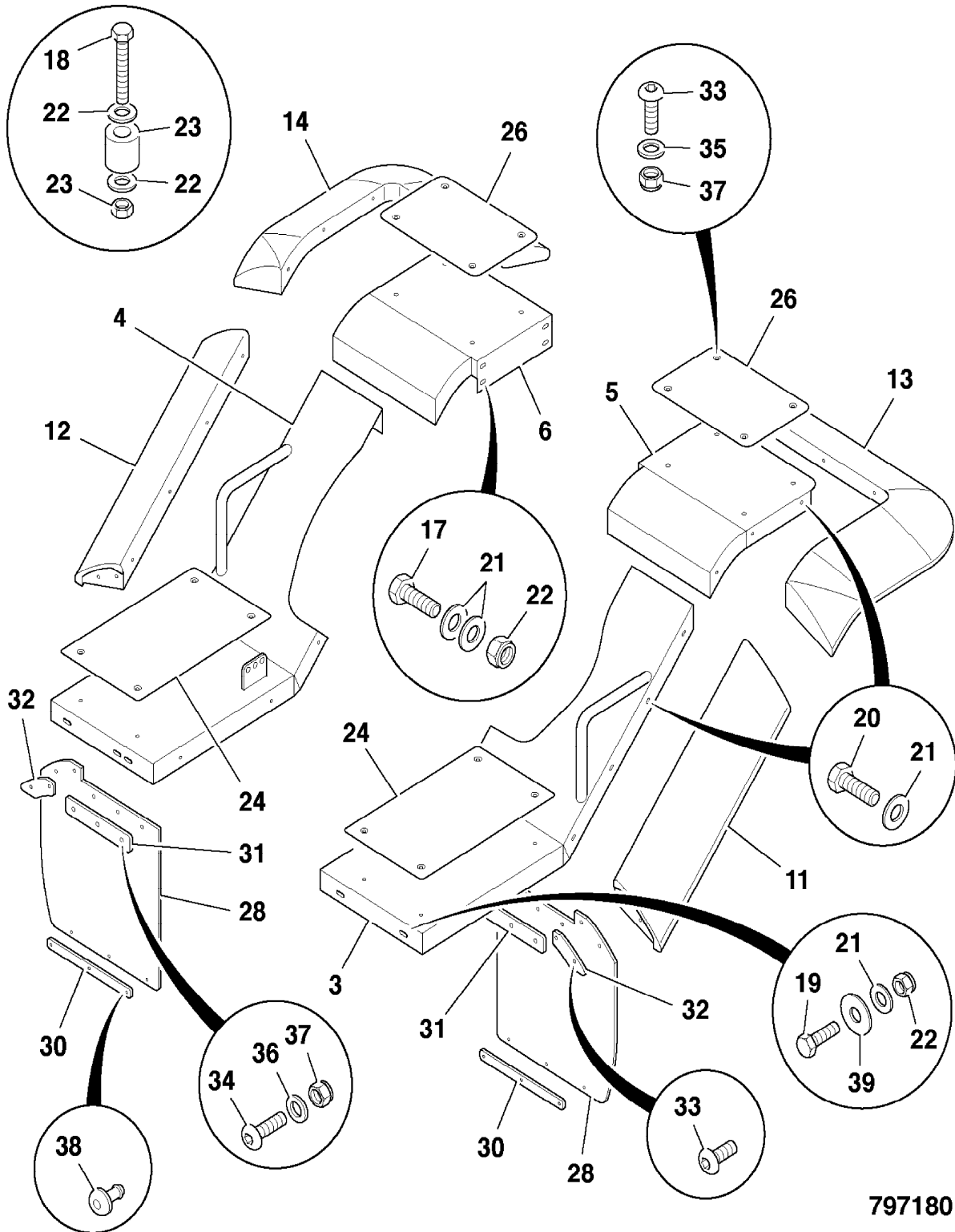
Machine group

From serial no.

To serial no.

.426

426



797180

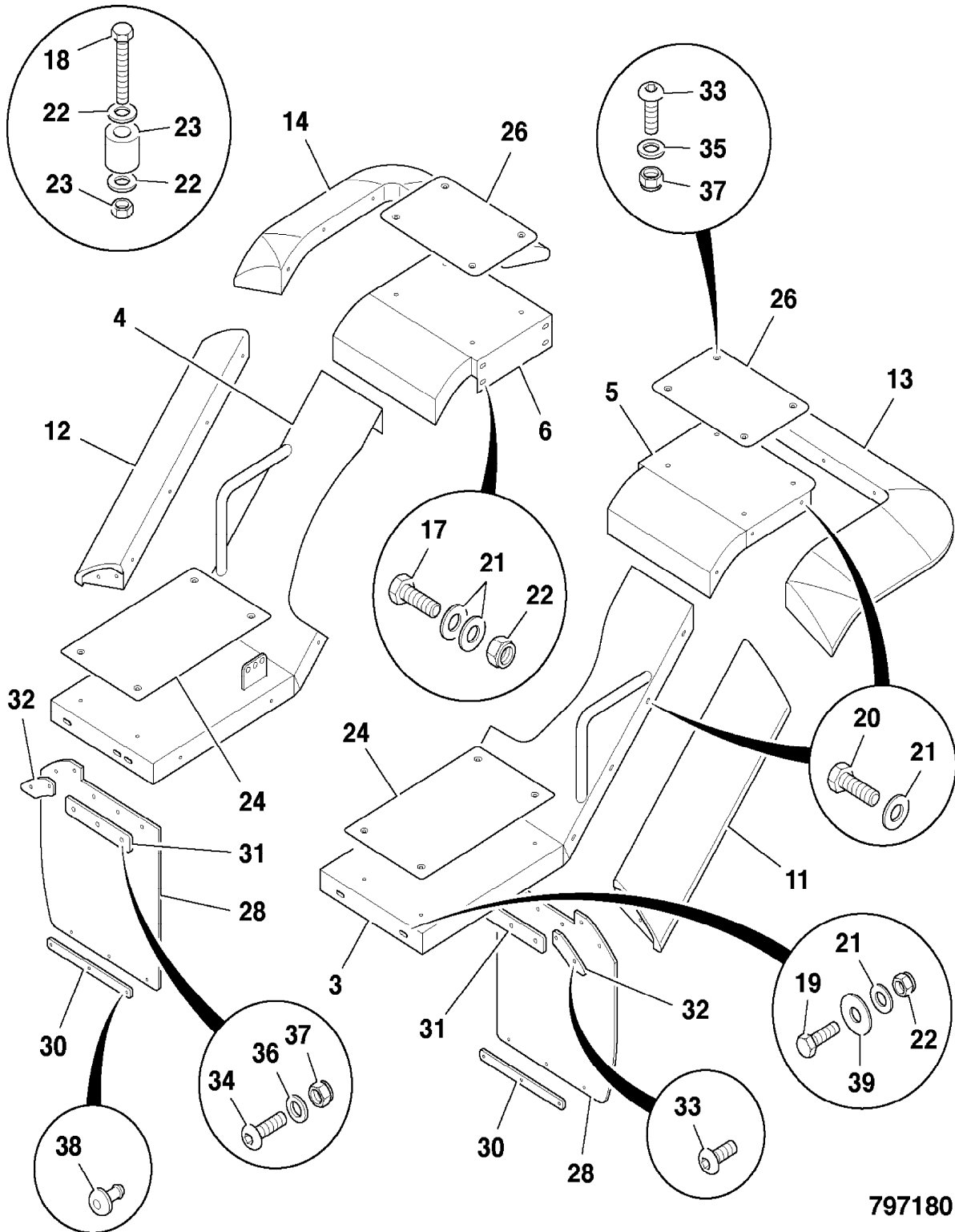
Machine group

From serial no.

To serial no.

.426

426



797180

9802/2740 B1-12-5 FENDERS, REAR, 620 TYRES

Illustration

Machines

Top of catalogue

| Item | Part no. | Change No. | Description | Remarks | Usage code | Qty |
|------|------------|------------|-------------------------------------|---------|------------|-----|
| 3 | 335/09655 | | Fender, rear lower, left side | | | 1 |
| 4 | 335/09656 | | Fender, rear lower, right side | | | 1 |
| 5 | 335/09617 | | Fender, rear upper, left side | | | 1 |
| 6 | 335/09618 | | Fender, rear upper, right side | | | 1 |
| 11 | 346/00230 | | Trim, rear lower fender, left side | | | 1 |
| 12 | 346/00231 | | Trim, rear lower fender, right side | | | 1 |
| 13 | 346/00173 | | Trim, rear upper fender, LH | | | 1 |
| 14 | 346/00174 | | Trim, rear upper fender | | | 1 |
| 17 | 1315/0408D | | Setscrew, M10 x 30 | | | 16 |
| 18 | 1315/0410D | | Setscrew | | | 2 |
| 19 | 1315/0409D | | Setscrew, M10 x 35mm long | | | 8 |
| 20 | 1315/0407D | | Setscrew, M10 x 25mm long | | | 34 |
| 21 | 1420/0008D | | Washer, M10 | | | 78 |
| 22 | 1370/0303D | | Nut, M10 | | | 26 |
| 23 | 829/30918 | | Spacer, steel, 16mm long | | | 2 |
| 24 | 331/51604 | | Plate, tread | | | 2 |
| 26 | 331/45222 | | Plate, tread | | | 2 |
| 28 | 331/58383 | | Mudflap, rear | | | 2 |
| 30 | 331/54824 | | Strip, mudflap front, lower | | | 2 |
| 31 | 331/54501 | | Strip, clamp | | | 2 |
| 32 | 331/47590 | | Strip, mudflap, rear | | | 2 |
| 33 | 826/01486 | | Screw, M8 x 20, socket type | | | 22 |
| 34 | 826/11357 | | Screw, button head, M8 x 30 | | | 6 |
| 35 | 123/04791 | | Washer, nylon | | | 16 |
| 36 | 1420/0007D | | Washer, M8 plain | | | 14 |
| 37 | 1370/0203D | | Nut, lock | | | 16 |
| 38 | 826/11330 | | Rivet, plastic | | | 12 |
| 39 | 1412/0003D | | Washer, large | | | 8 |

Machine groups

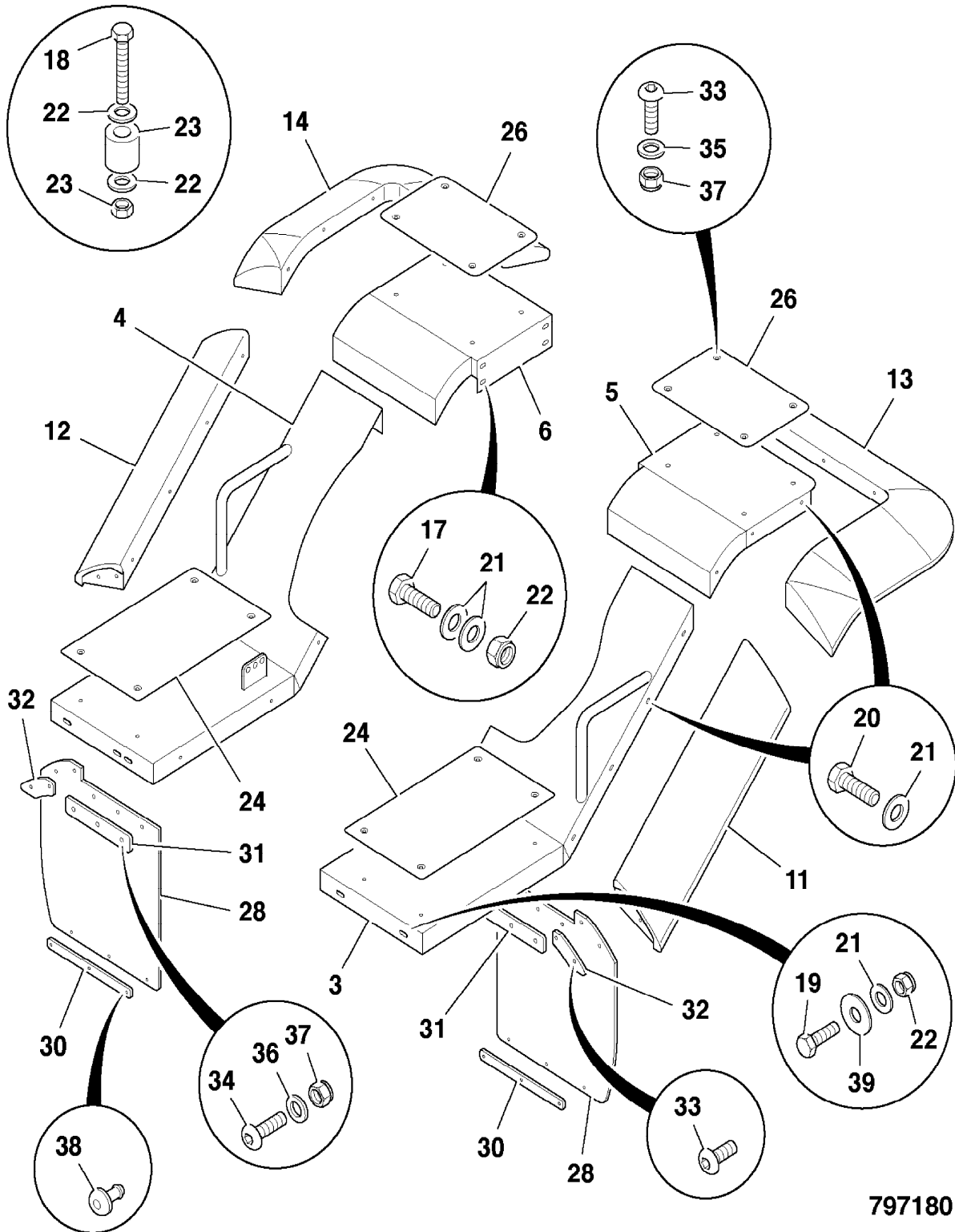
Machine group

From serial no.

To serial no.

.426

426



797180

9802/2740 B1-13-1 GUARDS, REAR LIGHTS

Illustration

Machines

Top of catalogue

| Item | Part no. | Change No. | Description | Remarks | Usage code | Qty |
|------|------------|------------|-------------------------|---------|------------|-----|
| 1 | 335/09583 | | Guard, rear light, LH | | | 1 |
| | 335/09719 | | Guard, rear light, RH | | | 1 |
| 2 | 335/09591 | | Bracket, rear light, LH | | | 1 |
| | 335/09728 | | Bracket, rear light, RH | | | 1 |
| 3 | 1315/0207D | | Screw, M6 x 25mm | | | 8 |
| 4 | 1370/0103D | | Nut, M6 lock | | | 8 |
| 5 | 1420/0006D | | Washer, M6 plain | | | 16 |

Machine groups

Details

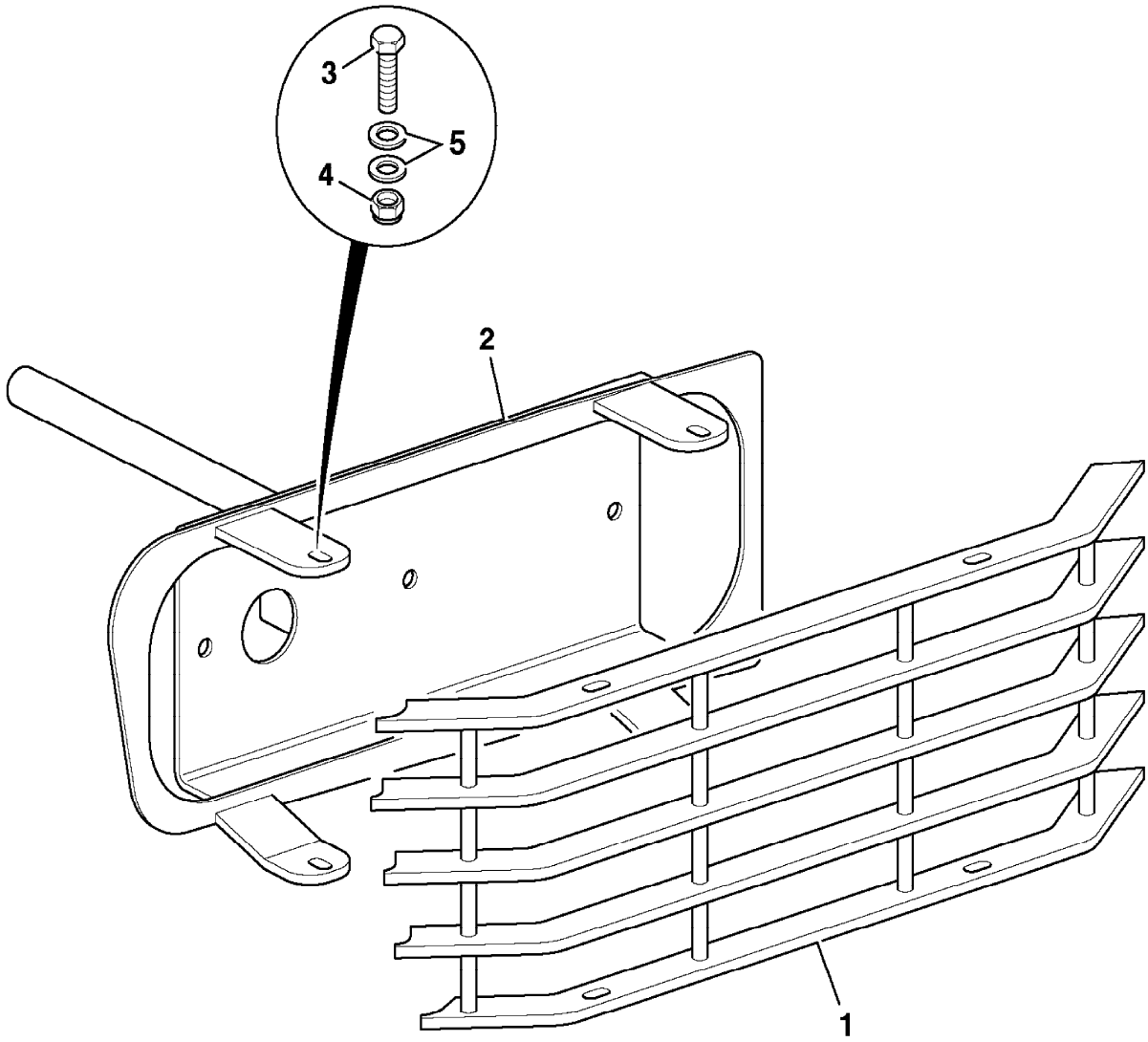
Machine group

From serial no.

To serial no.

.426

426



796770

9802/2740 B1-14-1 MOUNTINGS, REAR LIGHTS

Illustration

Machines

Top of catalogue

| Item | Part no. | Change No. | Description | Remarks | Usage code | Qty |
|------|------------|------------|----------------------------------|--------------------|------------|-----|
| 1 | 335/08734 | | Bracket, rear light, LH | | | 1 |
| | 335/08735 | | Bracket, rear light, RH | | | 1 |
| | 335/09816 | | Bracket, rear light blanking, LH | Sales special 8219 | | 1 |
| | 335/09819 | | Bracket, rear light blanking, RH | Sales special 8219 | | 1 |
| 2 | 1412/0003D | | Washer, large | | | 2 |
| 3 | 1315/3314D | | Bolt | | | 2 |
| 4 | 1420/0007D | | Washer, M8 plain | | | 2 |

Machine groups

Details

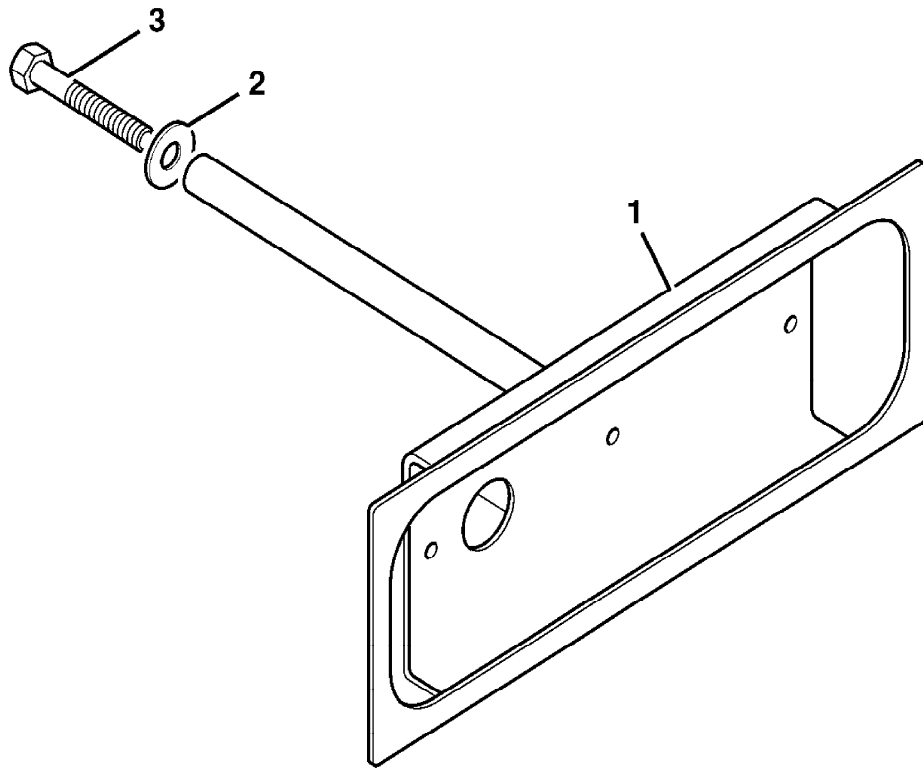
Machine group

From serial no.

To serial no.

.426

426



377320

9802/2740 B1-15-1 COUNTERWEIGHT

Illustration

Machines

Top of catalogue

| Item | Part no. | Change No. | Description | Remarks | Usage code | Qty |
|------|------------|------------|--------------------|---------|------------|-----|
| 1 | 331/53535 | | Counterweight | | | 1 |
| 2 | 1315/4036D | | Bolt | | | 2 |
| 3 | 1315/4024D | | Bolt, M24x140mm lg | | | 2 |
| 4 | 823/10643 | | Washer, 8mm thick | | | 4 |
| 5 | 1420/0014D | | Washer | | | 8 |
| 6 | 1370/0903D | | Nut, lock M24 | | | 4 |
| 11 | 268/00172 | | Pin, towing | | | 1 |
| 12 | 265/00739 | | Wire, retaining | | | 1 |
| 14 | 826/00512 | | Pin, lynch | | | 1 |
| 15 | 331/50791 | | Bracket | | | 1 |
| 16 | 1315/4024D | | Bolt, M24x140mm lg | | | 2 |
| 17 | 1370/0901D | | Nut | | | 2 |
| 18 | 1422/0014D | | Washer | | | 2 |
| 19 | 835/00170 | | Plug, yellow, M30 | | | 2 |

Machine groups

Details

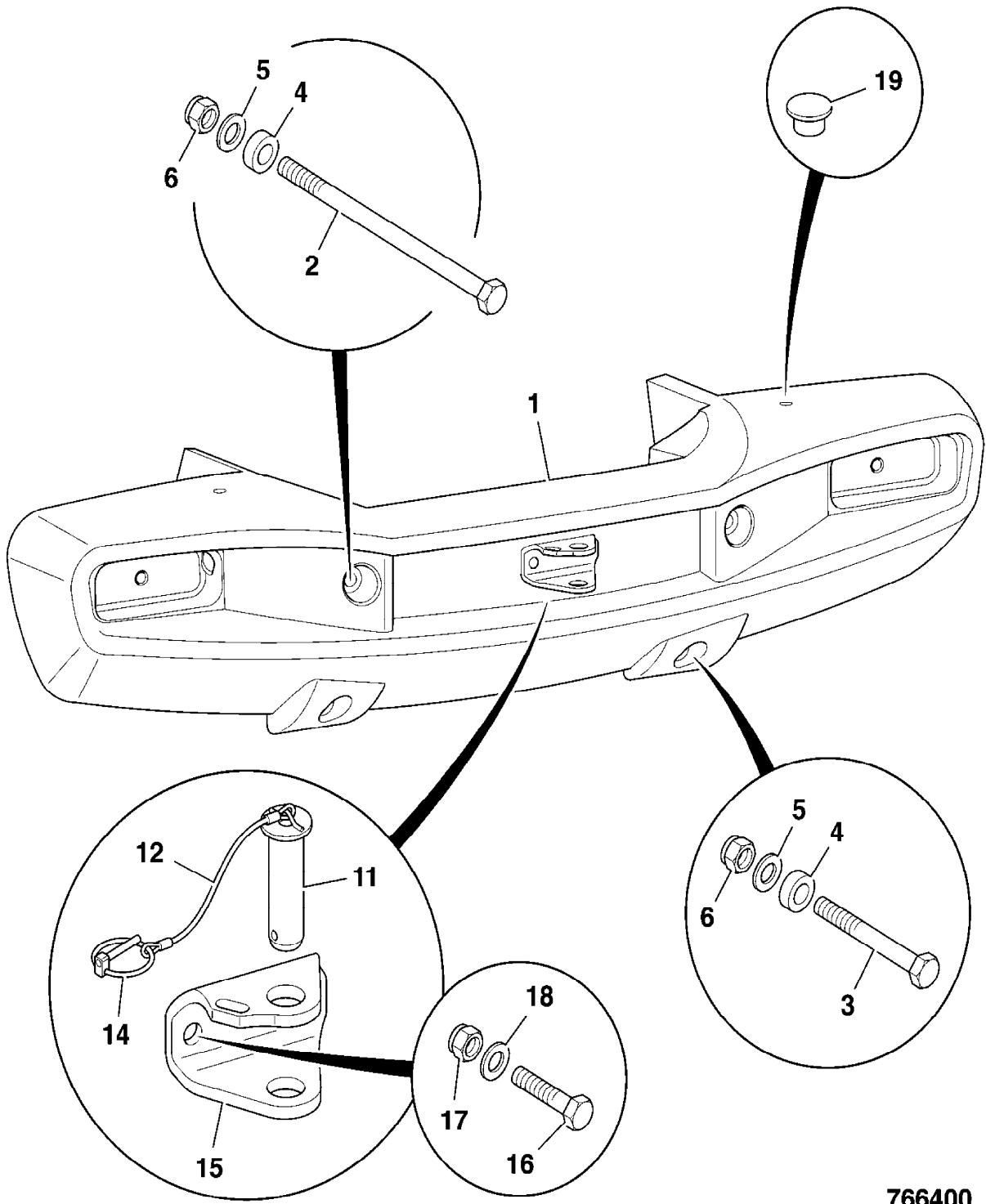
Machine group

From serial no.

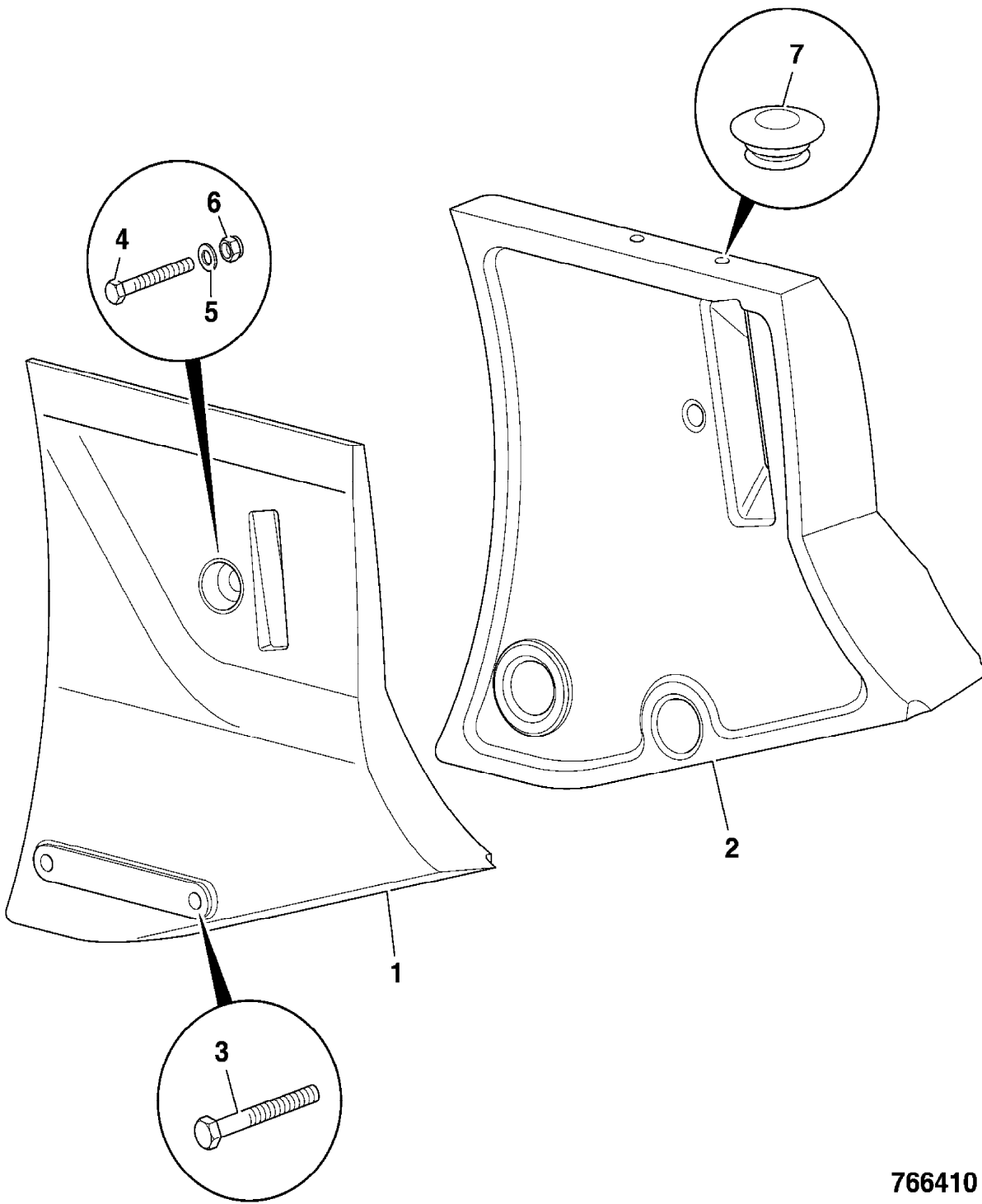
To serial no.

.426

426



766400



766410

9802/2740 B1-17-1 CORNER CASTINGS, REAR CHASSIS

Illustration

Machines

Top of catalogue

| Item | Part no. | Change No. | Description | Remarks | Usage code | Qty |
|------|------------|------------|--------------------------|---------|------------|-----|
| 1 | 331/49704 | | Casting, rear corner, LH | | | 1 |
| 2 | 331/49705 | | Casting, rear corner, RH | | | 1 |
| 3 | 1315/3412D | | Bolt, M10 x 50 | | | 6 |
| 4 | 1370/0303D | | Nut, M10 | | | 6 |
| 5 | 1420/0008D | | Washer, M10 | | | 12 |

Machine groups

Details

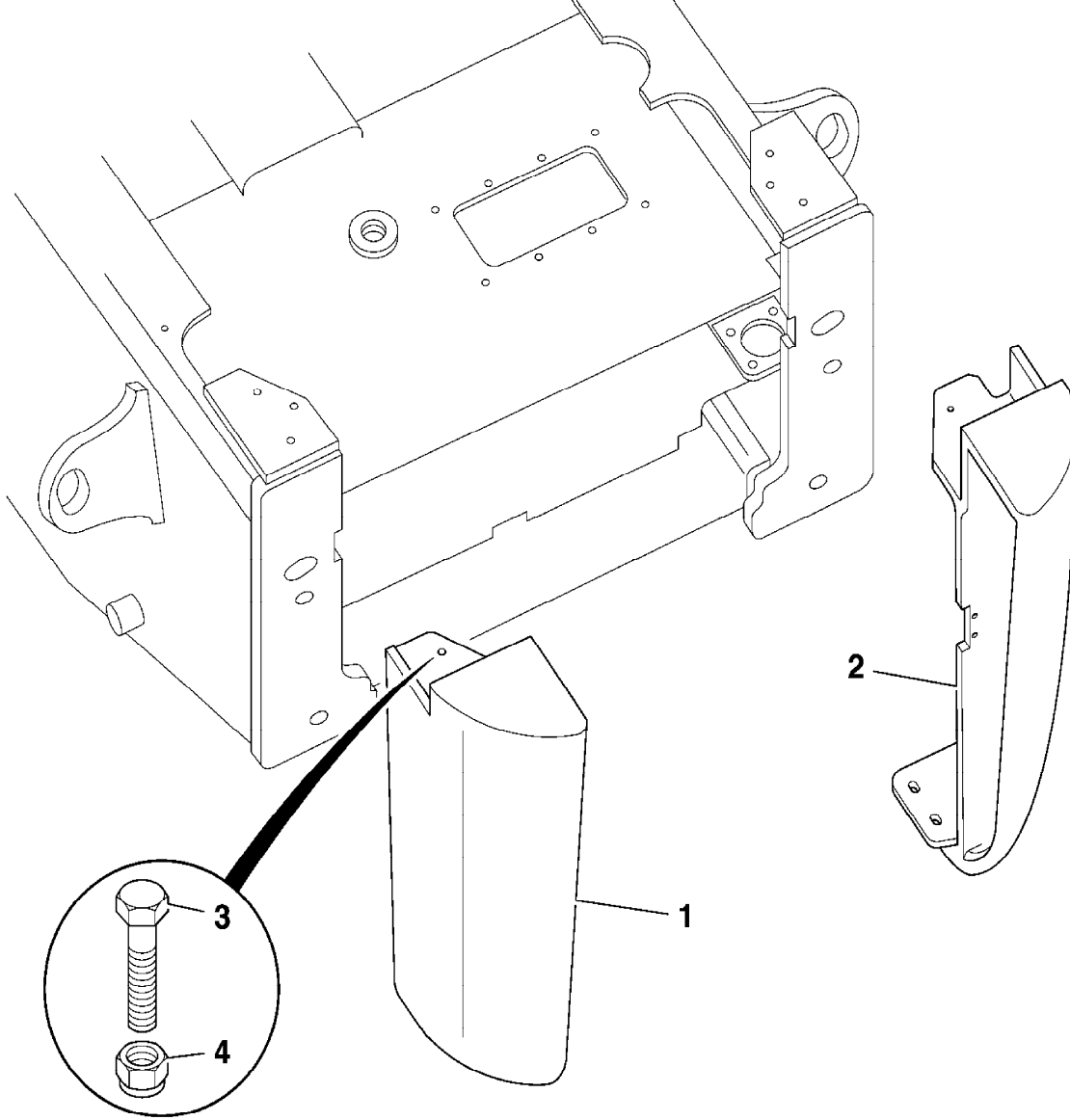
Machine group

From serial no.

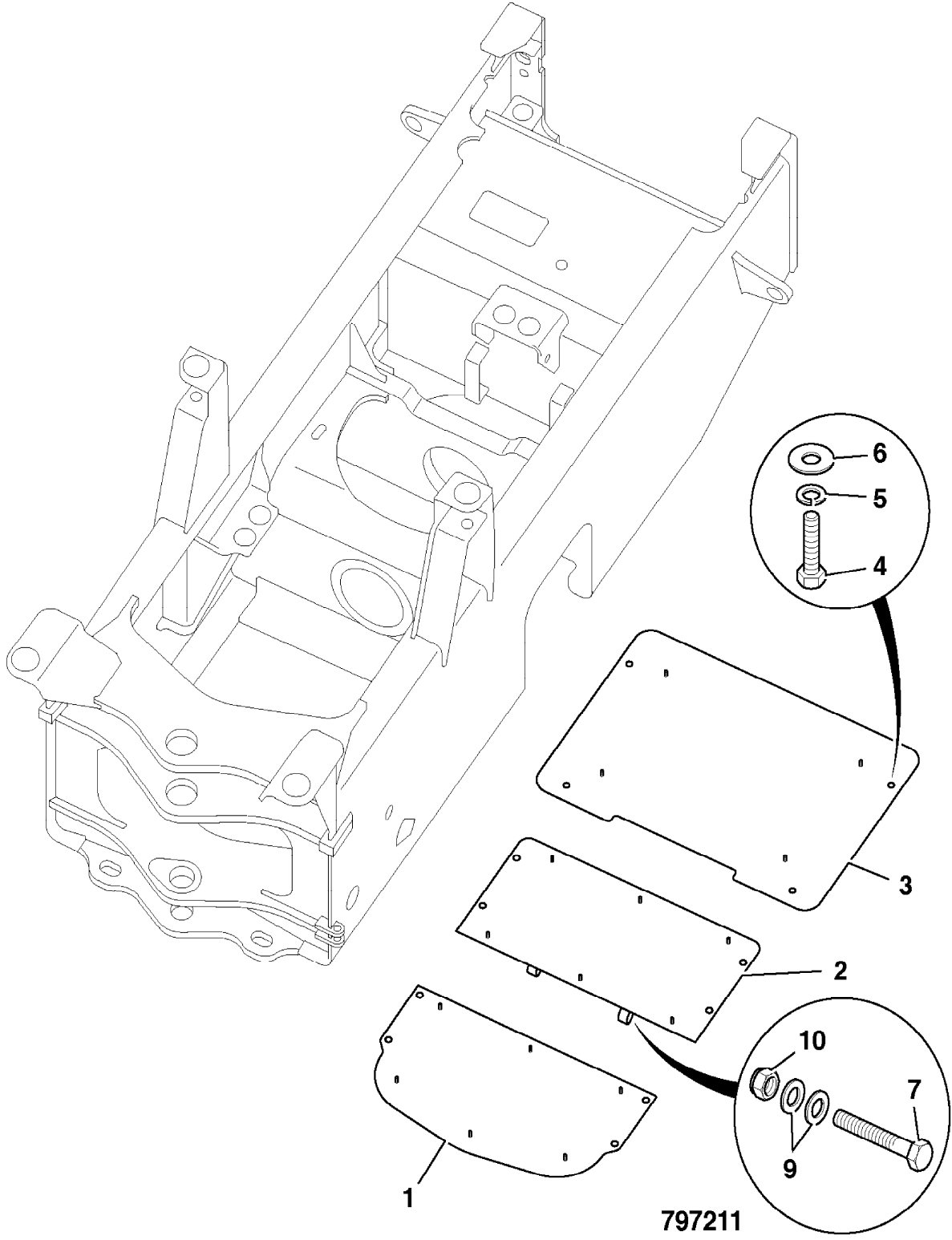
To serial no.

.426

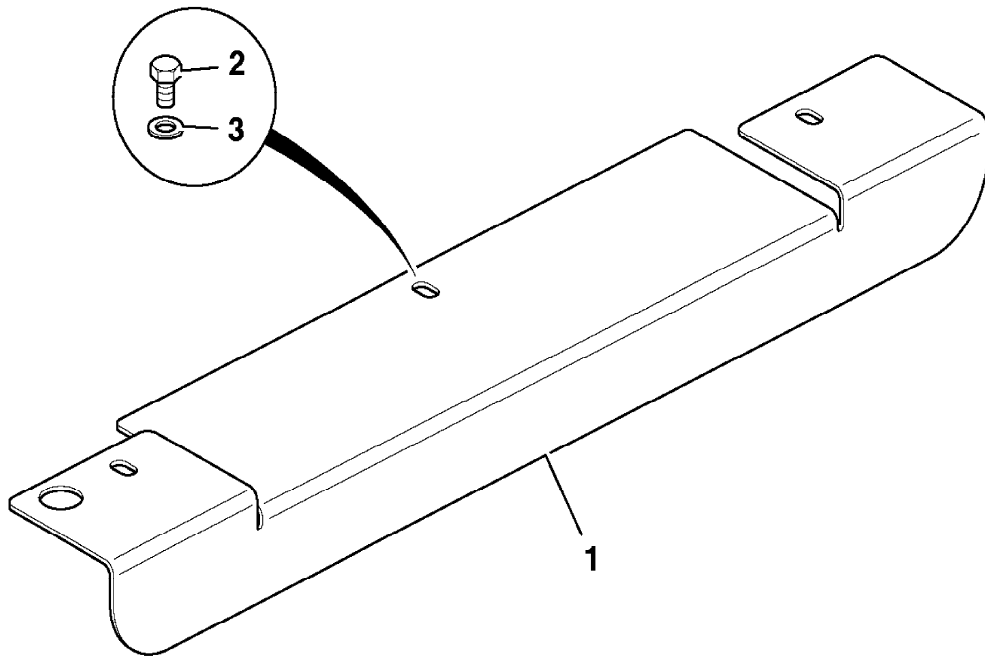
426



790680



797211



797090

9802/2740 B1-2-1 CHASSIS REAR

Illustration

Machines

Top of catalogue

| Item | Part no. | Change No. | Description | Remarks | Usage code | Qty |
|------|------------|------------|---|------------------------------|------------|-----|
| 1 | 335/09310 | | Chassis, rear | | | 1 |
| 2 | 269/10052 | | Cover, access | | | 2 |
| | 826/00972 | | :Rivet, nut, blind | | | 20 |
| 3 | 813/00434 | | Gasket, access cover | | | 2 |
| 5 | 1315/0208Z | | Screw, M6 x 30mm long | | | 10 |
| 6 | 1420/0006Z | | Washer, M6 | | | 10 |
| 7 | 821/00186 | | Clamp, top | | | 1 |
| 8 | 123/08053 | | Gauge, sight | | | 1 |
| 9 | 638/80000 | | Hose, assembly | | | 1 |
| 10 | 668/40001 | | Pipe, assembly | | | 1 |
| 11 | 274/01052 | | Cap, hydraulic | | | 1 |
| 11A | 32/925592 | | Breather | | | 1 |
| 12 | 1315/0407D | | Setscrew, M10 x 25mm long | | | 4 |
| 13 | 1420/0008D | | Washer, M10 | | | 4 |
| 14 | . | | 'See Remark' | Not fitted. See page E1-19-1 | | 1 |
| 15 | 821/00187 | | Clamp, base | | | 1 |
| 16 | 1604/0008 | | Adapter | | | 1 |
| 17 | 1406/0026 | | Washer, seal | | | 1 |
| 18 | 32/901100 | | Strainer | | | 2 |
| 19 | 1315/3520Z | | Bolt, M12 x 100mm | | | 2 |
| 20 | 1420/0009Z | | Washer, Plain M12 | | | 2 |
| 21 | 32/925390 | | Plug, drain | | | 2 |
| 25 | 581/18071 | | Filter, assembly, hydraulic | | | 1 |
| 26 | 331/54110 | | Stay, articulation | | | 1 |
| | 269/30247 | | Stay, articulation | | | 1 |
| 28 | 265/00455 | | Cap, filler, diesel | | | 1 |
| | 123/05892 | | Cap, filler, lockable, supplied without key | | | 1 |
| | 123/06343 | | Seal | For both caps | | 1 |
| | 701/45501 | | Key, Door/Ignition, Ref 14657 | | | 1 |
| 29 | 911/19400 | | :Pin, pivot | | | 2 |
| 30 | 716/30128 | | Sender, temperature | | | 1 |
| 36 | 1315/3818Z | | Bolt, M20 x 80mm | | | 1 |
| 37 | 1370/0703Z | | Nut, M20 | | | 1 |
| 38 | 1406/0024 | | Washer, bonded | | | 1 |
| 39 | 2301/0015 | | O Ring | | | 1 |
| 40 | 331/57047 | | Plate, closing | | | 1 |
| 41 | 1315/0403D | | Setscrew | | | 5 |

| | | | | | | |
|----|------------|--|-------------------------------|--|--|-----|
| 42 | 1412/0008D | | Washer, WASHER 3/4in LARGE | | | 5 |
| 51 | 926/50402 | | Strip, edging, 550mm | | | 1 |
| 52 | 926/50402 | | Strip, edging, 550mm | Cut to 320mm | | 2 |
| 54 | 1315/0411D | | Screw, set M10X45 | | | 2 |
| 55 | 1425/0008D | | Washer, spring, M10 | | | 2 |
| 56 | 835/10127 | | Plug, blanking, 28mm dia. | | | 2 |
| 57 | 926/08300 | | Strip, edging | Fitted to side plate 1200mm long | | A/R |
| 58 | 926/00600 | | Grommet, Flexiform | Axle bay | | 1 |

Machine groups

Details

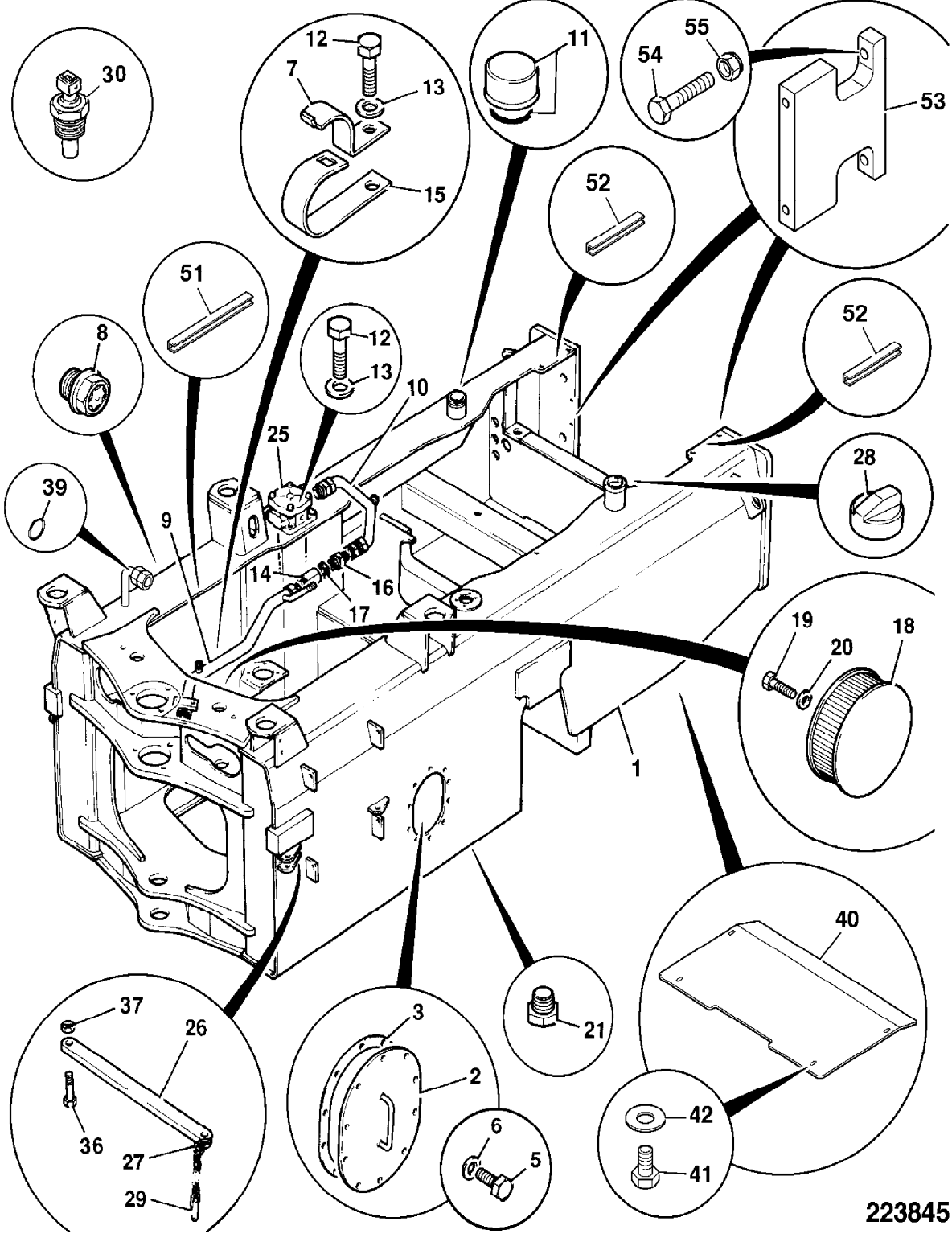
Machine group

From serial no.

To serial no.

.426

426



223845

9802/2740 B1-2-5 CHASSIS REAR, CLOSING PANELS

Illustration

Machines

Top of catalogue

| Item | Part no. | Change No. | Description | Remarks | Usage code | Qty |
|------|------------|------------|----------------------------|---------|------------|-----|
| 1 | 331/56578 | | Panel, closing, left side | | | 1 |
| 2 | 331/56579 | | Panel, closing, right side | | | 1 |
| 3 | 331/56592 | | Bracket | | | 2 |
| 4 | 1315/0305D | | Screw, set M8x20 | | | 6 |
| 5 | 1370/0203D | | Nut, lock | | | 2 |
| 6 | 1420/0007D | | Washer, M8 plain | | | 8 |
| 7 | 1315/0407D | | Setscrew, M10 x 25mm long | | | 2 |
| 8 | 1370/0303D | | Nut, M10 | | | 2 |
| 9 | 1420/0008D | | Washer, M10 | | | 4 |

Machine groups

Details

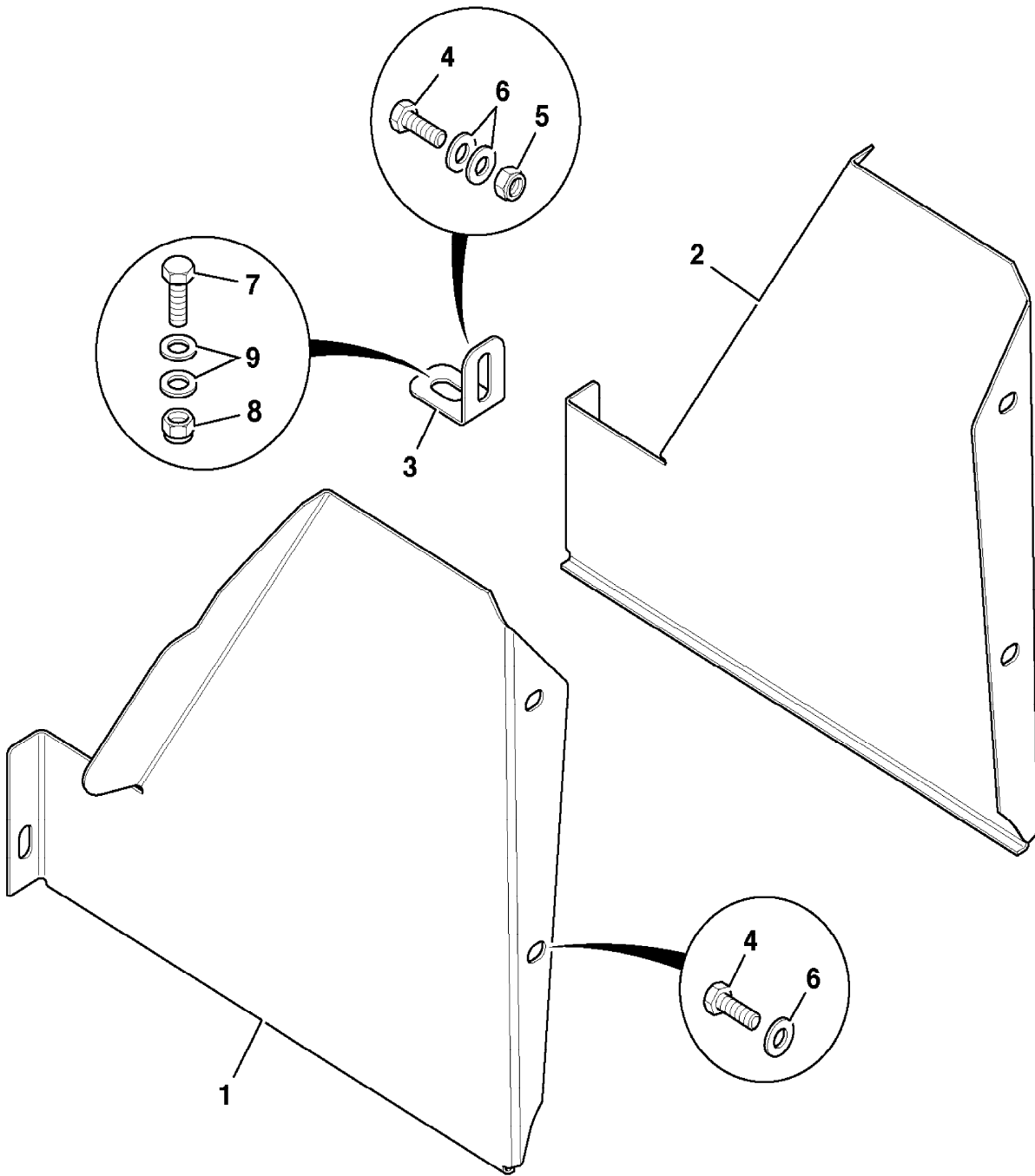
Machine group

From serial no.

To serial no.

.426

426



808900

9802/2740 B1-20-1 SOUNDPROOFING, ENGINE COVER

Illustration

Machines

Top of catalogue

| Item | Part no. | Change No. | Description | Remarks | Usage code | Qty |
|------|-----------|------------|--------------------------------------|---------|------------|-----|
| 1 | 331/51586 | | Panel, soundproofing, LH upper door | | | 1 |
| 2 | 331/51587 | | Panel, soundproofing, RH upper door | | | 1 |
| 4 | 331/57075 | | Panel, soundproofing | | | 2 |
| 5 | 331/51590 | | Panel, soundproofing, LH lower door | | | 1 |
| 6 | 331/51591 | | Panel, soundproofing, RH lower door | | | 1 |
| 7 | 331/51640 | | Panel, soundproofing, fixed panel | | | 2 |
| 8 | 331/51675 | | Panel, soundproofing, front bulkhead | | | 1 |
| 11 | 826/01308 | | Retainer, insulation | | | A/R |

Machine groups

Details

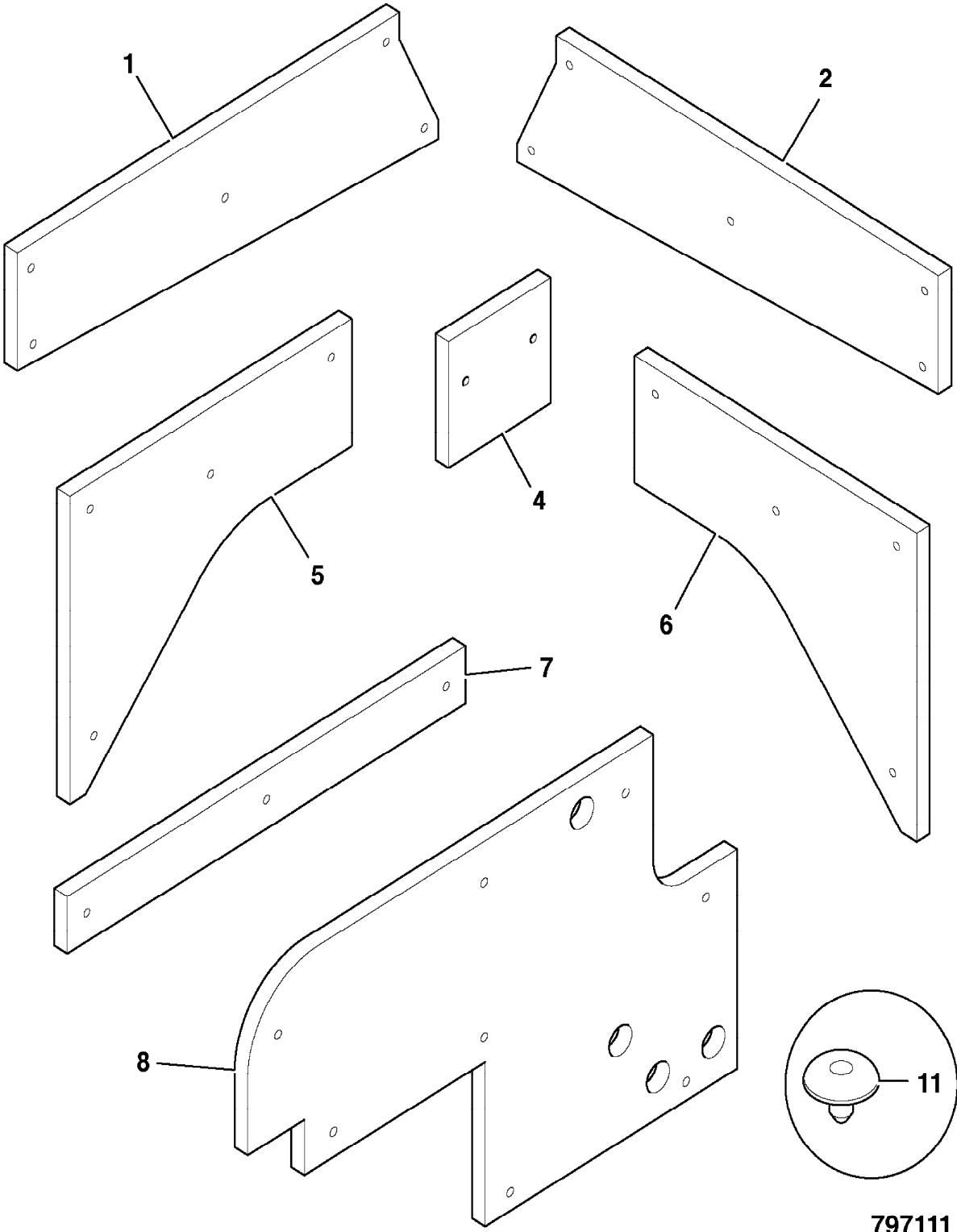
Machine group

From serial no.

To serial no.

.426

426



797111

9802/2740 B1-21-1 FUEL SENDER

Illustration

Machines

Top of catalogue

| Item | Part no. | Change No. | Description | Remarks | Usage code | Qty |
|------|------------|------------|--------------|---------|------------|-----|
| 1 | 704/50092 | | Sender, fuel | | | 1 |
| 1A | 813/10225 | | :Gasket | | | 1 |
| 2 | 1315/0103D | | Screw | | | 4 |
| 3 | 1420/0005D | | Washer | | | 4 |

Machine groups

Details

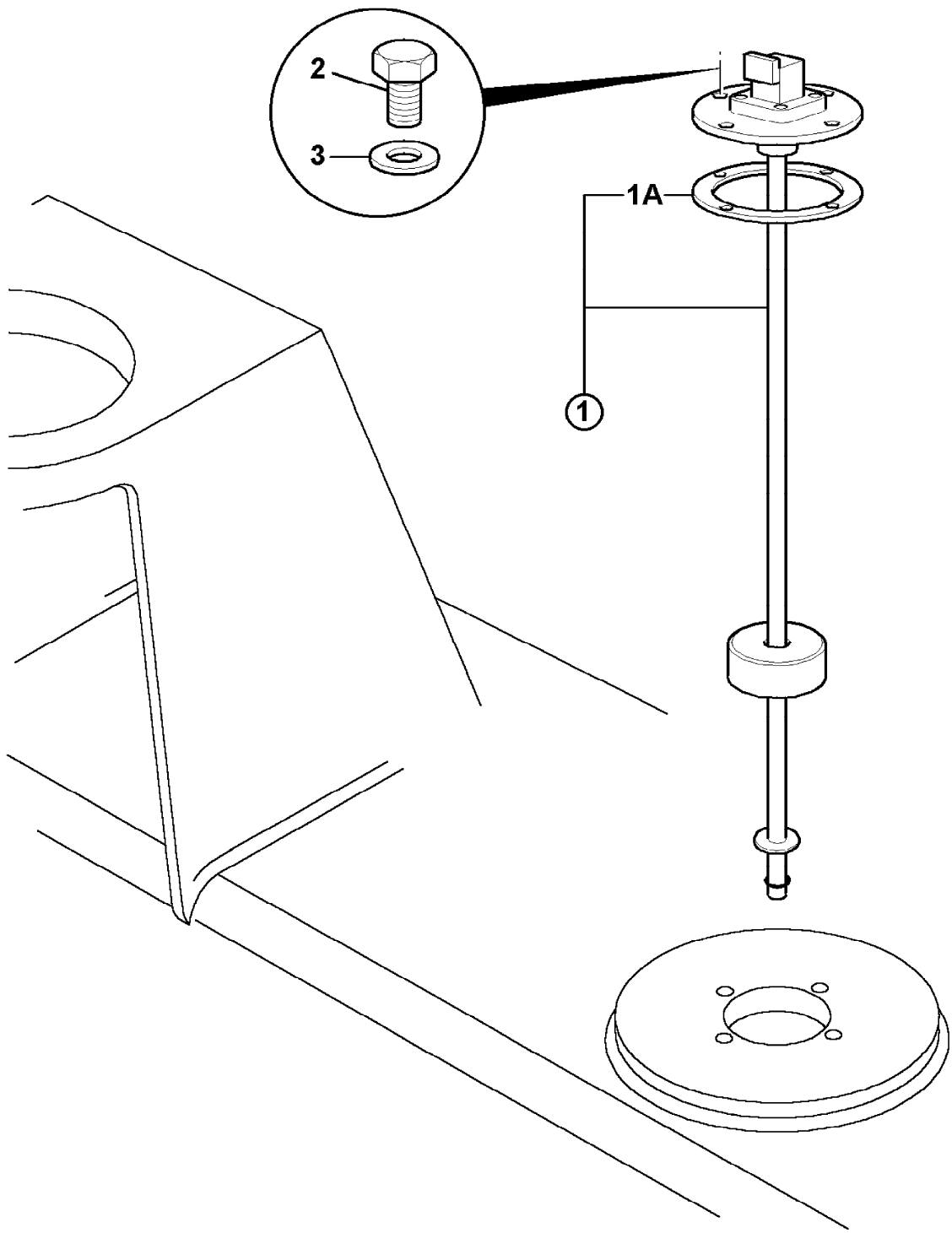
Machine group

From serial no.

To serial no.

.426

426



391440

9802/2740 B1-22-1 GUARDS, REAR LIGHTS

Illustration

Machines

Top of catalogue

| Item | Part no. | Change No. | Description | Remarks | Usage code | Qty |
|------|-----------|------------|-------------------|---------|------------|-----|
| 1 | 331/29424 | | Guard, rear light | | | 2 |

Machine groups

Details

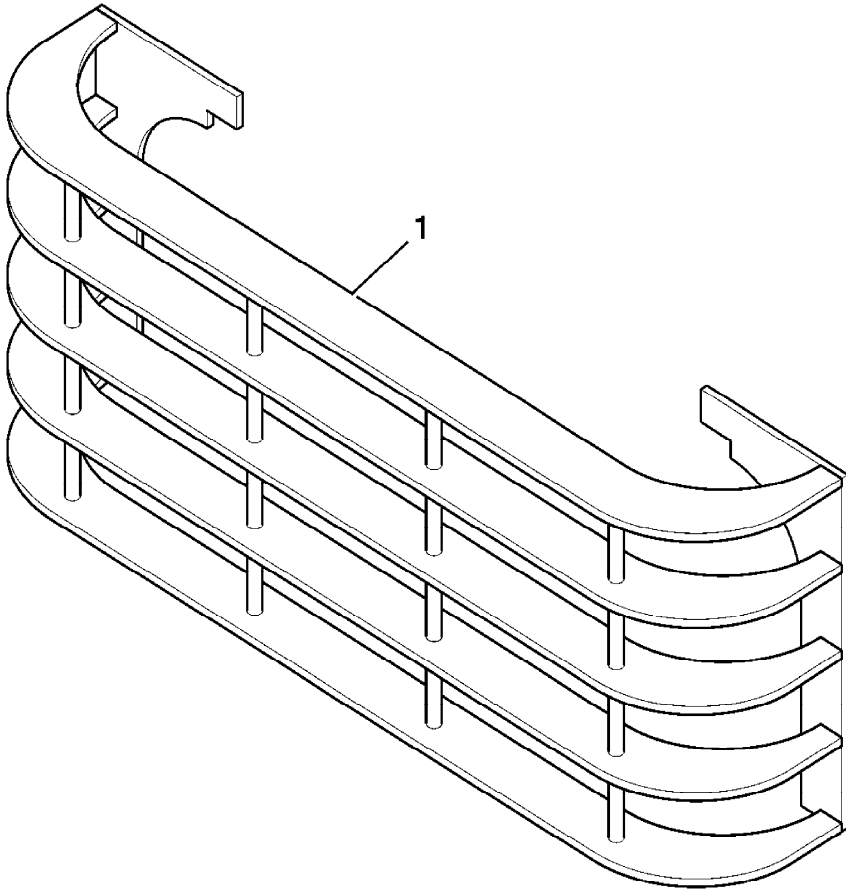
Machine group

From serial no.

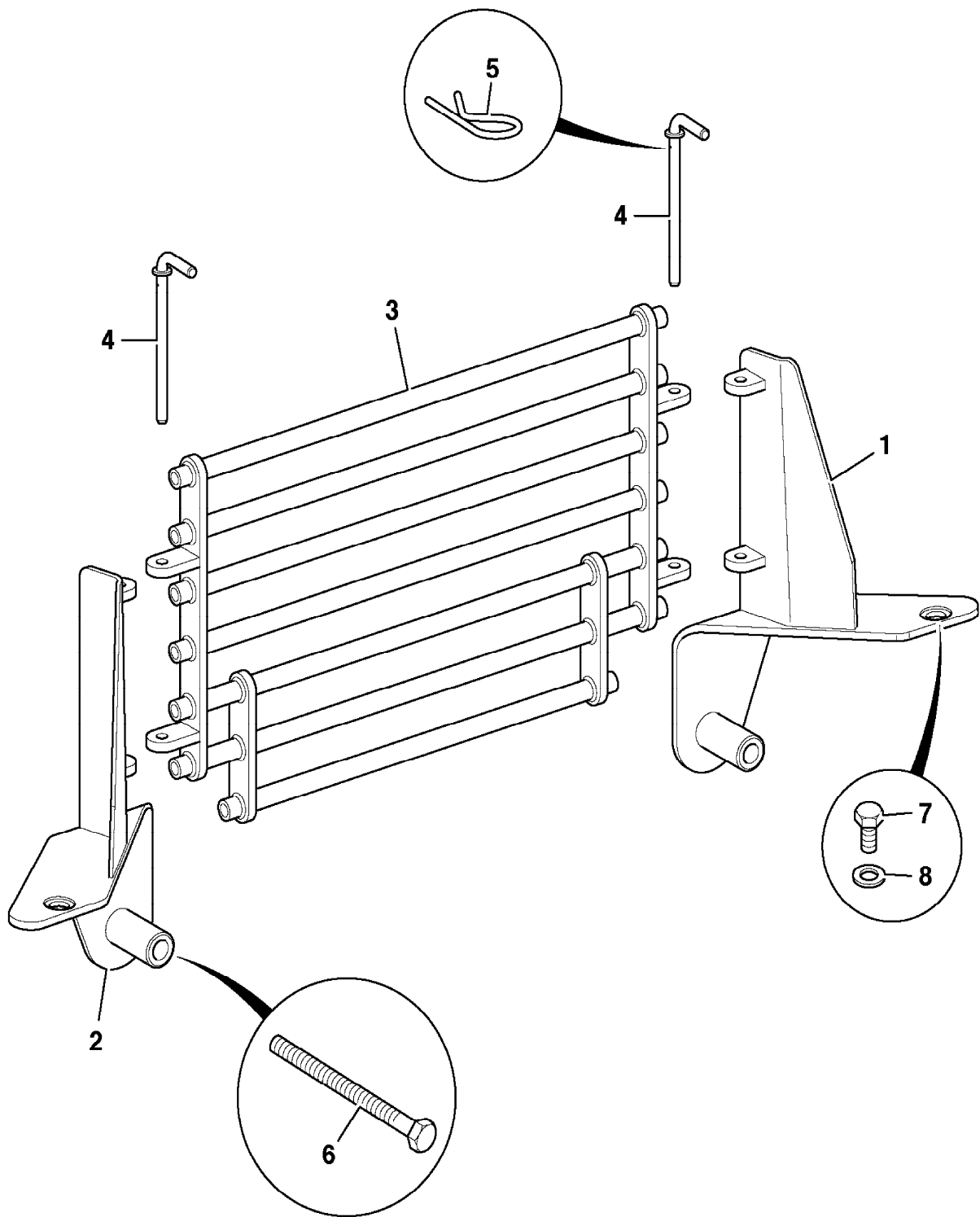
To serial no.

.426

426



431610



796900

9802/2740 B1-25-1 AIR CONDITIONING, CONDENSER

Illustration

Machines

Top of catalogue

| Item | Part no. | Change No. | Description | Remarks | Usage code | Qty |
|------|------------|------------|----------------------------|------------------|------------|-----|
| 0A | 649/51960 | | Hose, condenser to drier | See page C3-22-1 | | 1 |
| 0B | 649/51962 | | Hose, comp. to condenser | See page C3-22-1 | | 1 |
| 1 | 335/09952 | | Frame, condenser | | | 1 |
| 2 | 30/926343 | | Condenser | | | 1 |
| | 30/926448 | | Condenser, epoxy coated | Optional | | 1 |
| 3 | 831/00098 | | Bearing | | | 2 |
| 4 | 826/10532 | | Fastener, 1/4 turn | | | 1 |
| 5 | 478/00288 | | Retainer | | | 1 |
| 6 | 1315/0209D | | Setscrew | | | 2 |
| 7 | 1315/0205D | | Setscrew, M6 x 20mm long | | | 2 |
| 8 | 1420/0006D | | Washer, M6 plain | | | 8 |
| 9 | 1370/0103D | | Nut, M6 lock | | | 4 |
| 10 | 1315/0409D | | Setscrew, M10 x 35mm long | | | 4 |
| 11 | 1420/0008D | | Washer, M10 | | | 8 |
| 12 | 1370/0303D | | Nut, M10 | | | 4 |
| 15 | TBA | | Part number, Not Yet Known | Clamp | | 1 |
| 16 | TBA | | Part number, Not Yet Known | Clamp cover | | 1 |
| 17 | TBA | | Part number, Not Yet Known | Clamp bolt | | 1 |
| 18 | 331/52821 | | Plate, latch | | | 1 |
| 19 | 335/09159 | | Hinge | | | 1 |
| 20 | 821/00492 | | Circlip, E series | | | 2 |
| 21 | 835/10077 | | Plug, plastic | | | 2 |
| 22 | TBA | | Part number, Not Yet Known | Washer clamp | | 1 |
| 23 | TBA | | Part number, Not Yet Known | Clamp nut | | 1 |

Machine groups

Details

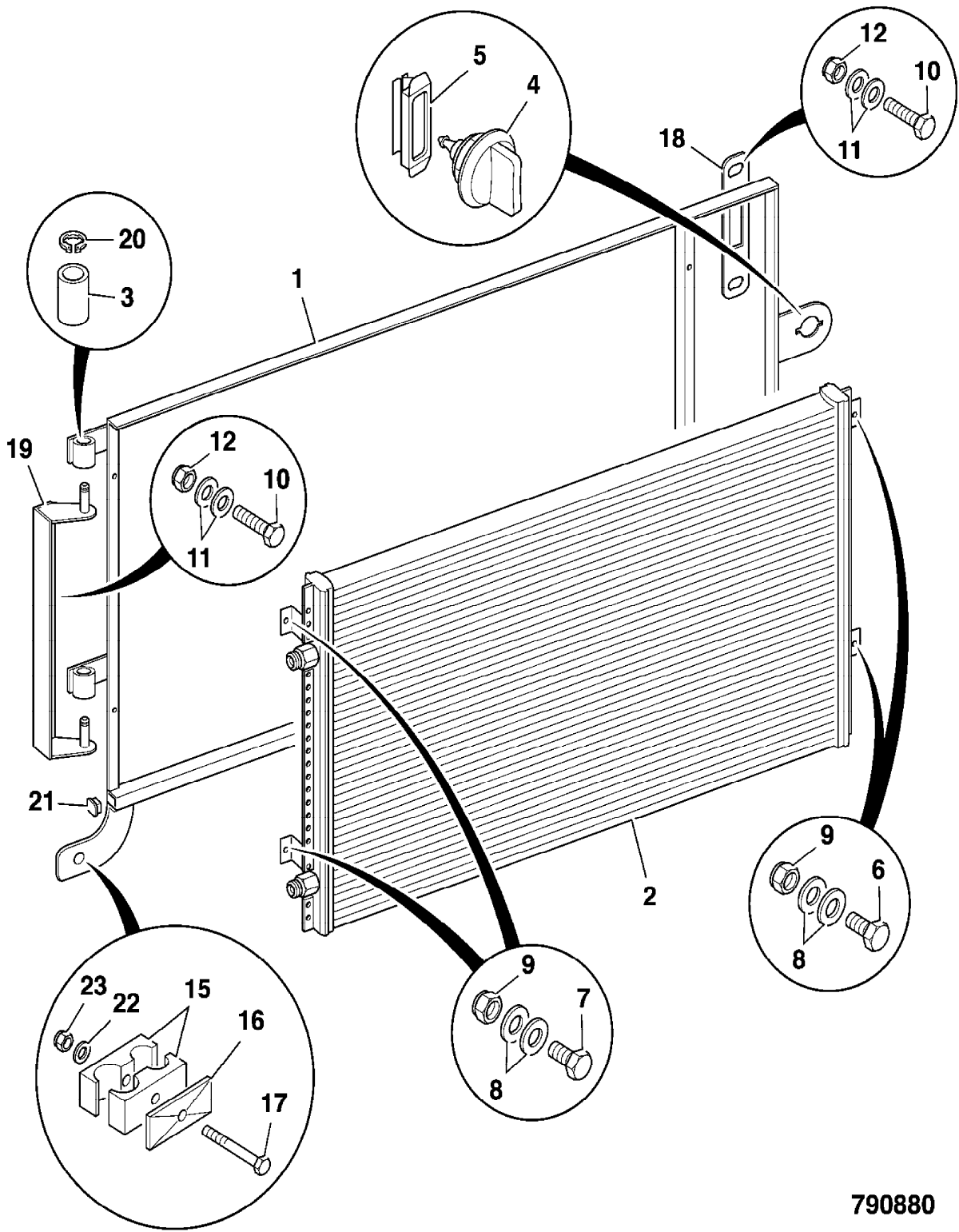
Machine group

From serial no.

To serial no.

.426

426



790880

9802/2740 B1-26-1 GUARDS, FRONT LIGHT, OPTIONAL

Illustration

Machines

Top of catalogue

| Item | Part no. | Change No. | Description | Remarks | Usage code | Qty |
|------|-----------|------------|----------------------------|---------|------------|-----|
| 1 | 331/41222 | | Guard, front light, yellow | | | 2 |
| | 335/12509 | | Guard, front light, black | | | 2 |

Machine groups

Details

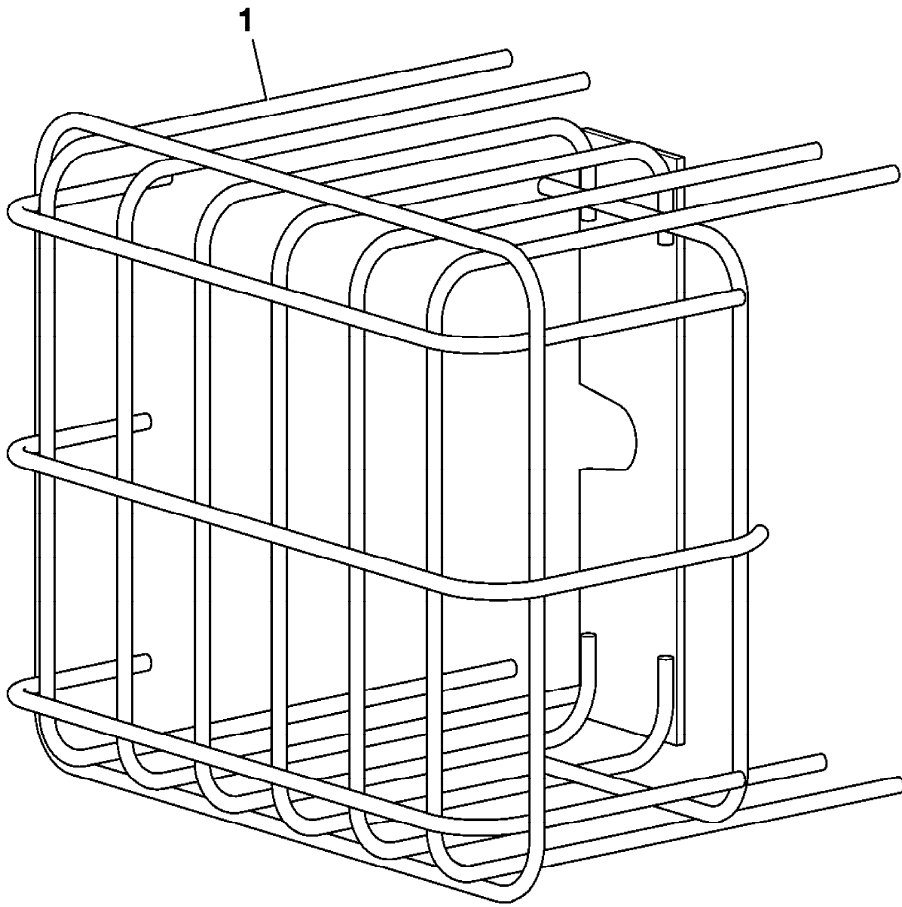
Machine group

From serial no.

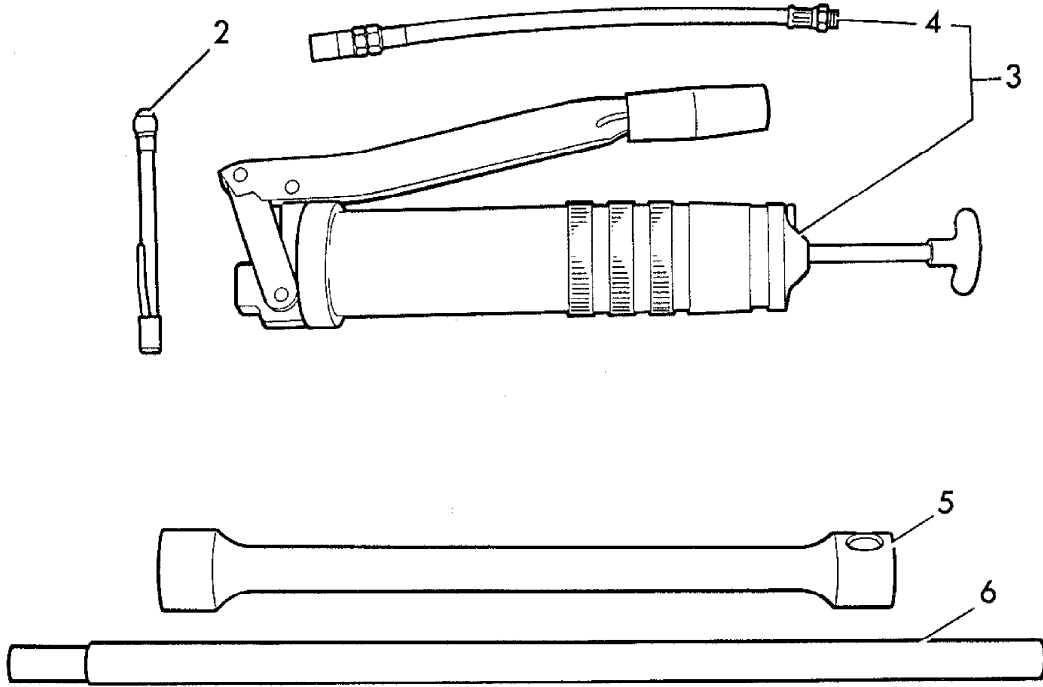
To serial no.

.426

426



730140



197811

9802/2740 B1-3-1 STEPS AND LIGHT ARMS

Illustration

Machines

Top of catalogue

| Item | Part no. | Change No. | Description | Remarks | Usage code | Qty |
|------|------------|------------|---|------------------|------------|-----|
| 1 | 335/10945 | | Frame, step, left side | | | 2 |
| | 335/10946 | | Frame, step, right side | | | 1 |
| 2 | 331/22800 | | Step, Bare Metal,Tread | | | 4 |
| 3 | 830/12940 | | Handle, grab | | | 1 |
| 4 | 331/26445 | | Mounting, step, flexible, right side | | | 4 |
| 5 | 265/01846 | | Handle, grab | | | 1 |
| 6 | 1315/0409D | | Setscrew, M10 x 35mm long | | | 4 |
| 7 | 1412/0003D | | Washer, large | | | 16 |
| 8 | 1420/0009D | | Washer, M12 | | | 16 |
| 9 | 1315/0411D | | Screw, set M10X45 | | | 8 |
| 10 | 1420/0008D | | Washer, M10 | | | 16 |
| 11 | 1370/0303D | | Nut, M10 | | | 16 |
| 12 | 1315/0510D | | Setscrew | | | 8 |
| 13 | 1315/0414D | | Screw, M10x60 | | | 8 |
| 14 | 335/10023 | | Step, rear | | | 2 |
| 15 | 1315/0710D | | Setscrew | | | 4 |
| 16 | 1420/0011D | | Washer, M16 | | | 4 |
| 17 | 1370/0403D | | Nut, M12 | | | 8 |
| 18 | 1370/0603D | | Nut, M16 | No longer fitted | | 4 |
| 21 | 335/09579 | | Box, light | | | 2 |
| 22 | 335/09196 | | Arm, light, LH | | | 2 |
| | 335/09197 | | Arm, light, RH | | | 1 |
| 23 | 1425/0008D | | Washer, spring, M10 | | | 4 |
| 24 | 1315/0403D | | Setscrew | | | 4 |
| 25 | 1315/0407D | | Setscrew, M10 x 25mm long | | | 4 |
| 26 | 1420/0008D | | Washer, M10 | | | 8 |
| 27 | 2410/0114 | | Grommet | | | 2 |
| 28 | 2410/1114 | | Grommet, blind,hole dia 38mm, panel thkness 2-3mm | | | 5 |

Machine groups

Details

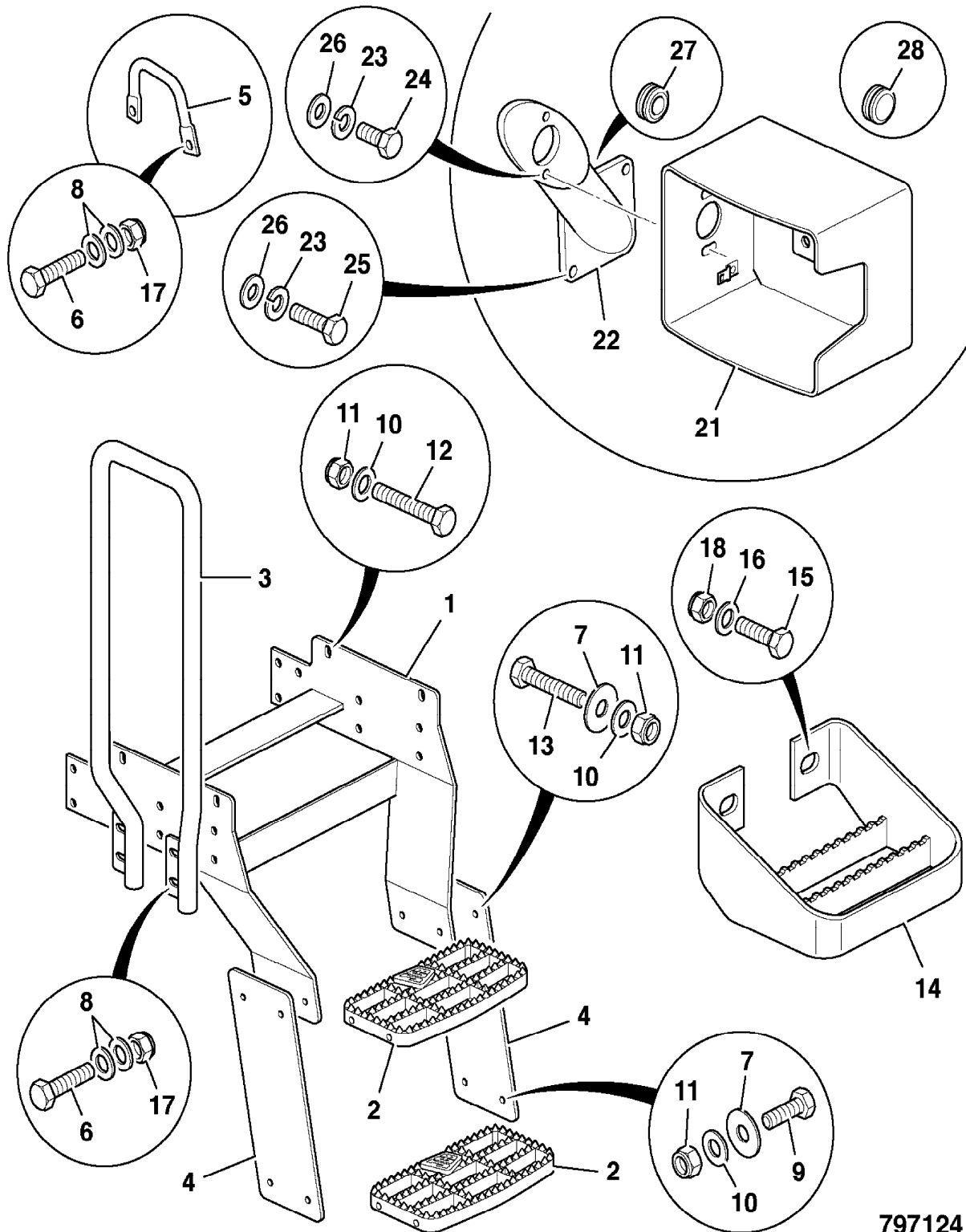
Machine group

From serial no.

To serial no.

.426

426



797124

9802/2740 B1-3-5 STEPS, FOLDING, SALES SPECIAL

Illustration

Machines

Top of catalogue

| Item | Part no. | Change No. | Description | Remarks | Usage code | Qty |
|------|------------|------------|-----------------------|-----------------------|------------|-----|
| 1 | 335/12833 | | Step, folding | Sales special 8218 | | 2 |
| 2 | 331/63214 | | Bracket, step support | | | 2 |
| 3 | 1315/0309D | | Setscrew, M8x35 | | | 4 |
| 4 | 1411/0003D | | Washer | | | 8 |
| 5 | 1370/0202D | | Nut, thin | | | 8 |

Machine groups

Details

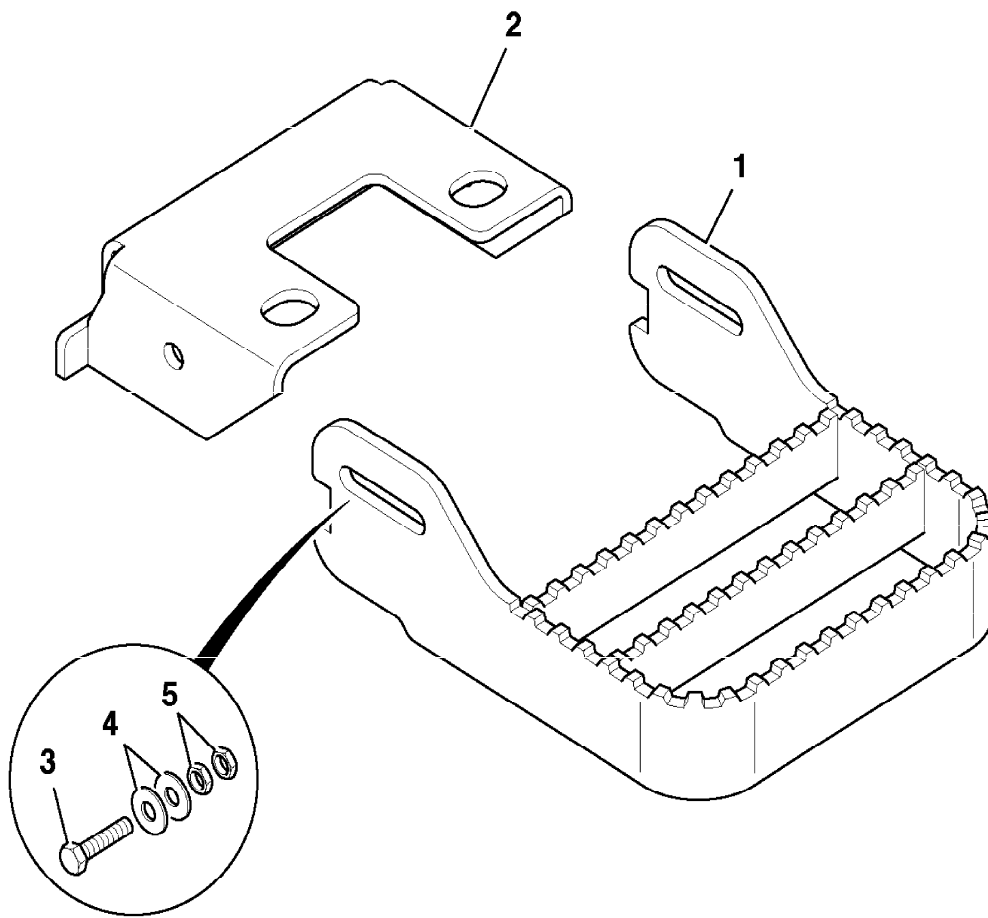
Machine group

From serial no.

To serial no.

.426

426



809800

9802/2740 B1-4-1 HOSE CLAMP, CENTRE PIVOT

Illustration

Machines

Top of catalogue

| Item | Part no. | Change No. | Description | Remarks | Usage code | Qty |
|------|------------|------------|---------------------------|---------|------------|-----|
| 1 | 335/11091 | | Bracket, hose support | | | 1 |
| 2 | 821/10260 | | Clamp | | | 2 |
| 3 | 331/17126 | | Plate, clamp | | | 1 |
| 4 | 1315/3421D | | Bolt, M10x110 | | | 2 |
| 6 | 1420/0008D | | Washer, M10 | | | 6 |
| 7 | 1315/0407D | | Setscrew, M10 x 25mm long | | | 2 |
| 8 | 1370/0303D | | Nut, M10 | | | 2 |

Machine groups

Details

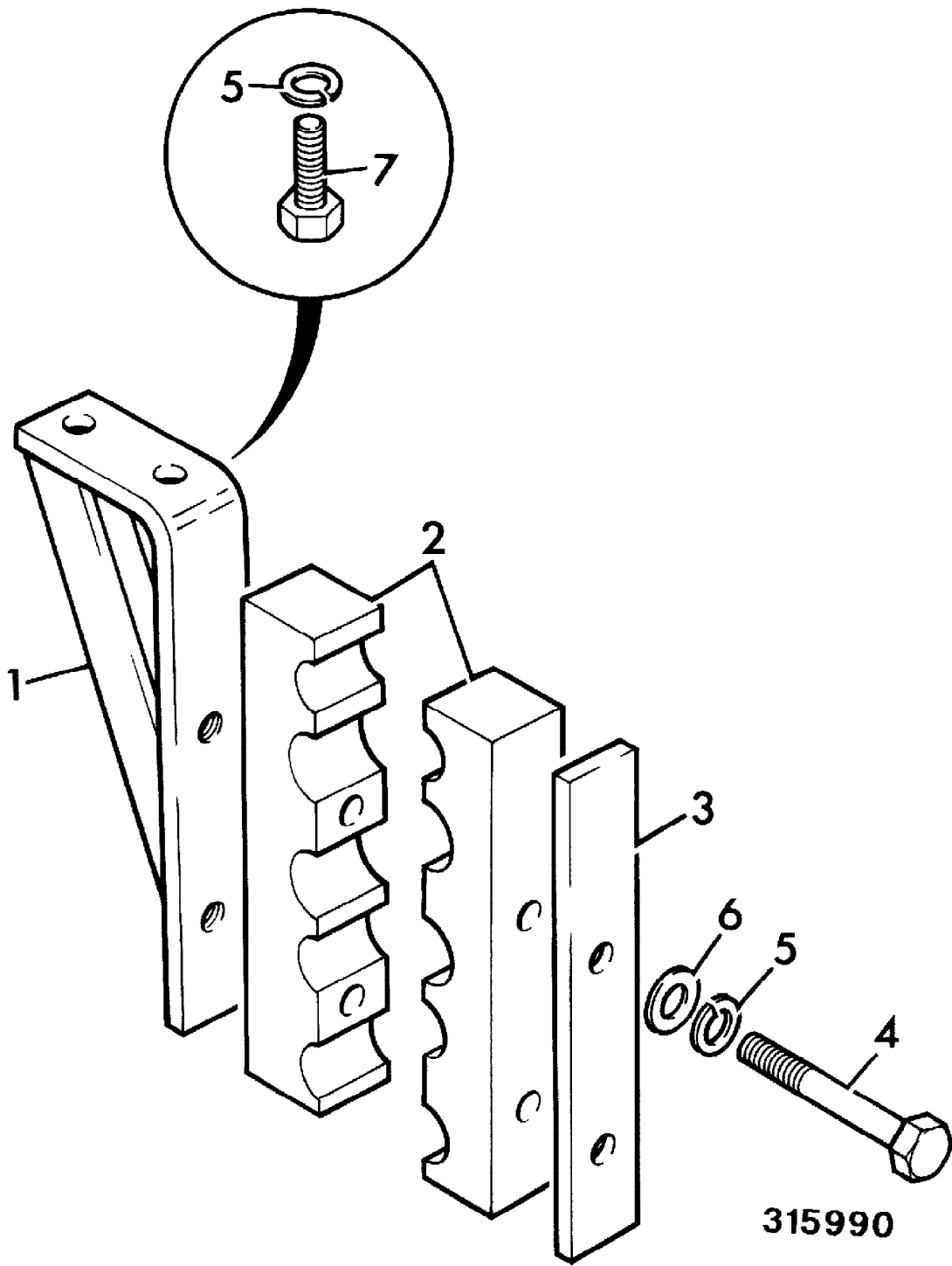
Machine group

From serial no.

To serial no.

.426

426



315990

9802/2740 B1-5-1 COVER & GRILLE, COOLING BAY

Illustration

Machines

Top of catalogue

| Item | Part no. | Change No. | Description | Remarks | Usage code | Qty |
|------|------------|------------|-----------------------------|--------------------------|------------|-----|
| 1 | 335/08078 | | Box, fan | | | 1 |
| 2 | . | | 'See Remark' | Fan motor see section E2 | | 1 |
| 3 | 331/45105 | | Panel, grille | | | 1 |
| 4 | 346/00078 | | Panel, grille, upper | | | 1 |
| 5 | 331/45556 | | Guard, fan | | | 1 |
| 6 | 331/48126 | | Plate, blanking | | | 1 |
| 7 | 162/00643 | | Handle | | | 1 |
| 8 | 331/48328 | | Handle | | | 1 |
| 9 | 335/08140 | Superseded | Hinge | | | 2 |
| | 335/13383 | | Hinge | | | 2 |
| 10 | 335/08141 | | Hinge, angled | | | 1 |
| 11 | 265/01843 | | Bearing, oilite | | | 8 |
| 12 | 265/01819 | | Pin, hinge | | | 2 |
| 13 | 821/00492 | | Circlip, E series | | | 4 |
| 15 | 331/51330 | | Bracket, gas strut mounting | | | 2 |
| 16 | 826/01486 | | Screw, M8 x 20, socket type | | | 10 |
| 17 | 826/11127 | | Bolt, M5 button head | | | 4 |
| 19 | 1315/0205D | | Setscrew, M6 x 20mm long | | | 4 |
| 20 | 1315/0305D | | Screw, set M8x20 | | | 6 |
| 21 | 1315/0405D | | Setscrew | | | 4 |
| 22 | 1315/0410D | | Setscrew | | | 4 |
| 23 | 1370/0003D | | Nut, lock M5 | | | 8 |
| 24 | 1370/0103D | | Nut, M6 lock | | | 4 |
| 25 | 1370/0203D | | Nut, lock | | | 2 |
| 26 | 1370/0303D | | Nut, M10 | | | 4 |
| 27 | 1420/0005D | | Washer | | | 8 |
| 28 | 1420/0006D | | Washer, M6 plain | | | 6 |
| 29 | 1420/0007D | | Washer, M8 plain | | | 12 |
| 30 | 1420/0008D | | Washer, M10 | | | 24 |
| 31 | 335/08763 | | Plate | | | 1 |
| 35 | 826/01609 | | Screw, M5 | | | 4 |
| | | | | | | |

| | | | | | | |
|----|------------|--|---------------------|---------------------------------------|--|---|
| 36 | 331/48759 | | Strut, 900N | When 20/925694 fan motor fitted | | 1 |
| | 331/59652 | | Strut, 1000N | When 20/925723 fan motor fitted | | 1 |
| | 331/59653 | | Strut, 1150N | When 20/925707 fan motor fitted | | 1 |
| 37 | 835/10130 | | Buffer, M8 x 80 | | | 2 |
| 38 | 814/10203 | | Spring, compression | | | 2 |
| 39 | 829/31270 | | Bush | | | 2 |
| 40 | 826/01627 | | Nut, rivet | | | 2 |
| 41 | 1420/0009D | | Washer, M12 | | | 4 |
| 42 | 1370/0202D | | Nut, thin | | | 2 |
| 43 | 1412/0002D | | Washer, large | | | 2 |

Machine groups

Details

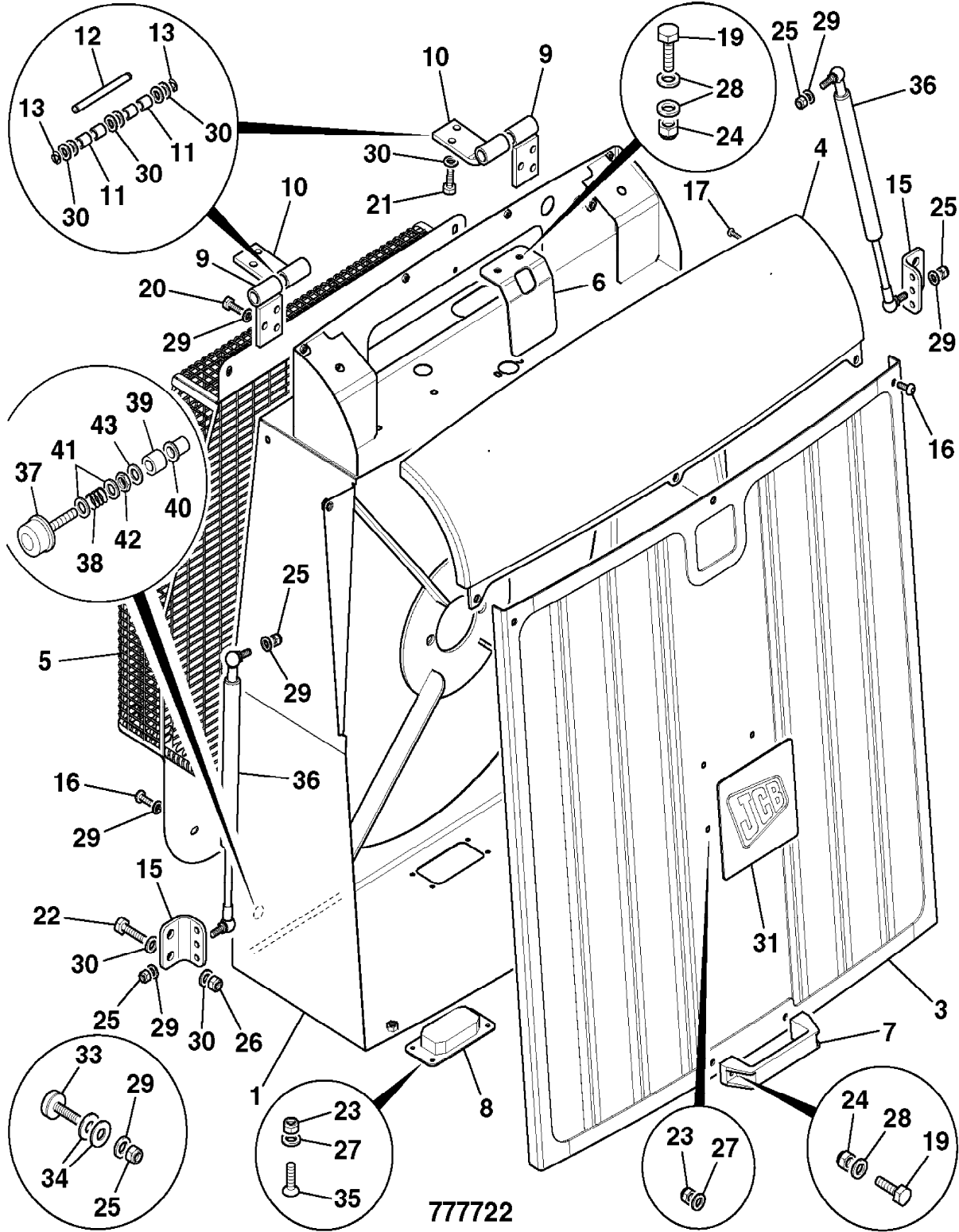
Machine group

From serial no.

To serial no.

.426

426



9802/2740 B1-6-1 CENTRE PIVOT

Illustration

Machines

Top of catalogue

| Item | Part no. | Change No. | Description | Remarks | Usage code | Qty |
|------|------------|------------|------------------------------|---------|------------|-----|
| 1 | 265/00523 | | Pin, pivot, upper | | | 1 |
| 2 | 911/27800 | | Pin, pivot, lower | | | 1 |
| 3 | 826/10859 | | Setscrew | | | 1 |
| 4 | 1412/0007Z | | Washer | | | 1 |
| 5 | 265/00565 | | Cap, end | | | 2 |
| 6 | 813/00415 | | Seal, pivot pin | | | 2 |
| 7 | 813/00443 | | Seal, V | | | 2 |
| 9 | 819/00106 | | Shim, 1.0 mm thick | | | 1 |
| 10 | 819/00107 | | Shim, 0.25 mm thick | | | 1 |
| 11 | 819/00108 | | Shim, 0.15 mm thick | | | 1 |
| 12 | 819/00109 | | Shim, 0.6 mm thick | | | 1 |
| 13 | 819/00110 | | Shim, 0.9 mm thick | | | 1 |
| 14 | 819/00111 | | Shim, 0.7 mm thick | | | 1 |
| 17 | 826/01507 | | Bolt, M20x335mm long | | | 1 |
| 18 | 907/11600 | | Bearing, taper roller | | | 2 |
| 19 | 1450/1001 | | Nipple, grease, 90deg. angle | | | 3 |
| 20 | 809/00118 | | Bearing | | | 1 |
| 21 | 826/01443 | | Nut, slotted | | | 1 |
| 22 | 2103/1111 | | Pin, Split | | | 1 |
| 23 | 1315/3713Z | | Bolt | | | 6 |
| 24 | 1420/0011Z | | Washer, M16 plain | | | 6 |
| 26 | 259/01306 | | Washer | | | 2 |
| 28 | 1420/0012Z | | Washer | | | 2 |
| 30 | 819/00103 | | Shim, 1mm thick, 75mm I.D | | | 8 |
| 31 | 830/00599 | | Spacer | | | 1 |

Machine groups

Details

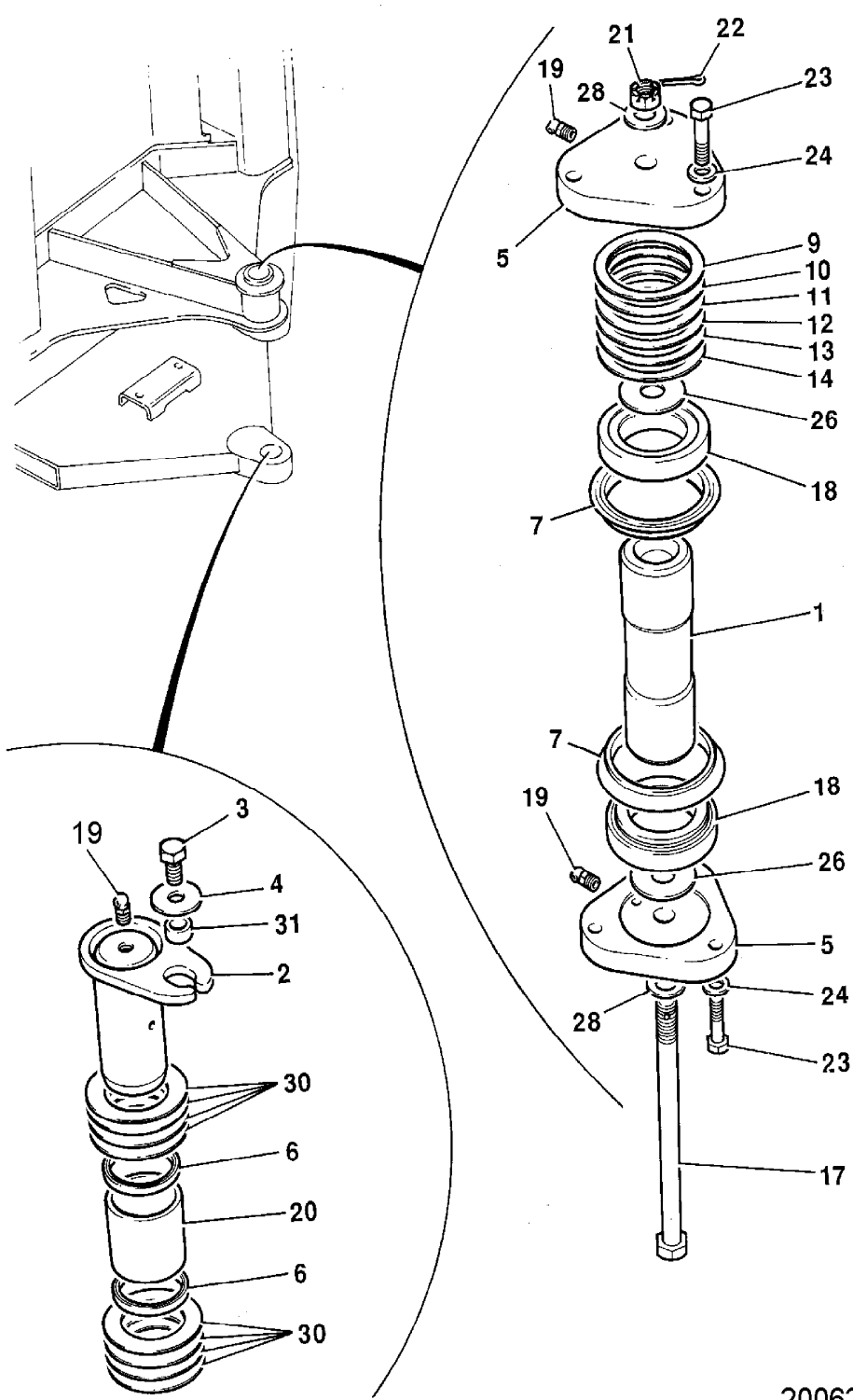
Machine group

From serial no.

To serial no.

.426

426



200623

9802/2740 B1-7-1 ENGINE COVER, TOOLBOX

Illustration

Machines

Top of catalogue

| Item | Part no. | Change No. | Description | Remarks | Usage code | Qty |
|------|------------|------------|------------------|---------------|------------|-----|
| 1 | 331/48069 | | Cover, tool box | | | 1 |
| 2 | 162/02540 | | Hinge | | | 2 |
| 3 | 162/00643 | | Handle | | | 2 |
| 4 | 2410/0209 | | Grommet | | | 1 |
| 5 | 259/80601 | | Latch | | | 1 |
| 6 | 1420/0006D | | Washer, M6 plain | | | 4 |
| 7 | 1315/0405D | | Setscrew | | | 4 |
| 8 | 1370/0103D | | Nut, M6 lock | | | 4 |
| 9 | 1420/0008D | | Washer, M10 | | | 4 |
| 11 | 1370/0303D | | Nut, M10 | | | 4 |
| 12 | 926/04800 | | Strip, edging | 697 mm approx | | A/R |
| 16 | 1420/0007D | | Washer, M8 plain | | | 16 |
| 17 | 1315/0305D | | Screw, set M8x20 | | | 8 |
| 18 | 1370/0201D | | Nut, M8 | | | 8 |

Machine groups

Details

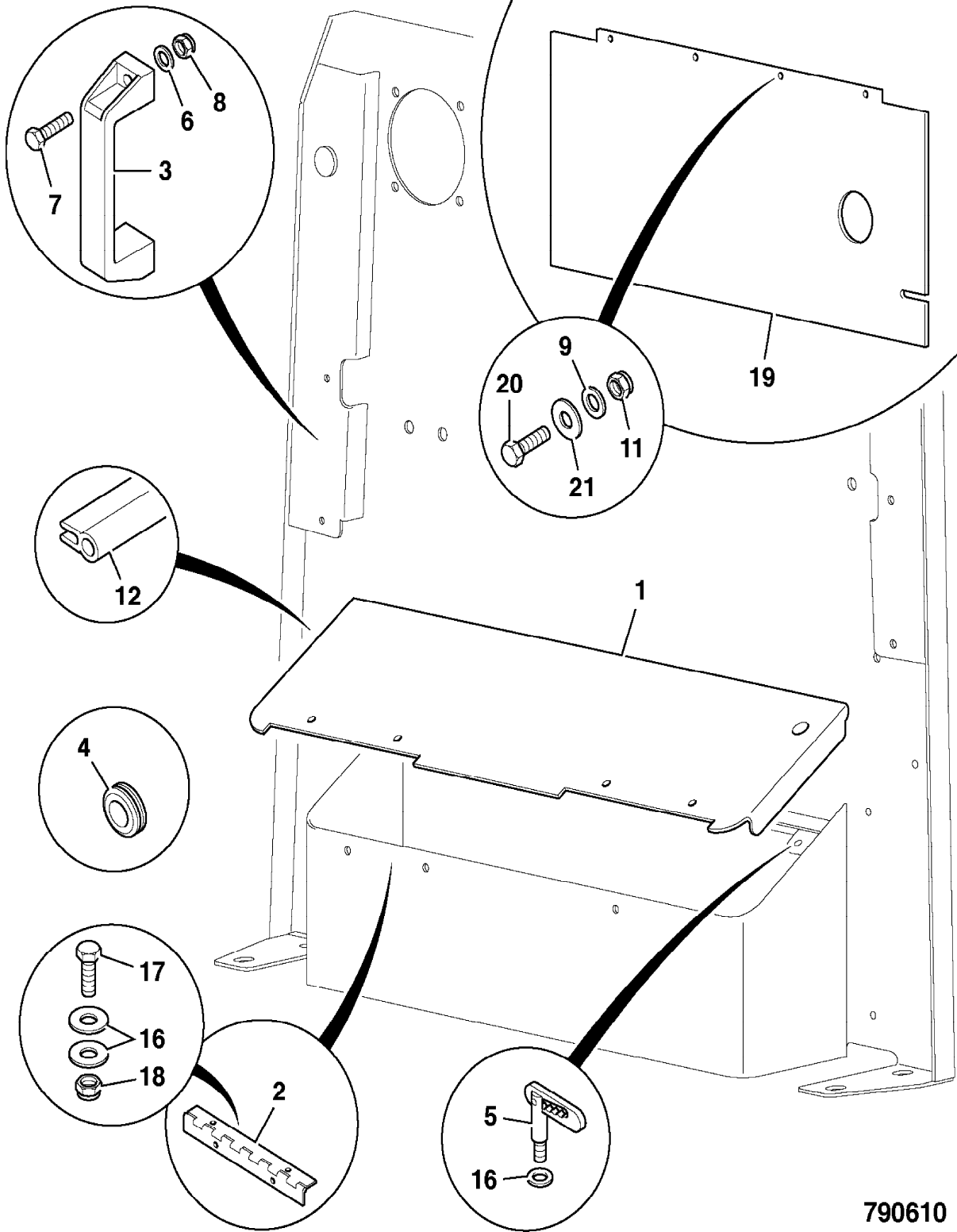
Machine group

From serial no.

To serial no.

.426

426



790610

9802/2740 B1-8-1 ENGINE COVER

Illustration

Machines

Top of catalogue

| Item | Part no. | Change No. | Description | Remarks | Usage code | Qty |
|------|------------|------------|--|---|------------|-----|
| 0A | . | | 'See Remark' | See B1 section for cooling bay cover | | 1 |
| 1 | 335/08140 | Superseded | Hinge | | | 4 |
| | 335/13383 | | Hinge | | | 4 |
| 2 | 335/11113 | | Frame, front | | | 1 |
| 3 | 335/09408 | | Panel, top | | | 1 |
| 4 | 335/09553 | | Panel, fixed,lower, left side | | | 1 |
| 5 | 335/09554 | | Panel, fixed,lower, right side | | | 1 |
| 6 | 335/11054 | | Door, engine cover, left side | | | 1 |
| 7 | 335/11055 | | Door, engine cover, right side | | | 1 |
| 8 | 335/09471 | | Frame, rear | | | 1 |
| 9 | 331/51128 | | Plate, mounting | | | 1 |
| 10 | 821/00492 | | Circlip, E series | | | 8 |
| 11 | 346/00241 | | Grille, air intake, left side | | | 1 |
| | 331/54688 | | Grille, left side, chaff | | | 1 |
| 12 | 346/00242 | | Grille, air intake, right side | | | 1 |
| | 331/54689 | | Grille, right side, chaff | | | 1 |
| 14 | 2410/1014 | | Grommet, 38.1mm. | Fitted to top panel | | 6 |
| 15 | 265/01819 | | Pin, hinge | | | 4 |
| 16 | 265/01843 | | Bearing, oilite | | | 16 |
| 17 | 331/52904 | | Strut, gas, 1700N | Standard Fenders | | 2 |
| | 331/54665 | | Strut, gas, 2100N | With Fender extenders.Replaced with 331/59253 | | 2 |
| | 331/59253 | | Strut, gas, 2300N | Replaces 331/54665 | | 1 |
| 18 | 1420/0008D | | Washer, M10 | | | 7 |
| 19 | 1370/0303D | | Nut, M10 | | | 4 |
| 20 | 926/12700 | | Seal, rubber | | | A/R |
| 21 | 926/19800 | | Seal | | | A/R |
| 22 | 926/19900 | | Seal, bubble end, 2320mm | | | A/R |
| 23 | 826/11079 | | Setscrew, flange head, dacromet M10 x 20mm | | | 16 |
| 24 | 1315/0407D | | Setscrew, M10 x 25mm long | | | 11 |
| 25 | 1370/0403D | | Nut, M12 | | | 8 |
| 26 | 1412/0005D | | Washer, large | | | 16 |

| | | | | | | |
|----|------------|--|------------------------------|---------------------|--|-----|
| 27 | 1420/0009D | | Washer, M12 | | | 8 |
| 28 | 1315/0508D | | Setscrew | Bodywork to chassis | | 8 |
| 29 | 1412/0004D | | Washer, 7/16" large | | | 15 |
| 30 | 268/10151 | | Plate, latch | | | 2 |
| 31 | 831/00064 | | Bush, self lubricating | | | 2 |
| 32 | 829/00583 | | Spindle | | | 2 |
| 33 | 331/34627 | | Bar, spring | | | 2 |
| 34 | 1420/0007D | | Washer, M8 plain | | | 2 |
| 35 | 1370/0201D | | Nut, M8 | | | 2 |
| 36 | 1315/3414D | | Bolt, M10 x 60 | | | 2 |
| 37 | 1370/0303D | | Nut, M10 | | | 2 |
| 38 | 814/00431 | | Spring, latch return | | | 2 |
| 39 | 265/02675 | | Grip, handle | | | 2 |
| 40 | 265/01882 | | Latch, toolbox | | | 1 |
| 41 | 331/49547 | | Striker, bar | | | 1 |
| 42 | TBA | | Part number, Not Yet Known | | | 1 |
| 43 | TBA | | Part number, Not Yet Known | | | 1 |
| 44 | 331/51801 | | Striker, bar | | | 1 |
| 45 | 910/60231 | | Cable, release | | | 1 |
| 46 | 1420/0008D | | Washer, M10 | | | 12 |
| 47 | 1370/0302D | | Nut, thin | | | 6 |
| 48 | 1315/3210D | | Bolt, M6x40 | | | 2 |
| 49 | 1420/0006D | | Washer, M6 plain | | | 4 |
| 50 | 1370/0103D | | Nut, M6 lock | | | 2 |
| 51 | 4102/0901 | | Sealant, clear DP2205, 310ml | | | A/R |
| 52 | 257/44700 | | Trunnion, with screw | | | 1 |
| 53 | 335/09096 | | Plate, striker mounting | | | 2 |
| 54 | 1315/0407D | | Setscrew, M10 x 25mm long | | | 4 |
| 55 | 1411/0004D | | Washer, plain, 7/16" medium | | | 1 |
| 56 | 1412/0004D | | Washer, 7/16" large | | | 1 |
| 60 | 478/02306 | | Buffer, stop | | | 4 |
| 61 | 1412/0002D | | Washer, large | | | 12 |
| 65 | 162/00643 | | Handle | | | 2 |
| 66 | 1315/0207D | | Screw, M6 x 25mm | | | 4 |
| | | | | | | |

| | | | | | | |
|----|------------|--|--------------------------|-----------------------------|--|-----|
| 67 | 1420/0006D | | Washer, M6 plain | | | 4 |
| 68 | 1370/0103D | | Nut, M6 lock | | | 4 |
| 69 | 331/57033 | | Shim | Top panel front | | 2 |
| 70 | 829/30608 | | Spacer | | | 5 |
| 71 | 1315/0205D | | Setscrew, M6 x 20mm long | Front bulkhead electrics | | 11 |
| 72 | 1420/0006D | | Washer, M6 plain | Front bulkhead electrics | | 7 |
| 73 | 826/11170 | | Nut, M8 caged | For lower fixed panels | | 4 |
| 74 | 331/52903 | | Shim, 2mm | | | 4 |
| 75 | 926/06600 | | Strip, edging | 940mm per door | | A/R |

Machine groups

Details

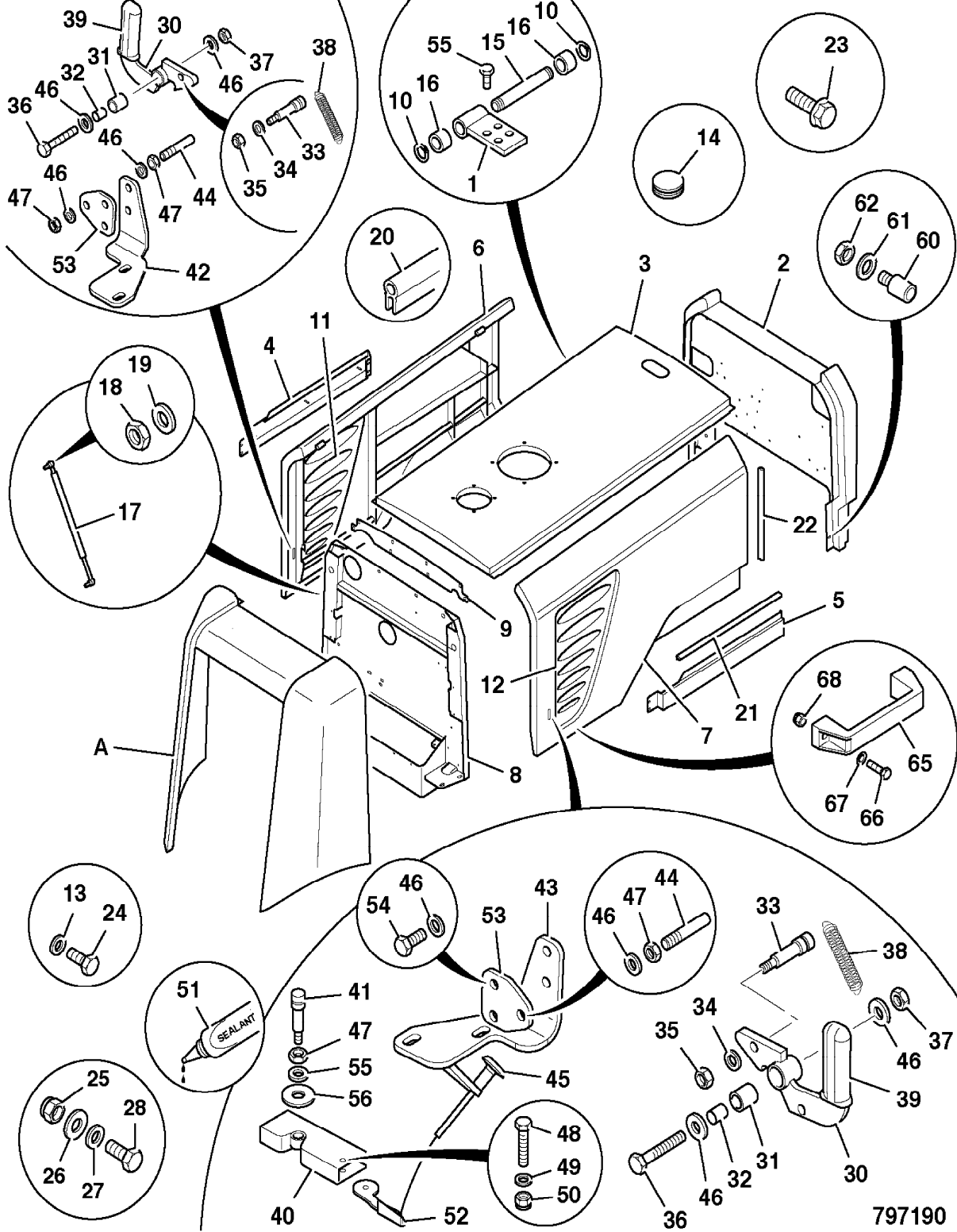
Machine group

From serial no.

To serial no.

.426

426



797190

9802/2740 B1-9-1 FENDERS, REAR, EXTENSION, 20.5R25 TYRES

Illustration

Machines

Top of catalogue

| Item | Part no. | Change No. | Description | Remarks | Usage code | Qty |
|------|------------|------------|--|---------|------------|-----|
| 1 | 335/10529 | | Fender, extension, left side | | | 1 |
| 2 | 335/10530 | | Fender, extension, right side | | | 1 |
| 3 | 346/00226 | | Trim, rear upper fender, LH, rear extension | | | 1 |
| 4 | 346/00227 | | Trim, rear upper fender, RH, rear extension | | | 1 |
| 5 | 1420/0008D | | Washer, M10 | | | 38 |
| 6 | 1315/0407D | | Setscrew, M10 x 25mm long | | | 12 |
| 7 | 1315/0408D | | Setscrew, M10 x 30 | | | 12 |
| 8 | 1370/0303D | | Nut, M10 | | | 12 |
| 9 | 817/18566 | | Decal, Warning, No Step | | | 2 |

Machine groups

Details

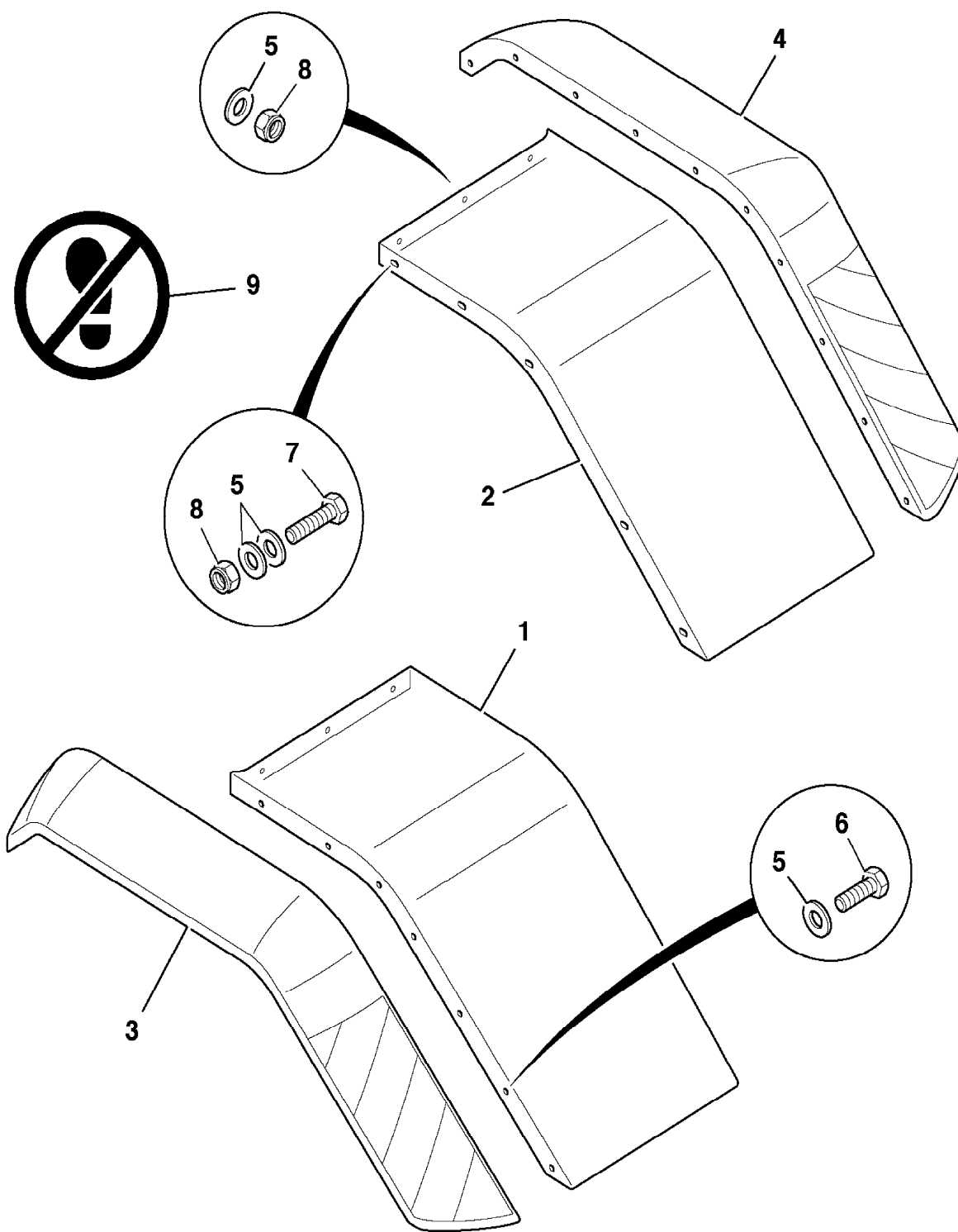
Machine group

From serial no.

To serial no.

.426

426



796930

9802/2740 B1-9-2 FENDERS, REAR, EXTENSION,750 TYRES, SALES SPECIAL

Illustration

Machines

Top of catalogue

| Item | Part no. | Change No. | Description | Remarks | Usage code | Qty |
|------|------------|------------|---|-----------------------|------------|-----|
| 1 | 335/11757 | | Fender, extension, left side | Sales special 7767 | | 1 |
| 2 | 335/11758 | | Fender, extension, right side | | | 1 |
| 3 | 346/00226 | | Trim, rear upper fender, LH,rear extension | | | 1 |
| 4 | 346/00227 | | Trim, rear upper fender, RH,rear extension | | | 1 |
| 5 | 1420/0008D | | Washer, M10 | | | 38 |
| 6 | 1315/0407D | | Setscrew, M10 x 25mm long | | | 12 |
| 7 | 1315/0408D | | Setscrew, M10 x 30 | | | 12 |
| 8 | 1370/0303D | | Nut, M10 | | | 12 |
| 9 | 817/18566 | | Decal, Warning, No Step | | | 2 |

Machine groups

Details

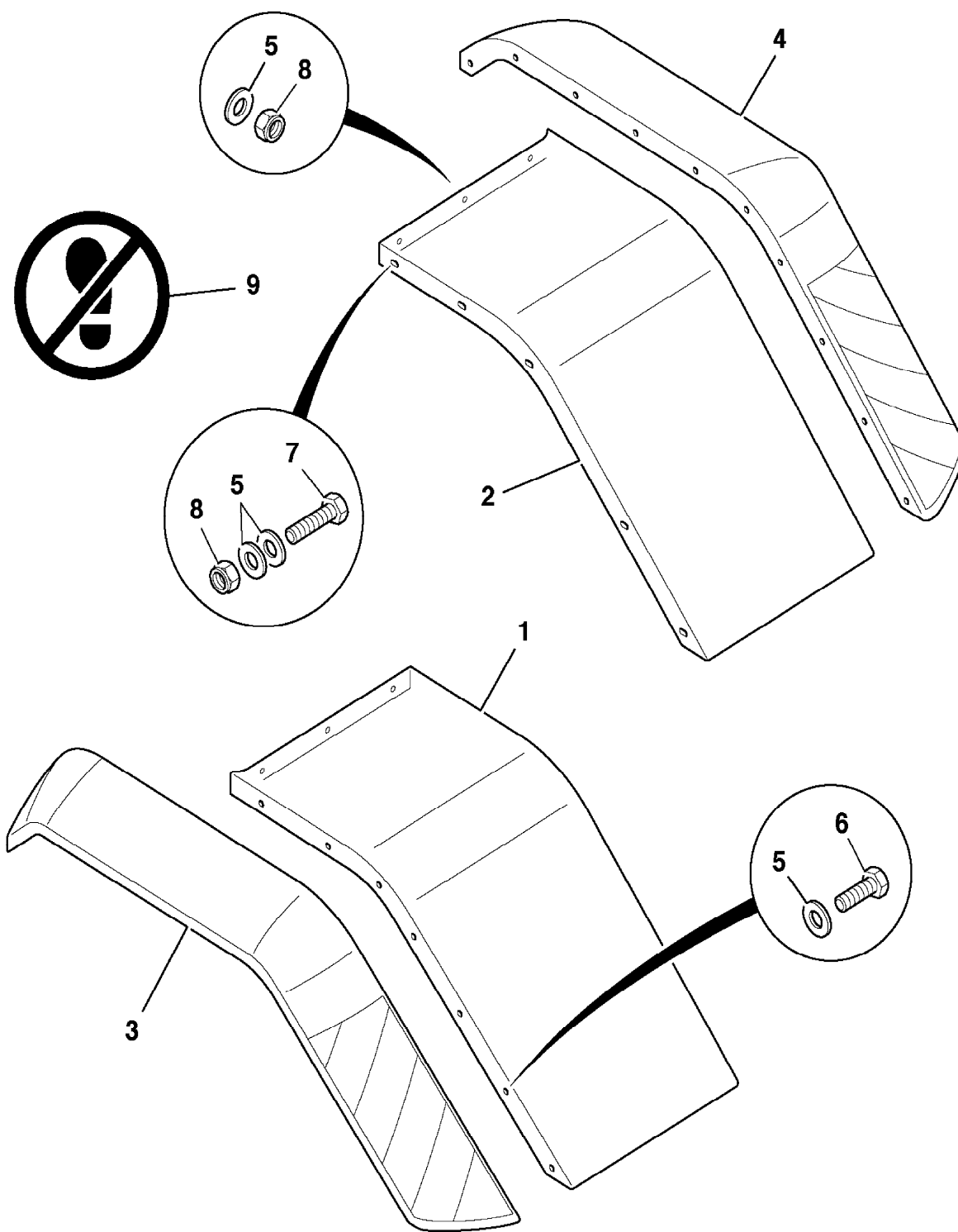
Machine group

From serial no.

To serial no.

.426

426



796930

9802/2740 B2-1-1 CAB

Illustration

Machines

Top of catalogue

| Item | Part no. | Change No. | Description | Remarks | Usage code | Qty |
|------|-----------|------------|----------------------------------|-------------------------------------|------------|-----|
| 0A | 269/40696 | | Cab, assembly | Includes glazing for cab frame only | | 1 |
| 0B | 827/80317 | | :Windscreen, front, tinted | See page B2-5-1 | | 1 |
| 0C | 827/80343 | | :Glass, lower, right side, front | See page B2-5-1 | | 1 |
| 0D | 827/80344 | | :Glass, lower, left side, front | See page B2-5-1 | | 1 |
| 0E | 827/80345 | | :Glass, lower, left side | See page B2-5-1 | | 1 |
| 0F | 827/80322 | | :Glass, upper, left side | See page B2-5-1 | | 1 |
| 0G | 827/80323 | | :Glass, upper, right side | See page B2-5-1 | | 1 |
| 0H | 827/80346 | | :Glass, lower, right side | | | 1 |
| 0J | 827/80316 | | :Glass, rear | See page B2-5-1 | | 1 |
| 1 | 269/40758 | | :Cab, WA | | | 1 |
| 2 | . | | :'See Remark' | See B2-2-1 for cab door | | 1 |
| 3 | . | | :'See Remark' | See B2-3-1 for RH side window | | 1 |
| 4 | 331/50738 | | :Seal, front | | | 1 |
| 5 | 331/50740 | | :Seal, LH front | | | 1 |
| 6 | 331/50741 | | :Seal, RH front | | | 1 |
| 7 | 123/05740 | | :Plug, blanking, 30mm | | | 6 |
| 8 | 828/10341 | | :Grommet, Semi Blind | | | 1 |
| 9 | 2410/0215 | | Grommet | | | 2 |
| 10 | 2410/1009 | | Grommet | | | 2 |
| 16 | 826/10879 | | :Nut, M6 | | | 29 |
| 17 | 826/10977 | | :Nut, rivet, M8 Hex, low profile | | | 21 |
| 18 | 826/10973 | | :Nut, Bollhof M5 | | | 24 |
| 19 | 826/01181 | | :Nut, rivet | | | 8 |
| 20 | 826/10346 | | :Nut, rivet | | | 4 |

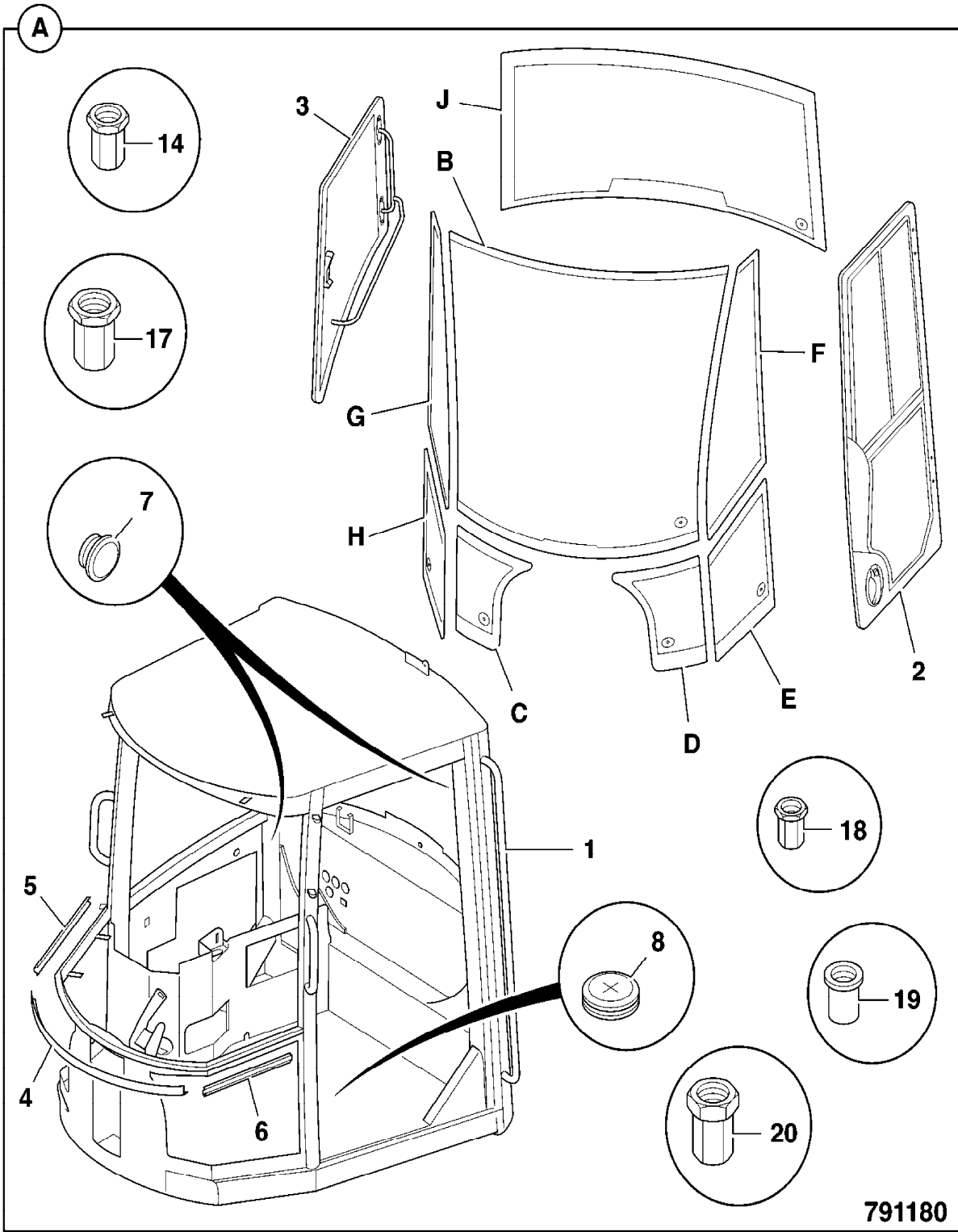
Machine groups

Details

Machine group

From serial no.

To serial no.



791180

9802/2740 B2-2-1 CAB DOOR

Illustration

Machines

Top of catalogue

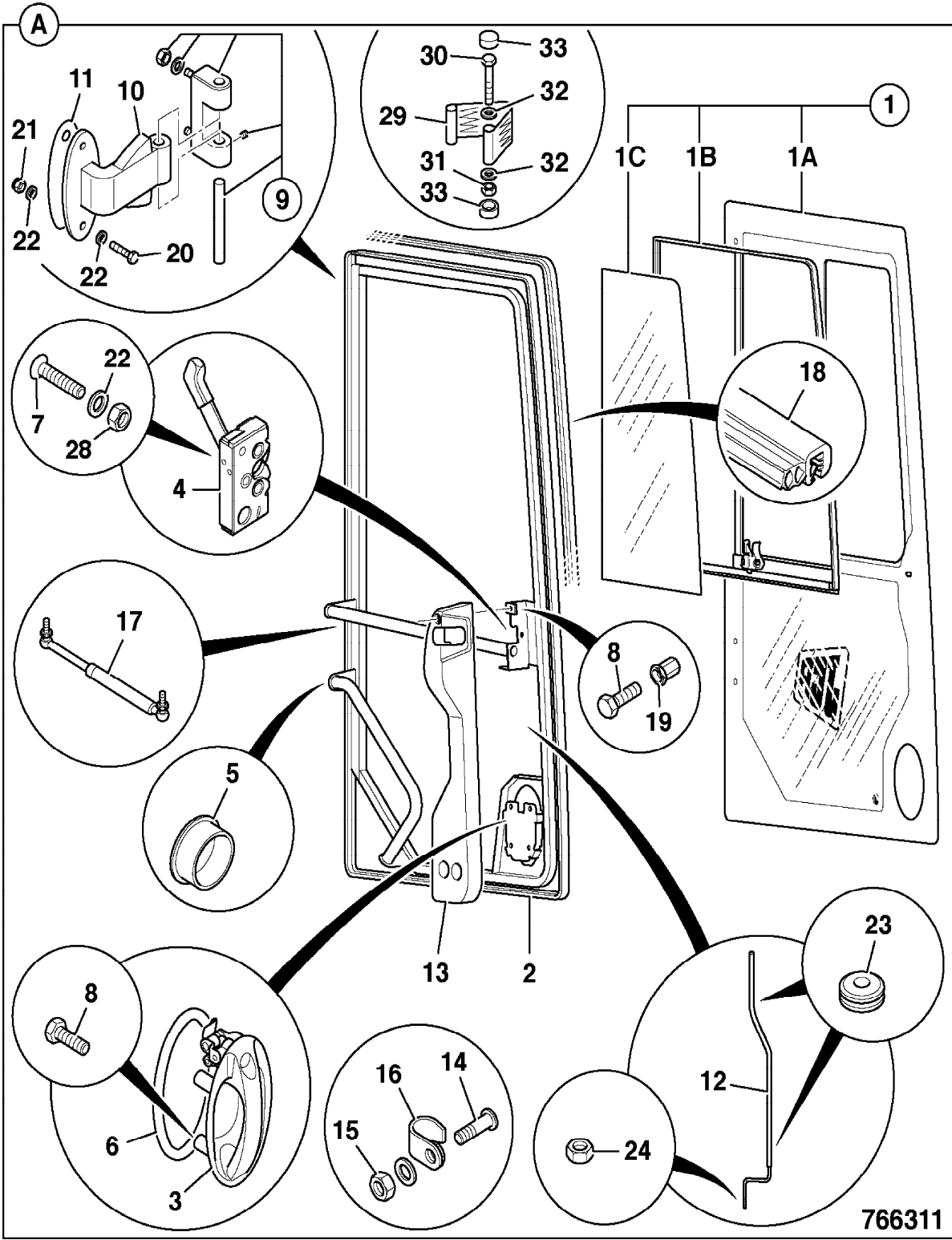
| Item | Part no. | Change No. | Description | Remarks | Usage code | Qty |
|------|------------|------------|---|-----------------------|------------|-----|
| 0A | 269/40561 | | Door, assembly | | | 1 |
| 1 | 269/40688 | | :Window, sliding, assembly | | | 1 |
| 1A | 827/80368 | | ::Glass, door | | | 1 |
| 1B | 927/20057 | | ::Window, assembly, sliding | | | 1 |
| 1C | 827/80335 | | ::Glass, sliding | | | 1 |
| 2 | 335/09860 | | :Frame, door | | | 1 |
| 3 | 331/43116 | | :Handle, door, right side | | | 1 |
| 4 | 826/11026 | | :Handle | | | 1 |
| | 826/11629 | | Handle | Replaces 826/11026 | | 1 |
| 5 | 835/10107 | | :Plug, Blanking | | | 1 |
| 6 | 331/28105 | | :Gasket, door handle | | | 1 |
| 7 | 826/01814 | | :Screw, M8x35 countersunk | | | 2 |
| 8 | 826/01559 | | :Screw, M6 x 16mm long, button head socket | | | 5 |
| 9 | 331/31247 | | :Hinge, Block Assembly | | | 2 |
| 10 | 335/09474 | | :Hinge | | | 2 |
| 11 | 813/10281 | | :Gasket | | | 2 |
| 12 | 331/45843 | Superseded | :Rod, connecting | | | 1 |
| | 331/63226 | | :Rod, connecting | | | 1 |
| 12A | 826/00711 | | :Washer, 'starloc' | | | 1 |
| 13 | 331/44771 | | :Moulding, latch cover | | | 1 |
| | 331/64765 | | Moulding, latch cover | Replaces 331/44771 | | 1 |
| 14 | 331/30951 | | :Bolt, door striker | | | 1 |
| 15 | 826/10947 | | :Nut, plain | | | 1 |
| 16 | 331/26791 | | :Guard, striker | | | 1 |
| 17 | 331/46388 | | :Strut | | | 1 |
| 18 | 926/90004 | | :Seal | | | 1 |
| 19 | 826/10879 | | :Nut, M6 | | | 1 |
| 20 | 1315/0308D | | :Setscrew, M8 x 30mm long | | | 4 |
| 21 | 1370/0203D | | :Nut, lock | | | 8 |
| 21A | 122/23509 | | :Cap | | | 4 |
| 22 | 1420/0007D | | :Washer, M8 plain | | | 10 |
| 23 | 2410/0106 | | :Grommet, 16mm diameter | No longer fitted | | 2 |
| 24 | 1370/9403Z | | :Nut | | | 2 |
| 28 | 1370/0201D | | :Nut, M8 | | | 2 |
| | | | | | | |

| | | | | | | |
|----|------------|--|------------------|------------------------|--|---|
| 29 | 331/51986 | | Strap, check | 90 degree door opening | | 1 |
| 30 | 1315/3316D | | Bolt, M8x70 | | | 2 |
| 31 | 1370/0203D | | Nut, lock | | | 2 |
| 32 | 1420/0007D | | Washer, M8 plain | | | 4 |
| 33 | 122/23509 | | Cap | | | 4 |

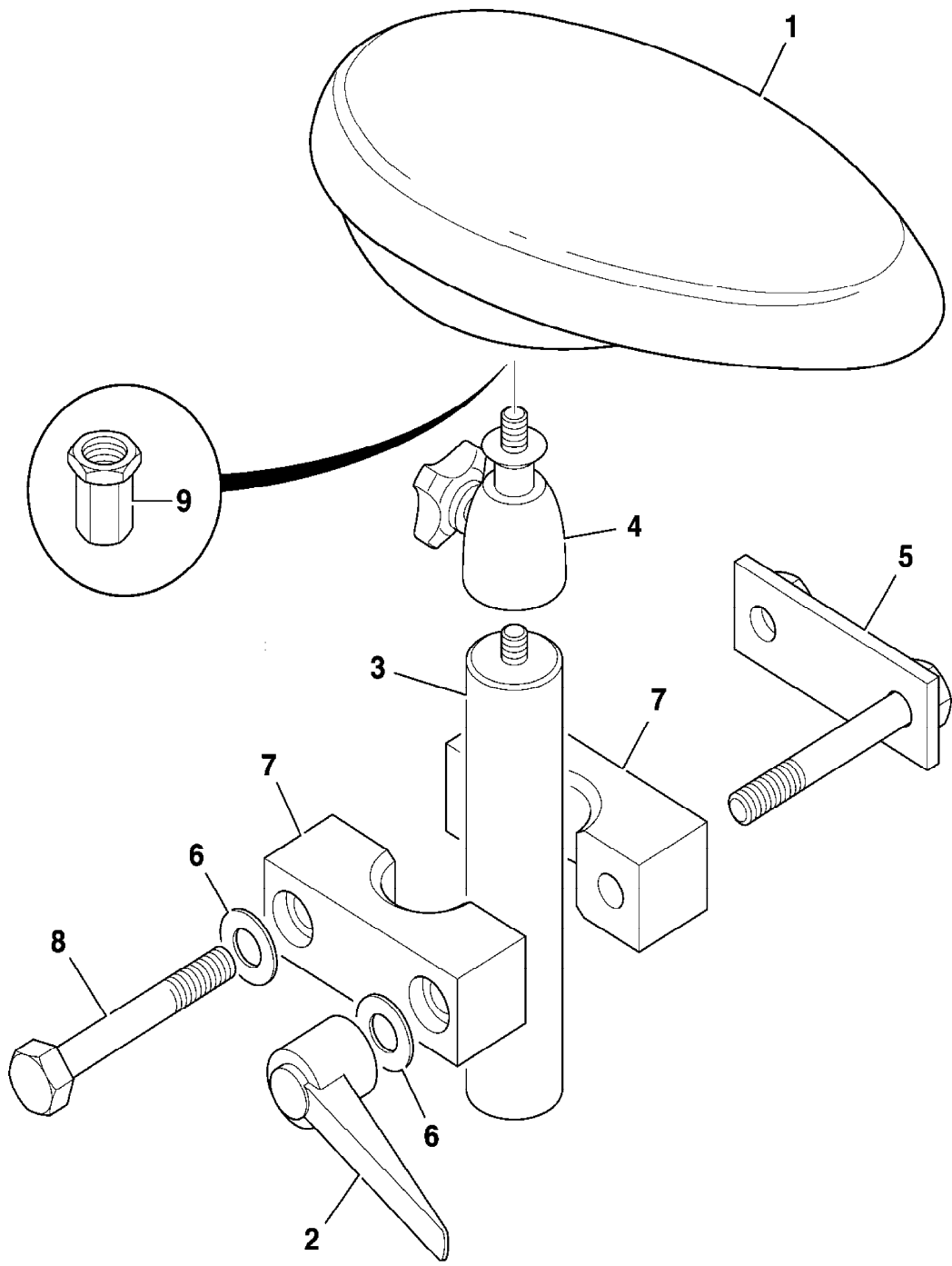
Machine groups

Details

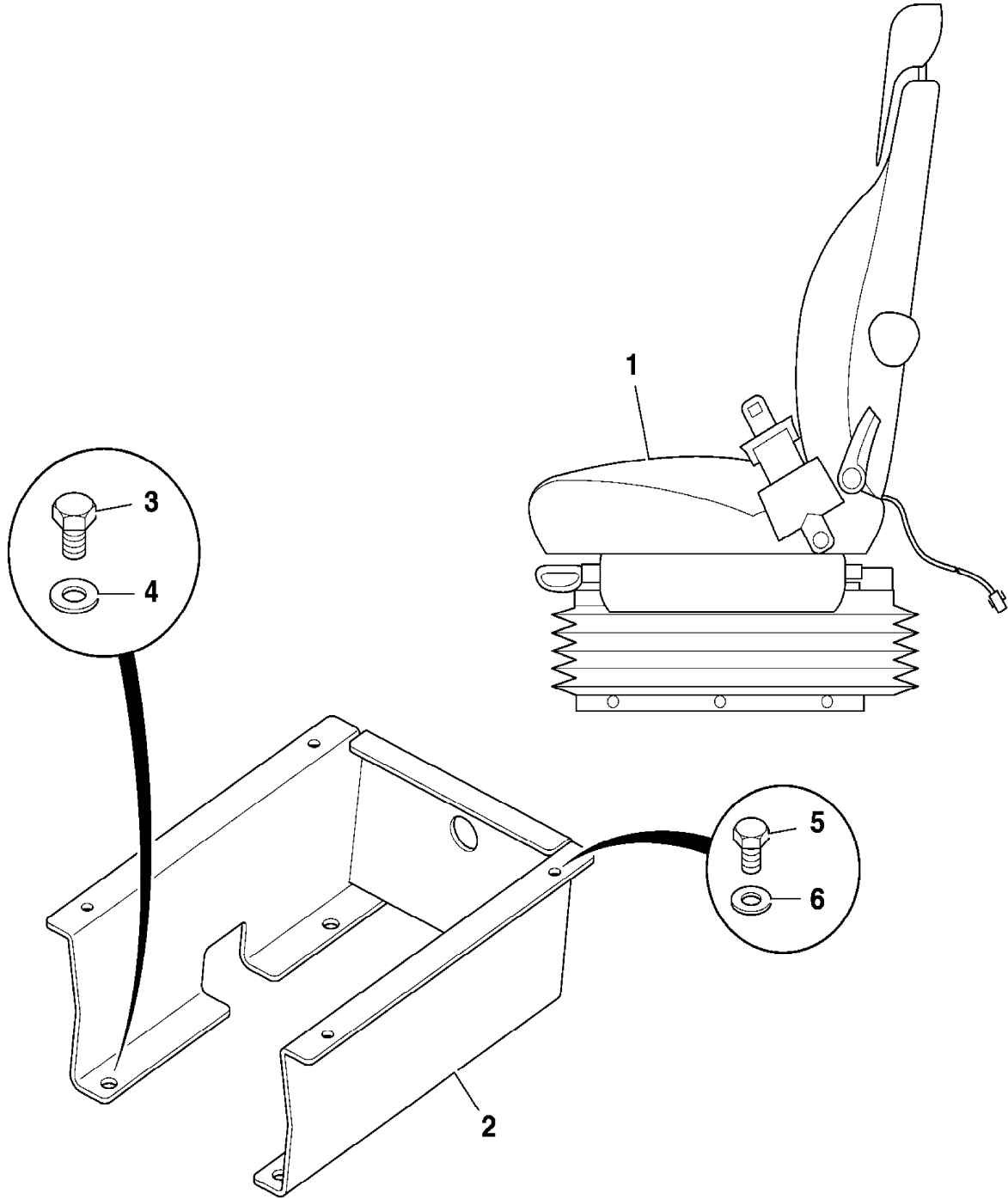
| Machine group | From serial no. | To serial no. |
|---------------|-----------------|---------------|
| .426 | | |
| 426 | | |



766311



790640



790750

9802/2740 B2-23-1 SEAT, AIR SUSPENSION, COMPONENTS

Illustration

Machines

Top of catalogue

| Item | Part no. | Change No. | Description | Remarks | Usage code | Qty |
|------|------------|------------|--------------------------------------|--------------------------------|------------|-----|
| 0A | 40/911029 | | Seat, assy,c/w seat belt, fabric | | | 1 |
| 1 | 40/910637 | | :Kit, Head Rest | | | 1 |
| 2 | 40/910670 | | :Kit, LH, Upper Assembly | | | 1 |
| 3 | 40/910635 | | ::Kit-back cover | | | 1 |
| 5 | 40/910489 | | ::Kit, back foam | | | 1 |
| 6 | 40/910685 | | ::Kit, kit, seat frame | | | 1 |
| 7 | 40/910667 | | ::Kit, seat cover | | | 1 |
| 8 | 40/212705 | | ::Kit, Seat Foam | | | 1 |
| 9 | 40/910669 | | ::Kit, Lumbar | | | 1 |
| 10 | 40/910668 | | ::Kit, knob | | | 1 |
| 11 | 40/910672 | | :Kit, Swivel | | | 1 |
| 12 | 40/910673 | | :Kit, Air Spring and Tubes | | | 1 |
| 13 | 40/910674 | | :Kit, Isolator | | | 1 |
| 14 | TBA | | Part number, Not Yet Known | 24V compressor kit | | 1 |
| 15 | 40/910676 | | :Kit, Bump Stop | | | 1 |
| 16 | 40/910677 | | :Kit, Damper | | | 1 |
| 17 | 40/910678 | | :Kit, Suspension Cover | | | 1 |
| 18 | TBA | | :Part number, Not Yet Known | 24V suspension assembly kit | | 1 |
| 20 | 40/910680 | | :Kit, Isolator Damper | | | 1 |
| 22 | 40/910681 | | :Kit, Valve Air, and Lever | | | 1 |
| 24 | 40/910682 | | Kit, Indicator | | | 1 |
| 25 | TBA | | Part number, Not Yet Known | 24V one touch riser sensor kit | | 1 |
| 25A | TBA | | Part number, Not Yet Known | 24V magnet kit | | 1 |
| 26 | 40/910664 | | :Kit, Seat-belt, 2 inch | | | 1 |
| | 40/910760 | | Kit, seatbelt, 3"(76mm), retractable | | | 1 |
| 30 | 1315/0303D | | Setscrew | | | 4 |
| 31 | 1420/0007D | | Washer, M8 plain | | | 4 |
| 32 | 1425/0007D | | Washer, M8 spring | | | 4 |

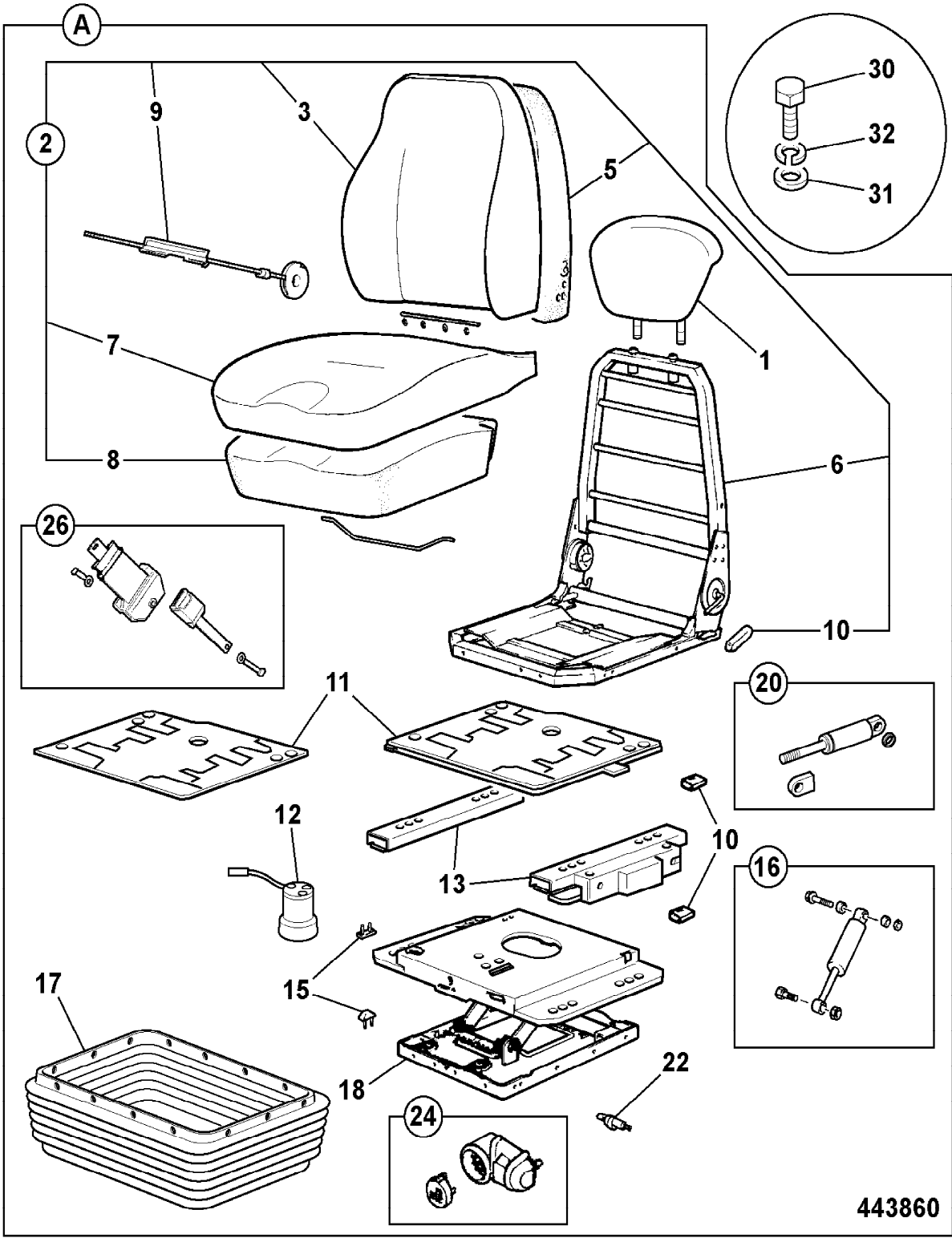
Machine groups

Details

Machine group

From serial no.

To serial no.



443860

9802/2740 B2-24-1 SEAT, AIR SUSPENSION, HEATED

Illustration

Machines

Top of catalogue

| Item | Part no. | Change No. | Description | Remarks | Usage code | Qty |
|------|------------|------------|---|----------------------------|------------|-----|
| 1 | 40/911030 | | Seat, assy,c/w seat belt, fabric,heated | See B2-25-1 for components | | 1 |
| 2 | 331/42449 | | Base, seat | | | 1 |
| 3 | 1315/0303D | | Setscrew | | | 4 |
| 4 | 1420/0007D | | Washer, M8 plain | | | 4 |
| 5 | 1315/0407D | | Setscrew, M10 x 25mm long | | | 4 |
| 6 | 1420/0008D | | Washer, M10 | | | 4 |
| 7 | 40/910760 | | Kit, seatbelt, 3"(76mm), retractable | | | 1 |

Machine groups

Details

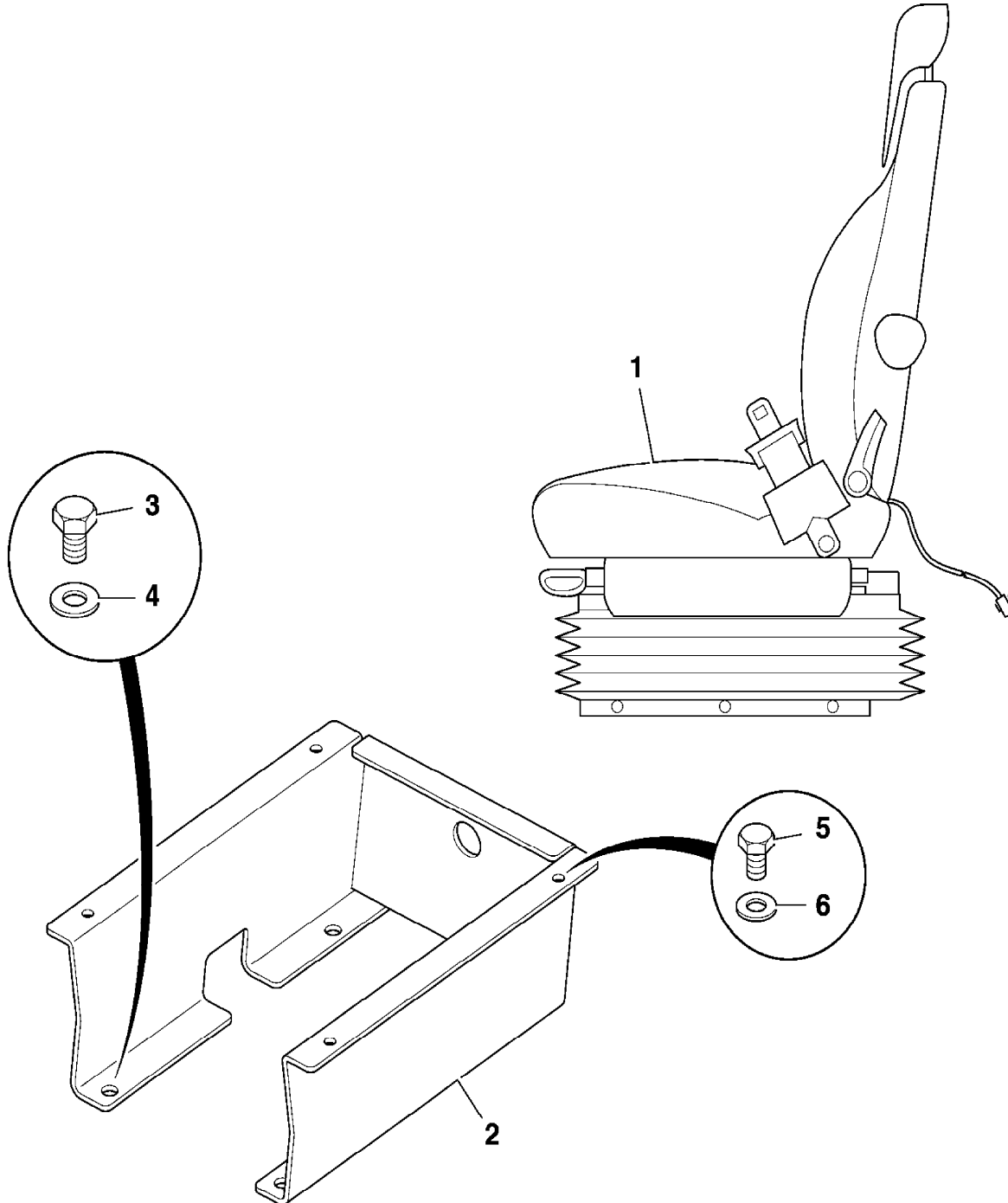
Machine group

From serial no.

To serial no.

.426

426



790750

9802/2740 B2-25-1 SEAT, AIR SUSPENSION, HEATED, COMPONENTS

Illustration

Machines

Top of catalogue

| Item | Part no. | Change No. | Description | Remarks | Usage code | Qty |
|------|------------|------------|---|--------------------------------|------------|-----|
| 0A | 40/911030 | | Seat, assy,c/w seat belt, fabric,heated | | | 1 |
| 1 | 40/910637 | | :Kit, Head Rest | | | 1 |
| 2 | 40/910670 | | :Kit, LH, Upper Assembly | | | 1 |
| 3 | 40/910635 | | ::Kit-back cover | | | 1 |
| 5 | 40/910489 | | ::Kit, back foam | | | 1 |
| 6 | 40/910685 | | ::Kit, kit, seat frame | | | 1 |
| 7 | 40/910667 | | ::Kit, seat cover | | | 1 |
| 8 | 40/212705 | | ::Kit, Seat Foam | | | 1 |
| 9 | 40/910669 | | ::Kit, Lumbar | | | 1 |
| 10 | 40/910668 | | ::Kit, knob | | | 1 |
| 11 | 40/910672 | | :Kit, Swivel | | | 1 |
| 12 | 40/910673 | | :Kit, Air Spring and Tubes | | | 1 |
| 13 | 40/910674 | | :Kit, Isolator | | | 1 |
| 14 | TBA | | :Part number, Not Yet Known | 24V compressor kit | | 1 |
| 15 | 40/910676 | | :Kit, Bump Stop | | | 1 |
| 16 | 40/910677 | | :Kit, Damper | | | 1 |
| 17 | 40/910678 | | :Kit, Suspension Cover | | | 1 |
| 18 | TBA | | :Part number, Not Yet Known | 24V suspension assembly kit | | 1 |
| 20 | 40/910680 | | :Kit, Isolator Damper | | | 1 |
| 22 | 40/910681 | | :Kit, Valve Air, and Lever | | | 1 |
| 24 | 40/910682 | | Kit, Indicator | | | 1 |
| 25 | TBA | | :Part number, Not Yet Known | 24V one touch riser sensor kit | | 1 |
| 25A | TBA | | :Part number, Not Yet Known | 24V one touch riser magnet kit | | 1 |
| 26 | 40/910664 | | :Kit, Seat-belt, 2 inch | | | 1 |
| | 40/910760 | | Kit, seatbelt, 3"(76mm), retractable | | | 1 |
| 27 | 40/910968 | | Element, seat, 24V | | | 1 |
| 28 | 40/910969 | | Element, seat back, 24V | | | 1 |
| 30 | 1315/0303D | | Setscrew | | | 4 |
| 31 | 1420/0007D | | Washer, M8 plain | | | 4 |
| 32 | 1425/0007D | | Washer, M8 spring | | | 4 |

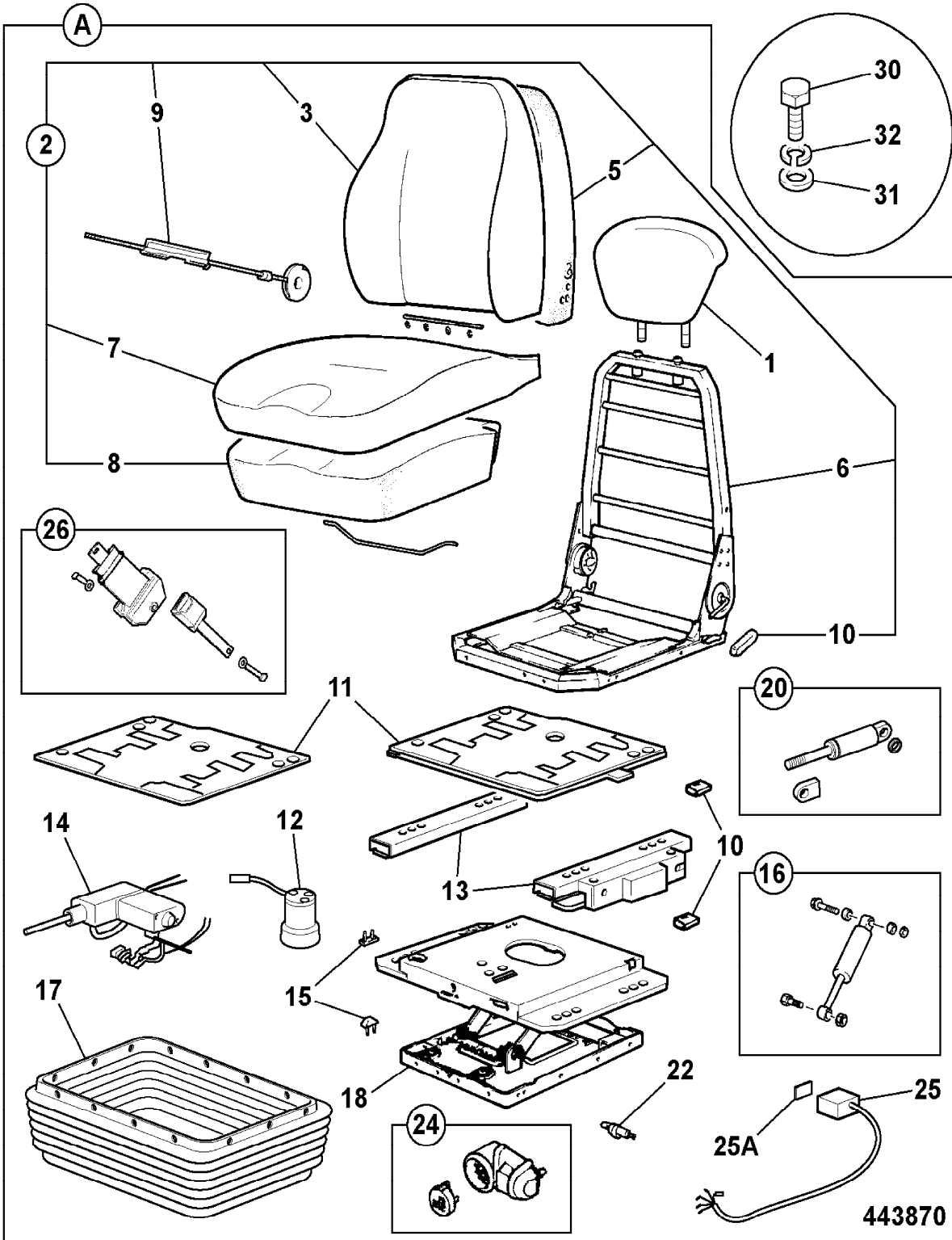
Machine group

From serial no.

To serial no.

.426

426



9802/2740 B2-26-1 FIRE EXTINGUISHER

Illustration

Machines

Top of catalogue

| Item | Part no. | Change No. | Description | Remarks | Usage code | Qty |
|------|-----------|------------|-------------------------------|------------|------------|-----|
| 1 | 265/02895 | | Extinguisher, fire c/w cradle | | | 1 |
| 1A | 265/02967 | | :Extinguisher, fire | | | 1 |
| 2 | 826/01723 | | Capscrew | | | 2 |
| 3 | . | | 'See Remark' | Not fitted | | 2 |
| 4 | . | | 'See Remark' | Not fitted | | 2 |

Machine groups

Details

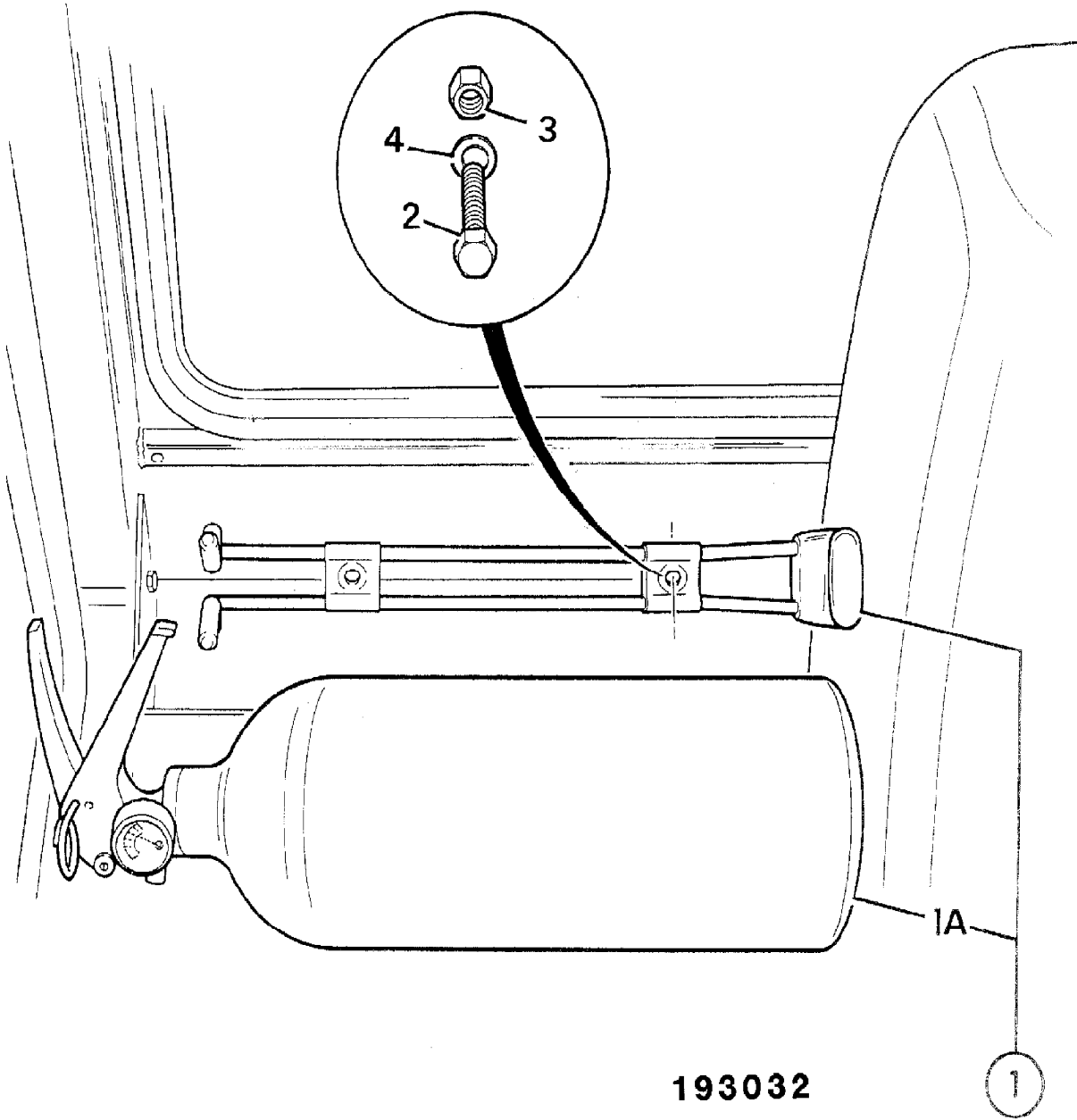
Machine group

From serial no.

To serial no.

.426

426



193032

9802/2740 B2-27-1 CUP HOLDER

Illustration

Machines

Top of catalogue

| Item | Part no. | Change No. | Description | Remarks | Usage code | Qty |
|------|------------|------------|--------------|---------|------------|-----|
| 1 | 331/16237 | | Holder, cup | | | 1 |
| 2 | 1315/0103Z | | Screw | | | 2 |
| 3 | 1370/0003Z | | Nut | | | 2 |
| 4 | 1414/0011Z | | Washer, 2 BA | | | 2 |

Machine groups

Details

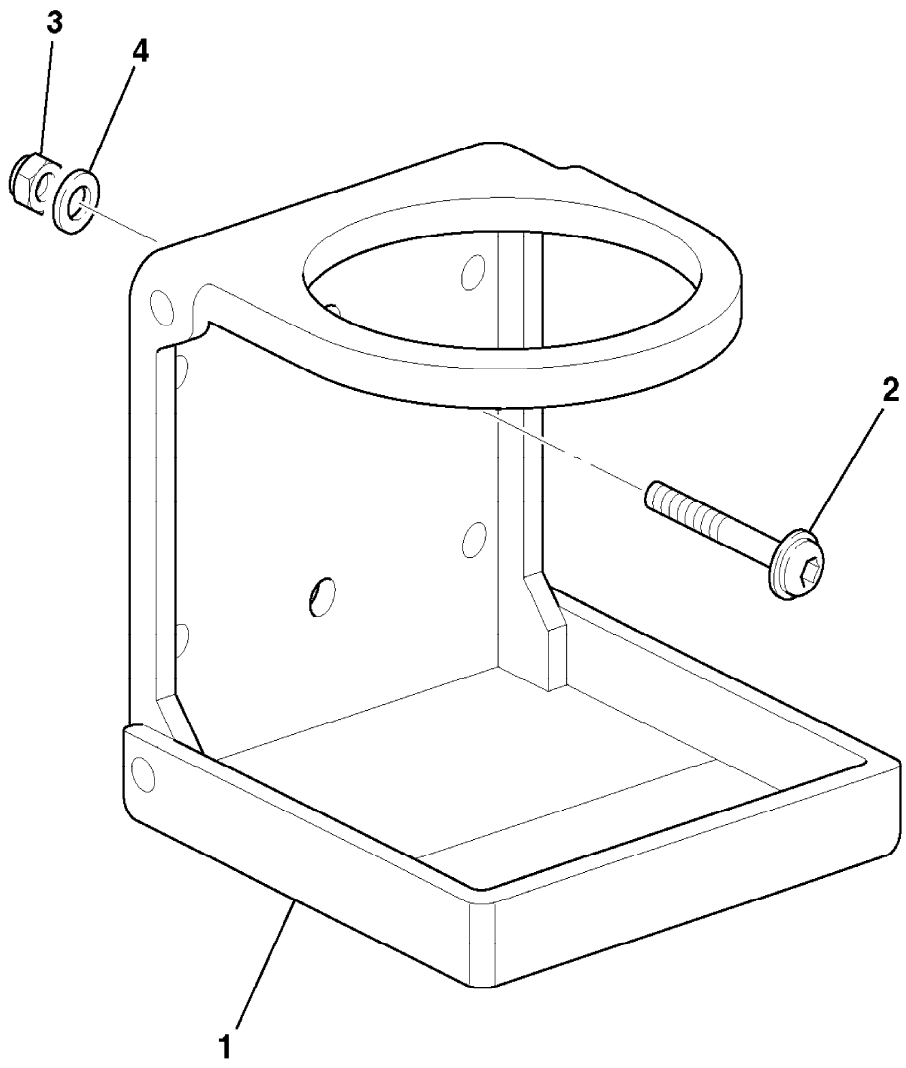
Machine group

From serial no.

To serial no.

.426

426



774790

9802/2740 B2-28-1 COVER, HEATER

Illustration

Machines

Top of catalogue

| Item | Part no. | Change No. | Description | Remarks | Usage code | Qty |
|------|------------|------------|-----------------------------|---------|------------|-----|
| 1 | 331/44767 | | Door, heater | | | 1 |
| 2 | 335/08838 | | Frame, door | | | 1 |
| 3 | 826/11339 | | Lock, assembly | | | 1 |
| 3A | 826/10101 | | Lock, barrel assembly | | | 1 |
| 3B | 331/48679 | | Housing, lock | | | 1 |
| 3C | 826/11340 | | Screw, Pan head, M6 x 8 | | | 1 |
| 4 | 290/00812 | | Lock, left side, | | | 1 |
| 5 | 826/10481 | | Screw | | | 2 |
| 6 | 1370/0203D | | Nut, lock | | | 2 |
| 7 | 290/00807 | | Latch, bolt | | | 1 |
| 8 | 1420/0008D | | Washer, M10 | | | 1 |
| 9 | 1370/0303D | | Nut, M10 | | | 1 |
| 10 | 335/09315 | | Plate, door retainer | | | 1 |
| 11 | 1420/0008D | | Washer, M10 | | | 2 |
| 12 | 826/01486 | | Screw, M8 x 20, socket type | | | 6 |
| 13 | 331/50187 | | Bracket, striker | | | 1 |
| 14 | 1370/0201D | | Nut, M8 | | | 4 |
| 15 | 823/00529 | | Washer, M8 black | | | 6 |

Machine groups

Details

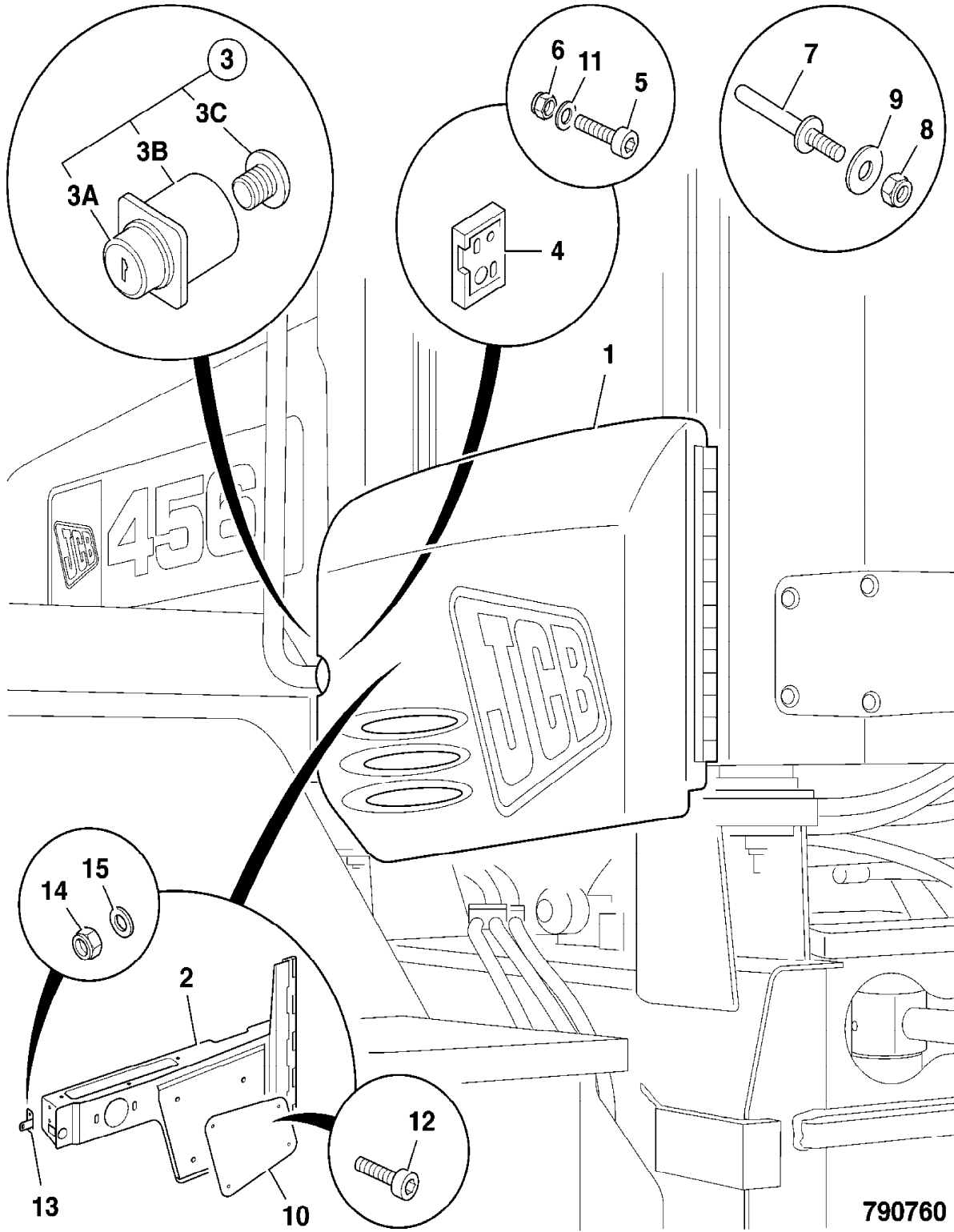
Machine group

From serial no.

To serial no.

.426

426



790760

9802/2740 B2-29-1 GUARD WINDSCREEN

Illustration

Machines

Top of catalogue

| Item | Part no. | Change No. | Description | Remarks | Usage code | Qty |
|------|------------|------------|---------------------------|---------|------------|-----|
| 1 | 335/09503 | | Guard, front screen | | | 1 |
| 2 | 335/09502 | | Guard, RH side | | | 1 |
| 3 | 335/09501 | | Guard, LH side | | | 1 |
| 4 | 331/51012 | | Bracket, screen guard, RH | | | 1 |
| 5 | 331/50995 | | Bracket, screen guard, LH | | | 1 |
| 6 | 1315/3410D | | Bolt | | | 4 |
| 7 | 1420/0008D | | Washer, M10 | | | 20 |
| 8 | 1370/0303D | | Nut, M10 | | | 10 |
| 9 | 1315/3409D | | Bolt, M10 x 35mm long | | | 6 |
| 10 | 1315/0307D | | Setscrew, M8x25 | | | 2 |
| 11 | 1420/0007D | | Washer, M8 plain | | | 4 |
| 12 | 1370/0203D | | Nut, lock | | | 2 |

Machine groups

Details

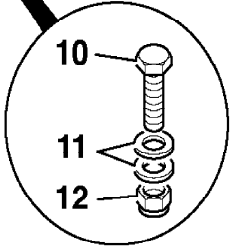
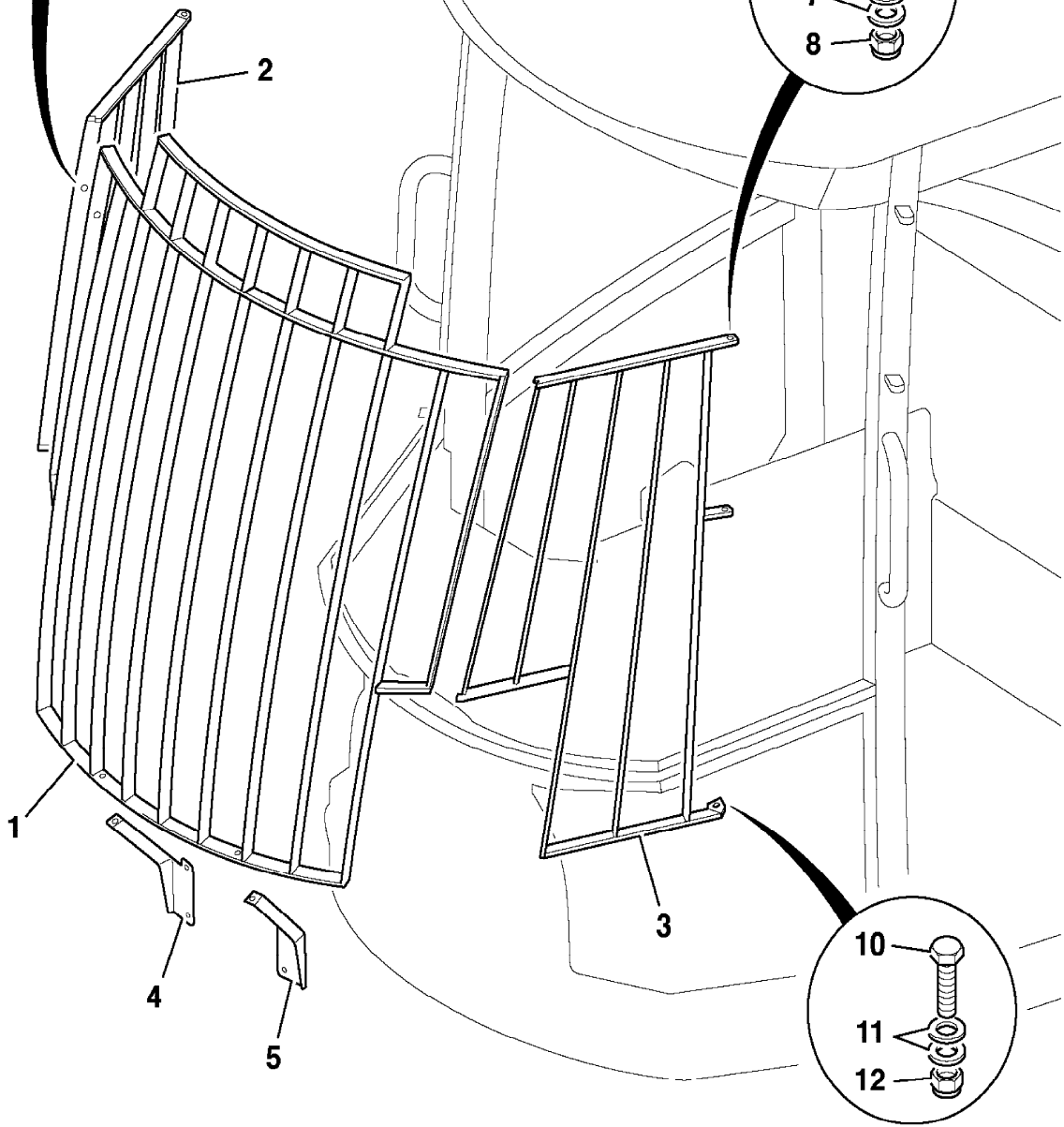
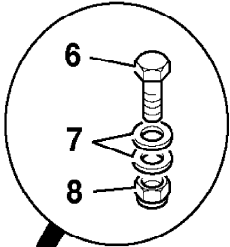
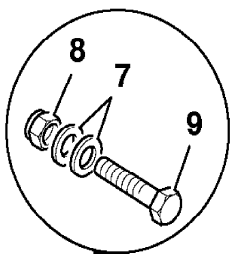
Machine group

From serial no.

To serial no.

.426

426



796720

9802/2740 B2-3-1 WINDOW, SIDE, OPENING

Illustration

Machines

Top of catalogue

| Item | Part no. | Change No. | Description | Remarks | Usage code | Qty |
|------|------------|------------|--|---------|------------|-----|
| 1 | 335/07991 | | Rail, side window | | | 1 |
| 2 | 827/80319 | | Glass, side window | | | 1 |
| 3 | 331/31247 | | Hinge, Block Assembly | | | 2 |
| 4 | 335/09474 | | Hinge | | | 2 |
| 5 | 331/38532 | | Handle, side window | | | 1 |
| 6 | 1315/3212D | | Bolt | | | 1 |
| 7 | 1370/0103D | | Nut, M6 lock | | | 1 |
| 8 | 1420/0006D | | Washer, M6 plain | | | 2 |
| 9 | 835/00074 | | Cap | | | 2 |
| 10 | 331/35450 | | Bracket, Left,stay mounting, cab window | | | 1 |
| 11 | 331/35756 | | Moulding, plastic,outer clamp, window | | | 1 |
| 12 | 813/10233 | | Gasket, window,cab | | | 3 |
| 13 | 331/23194 | | Cap, plastic, door hinges | | | 2 |
| 14 | 826/11040 | | Screw, Set Screw M8 X 20 | | | 1 |
| 15 | 826/11183 | | Screw, socket M8x45 Csk., black | | | 2 |
| 16 | 823/00529 | | Washer, M8 black | | | 8 |
| 17 | 331/45087 | | Bar, window stay | | | 1 |
| 18 | 813/10281 | | Gasket | | | 4 |
| 19 | 331/46389 | | Strut | | | 1 |
| 20 | 926/90005 | | Seal | | | 1 |
| 21 | 813/10244 | | Gasket, outer clamp>window | | | 1 |
| 22 | 813/10239 | | Gasket, inner clamp>window | | | 1 |
| 23 | 1370/0203D | | Nut, lock | | | 10 |
| 24 | 1420/0007D | | Washer, M8 plain | | | 4 |
| 25 | 1315/0308D | | Setscrew, M8 x 30mm long | | | 4 |
| 26 | 1370/0202D | | Nut, thin | | | 1 |

Machine groups

Details

Machine group

From serial no.

To serial no.

9802/2740 B2-30-1 CAB MOUNTINGS

Illustration

Machines

Top of catalogue

| Item | Part no. | Change No. | Description | Remarks | Usage code | Qty |
|------|------------|------------|---------------------|---------|------------|-----|
| 1 | 331/40790 | | Mounting, cab | | | 4 |
| 2 | 829/31207 | | Pad, rebound | | | 4 |
| 3 | 1315/4022D | | Bolt, BOLT M24x120 | | | 4 |
| 4 | 335/10966 | | Plate, locking, M24 | | | 4 |

Machine groups

Details

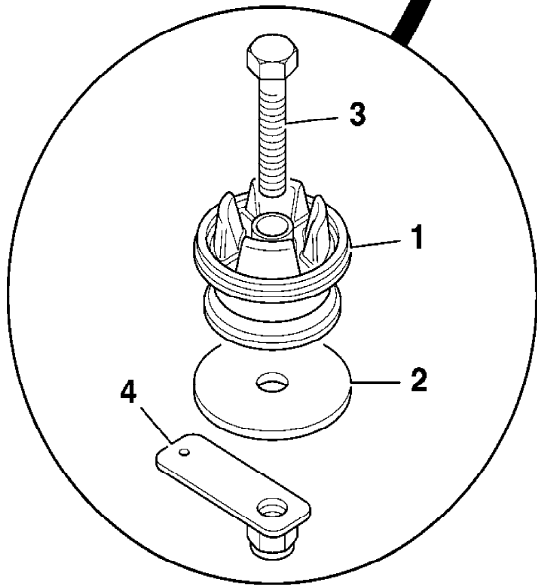
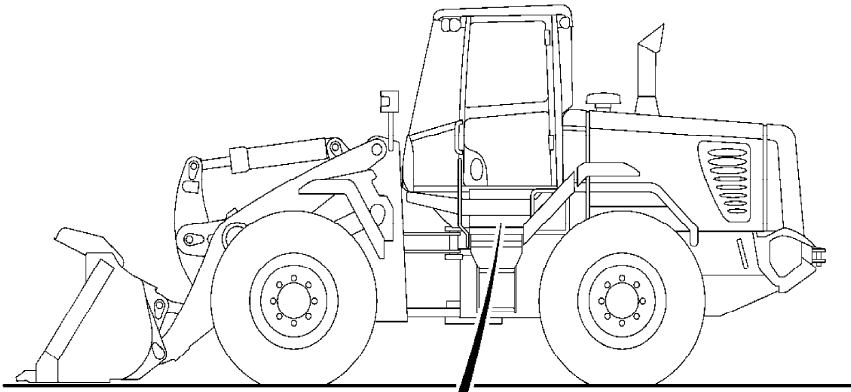
Machine group

From serial no.

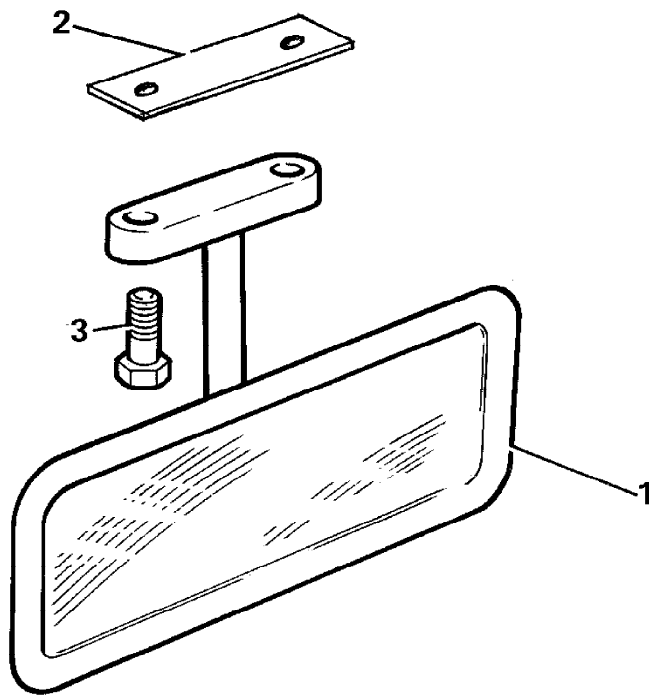
To serial no.

.426

426



790840



211630

9802/2740 B2-32-1 NON HEATED MIRROR, EXTERIOR

Illustration

Machines

Top of catalogue

| Item | Part no. | Change No. | Description | Remarks | Usage code | Qty |
|------|------------|------------|---|--|------------|-----|
| 1 | 331/34508 | | Mirror | | | 1 |
| 2 | 335/03571 | | Bracket, mirror | | | 1 |
| 3 | . | | 'See Remark' | Not fitted - see C1-24-1 for heated mirror | | 1 |
| 4 | 1315/3409D | | Bolt, M10 x 35mm long | | | 2 |
| 5 | 1370/0303D | | Nut, M10 | | | 2 |
| 6 | 823/00344 | | Washer, nylon | | | 8 |
| 7 | 2410/1103 | | Grommet, blind, hole dia 9.5mm, panel thkness 2-3mm | | | 1 |
| 8 | 2410/1107 | | Grommet, blind, 17.5mm Dia. | | | 1 |

Machine groups

Details

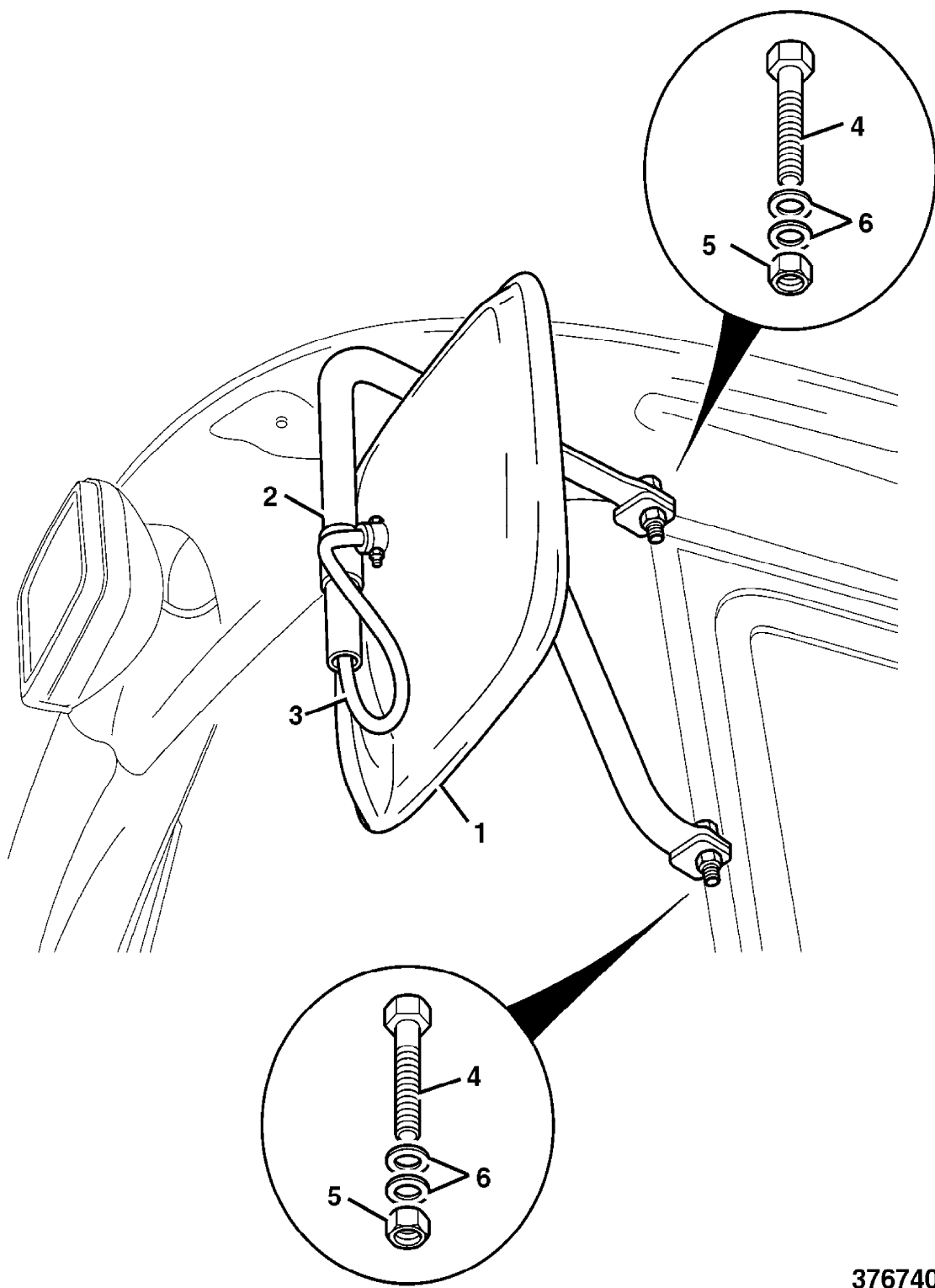
Machine group

From serial no.

To serial no.

.426

426



376740

9802/2740 B2-33-1 SEAT, ASSEMBLY, MECH. SUSPENSION, FABRIC

Illustration

Machines

Top of catalogue

| Item | Part no. | Change No. | Description | Remarks | Usage code | Qty |
|------|------------|------------|---|----------------------------|------------|-----|
| 1 | 40/911024 | | Seat, adjustable back, mech. suspension | See B2-33-2 for components | | 1 |
| 2 | 331/42449 | | Base, seat | | | 1 |
| 3 | 1315/0303D | | Setscrew | | | 4 |
| 4 | 1420/0007D | | Washer, M8 plain | | | 4 |
| 5 | 1315/0407D | | Setscrew, M10 x 25mm long | | | 4 |
| 6 | 1420/0008D | | Washer, M10 | | | 4 |
| 7 | 331/50491 | | Plate, seat adapter | | | 1 |
| 8 | 826/01486 | | Screw, M8 x 20, socket type | | | 4 |
| 9 | 826/11042 | | Nut, Lock, M8, Black | | | 4 |
| 10 | 823/00529 | | Washer, M8 black | | | 8 |
| 11 | 122/23509 | | Cap | | | 1 |

Machine groups

Details

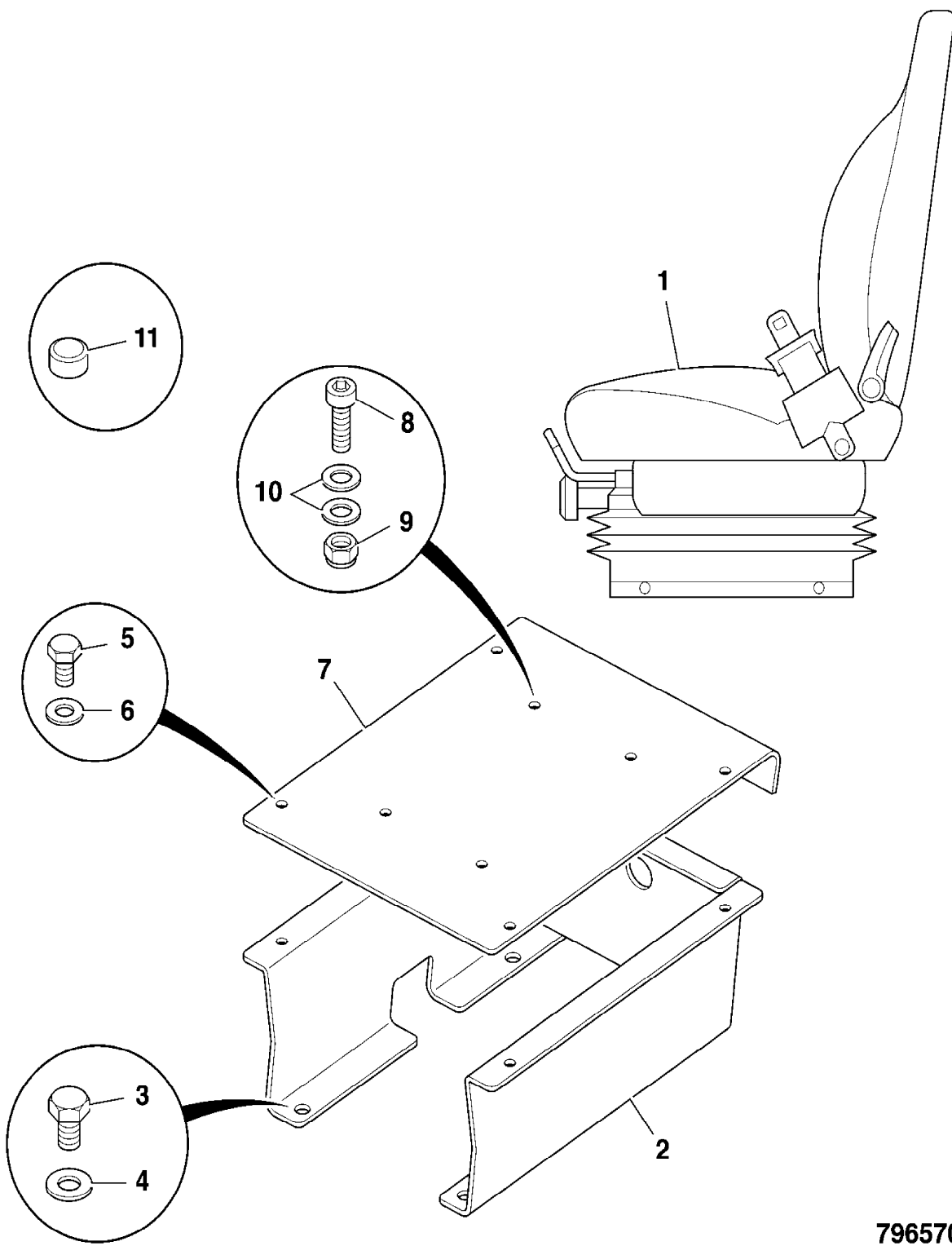
Machine group

From serial no.

To serial no.

.426

426



796570

9802/2740 B2-33-2 SEAT, COMPONENTS, MECH. SUSPENSION, FABRIC

Illustration

Machines

Top of catalogue

| Item | Part no. | Change No. | Description | Remarks | Usage code | Qty |
|------|------------|------------|---|-----------------------|------------|-----|
| 0A | 40/911024 | | Seat, adjustable back, mech. suspension | | | 1 |
| 1 | 40/911080 | | Kit, upper assembly | | | 1 |
| 2 | 40/911082 | | Kit, back cover | | | 1 |
| 3 | 40/207703 | | Kit, backrest foam | | | 1 |
| 4 | 40/911087 | | Kit, seat frame | | | 1 |
| 5 | 40/911085 | | Kit, seat cover | | | 1 |
| 6 | 40/207705 | | Kit, seat squab foam | | | 1 |
| 7 | 40/911088 | | Kit, lever | | | 1 |
| 8 | 40/911091 | | Kit, adjustment | | | 1 |
| 9 | 40/911090 | | Kit, cross strap | | | 1 |
| 10 | 40/910657 | | Kit, Weight Adjuster | | | 1 |
| 11 | 331/36938 | | Kit, up / bump stop | | | 1 |
| 13 | 40/910659 | | Kit, Damper | | | 1 |
| 14 | 40/910660 | | Kit, Suspension | | | 1 |
| 15 | 40/910661 | | Kit, ride indicator | | | 1 |
| 16 | 40/910662 | | Kit, suspension cover | | | 1 |
| 17 | 40/910664 | | Kit, Seat-belt, 2 inch | | | 1 |
| | 40/910760 | | Kit, seatbelt, 3"(76mm), retractable | | | 1 |
| 18 | . | | 'See Remark' | Lumbar kit not fitted | | 1 |
| 20 | 1315/0303D | | Setscrew | | | 4 |
| 21 | 1420/0007D | | Washer, M8 plain | | | 4 |
| 22 | 1425/0007Z | | Washer, spring | | | 4 |
| 30 | 40/911093 | | Kit, headrest | | | 1 |

Machine groups

Details

Machine group

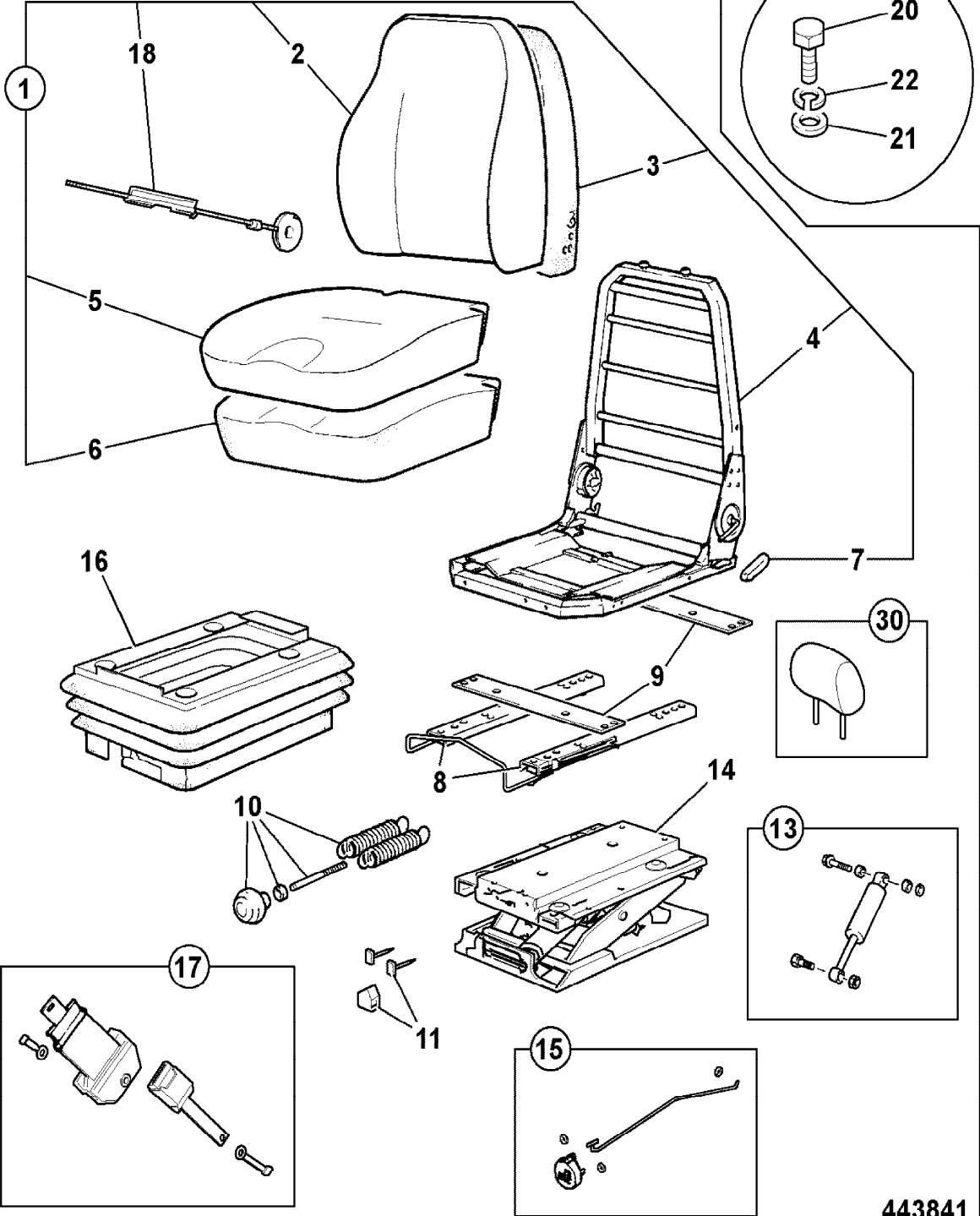
From serial no.

To serial no.

.426

426

A



443841

9802/2740 B2-34-1 SEAT, ASSEMBLY, MECH. SUSPENSION, VINYL

Illustration

Machines

Top of catalogue

| Item | Part no. | Change No. | Description | Remarks | Usage code | Qty |
|------|------------|------------|------------------------------------|----------------------------|------------|-----|
| 1 | 40/911025 | | Seat, Fixed back, Mech. suspension | See B2-34-2 for components | | 1 |
| 2 | 331/42449 | | Base, seat | | | 1 |
| 3 | 1315/0303D | | Setscrew | | | 4 |
| 4 | 1420/0007D | | Washer, M8 plain | | | 4 |
| 5 | 1315/0407D | | Setscrew, M10 x 25mm long | | | 4 |
| 6 | 1420/0008D | | Washer, M10 | | | 4 |
| 7 | 331/50491 | | Plate, seat adapter | | | 1 |
| 8 | 826/01486 | | Screw, M8 x 20, socket type | | | 4 |
| 9 | 826/11042 | | Nut, Lock, M8, Black | | | 4 |
| 10 | 823/00529 | | Washer, M8 black | | | 8 |
| 11 | 122/23509 | | Cap | | | 4 |

Machine groups

Details

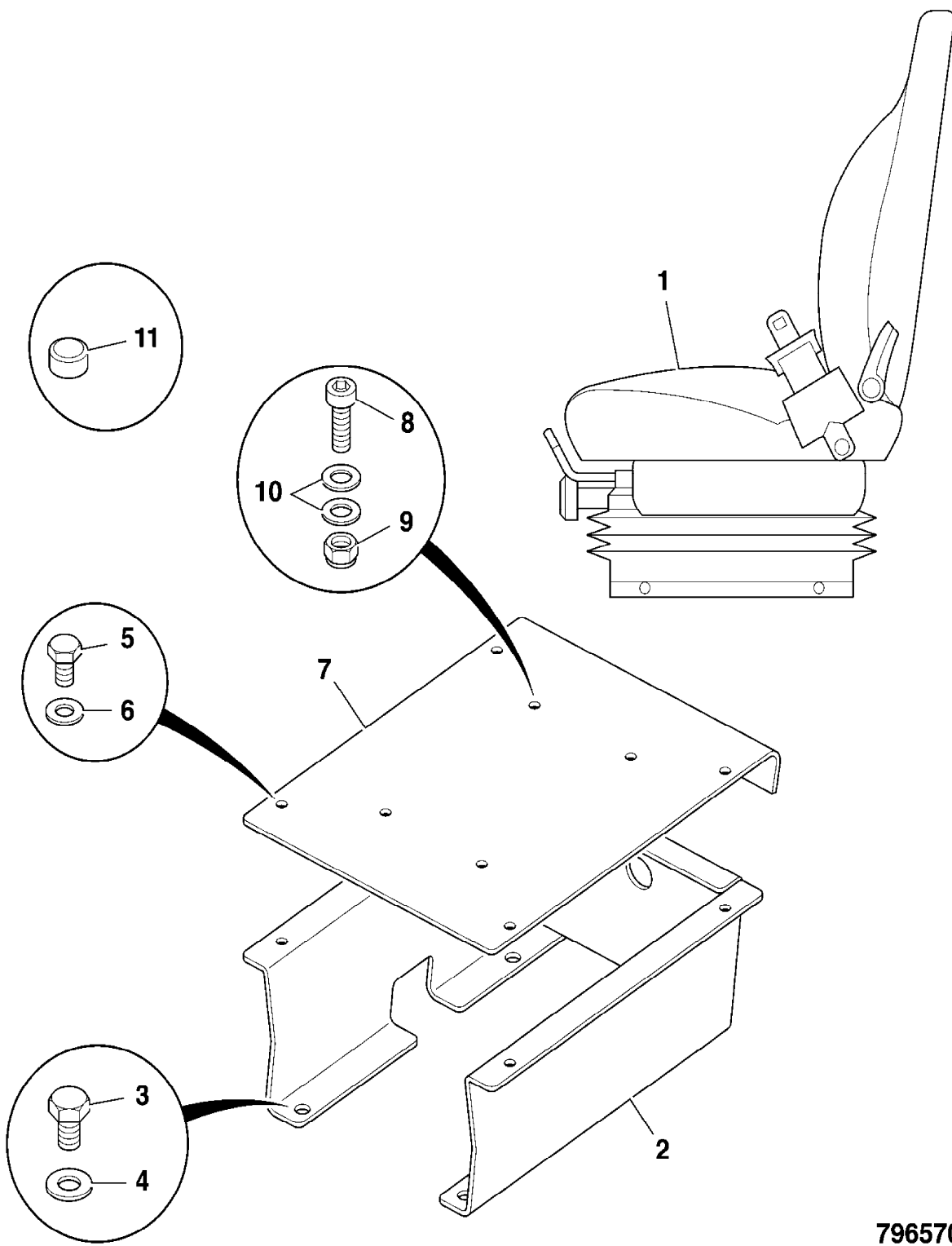
Machine group

From serial no.

To serial no.

.426

426



796570

9802/2740 B2-34-2 SEAT, COMPONENTS, MECH SUSPENSION, VINYL

Illustration

Machines

Top of catalogue

| Item | Part no. | Change No. | Description | Remarks | Usage code | Qty |
|------|------------|------------|--------------------------------------|-----------------------|------------|-----|
| 0A | 40/911025 | | Seat, Fixed back, Mech. suspension | | | 1 |
| 1 | 40/911079 | | :Kit, upper assembly | | | 1 |
| 2 | 40/911081 | | :Kit, back cover | | | 1 |
| 3 | 40/207703 | | :Kit, backrest foam | | | 1 |
| 4 | 40/911087 | | :Kit, seat frame | | | 1 |
| 5 | 40/911084 | | :Kit, seat cover | | | 1 |
| 6 | 40/911086 | | :Kit, seat foam | | | 1 |
| 7 | 40/911088 | | :Kit, lever | | | 1 |
| 8 | 40/911091 | | :Kit, adjustment | | | 1 |
| 9 | 40/911090 | | :Kit, cross strap | | | 1 |
| 10 | 40/910657 | | :Kit, Weight Adjuster | | | 1 |
| 11 | 331/36938 | | :Kit, up / bump stop | | | 1 |
| 13 | 40/910659 | | :Kit, Damper | | | 1 |
| 14 | 40/910660 | | :Kit, Suspension | | | 1 |
| 15 | 40/910661 | | :Kit, ride indicator | | | 1 |
| 16 | 40/910662 | | :Kit, suspension cover | | | 1 |
| 17 | 40/910664 | | :Kit, Seat-belt, 2 inch | | | 1 |
| | 40/910760 | | Kit, seatbelt, 3"(76mm), retractable | | | 1 |
| 18 | . | | :See Remark' | Lumbar kit not fitted | | 1 |
| 20 | 1315/0303D | | Setscrew | | | 4 |
| 21 | 1420/0007D | | Washer, M8 plain | | | 4 |
| 22 | 1425/0007Z | | Washer, spring | | | 4 |
| 30 | 40/911092 | | :Kit, headrest | | | 1 |

Machine groups

Details

Machine group

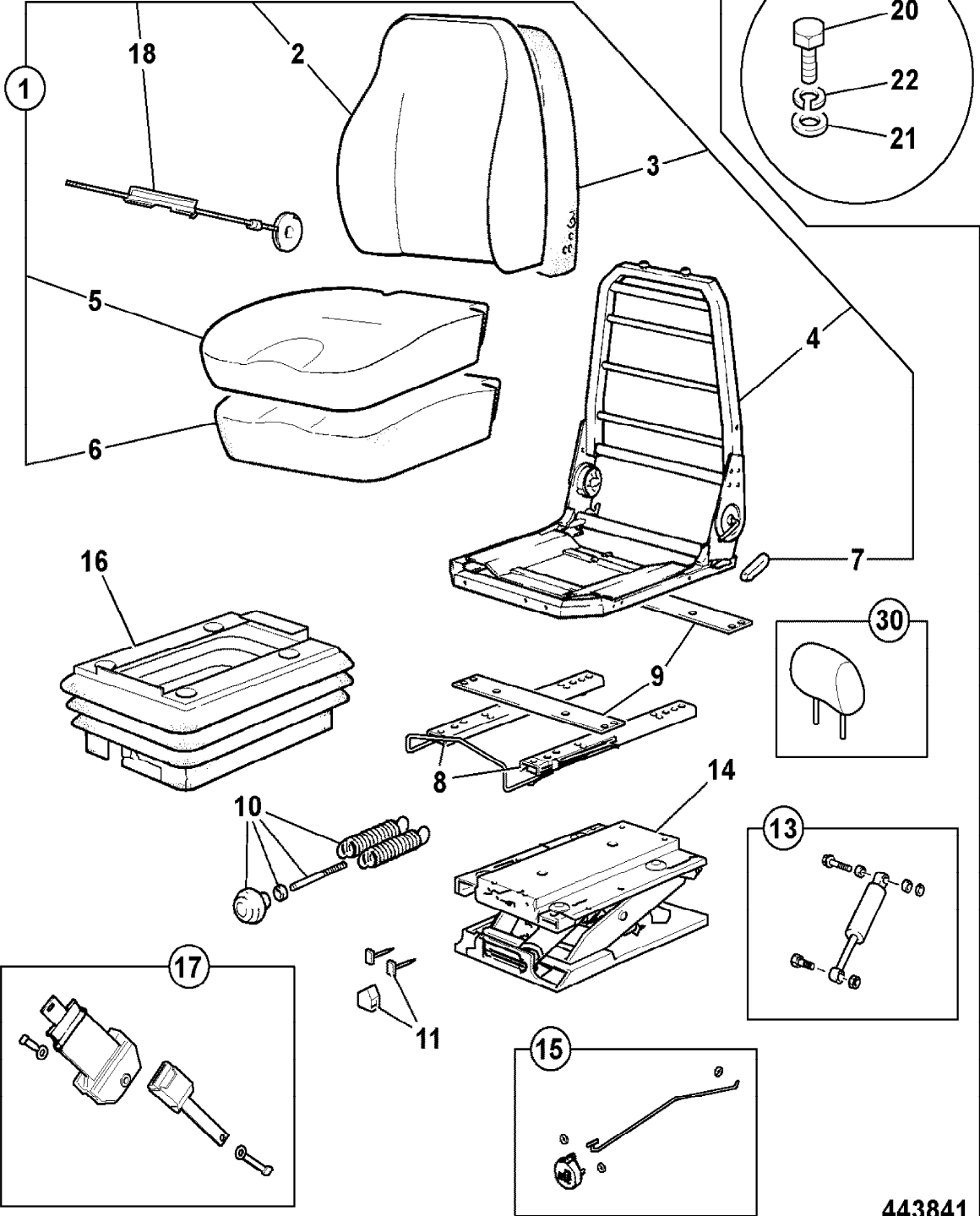
From serial no.

To serial no.

.426

426

A



443841

9802/2740 B2-35-1 SOUNDPROOFING, CAB

Illustration

Machines

Top of catalogue

| Item | Part no. | Change No. | Description | Remarks | Usage code | Qty |
|------|-----------|------------|--|---------|------------|-----|
| 2 | 331/51747 | | Panel, soundproofing, RH console | | | 1 |
| 3 | 331/51754 | | Panel, soundproofing, RH console | | | 1 |
| 4 | 331/51743 | | Panel, soundproofing, floor,RH console | | | 1 |
| 5 | 331/51703 | | Panel, soundproofing, roof | | | 2 |
| 6 | 331/51758 | | Panel, soundproofing, rear bulkhead | | | 1 |
| 7 | 331/51814 | | Panel, soundproofing, rear bulkhead mldg. | | | 1 |
| 8 | 331/51816 | | Panel, soundproofing, rear bulkhead RH | | | 1 |
| 9 | 331/51815 | | Panel, soundproofing, rear bulkhead LH | | | 1 |
| 10 | 331/51813 | | Panel, soundproofing, rear bulkhead mdlg. | | | 1 |
| 11 | 331/51759 | | Panel, soundproofing, rear floor | | | 1 |
| 12 | 331/51760 | | Panel, soundproofing, under cab floor,rear | | | 1 |
| 13 | 331/51763 | | Panel, soundproofing, under cab floor | | | 1 |
| 14 | 331/51773 | | Panel, soundproofing, under cab floor | | | 1 |
| 15 | 331/51785 | | Panel, soundproofing, under cab floor | | | 1 |
| 16 | 331/51781 | | Panel, soundproofing, under cab floor | | | 1 |
| 17 | 826/01308 | | Retainer, insulation | | | 13 |
| 18 | 331/52836 | | Panel, soundproofing, floor | | | 1 |
| 19 | 331/52837 | | Panel, soundproofing, floor | | | 1 |
| 20 | 331/52838 | | Panel, soundproofing, floor | | | 1 |
| 21 | 331/52839 | | Panel, soundproofing, floor | | | 1 |

Machine groups

Details

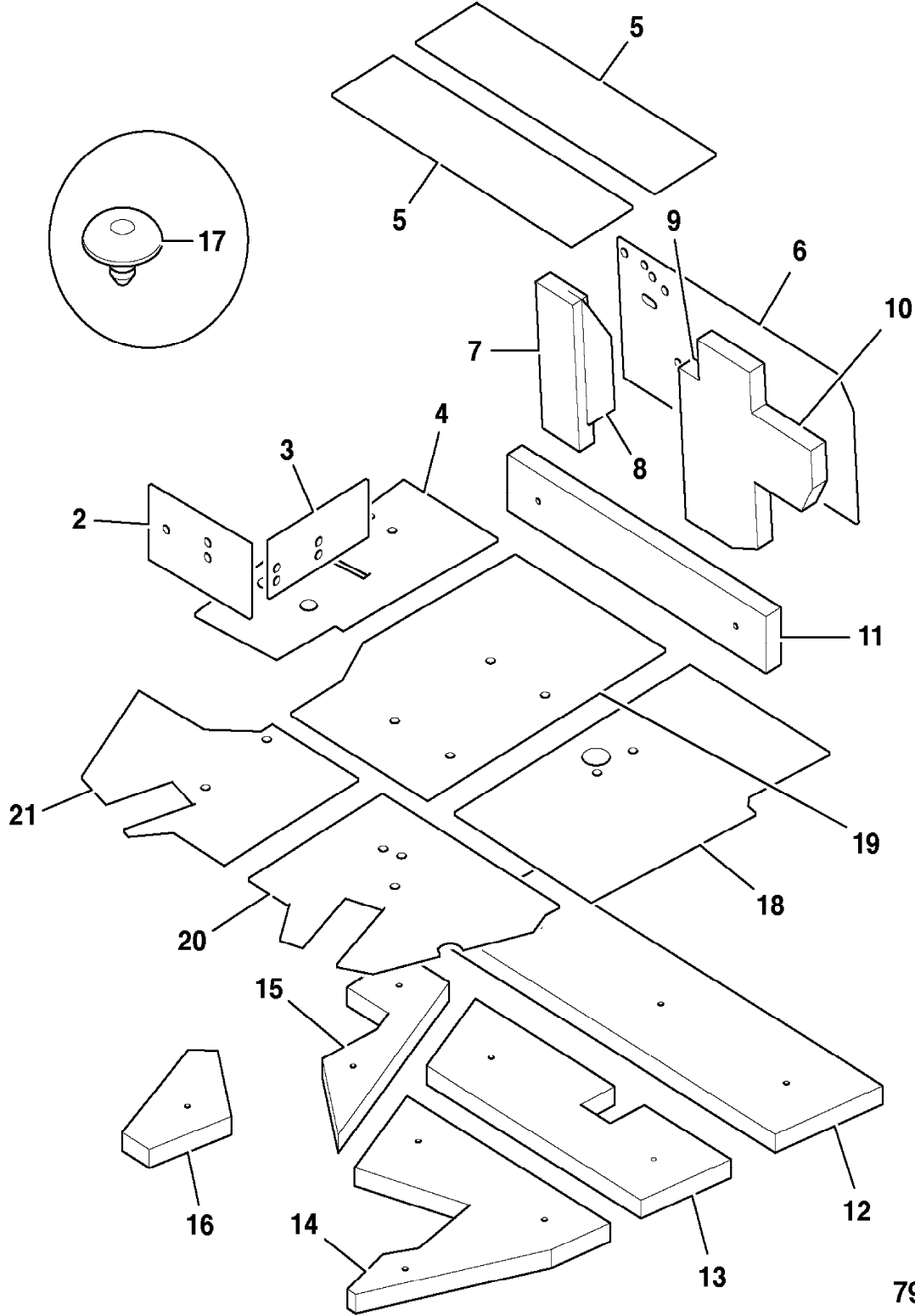
Machine group

From serial no.

To serial no.

.426

426



796801

9802/2740 B2-36-1 GLASS HAMMER

Illustration

Machines

Top of catalogue

| Item | Part no. | Change No. | Description | Remarks | Usage code | Qty |
|------|-----------|------------|----------------------------------|---------|------------|-----|
| 1 | 265/00678 | | Tool, emergency, glass breaker | | | 1 |
| 2 | 265/00679 | | Holder, breaker tool | | | 1 |
| 3 | 1430/0202 | | Screw, self tapping | | | 2 |
| 4 | 152/17502 | | Ring, key 20mm diameter, approx. | | | 1 |

Machine groups

Details

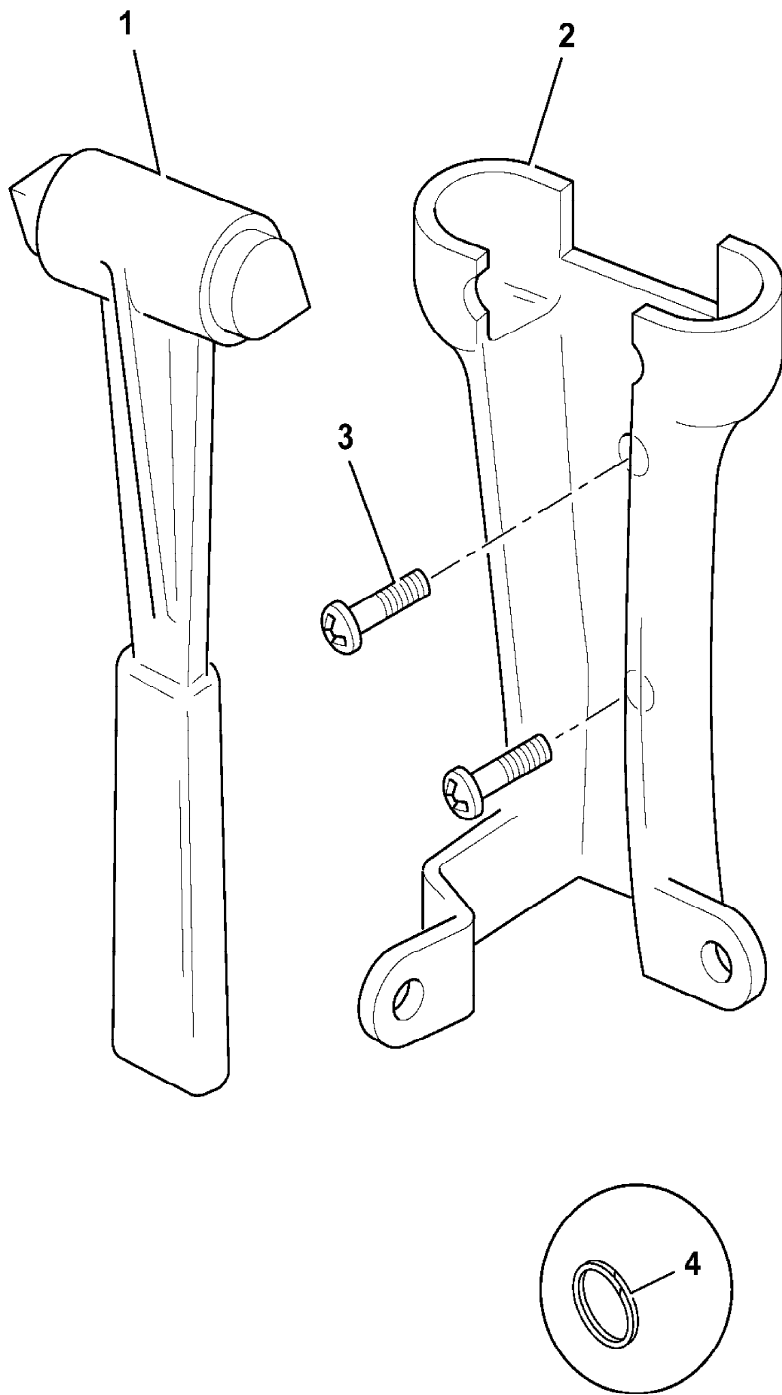
Machine group

From serial no.

To serial no.

.426

426



405131

9802/2740 B2-37-1 SEAT ARM REST, SALES SPECIAL

Illustration

Machines

Top of catalogue

| Item | Part no. | Change No. | Description | Remarks | Usage code | Qty |
|------|-----------|------------|--------------------|---|------------|-----|
| 1 | 40/910970 | | Rest, arm | Left hand side only. Sales special 7884 | | 1 |
| 2 | N.S.P. | | None serviced part | | | 0 |
| 3 | N.S.P. | | None serviced part | | | 0 |

Machine groups

Details

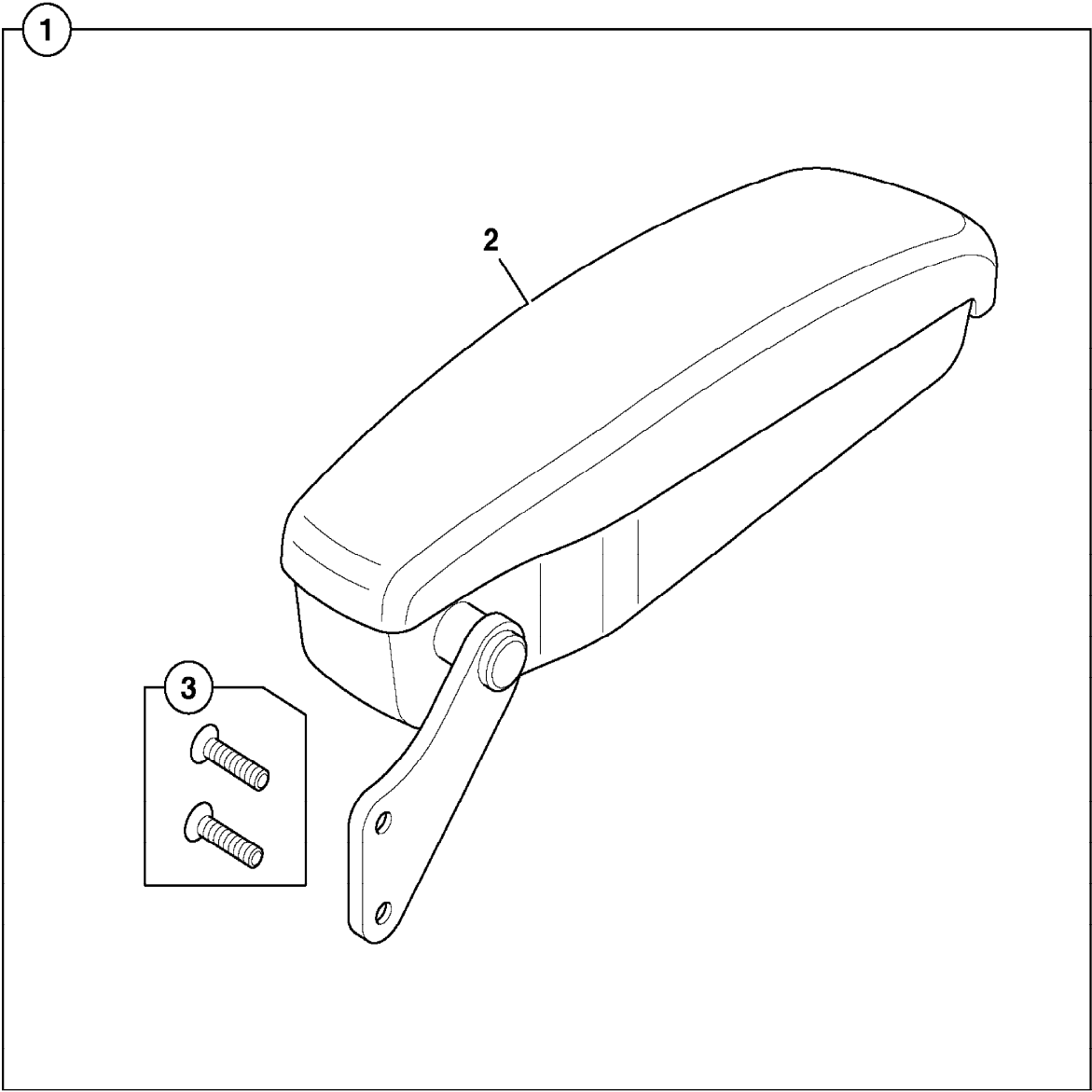
Machine group

From serial no.

To serial no.

.426

426



796970

9802/2740 B2-4-1 INTERIOR MOULDINGS

Illustration

Machines

Top of catalogue

| Item | Part no. | Change No. | Description | Remarks | Usage code | Qty |
|------|------------|------------|---|---------------|------------|-----|
| 1 | 331/44761 | | Moulding, steer console | | | 1 |
| | 331/51033 | | Moulding, steer console, canopy cab | Canopy cab | | 1 |
| 2 | 331/44762 | | Moulding, instrument panel | | | 1 |
| 3 | 346/00200 | | Moulding, upper steer column | | | 1 |
| 4 | 346/00201 | | Moulding, upper steer column | | | 1 |
| 5 | 331/32927 | | Cover, Steer Column Lower | | | 1 |
| 6 | 331/48879 | | Plate, moulding mounting | | | 1 |
| 7 | 331/44770 | | Moulding, LH front dash | | | 1 |
| 8 | 331/44769 | | Moulding, RH front dash | | | 1 |
| 9 | 331/44763 | | Moulding, side console | | | 1 |
| | 331/51032 | | Moulding, side console, canopy cab | Canopy cab | | 1 |
| 10 | 331/44764 | | Moulding, rear bulkhead | | | 1 |
| | 331/51031 | | Moulding, rear bulkhead, canopy cab | Canopy cab | | 1 |
| 11 | 346/00095 | | Cover, fuse/relay | | | 1 |
| 12 | 331/45845 | | Plate, access, RH console | | | 1 |
| 13 | 826/01559 | | Screw, M6 x 16mm long, button head socket | | | 19 |
| 14 | 331/42853 | | Lining, roof, twin roller blind | | | 1 |
| | 331/49140 | | Lining, roof, Sun visor | | | 1 |
| | 331/49141 | | Lining, front roller blind | | | 1 |
| 14A | 331/49362 | | Gasket, Foam | | | 2 |
| 14B | 813/10297 | | Gasket, plenum | | | 1 |
| 15 | 826/00952 | | Fastener, drive | | | 14 |
| 16 | 826/01493 | | Screw, countersunk, M6x25 | | | 4 |
| 17 | 826/01522 | | Screw | | | 4 |
| 18 | 331/48466 | | Bracket, retainer, fuse/relay cover | | | 1 |
| 19 | 826/10996 | | Screw | | | 2 |
| 20 | 826/01758 | | Screw, Thumb 30mm long | | | 1 |
| 20A | 823/00598 | | Washer, Retaining | | | 1 |
| 21 | 331/32481 | | Ashtray | | | 1 |
| 22 | 826/11035 | | Nut, M6 Caged Nut | To fit item 9 | | 3 |
| 23 | 1315/0203D | | Setscrew | | | 2 |
| 24 | 1420/0006D | | Washer, M6 plain | | | 2 |
| 25 | 826/01560 | | Screw, button head, M6x25 | | | 4 |
| 26 | 826/01406 | | Screw, socket flange head, M5 x 20 | | | 4 |
| 31 | 331/31886 | | Bag, Luggage Net | | | 1 |

| | | | | | | |
|----|------------|--|---|--|--|-----|
| 32 | 826/11417 | | Screw, countersunk, M4 x 15 | | | 4 |
| 33 | 335/08275 | | Bracket, mounting, steer column console | Mounting for item 1 | | 1 |
| 34 | 1315/0305D | | Screw, set M8x20 | | | 2 |
| 35 | 1420/0007D | | Washer, M8 plain | | | 2 |
| 36 | 331/26974 | | Vent, air(76.5mm dia.hole) | Rear bulkhead and side console mouldings | | 3 |
| 37 | 30/926491 | | Vent, air | Rear bulkhead only | | 1 |
| 38 | 141/00495 | | Vent, elbow | | | 3 |
| 39 | 649/05411 | | Hose, convoluted | Rear bulkhead only | | 1 |
| 40 | 649/05414 | | Hose, air | Rear bulkhead and side console | | 3 |
| 41 | 2201/0010 | | Clip, jubilee | Rear bulkhead and side console | | 7 |
| 42 | 926/20300 | | Seal, door | | | A/R |

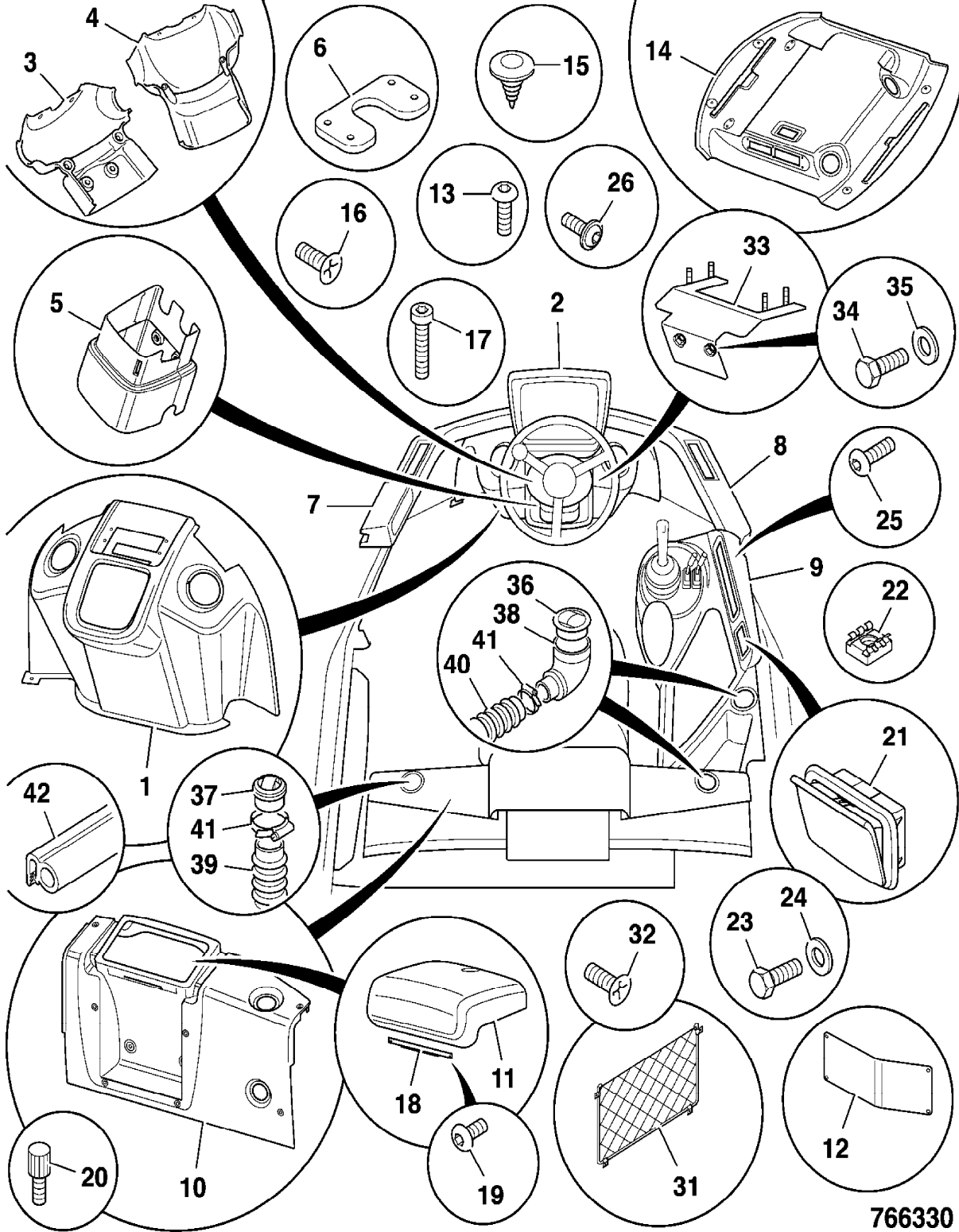
Machine groups

Details

Machine group From serial no. To serial no.

.426

426



766330

9802/2740 B2-5-1 CAB GLAZING, TINTED, SLIDING WINDOW

Illustration

Machines

Top of catalogue

| Item | Part no. | Change No. | Description | Remarks | Usage code | Qty |
|------|-----------|------------|--|-------------|------------|-----|
| 0A | 827/80319 | | Glass, side window | | | 1 |
| 0B | 827/80368 | | Glass, door | | | 1 |
| 0C | 827/80335 | | Glass, sliding | | | 1 |
| 1 | 827/80317 | | Windscreen, front, tinted | | | 1 |
| 2 | 827/80343 | | Glass, lower, right side, front | | | 1 |
| | 331/50863 | | Panel, lower, right side, front | Wastemaster | | 1 |
| 3 | 827/80344 | | Glass, lower, left side, front | | | 1 |
| | 331/50862 | | Panel, lower, left side, front | Wastemaster | | 1 |
| 4 | 827/80345 | | Glass, lower, left side | | | 1 |
| | 331/50865 | | Panel, lower | Wastemaster | | 1 |
| 5 | 827/80322 | | Glass, upper, left side | | | 1 |
| 6 | 827/80323 | | Glass, upper, right side | | | 1 |
| 7 | 827/80346 | | Glass, lower, right side | | | 1 |
| | 331/50865 | | Panel, lower | Wastemaster | | 1 |
| 8 | 827/80316 | | Glass, rear | | | 1 |
| 12 | 926/15500 | | Spacer, block | | | 46 |
| 13 | 331/25735 | | Pillar, window | | | 4 |
| 14 | 826/01592 | | Fastener, scrivet, button head fir tree | | | 2 |

Machine groups

Details

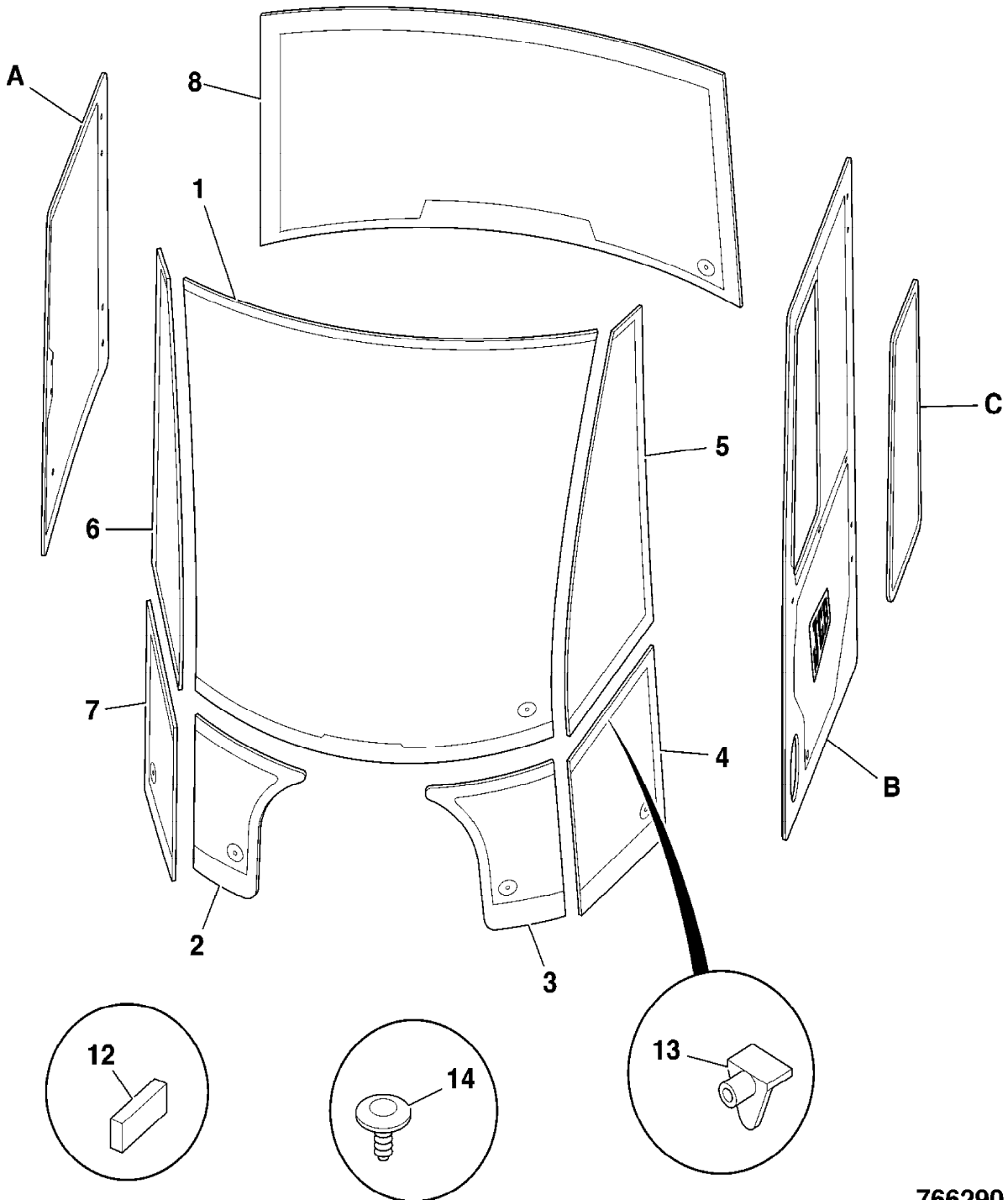
Machine group

From serial no.

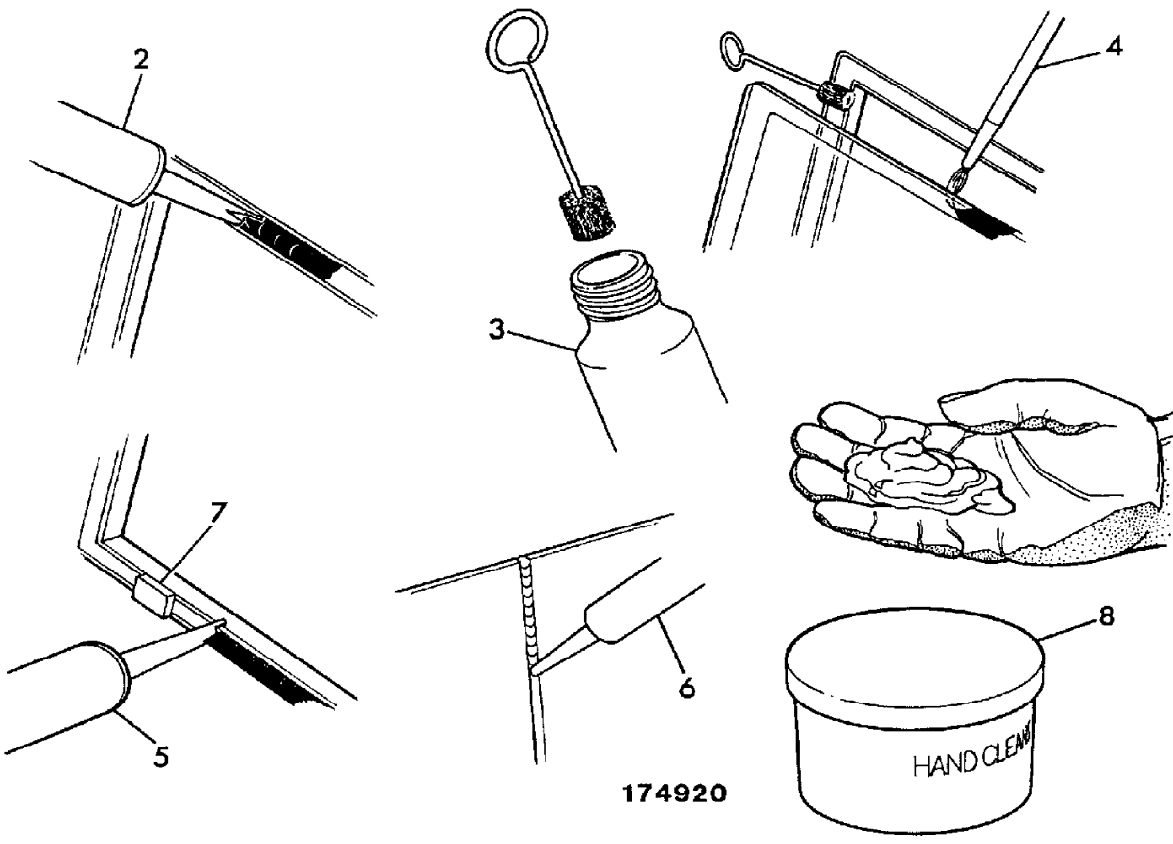
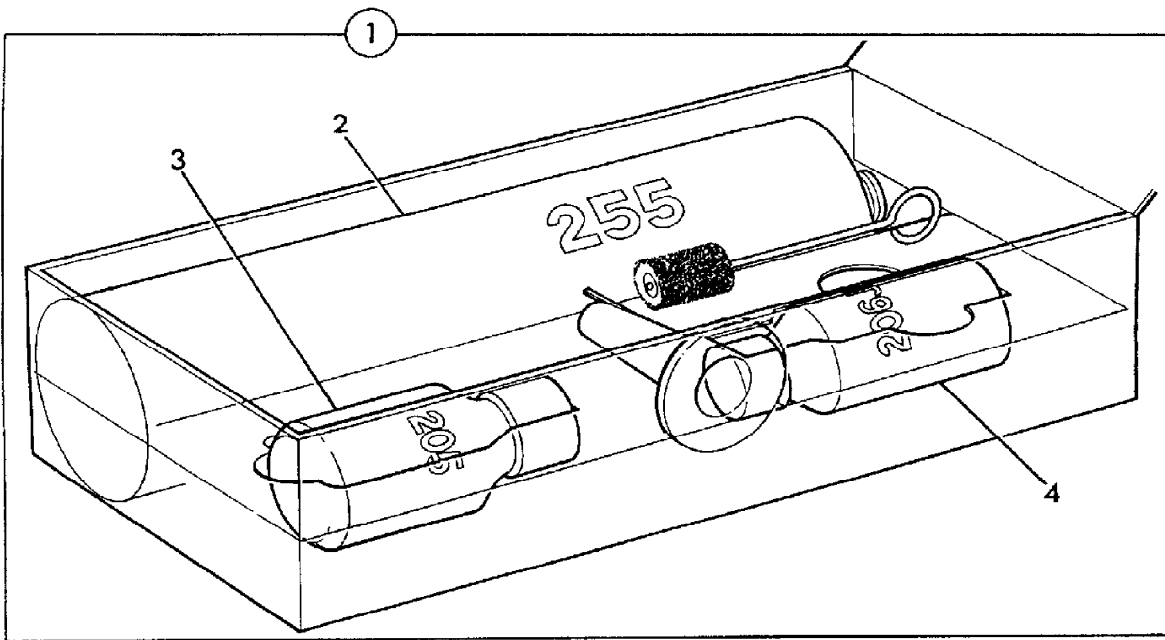
To serial no.

.426

426



766290



9802/2740 B2-7-1 VISOR, SUN

Illustration

Machines

Top of catalogue

| Item | Part no. | Change No. | Description | Remarks | Usage code | Qty |
|------|------------|------------|------------------|------------|------------|-----|
| 1 | 331/39598 | | Blind, sun | | | 1 |
| 2 | 1315/0207D | | Screw, M6 x 25mm | | | 2 |
| 3 | 1420/0006D | | Washer, M6 plain | | | 2 |
| 4 | . | | 'See Remark' | Not fitted | | 3 |
| 5 | 826/10879 | | Nut, M6 | | | 2 |

Machine groups

Details

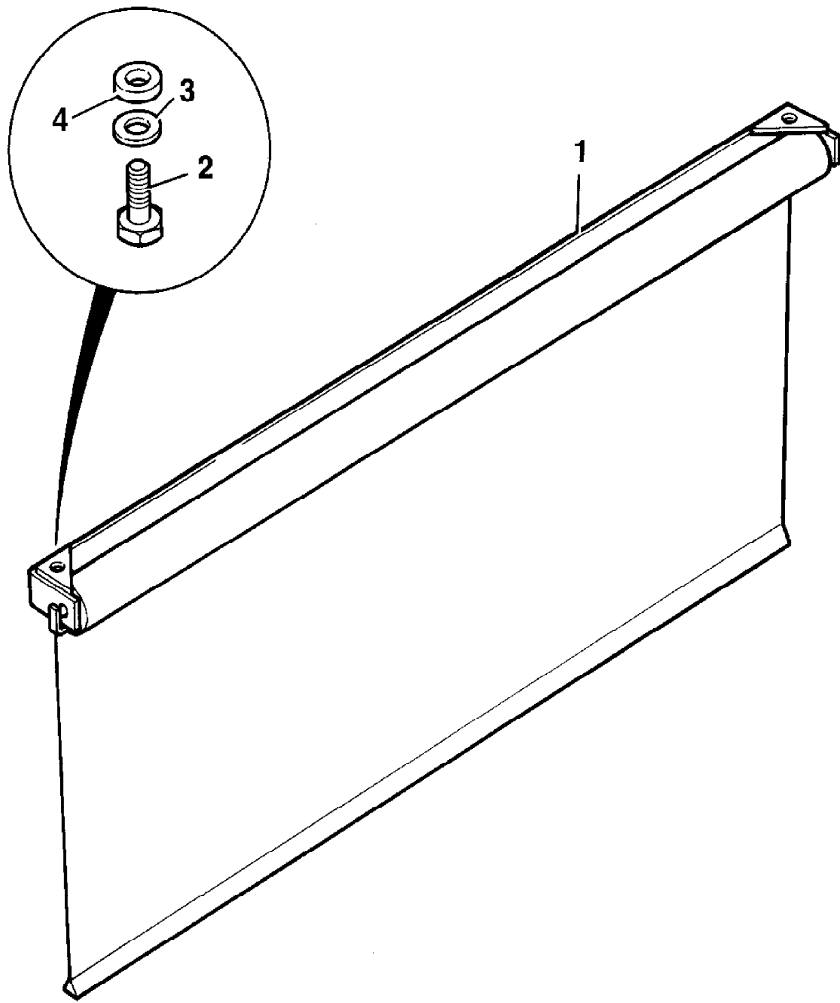
Machine group

From serial no.

To serial no.

.426

426



202091

9802/2740 B2-8-1 VISOR, SUN

Illustration

Machines

Top of catalogue

| Item | Part no. | Change No. | Description | Remarks | Usage code | Qty |
|------|------------|------------|--------------------|---------|------------|-----|
| 1 | 331/24572 | | Visor, sun | | | 1 |
| 2 | 331/49615 | | Bracket, sun visor | | | 1 |
| 3 | 826/10973 | | Nut, Bollhof M5 | | | 3 |
| 4 | 826/10472 | | Screw, M5 x 25 | | | 3 |
| 5 | 1315/0203D | | Setscrew | | | 2 |
| 6 | 1420/0006D | | Washer, M6 plain | | | 2 |
| 7 | 826/10879 | | Nut, M6 | | | 2 |

Machine groups

Details

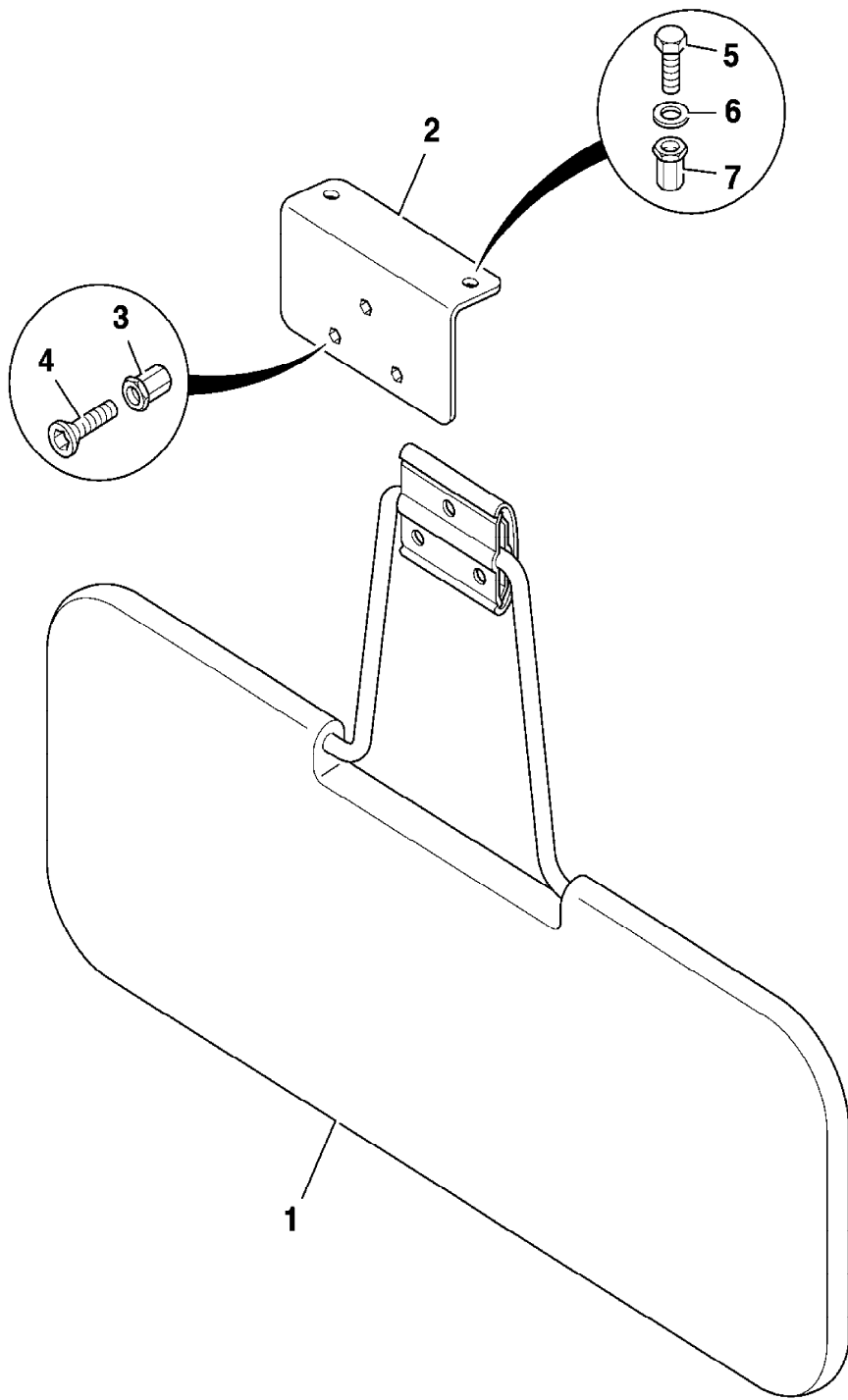
Machine group

From serial no.

To serial no.

.426

426



790730

9802/2740 B2-9-1 CANOPY

Illustration

Machines

Top of catalogue

| Item | Part no. | Change No. | Description | Remarks | Usage code | Qty |
|------|-----------|------------|---------------------------------|---------|------------|-----|
| 1 | 269/40797 | | Canopy | | | 1 |
| 2 | 826/10879 | | :Nut, M6 | | | 21 |
| 3 | 826/10977 | | :Nut, rivet,M8 Hex, low profile | | | 17 |
| 4 | 826/10973 | | :Nut, Bollhof M5 | | | 24 |
| 5 | 826/01181 | | :Nut, rivet | | | 8 |
| 6 | 826/10346 | | :Nut, rivet | | | 4 |
| 7 | 926/09800 | | Seal, strip | | | A/R |
| 8 | 926/20300 | | Seal, door | | | A/R |

Machine groups

Details

Machine group

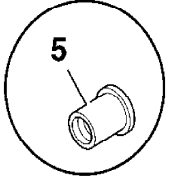
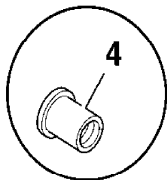
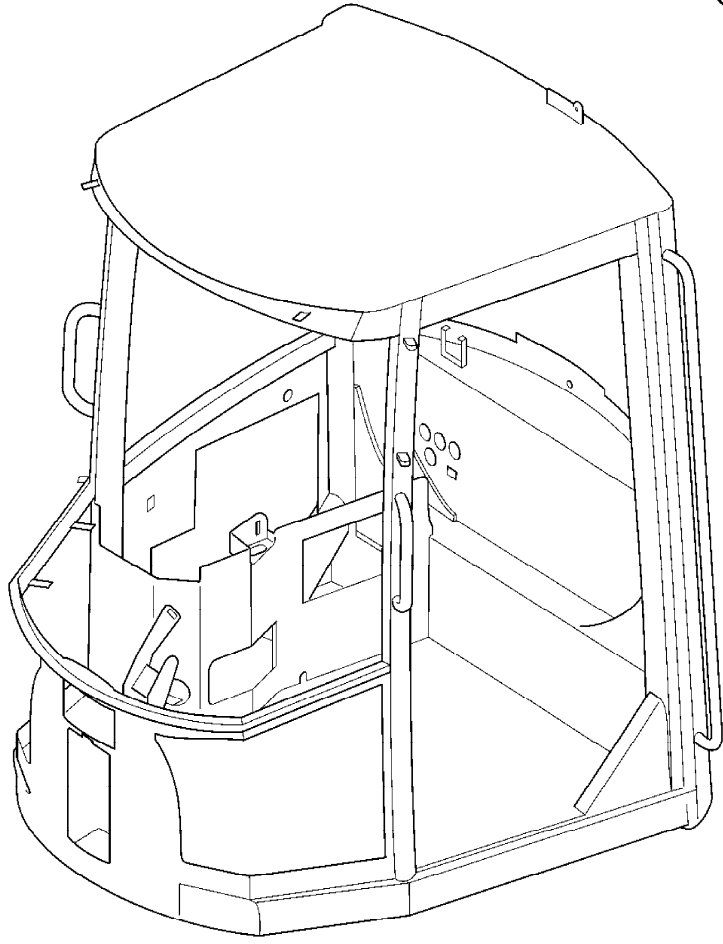
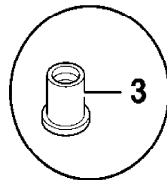
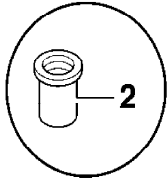
From serial no.

To serial no.

.426

426

1



796700

| | | | | | |
|----|------------|--|--|--|-----|
| 31 | 819/00103 | | Shim, 1mm thick, 75mm I.D | | 12 |
| 32 | 819/00094 | | Shim, 65 i/d, 1mm thick | | 48 |
| 34 | 1315/3731D | | Bolt | | 2 |
| 35 | 1315/3716D | | Bolt | | 4 |
| 36 | 1315/0708D | | Setscrew | | 10 |
| 38 | 1412/0007D | | Washer, large | | 20 |
| 40 | 1450/0001 | | Nipple, grease, straight, 1/8 BSP | | 24 |
| 42 | 1370/0603D | | Nut, M16 | | 4 |
| 43 | 1370/0403D | | Nut, M12 | | 4 |
| 44 | 816/20034 | | Adapter, 1/8" B.S.P M/F | | 4 |
| 46 | 1315/0710D | | Setscrew | | 4 |
| 47 | 809/00118 | | Bearing | | 4 |
| 48 | 911/27900 | | Pin, pivot, 75mm x 202mm Lg. | | 2 |
| 49 | 911/40071 | | Pin, pivot, 90 x 247, M20 securing bolts | | 2 |
| 50 | 813/00416 | | Seal, 90mm internal dia | | 8 |
| 51 | 819/00104 | | Shim, 1mm x 90mm i/d | | 20 |
| 52 | 1315/3524D | | Bolt | | 4 |
| 53 | 1420/0009D | | Washer, M12 | | 8 |
| 55 | 1420/0012D | | Washer, plain | | 4 |
| 56 | 1315/0810D | | Setscrew | | 4 |
| 57 | 823/10393 | | Washer, large | | 4 |
| 58 | 829/30751 | | Spacer | | 4 |
| 59 | 4101/0251 | | Sealant, Threadlock, 50ml | | A/R |

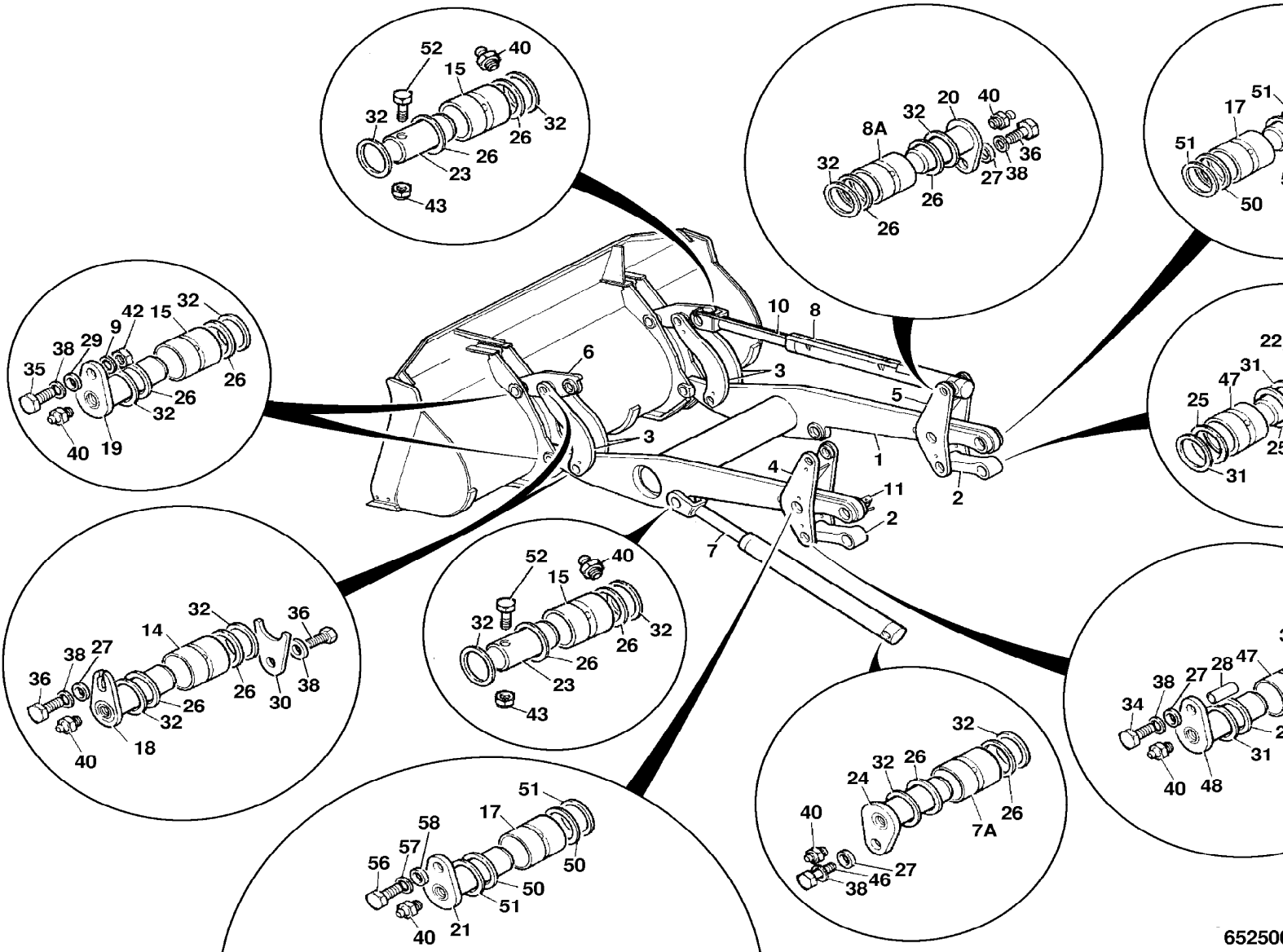
Machine groups

Details

Machine group From serial no. To serial no.

.426

426

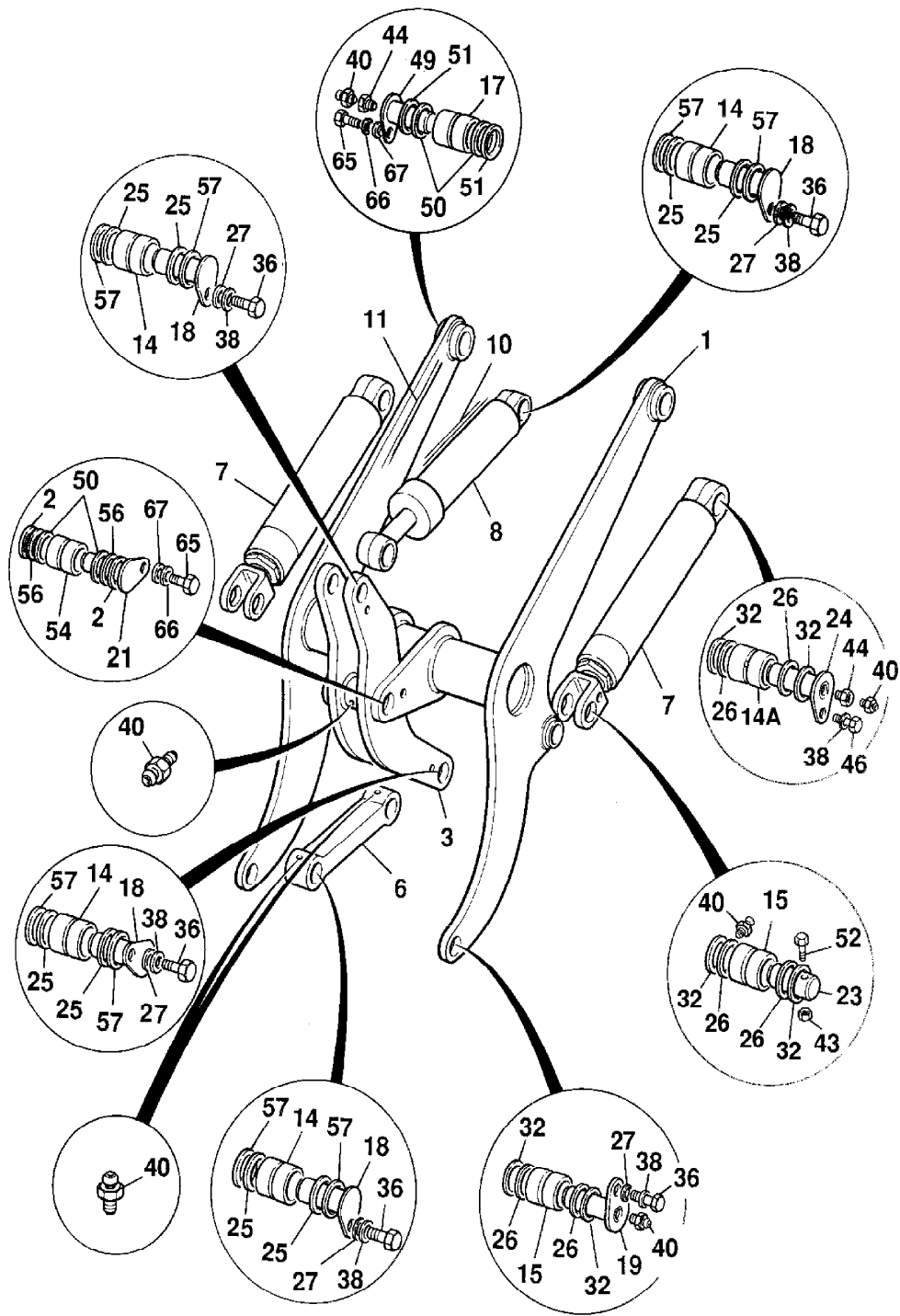


| | | | | | | |
|----|------------|--|---------------------------|--|--|-----|
| 65 | 1315/0810D | | Setscrew | | | 3 |
| 66 | 823/10393 | | Washer, large | | | 3 |
| 67 | 829/30751 | | Spacer | | | 3 |
| 68 | 4101/0251 | | Sealant, Threadlock, 50ml | | | A/R |

Machine groups

Details

| Machine group | From serial no. | To serial no. |
|---------------|-----------------|---------------|
| .426 | | |
| 426 | | |



377250

9802/2740 B3-3-1 ARMS, LOADER, & LINKAGE, HT, HIGH LIFT, SALES SPECIAL

Illustration

Machines

Top of catalogue

| Item | Part no. | Change No. | Description | Remarks | Usage code | Qty |
|------|------------|------------|---|-----------------------|------------|-----|
| 0A | 331/28359 | | Lever, shovel ram, left side | Sales special 7672 | | 1 |
| 0B | 331/28360 | | Lever, shovel ram, right side | 436 SHL | | 1 |
| 0C | 335/00977 | | Link, bucket ram | 436 SHL | | 1 |
| 0D | 331/16538 | | Link, chassis | 436 SHL | | 2 |
| 1 | 335/00975 | | Arm, loader, black | 436 SHL | | 1 |
| 2 | 565/60026 | | Ram, lift | | P/Ex | 2 |
| 3 | 561/60067 | | Ram, shovel, 110x65 black | | | 2 |
| 4 | . | | 'See Remark' | Shovel reset | | 1 |
| 5 | . | | 'See Remark' | Lift arm reset | | 1 |
| 6 | 809/00113 | | Bearing | | | 4 |
| 7 | 809/00115 | | Bearing, liner, 65x62 | | | 6 |
| 8 | 809/00136 | | Bush | | | 2 |
| 9 | 809/00119 | | Bearing, liner, 90x117 lg. | | | 4 |
| 10 | 911/27400 | | Pin, pivot, 65mm x 172mm Lg. | | | 4 |
| 11 | 911/27600 | | Pin, pivot, 65mm x 212mm Lg. | | | 2 |
| 12 | 911/40070 | | Pin, pivot, 90 x 202, M20 securing bolts | | | 2 |
| 13 | 911/28000 | | Pin, pivot, 75mm x 255mm Lg. | | | 4 |
| 14 | 811/50572 | | Pin, pivot, 64.9mm x 139 lg. | | | 2 |
| 15 | 811/50573 | | Pin, pivot, 74.9mm x 153 lg. | | | 2 |
| 16 | 813/00415 | | Seal, pivot pin | | | 16 |
| 17 | 813/00414 | | Seal, 65mm internal dia. | | | 24 |
| 18 | 830/00599 | | Spacer | | | 16 |
| 19 | 830/00646 | | Spacer, ram lever | | | 2 |
| 20 | 819/00103 | | Shim, 1mm thick, 75mm I.D | | | 24 |
| 21 | 819/00094 | | Shim, 65 i/d, 1mm thick | | | 56 |
| 22 | 1315/3731D | | Bolt | | | 2 |
| 23 | 1315/0708D | | Setscrew | | | 14 |
| 24 | 1315/3525D | | Bolt, M12 x 150mm long | | | 2 |
| 25 | 1412/0007D | | Washer, large | | | 20 |
| 26 | 1450/0001 | | Nipple, grease, straight, 1/8 BSP | | | 24 |
| 27 | 1370/0403D | | Nut, M12 | | | 4 |

| | | | | | |
|----|------------|--|--|--|-----|
| 28 | 816/20034 | | Adapter, 1/8" B.S.P M/F | | 4 |
| 29 | 1315/0710D | | Setscrew | | 4 |
| 30 | 809/00118 | | Bearing | | 4 |
| 31 | 911/27900 | | Pin, pivot, 75mm x 202mm Lg. | | 2 |
| 32 | 911/40071 | | Pin, pivot, 90 x 247, M20 securing bolts | | 2 |
| 33 | 813/00416 | | Seal, 90mm internal dia | | 8 |
| 34 | 819/00104 | | Shim, 1mm x 90mm i/d | | 20 |
| 35 | 1315/3524D | | Bolt | | 2 |
| 36 | 1420/0009D | | Washer, M12 | | 8 |
| 38 | 265/02480 | | Spacer | | 4 |
| 39 | 265/02782 | | Plate, keep | | 4 |
| 40 | 911/32800 | | Pin, pivot, assembly | | 4 |
| 41 | 331/16536 | | Plate, inter sideplate | | 4 |
| 43 | 1315/0810D | | Setscrew | | 4 |
| 44 | 823/10393 | | Washer, large | | 4 |
| 45 | 829/30751 | | Spacer | | 4 |
| 46 | 4101/0251 | | Sealant, Threadlock, 50ml | | A/R |

Machine groups

Details

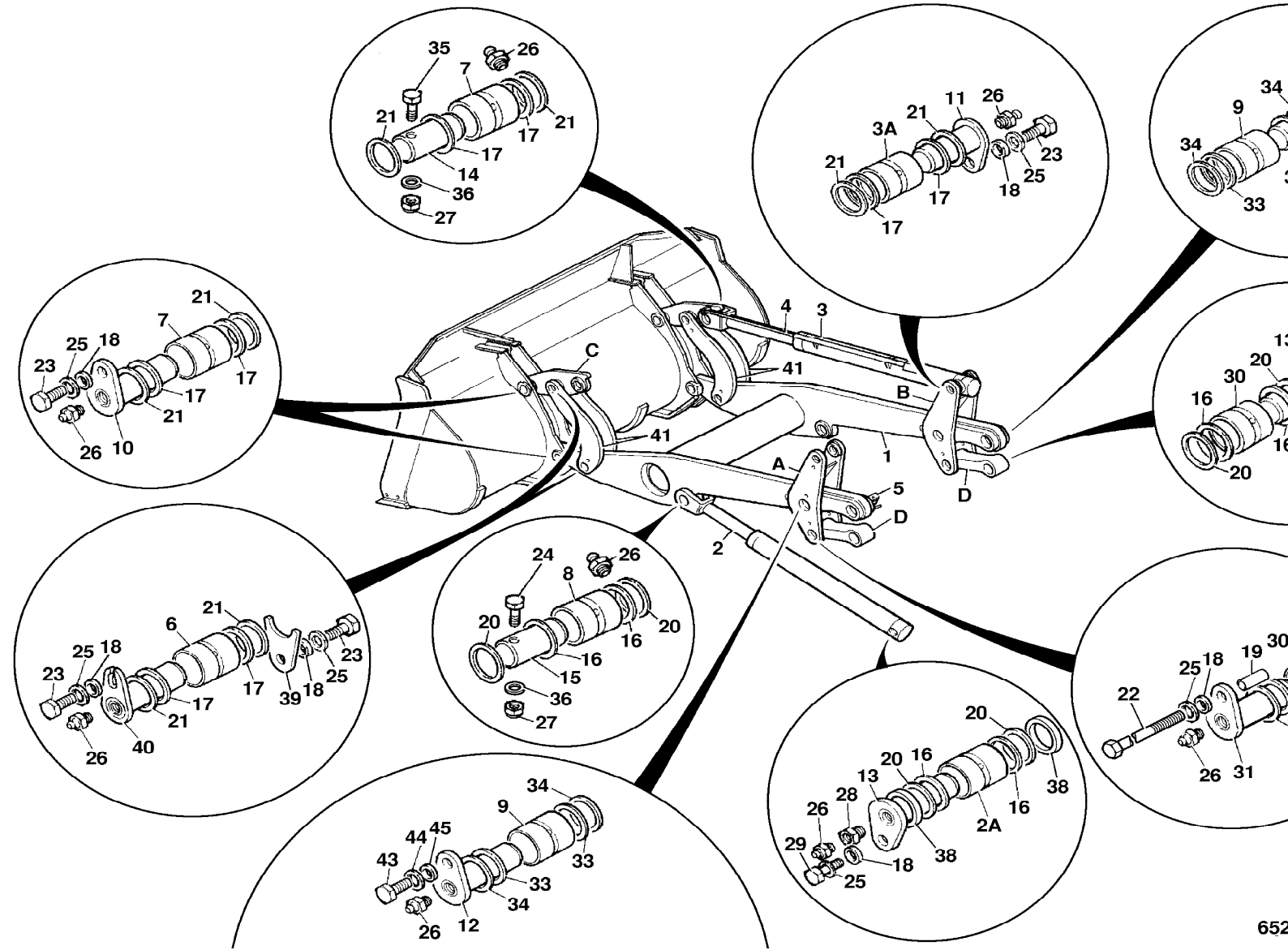
Machine group

From serial no.

To serial no.

.426

426



9802/2740 B3-6-1 SAFETY STRUT

Illustration

Machines

Top of catalogue

| Item | Part no. | Change No. | Description | Remarks | Usage code | Qty |
|------|-----------|------------|-------------------------|---------|------------|-----|
| 1 | 121/09300 | | Strap | | | 1 |
| 2 | 265/02482 | | Strut, safety, lift ram | | | 1 |
| 3 | 123/02971 | | Stop | | | 2 |

Machine groups

Details

Machine group

From serial no.

To serial no.

.426

426

9802/2740 B5-1-1 LABELS, IDENTITY

Illustration

Machines

Top of catalogue

| Item | Part no. | Change No. | Description | Remarks | Usage code | Qty |
|------|-----------|------------|-----------------------------|--------------------|------------|-----|
| 1 | 817/20206 | | Decal, engine cover, 426HT | | | 2 |
| 2 | 817/20207 | | Decal, engine cover, 426ZX | | | 2 |
| 3 | 817/18563 | | Label, tyre pressure, 426 | | | 1 |
| 4 | 817/17422 | | Decal, JCB Insignia (Black) | | | 1 |
| 5 | 817/20452 | | Decal, 426 AGRI | | | 1 |
| 6 | 817/18225 | | Decal, "FARMMASTER" | | | 2 |
| 24 | 817/18336 | | Decal, "JCB" | LH/RH arm decal | | 2 |
| 28 | 817/18297 | | Decal, "TOOLCARRIER" | | | 1 |
| 30 | 817/18356 | | Decal, "SUPER HI-LIFT" | | | 1 |
| 50 | 817/20419 | | Decal, 422HT | Sales special 7691 | | 2 |

Machine groups

Details



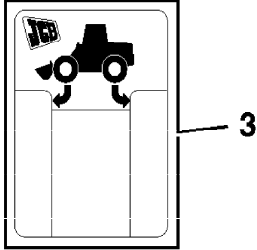
Machine group

From serial no.

To serial no.

.426

426



9802/2740 B5-2-1 LABELS

Illustration

Machines

Top of catalogue

| Item | Part no. | Change No. | Description | Remarks | Usage code | Qty |
|------|-----------|------------|-----------------------------------|-----------------------|------------|-----|
| 1 | 817/02308 | | Label, Coolant Filler | | | 1 |
| 2 | 817/03604 | | Label, danger articulation | | | 2 |
| 3 | 817/02305 | | Label, Diesel | | | 1 |
| 4 | 817/03978 | | Label, fuel filter, 100 hr | | | 1 |
| 5 | 817/17060 | | Label, transmission oil | | | 1 |
| 6 | 817/19856 | | Label, Hydraulic and trans., fill | | | 1 |
| 7 | 817/01452 | | Label, battery, isolator | | | 1 |
| 8 | 817/19853 | | Label, test point | | | 1 |
| 9 | 817/04274 | | Label, wash/wipe | | | 1 |
| 11 | 817/01087 | | Decal, tie down (chain) | | | 6 |
| 12 | 817/01073 | | Label, caution | | | 4 |
| 13 | 817/02160 | | Label, HI-LITE | | | 1 |
| 16 | 817/04562 | | Label, 50 Hour Drain | | | 1 |
| 19 | 817/18566 | | Decal, Warning, No Step | Rear fender extension | | 2 |
| 20 | 817/02937 | | Decal, grease points | | | 2 |
| 21 | 817/02306 | | Label, Hydraulic Fluid | | | 1 |

Machine groups

Details

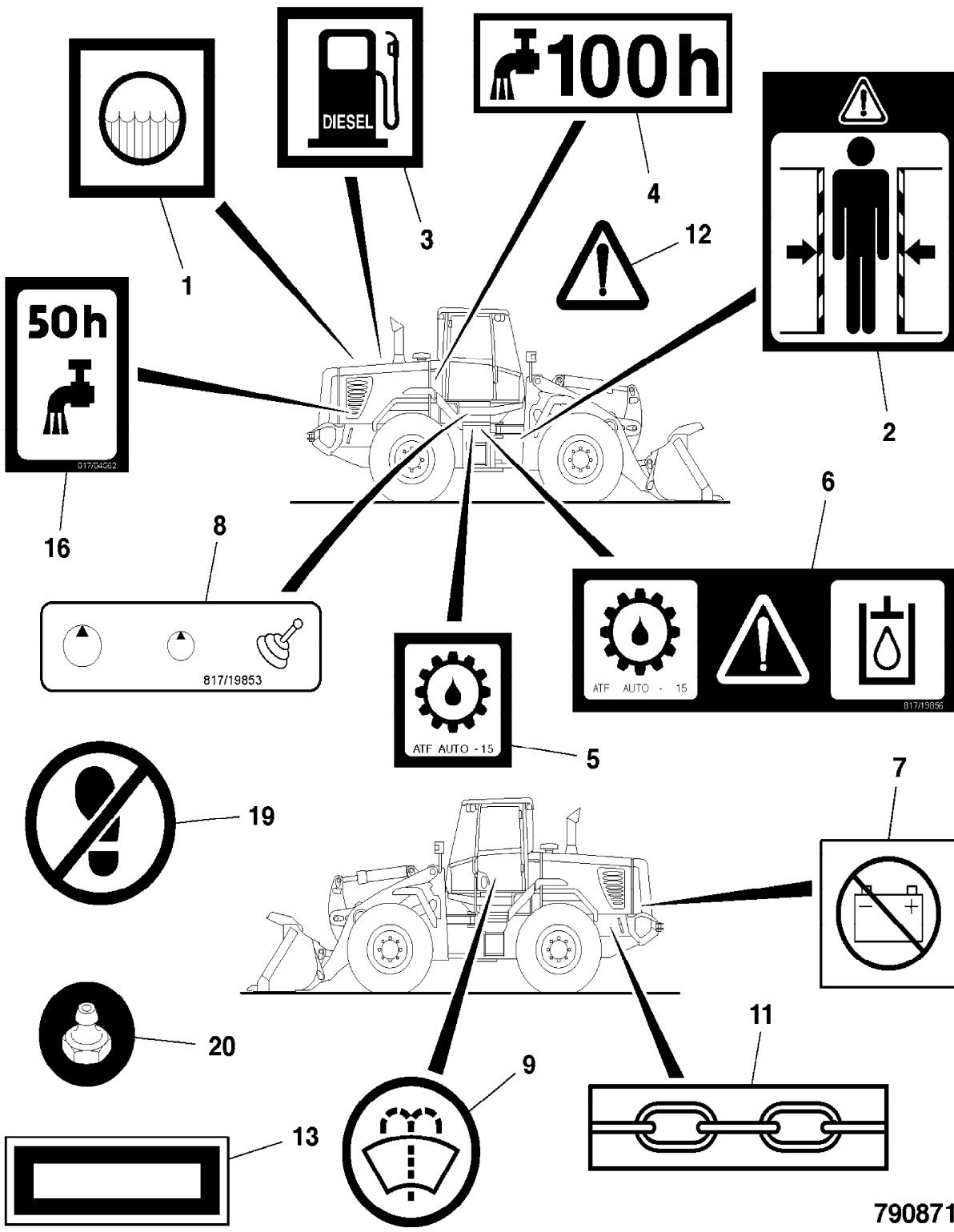
Machine group

From serial no.

To serial no.

.426

426



790871

9802/2740 B5-3-1 LABELS, NOISE LEVEL

Illustration

Machines

Top of catalogue

| Item | Part no. | Change No. | Description | Remarks | Usage code | Qty |
|------|-----------|------------|--|---------|------------|-----|
| 1 | 817/02751 | | Decal, internal noise | | | 1 |
| 2 | 817/01661 | | Decal, sound pressure level, external 74 LPA | | | 1 |
| 3 | 817/01662 | | Decal, internal noise, 75 LpA | | | 1 |
| 4 | 817/01664 | | Label, sound level, 78 Lpa | | | 1 |
| 5 | 817/03655 | | Label, noise, 72 LpA internal | | | 1 |
| 6 | 817/01752 | | Label, noise, 71 | | | 1 |
| 11 | 817/01656 | | Label, external noise, 104LwA | | | 1 |
| 12 | 817/01658 | | Label, sound power, level external | | | 1 |
| 13 | 817/01659 | | Decal, external noise | | | 1 |
| 14 | 817/05229 | | Label, exterior noise, 109 LWa | | | 1 |
| 21 | 817/17529 | | Label, sound pressure, 104dB LWA | | | 1 |
| 22 | 817/17531 | | Label, sound pressure, 106dB LWA | | | 1 |
| 23 | 817/17532 | | Label, noise 107 LWA | | | 1 |
| 24 | 817/17534 | | Label, noise 109 LWA | | | 1 |
| 31 | 817/17530 | | Label, sound pressure, 105dB LWA | | | 1 |
| 50 | 817/03908 | | Label, ear protection | | | 1 |

Machine groups

Details

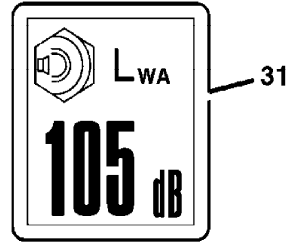
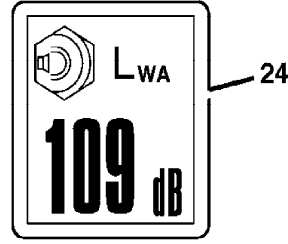
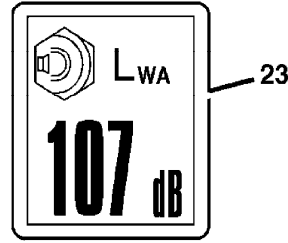
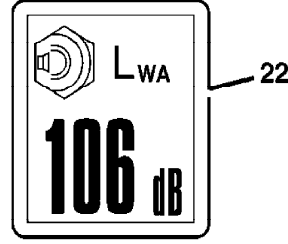
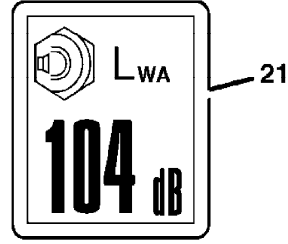

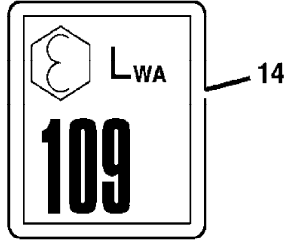
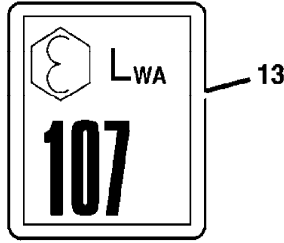
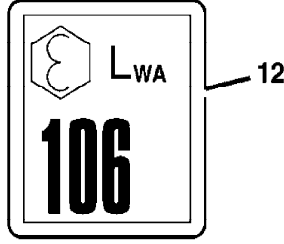
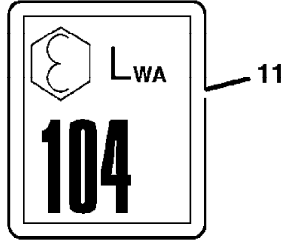
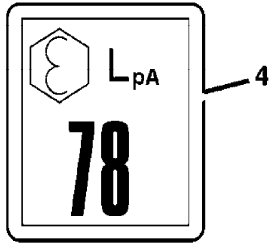
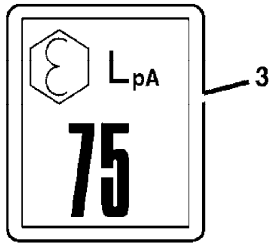
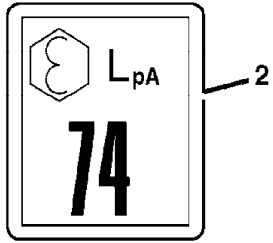
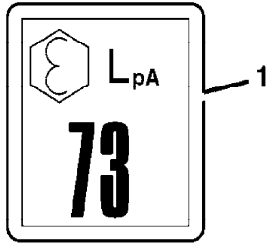
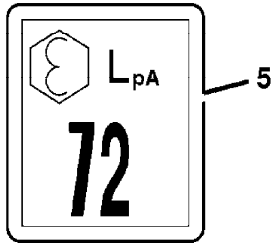
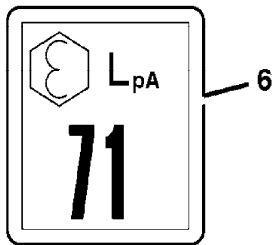
Machine group

From serial no.

To serial no.

.426

426



375612

9802/2740 B5-4-1 LABELS, CAB

Illustration

Machines

Top of catalogue

| Item | Part no. | Change No. | Description | Remarks | Usage code | Qty |
|------|-----------|------------|--------------------------------|---|------------|-----|
| 3 | 817/03606 | | Label, lever lock | | | 1 |
| 4 | 817/05339 | | Label, Park Brake | | | 1 |
| 5 | 817/01577 | | Label, Read Handbook | | | 1 |
| 6 | 817/16687 | | Decal, loader control | | | 1 |
| | 817/20361 | | Decal, loader control | S/special 7697and7623 (3 spool prop/4th manual) | | 1 |
| 7 | 817/04257 | | Label, air conditioning | | | 1 |
| 9 | 817/19851 | | Label, fuse/relay box | See page C3-3-1 | | 1 |
| 10 | 817/03643 | | Decal, F-N-R, column switch | | | 1 |
| 11 | 817/19893 | | Label, primary fuse box | Primary fuse box 1. See page C3-2-1 | | 1 |
| 11A | 817/19894 | | Label, primary fuse | See page C3-2-1 | | 1 |
| 12 | 817/03605 | | Decal, loader control, 3 spool | | | 1 |
| 13 | 817/17584 | | Decal, loader control | | | 1 |

Machine groups

Details


Machine group

From serial no.

To serial no.

.426


426



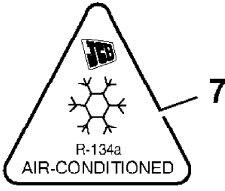
3



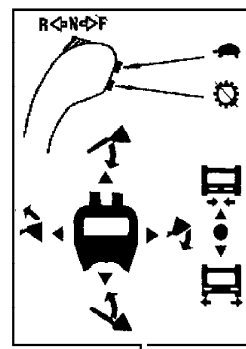
4



5



7



6

EMS DIAG

ZI CIAG

| | | | | | |
|--|--|--|--|--|--|
| | | | | | |
| | | | | | |
| | | | | | |

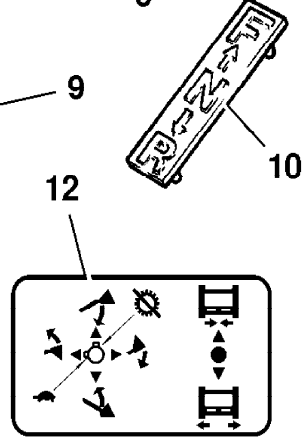
| | | | | | | | | | |
|-----|-----|-----|-----|-----|-----|----|----|-----|----|
| | | | | | | | | | |
| 20A | 10A | 10A | 10A | 15A | 10A | 5A | 3A | 30A | |
| 1 | 2 | 3 | 4 | 5 | 6 | 7 | 8 | 9 | 10 |

| | | | | | | | | | |
|----|----|-----|----|------|-----|------|-----|-----|----|
| | | | | | | | | | |
| 3A | 3A | 15A | 3A | 7.5A | 10A | 7.5A | 10A | 15A | 5A |
| 1 | 2 | 3 | 4 | 5 | 6 | 7 | 8 | 9 | 10 |

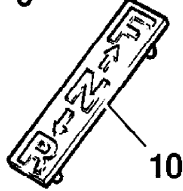
| | | | | | | | | | |
|----|-----|------|------|-----|-----|----|-----|----|-----|
| | | | | | | | | | |
| 3A | 10A | 7.5A | 7.5A | 10A | 20A | 5A | 20A | 5A | 10A |
| 1 | 2 | 3 | 4 | 5 | 6 | 7 | 8 | 9 | 10 |

| | | | | | | | | | |
|----|------|----|----|----|----|-----|----|------|------|
| | | | | | | | | | |
| 3A | 7.5A | 5A | 1A | 5A | 5A | 10A | 5A | 7.5A | 7.5A |
| 1 | 2 | 3 | 4 | 5 | 6 | 7 | 8 | 9 | 10 |

817/19851



9



10

WLS 1

JCB

817/19893

24/12V 60A

12V 60A

40A

60A

40A

11

WLS 2

JCB

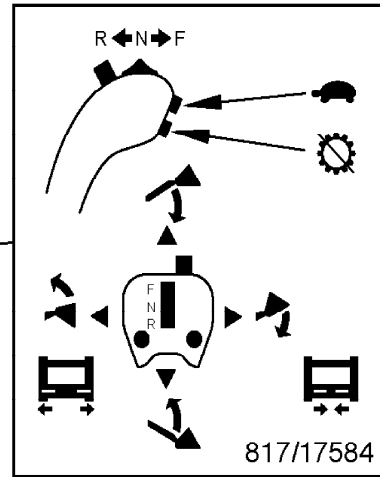
817/19894

30A

40A

60A

11A



13

817/17584

376003

9802/2740 B6-1-1 HOMOLOGATION PARTS, GERMAN

Illustration

Machines

Top of catalogue

| Item | Part no. | Change No. | Description | Remarks | Usage code | Qty |
|------|------------|------------|-------------------------------------|---------|------------|-----|
| 1 | 268/20059 | | Plate, support, lift ram | | | 1 |
| 2 | 824/50011 | | Strip, edging | | | 2 |
| 3 | 121/09300 | | Strap | | | 1 |
| 4 | 817/03761 | | Label, speed limit, 40KPH | | | 3 |
| 5 | 700/12500 | | Reflector, amber | | | 8 |
| 7 | 1430/0202 | | Screw, self tapping | | | 4 |
| 8 | 817/20147 | | Decal, fender extension, left side | | | 1 |
| 9 | 817/20148 | | Decal, fender extension, right side | | | 1 |
| 10 | 1370/0003Z | | Nut | | | 4 |
| 11 | 1420/0005Z | | Washer, M5 | | | 8 |
| 13 | 265/01060 | | Wheel, chock | | | 2 |
| 14 | 265/01059 | | Bracket, mounting, wheel chock | | | 2 |
| 15 | 265/01093 | | Plate, spreader | | | 2 |
| 16 | 1315/0305D | | Screw, set M8x20 | | | 8 |
| 17 | 1410/0002D | | Washer, WASHER 5/16in SMALL | | | 8 |
| 18 | 1370/0203D | | Nut, lock | | | 8 |

Machine groups

Details

Machine group

From serial no.

To serial no.

.426

426

IMAGE NOT FOUND

9802/2740 B6-2-1 HOMOLOGATION PARTS, ITALIAN

Illustration

Machines

Top of catalogue

| Item | Part no. | Change No. | Description | Remarks | Usage code | Qty |
|------|------------|------------|-------------------------------------|---------|------------|-----|
| 1 | 817/20147 | | Decal, fender extension, left side | | | 1 |
| 2 | 817/20148 | | Decal, fender extension, right side | | | 1 |
| 3 | 268/20059 | | Plate, support, lift ram | | | 1 |
| 4 | 121/09300 | | Strap | | | 1 |
| 5 | 824/50011 | | Strip, edging | | | 1 |
| 7 | 817/00054 | | Label, outline sticker L.H. | | | 2 |
| 8 | 817/00055 | | Label, outline sticker R.H. | | | 2 |
| 13 | 331/13777 | | Strut, safety, Bucket ram | | | 1 |
| 14 | 123/02971 | | Stop | | | 2 |
| 15 | 817/00878 | | Label, air cleaner | | | 1 |
| 16 | 265/00867 | | Retainer, steel rope | 426 ZX | | 1 |
| 17 | 265/01141 | | Boss, retaining | | | 2 |
| 18 | 817/03604 | | Label, danger articulation | | | 2 |
| 19 | 817/04438 | | Decal, 40 KPH, Italian | | | 1 |
| 20 | 817/01276 | | Label, ignition, switch | | | 1 |
| 21 | 826/01485 | | Washer, retaining | | | 2 |
| 22 | 817/05339 | | Label, Park Brake | | | 1 |
| 24 | 821/00172 | | Clip | | | 6 |
| 25 | 817/19344 | | Plate, Italian data | | | 1 |
| 26 | 1315/3720D | | Bolt, M16x100, dacromet | | | 1 |
| 27 | 700/12500 | | Reflector, amber | | | 8 |
| 28 | 1430/0202 | | Screw, self tapping | | | 4 |
| 29 | 826/00872 | | Screw, M5 x 16 | | | 4 |
| 30 | 1420/0005Z | | Washer, M5 | | | 8 |
| 31 | 1370/0003Z | | Nut | | | 4 |

Machine groups

Details

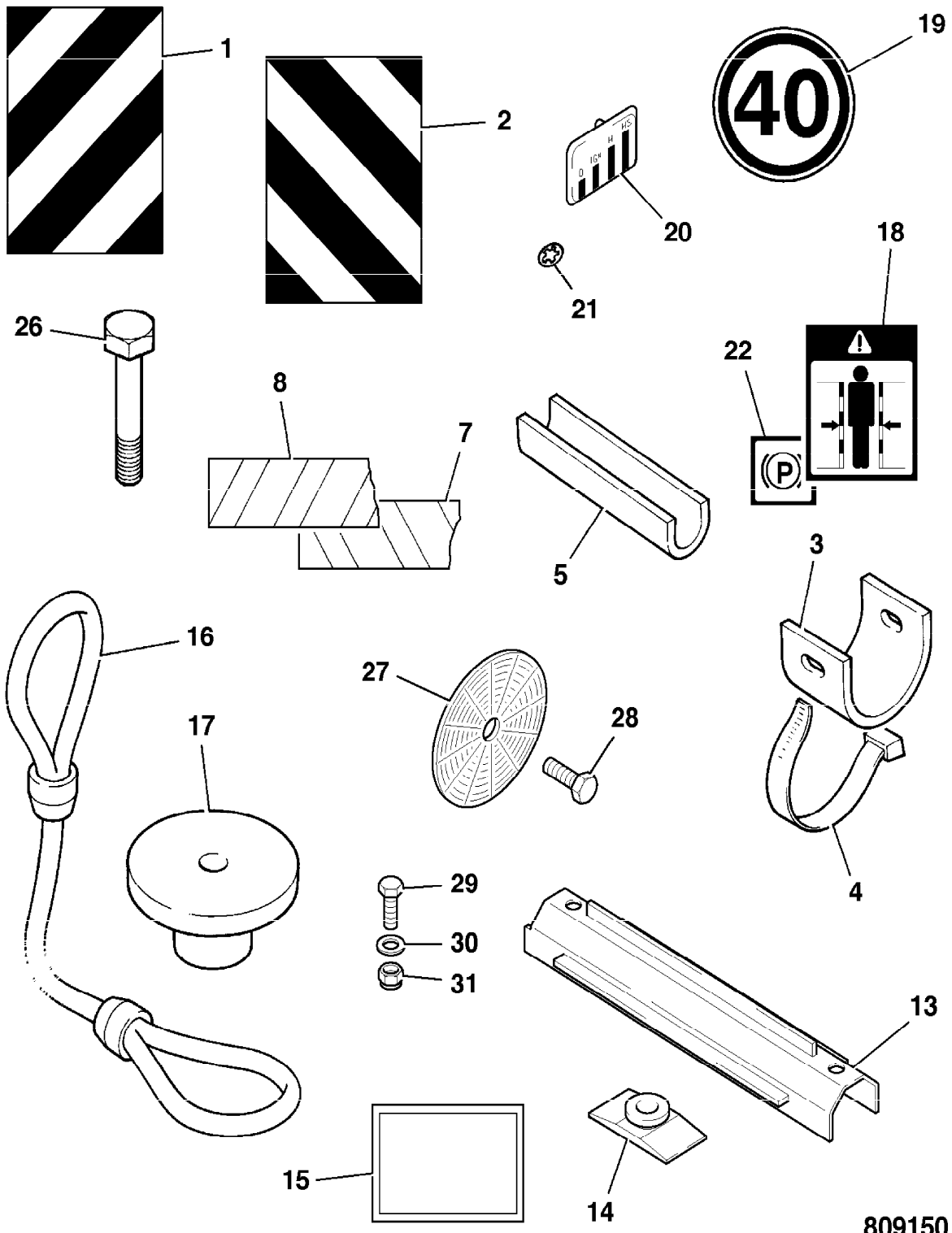
Machine group

From serial no.

To serial no.

.426

426



809150

9802/2740 B6-5-1 HOMOLOGATION, REAR NUMBER PLATE, GERMAN & ITALIAN

Illustration

Machines

Top of catalogue

| Item | Part no. | Change No. | Description | Remarks | Usage code | Qty |
|------|------------|------------|---------------------------|---------|------------|-----|
| 1 | 335/10790 | | Bracket, number plate | | | 1 |
| 2 | 700/35100 | | Light, 24 volt, No. plate | | | 1 |
| 2A | 720/20035 | | Bulb, 24v 5W | | | 1 |
| 3 | 721/11135 | | Harness, No. plate | | | 1 |
| 4 | 1315/0205D | | Setscrew, M6 x 20mm long | | | 2 |
| 5 | 1412/0001D | | Washer, large | | | 4 |
| 6 | 1420/0006D | | Washer, M6 plain | | | 4 |
| 7 | 1370/0103D | | Nut, M6 lock | | | 2 |
| 8 | 826/01144 | | Tie, cable, 200mm long | | | 4 |
| 9 | 2410/0012 | | Grommet | | | 1 |
| 10 | 1315/0203D | | Setscrew | | | 2 |

Machine groups

Details

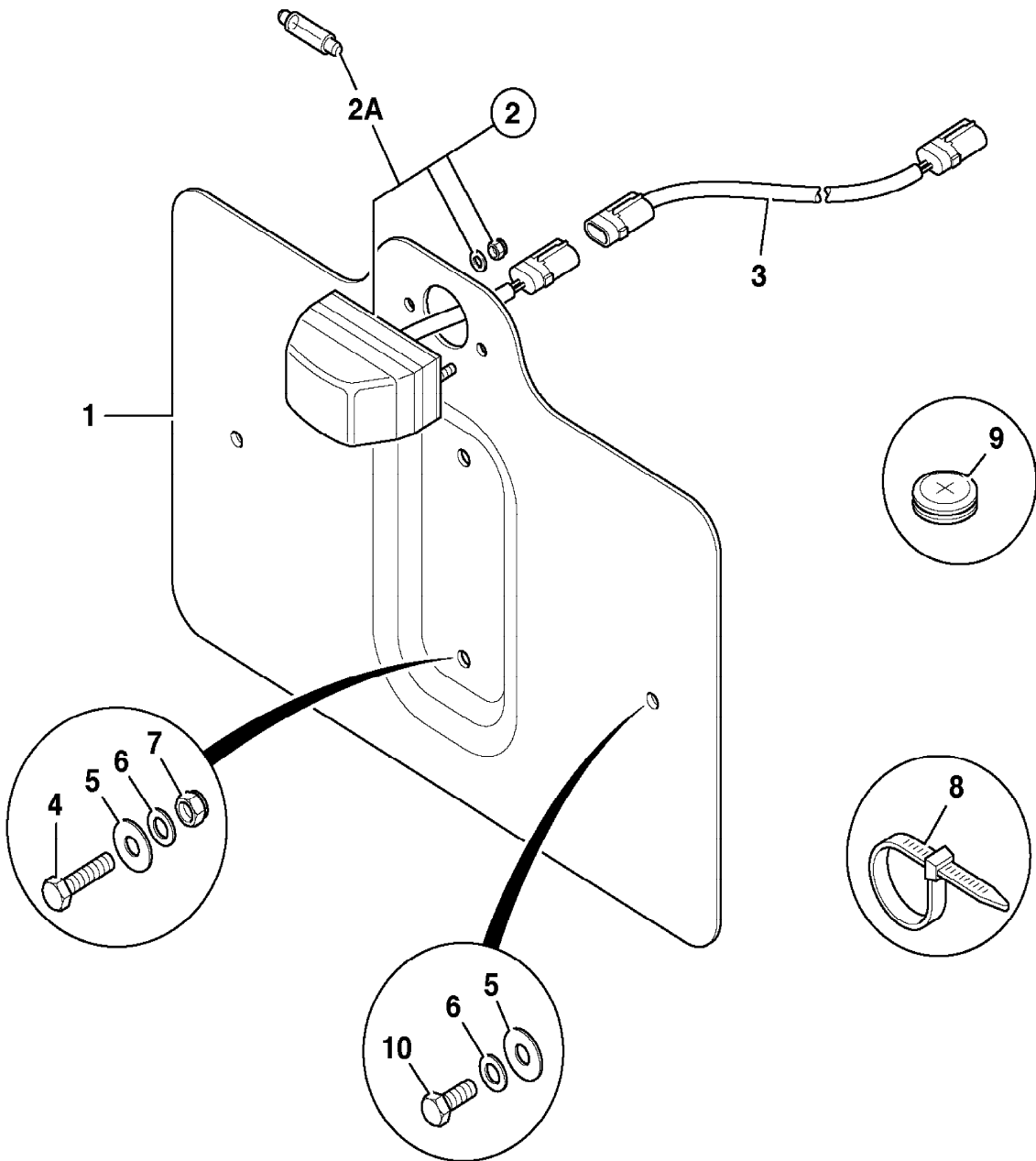
Machine group

From serial no.

To serial no.

.426

426



797260

9802/2740 C1-1-1 HARNESSSES

Illustration

Machines

Top of catalogue

| Item | Part no. | Change No. | Description | Remarks | Usage code | Qty |
|------|-----------|------------|--|---|------------|-----|
| 3 | 721/12179 | | Harness, rear grille | | | 1 |
| 3A | 721/11440 | | Harness, link | Reverse fan to grille harness | | 1 |
| 4 | 721/11861 | | Harness, rear cab | | | 1 |
| 5 | 721/12150 | | Harness, front chassis, HT | HT | | 1 |
| | 721/12149 | | Harness, front chassis, ZX | Z Bar | | 1 |
| 6 | 721/11938 | | Harness, rear chassis | | | 1 |
| 7 | 721/11937 | Superseded | Harness, engine | | | 1 |
| | 721/12240 | | Harness, engine | | | 1 |
| 9 | 721/11826 | | Harness, transmission | | | 1 |
| 10 | 727/00004 | | Harness, CAN, 4400mm long | | | 1 |
| 14 | 721/12117 | Superseded | Harness, cab panel | | | 1 |
| | 721/12239 | | Harness, cab panel | | | 1 |
| 15 | 721/12262 | | Harness, water temp. sender, service salvage | Service salvage for cabs built to DEC05 | | 1 |
| 17 | 721/11818 | | Harness, cab roof, interior | | | 1 |
| 18 | 721/11579 | | Harness, switchable detent | Sales special 7763 | | 1 |
| 22 | 826/01347 | | Tie, cable c/w mounting, 4.6mm x 190mm | Rear cab harness | | 6 |

Machine groups

Details

Machine group

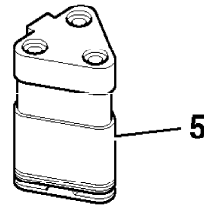
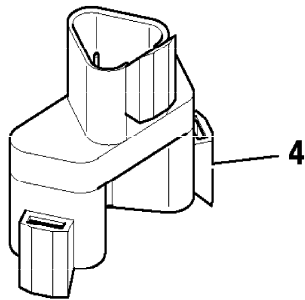
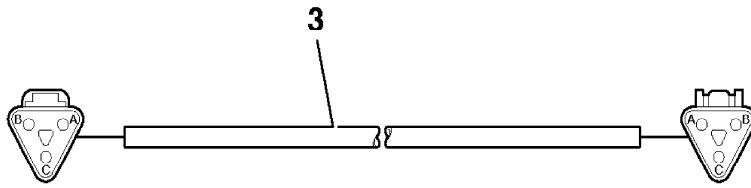
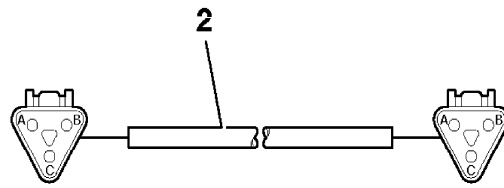
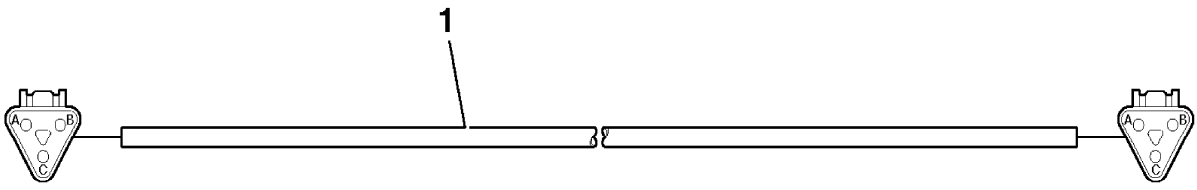
From serial no.

To serial no.

.426

426

Illustration Not Available at
Time of Publication



808950

9802/2740 C1-10-1 CCTV INSTALLATION

Illustration

Machines

Top of catalogue

| Item | Part no. | Change No. | Description | Remarks | Usage code | Qty |
|------|-----------|------------|---------------------------------|---------|------------|-----|
| 1 | 717/20268 | | Sensor, colour CCTV, system | | | 1 |
| 1A | 717/20283 | | Monitor, colour | | | 1 |
| 1B | 717/20284 | | Sensor, rear camera | | | 1 |
| 1C | 717/20285 | | Cable, 1.1m, camera to radiator | | | 1 |
| 1D | 717/20286 | | Cable, 3m, radiator to rear cab | | | 1 |
| 1E | 717/20287 | | Cable, 2m, rear cab to monitor | | | 1 |
| 1F | 717/20288 | | Lead, power, to plug | | | 1 |
| 1G | 331/31981 | | Bracket, monitor mounting | | | 1 |
| 2 | 331/50153 | | Bracket | | | 1 |
| 3 | 331/50151 | | Cover | | | 1 |
| 4 | 826/10879 | | Nut, M6 | | | 4 |
| 5 | 826/01453 | | Tie, cable, double head | | | 20 |
| 6 | 2410/0106 | | Grommet, 16mm diameter | | | 1 |

Machine groups

Details

Machine group

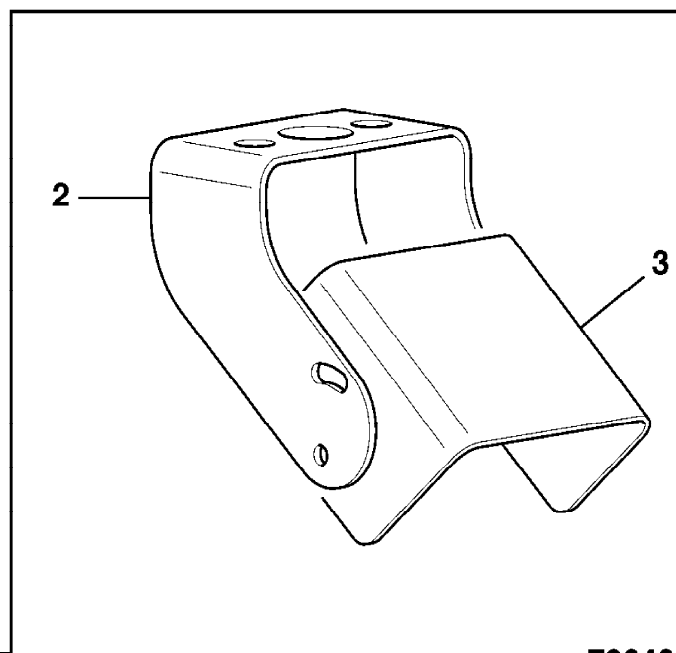
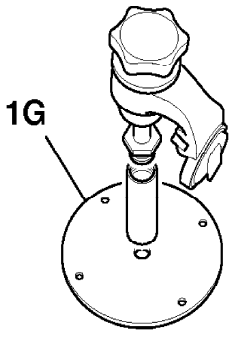
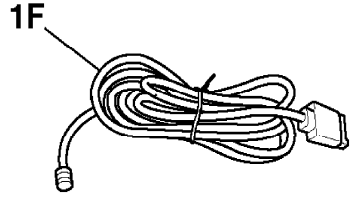
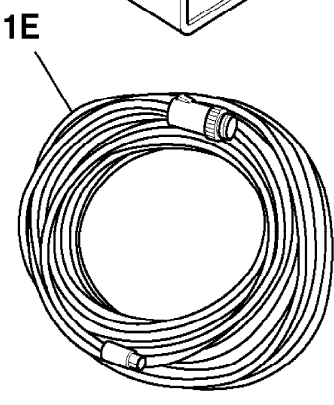
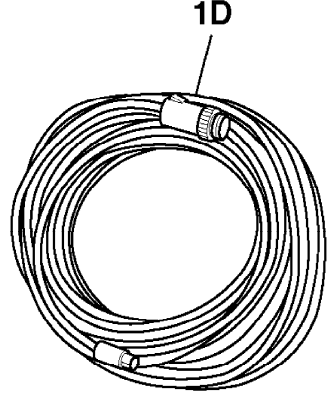
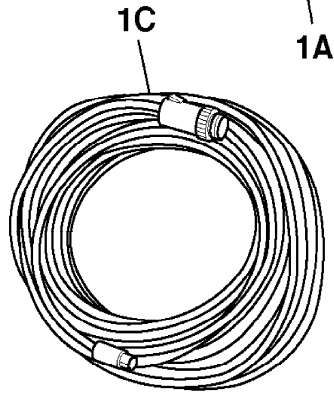
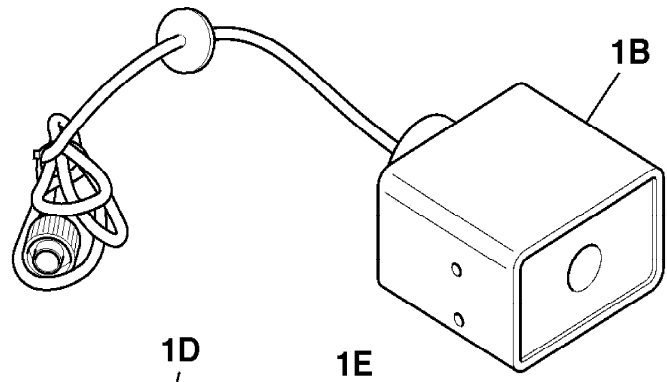

From serial no.

To serial no.

.426

426

1



796400

9802/2740 C1-11-1 CCTV INSTALLATION

Illustration

Machines

Top of catalogue

| Item | Part no. | Change No. | Description | Remarks | Usage code | Qty |
|------|------------|------------|-----------------------------|--------------------------------|------------|-----|
| 1 | 717/20267 | | Sensor, colour CCTV, system | | | 1 |
| 1A | 717/20277 | | :Monitor | | | 1 |
| 1B | 717/20278 | | :Sensor, rear camera | | | 1 |
| 1C | 717/20279 | | :Cable, 1.25m | | | 1 |
| 1D | 717/20280 | | :Cable, 2.6m | Cable 2.6m + power cable 0.25m | | 1 |
| 1E | 717/20281 | | :Cable, 3.45m | | | 1 |
| 2 | 331/50155 | | Bracket | | | 1 |
| 3 | 331/50154 | | Cover | | | 1 |
| 4 | 1370/9403Z | | Nut | | | 2 |
| 5 | 826/10879 | | Nut, M6 | | | 4 |
| 6 | 826/01453 | | Tie, cable, double head | | | 20 |
| 7 | 2410/0106 | | Grommet, 16mm diameter | | | 1 |

Machine groups

Details

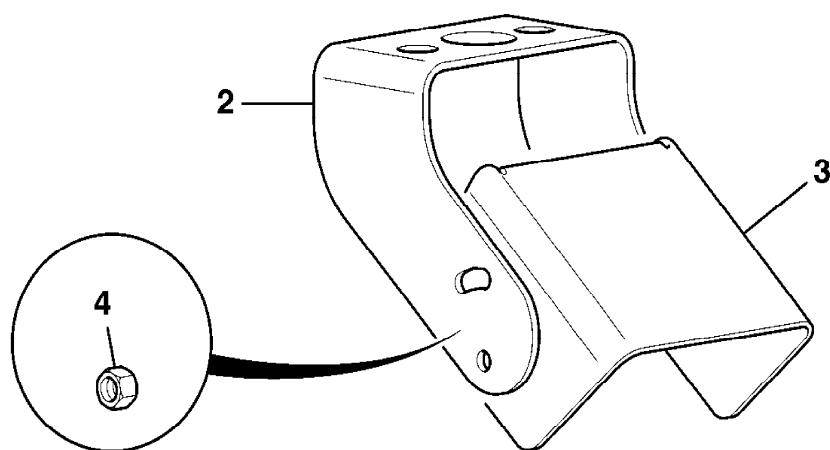
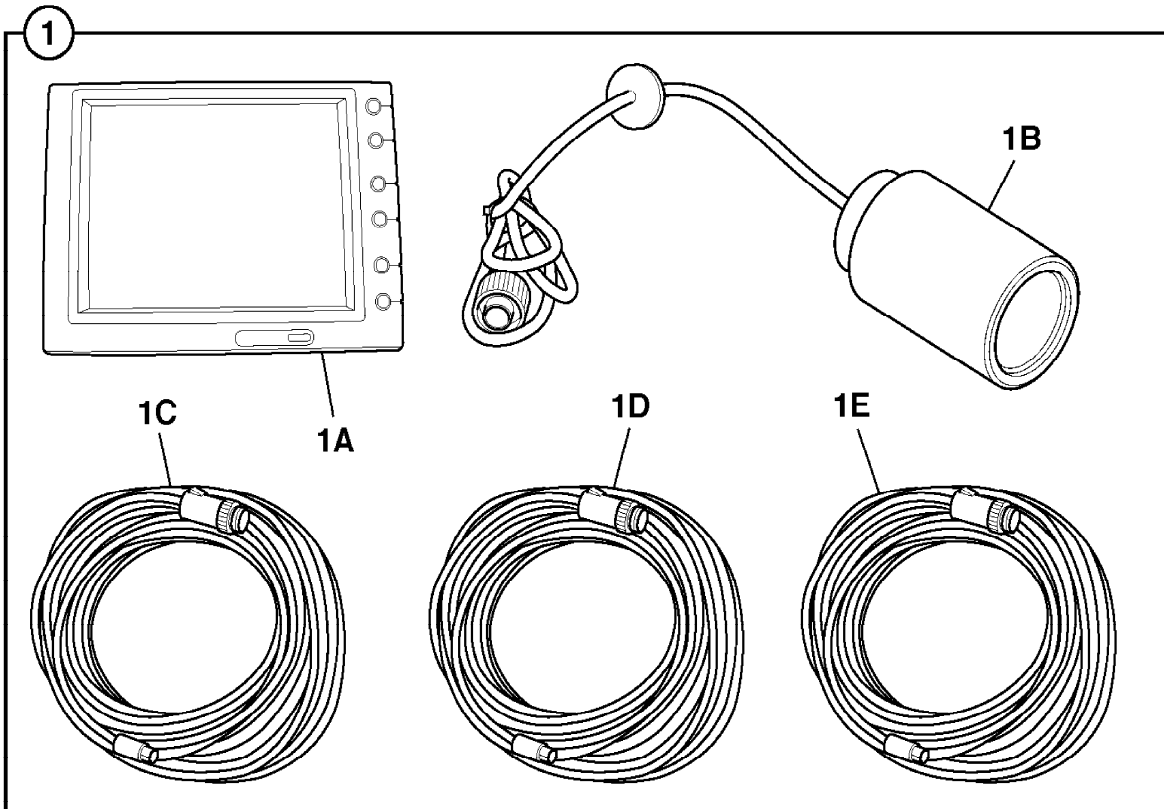
Machine group

From serial no.

To serial no.

.426

426



791190

9802/2740 C1-12-1 WORK LIGHT, AUXILLIARY

Illustration

Machines

Top of catalogue

| Item | Part no. | Change No. | Description | Remarks | Usage code | Qty |
|------|-----------|------------|-----------------------------------|--------------------|------------|-----|
| 1 | 700/50170 | | Light, working, rear body mounted | | | 2 |
| | 970/60088 | | Light, working, amber | Sales special 5213 | | 1 |
| 1A | 720/20032 | | Bulb, H3 24v 70w | | | 1 |

Machine groups

Details

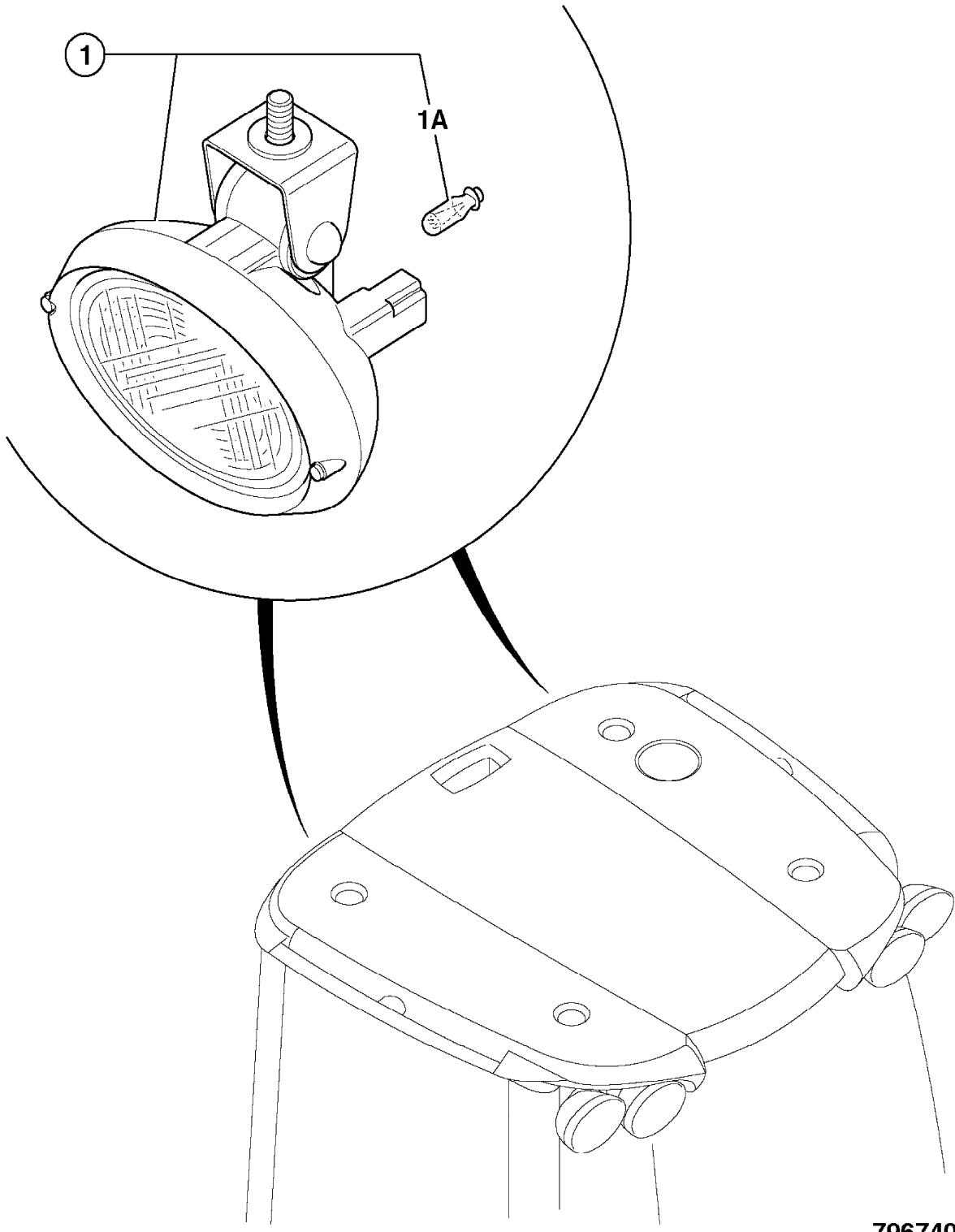
Machine group

From serial no.

To serial no.

.426

426



796740

9802/2740 C1-14-1 LIGHT, BEACON, HAZARD WARNING, OPTIONAL

Illustration

Machines

Top of catalogue

| Item | Part no. | Change No. | Description | Remarks | Usage code | Qty |
|------|------------|------------|---------------------------|-----------------------|------------|-----|
| 0A | 269/30442 | | Beacon, assembly, 24 volt | | | 1 |
| 1 | 331/29978 | | :Bracket, beacon | | | 1 |
| 2 | 700/50070 | | :Beacon, 24 volt | | | 1 |
| | 720/20040 | | ::Bulb, 24v 70w H1 | | | 1 |
| | 700/09101 | | Bulb, 12v 55w, Halogen | 12V beacon | | 1 |
| 3 | 1315/0201Z | | Setscrew, M6 x 12mm long | | | 2 |
| 4 | 1420/0006Z | | Washer, M6 | | | 2 |
| 6 | 701/60031 | | Switch, 24V | | | 1 |
| | 701/60000 | | Switch, 12V | 12V beacon | | 1 |
| 7 | 701/58704 | | Decal, beacon switch | | | 1 |
| 8 | 331/18574 | S/N TBA on | Plate, clamp | | | 1 |
| 9 | 335/04129 | S/N TBA on | Bracket, spacer | | | 1 |
| 10 | 721/11956 | | Harness, 12V beacon | Sales special 7003 | | 1 |

Machine groups

Details

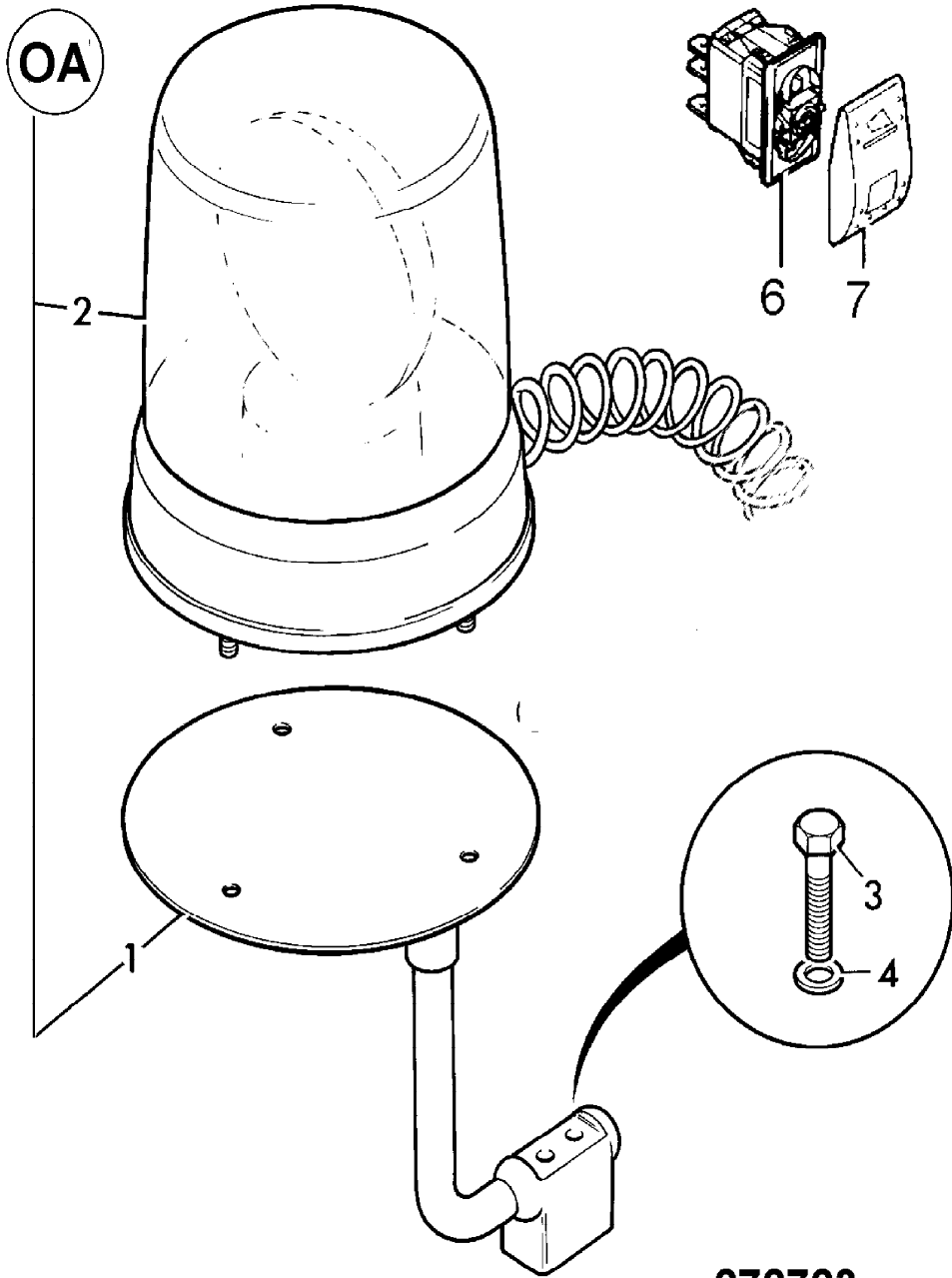
Machine group

From serial no.

To serial no.

.426

426



272723

9802/2740 C1-15-1 LIGHT, HEAD, LEFT HAND DIP

Illustration

Machines

Top of catalogue

| Item | Part no. | Change No. | Description | Remarks | Usage code | Qty |
|------|-----------|------------|---|---|------------|-----|
| 1 | 700/50007 | | Light, and side repeater, LH dip, LH side | | | 2 |
| | 700/50008 | | Light, and side repeater, LH dip, RH side | | | 1 |
| 2 | 700/38501 | | :Lens, assembly, headlight, RH dip | | | 2 |
| 3 | 720/15002 | | Bulb, sidelight 24V | | | 1 |
| 4 | 720/15003 | | Bulb, main 24V | | | 1 |
| 4A | 720/20032 | | Bulb, H3 24v 70w | | | 1 |
| 5 | 700/38401 | | Lens, indicator | | | 1 |
| 6 | 720/15004 | | Bulb, indicator 24V | | | 1 |
| 7 | 715/20030 | | Plug, blanking, 6 way | Sales special 8219 (Replace front lights) | | 2 |

Machine groups

Details

Machine group

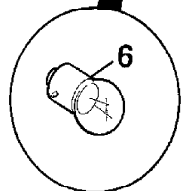
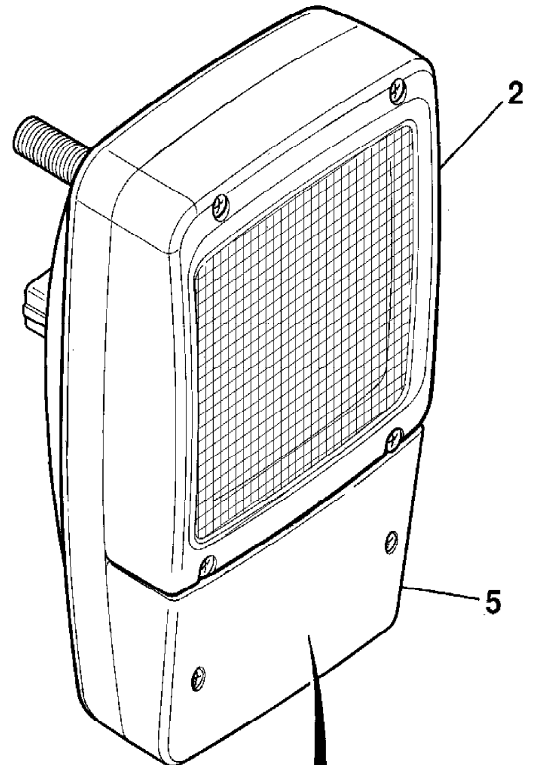
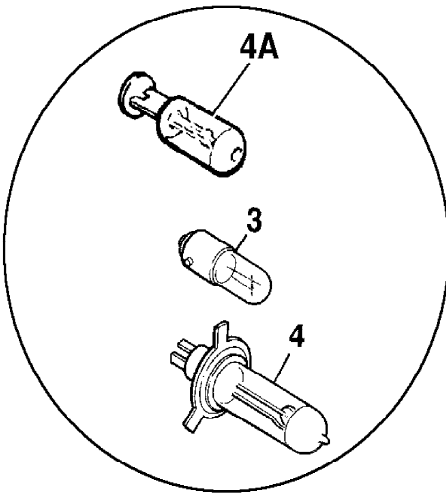
From serial no.

To serial no.

.426

426

1



365480

9802/2740 C1-16-1 LIGHT, HEAD, RIGHT HAND DIP

Illustration

Machines

Top of catalogue

| Item | Part no. | Change No. | Description | Remarks | Usage code | Qty |
|------|-----------|------------|---|------------------------------|------------|-----|
| 1 | 700/50009 | | Light, and side repeater, RH dip, LH side | See index B1 for light guard | | 1 |
| | 700/50010 | | Light, and side repeater, RH dip, RH side | | | 1 |
| 2 | 700/38501 | | :Lens, assembly, headlight, RH dip | | | 1 |
| 3 | 720/15002 | | :Bulb, sidelight 24V | | | 1 |
| 4 | 720/15003 | | :Bulb, main 24V | | | 1 |
| 4A | 720/20032 | | :Bulb, H3 24v 70w | | | 1 |
| 5 | 700/38401 | | :Lens, indicator | | | 1 |
| 6 | 720/15004 | | :Bulb, indicator 24V | | | 1 |

Machine groups

Details

Machine group

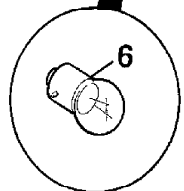
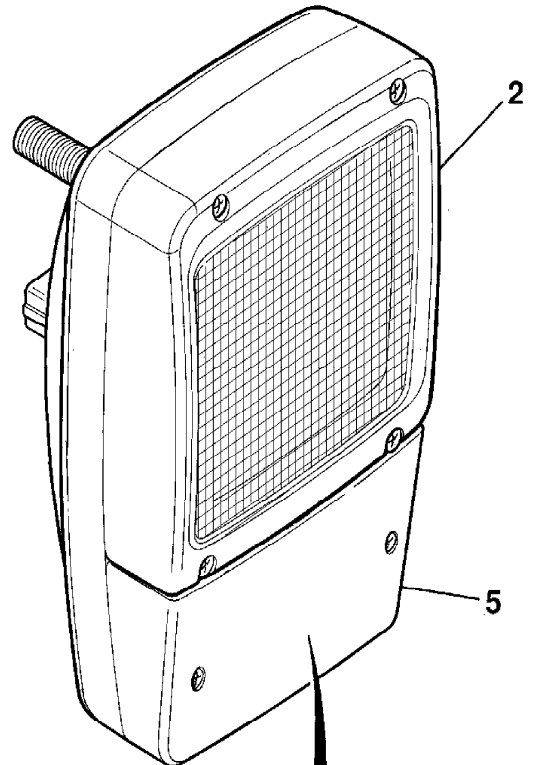
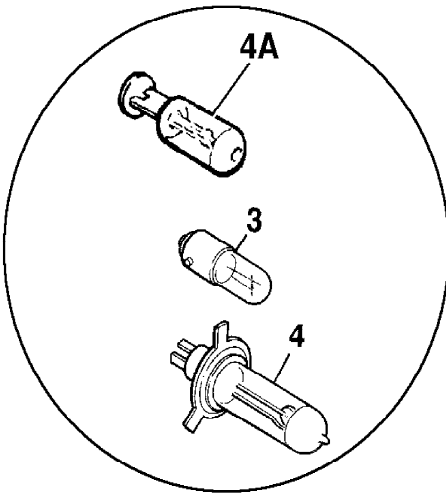
From serial no.

To serial no.

.426

426

1



365480

9802/2740 C1-17-1 LIGHT COMBINATION, REAR 24V

Illustration

Machines

Top of catalogue

| Item | Part no. | Change No. | Description | Remarks | Usage code | Qty |
|------|-----------|------------|---|--|------------|-----|
| 1 | 700/50069 | | Light, rear cluster, with fog light | | | 1 |
| 1A | 700/50072 | | :Lens, Red | | | 1 |
| 1B | 700/50073 | | :Lens, Amber | | | 1 |
| 1C | 700/50075 | | :Lens, Fog | | | 1 |
| 1D | 720/20018 | | :Bulb, 24v 5/21W | | | 1 |
| 1E | 720/20017 | | :Bulb, 24v 21W | | | 1 |
| 1F | 720/20017 | | :Bulb, 24v 21W | | | 1 |
| 2 | 700/50068 | | Light, rear cluster, with reverse light | | | 1 |
| 2A | 700/50072 | | :Lens, Red | | | 1 |
| 2B | 700/50073 | | :Lens, Amber | | | 1 |
| 2C | 700/50074 | | :Lens, Reverse | | | 1 |
| 2D | 720/20018 | | :Bulb, 24v 5/21W | | | 1 |
| 2E | 720/20017 | | :Bulb, 24v 21W | | | 1 |
| 2F | 720/20017 | | :Bulb, 24v 21W | | | 1 |
| 3 | 715/20017 | | Plug, male,6 way, Deutsch | Sales special 8219 (Rear light blanking) | | 2 |

Machine groups

Details

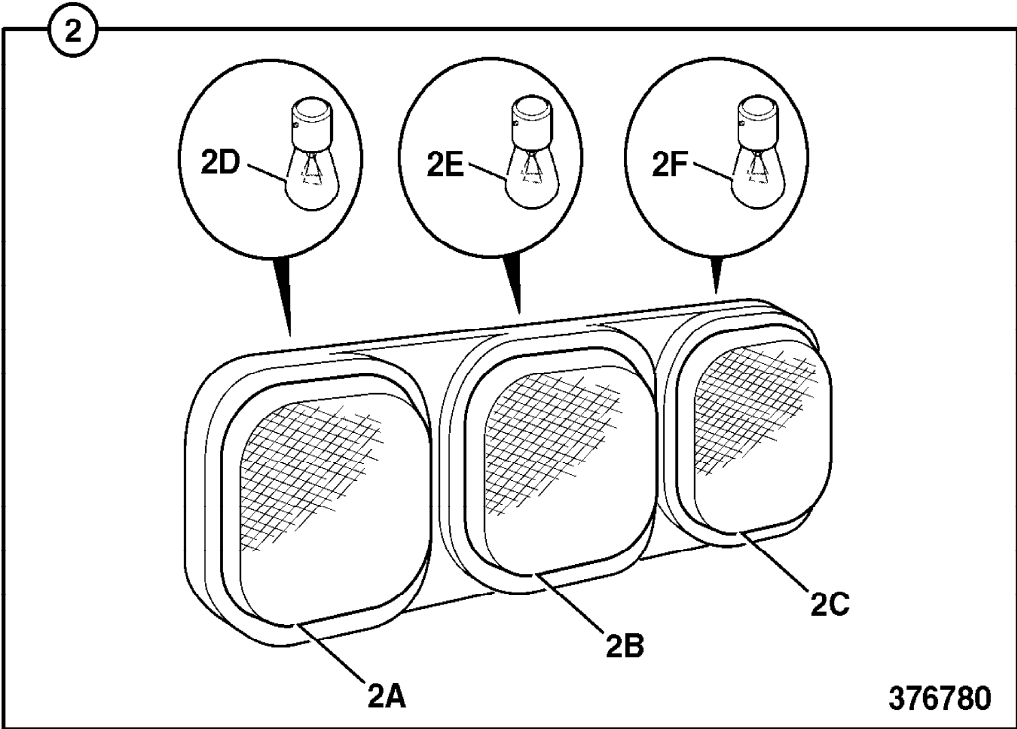
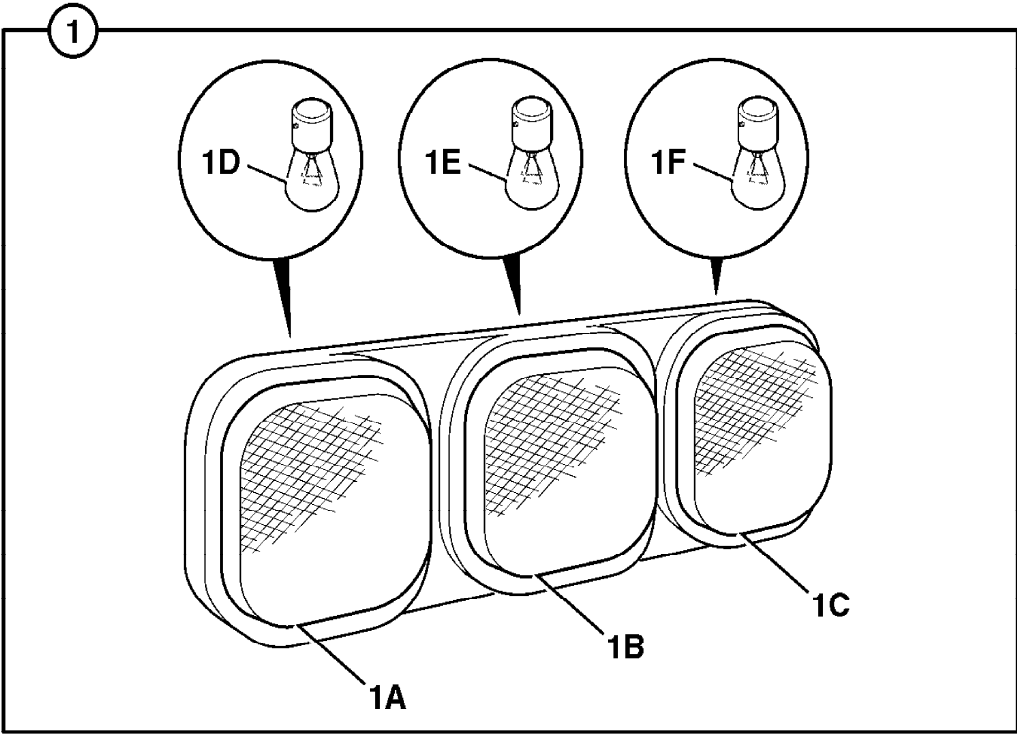
Machine group

From serial no.

To serial no.

.426

426



9802/2740 C1-18-1 ALARM, REVERSE

Illustration

Machines

Top of catalogue

| Item | Part no. | Change No. | Description | Remarks | Usage code | Qty |
|------|------------|------------|------------------------------------|---------|------------|-----|
| 1 | 717/07400 | | Alarm, reverse, 112 dBA | | | 1 |
| | 717/14800 | | Alarm, reverse, Smart, 87 - 112dBA | | | 1 |
| 2 | 265/02054 | | Bracket, alarm | | | 1 |
| 3 | 1315/0207Z | | Screw, M6 x 25mm long | | | 4 |
| 4 | 1370/0103Z | | Nut, Self lock, M6 | | | 4 |
| 5 | 1315/0305Z | | Screw, M8 x 20mm long | | | 2 |
| 6 | 1420/0006Z | | Washer, M6 | | | 8 |
| 7 | 1370/0203Z | | Nut, self lock, M8 | | | 2 |
| 8 | 1420/0007Z | | Washer, plain, M8 | | | 4 |

Machine groups

Details

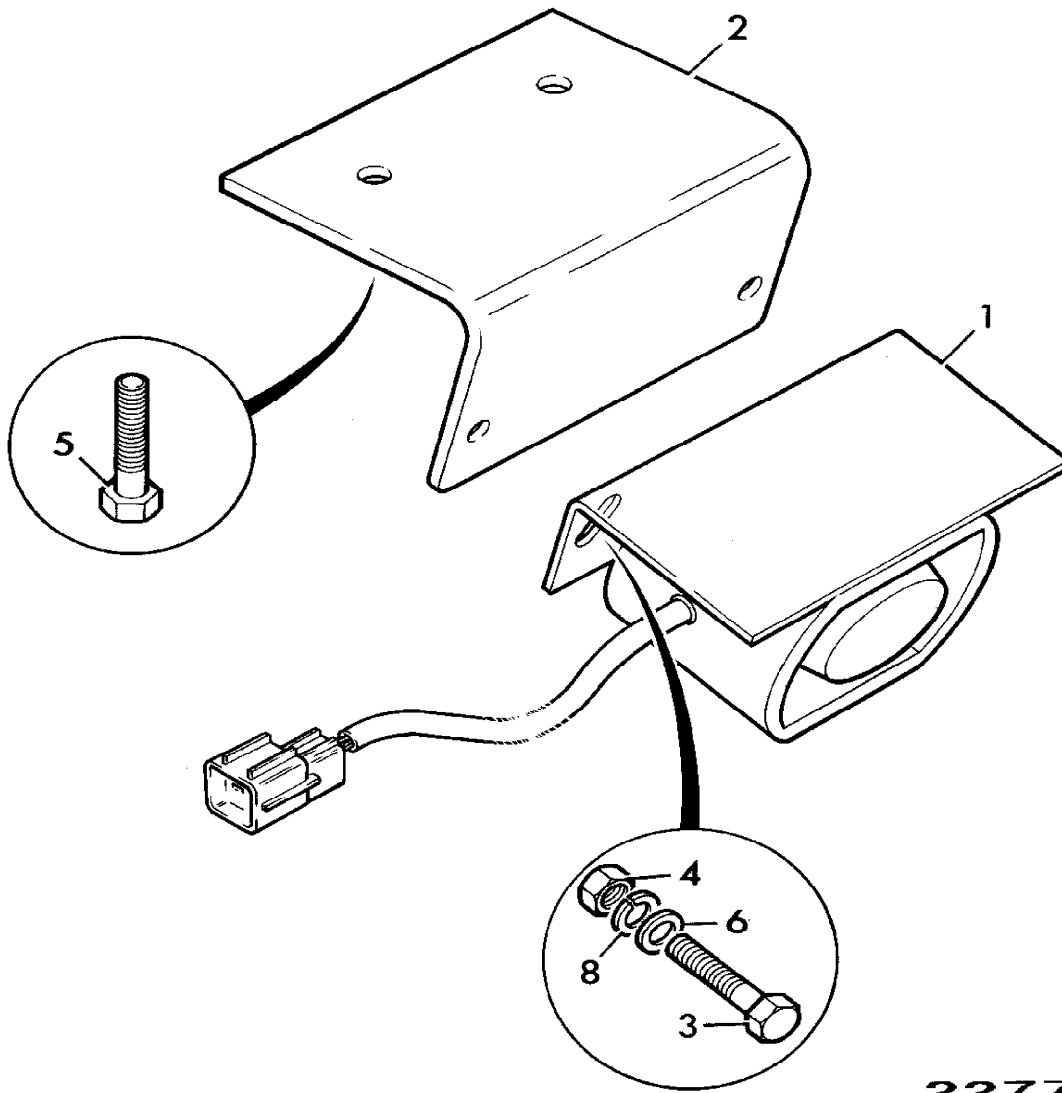
Machine group

From serial no.

To serial no.

.426

426



227770

9802/2740 C1-19-1 HORN, SINGLE TONE

Illustration

Machines

Top of catalogue

| Item | Part no. | Change No. | Description | Remarks | Usage code | Qty |
|------|------------|------------|-------------------|---------|------------|-----|
| 1 | 717/20152 | | Horn | | | 1 |
| 2 | 1315/0407Z | | Bolt, M10x25 | | | 1 |
| 3 | 1420/0008Z | | Washer, Plain M10 | | | 1 |
| 4 | 1370/0303Z | | Nut, lock, M10 | | | 1 |

Machine groups

Details

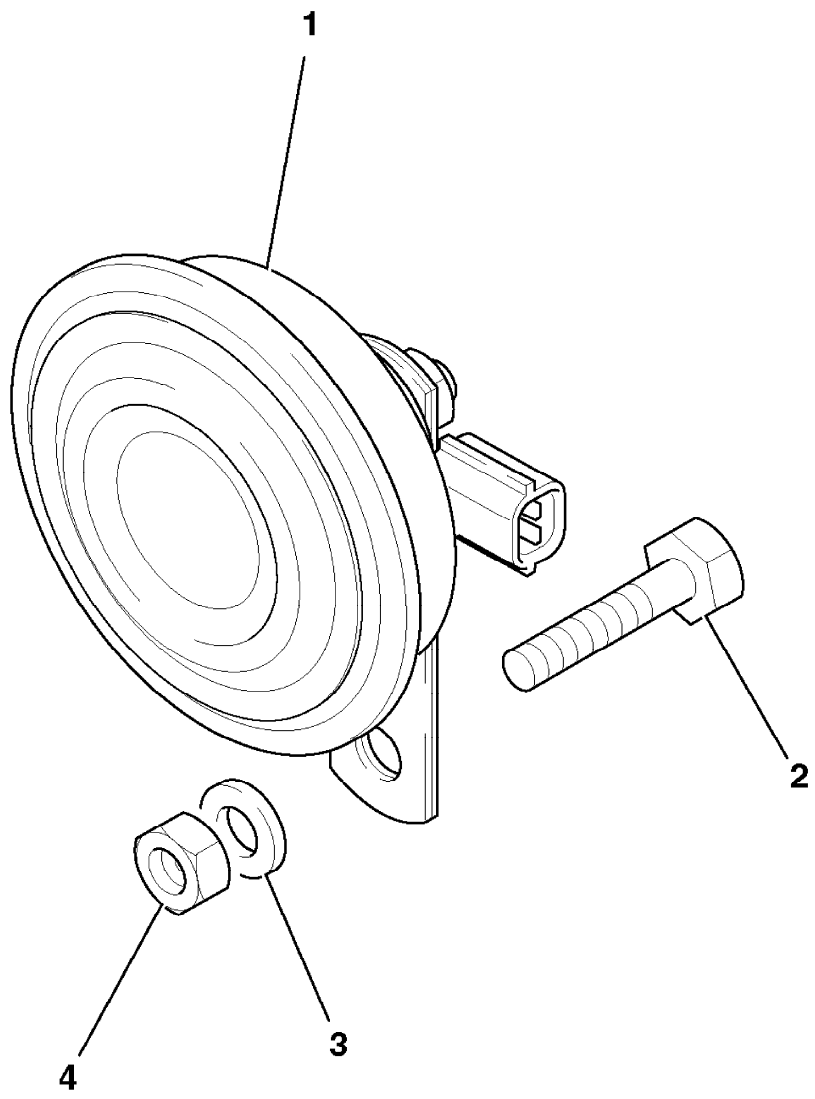
Machine group

From serial no.

To serial no.

.426

426



344250

9802/2740 C1-20-1 HEATED MIRROR

Illustration

Machines

Top of catalogue

| Item | Part no. | Change No. | Description | Remarks | Usage code | Qty |
|------|------------|------------|------------------------|---------|------------|-----|
| 1 | 717/20111 | | Mirror, heated | | | 1 |
| 2 | 335/03571 | | Bracket, mirror | | | 1 |
| 3 | 721/11037 | | Harness, heated mirror | | | 1 |
| 4 | 1315/3409D | | Bolt, M10 x 35mm long | | | 2 |
| 5 | 1370/0303D | | Nut, M10 | | | 2 |
| 6 | 823/00344 | | Washer, nylon | | | 4 |

Machine groups

Details

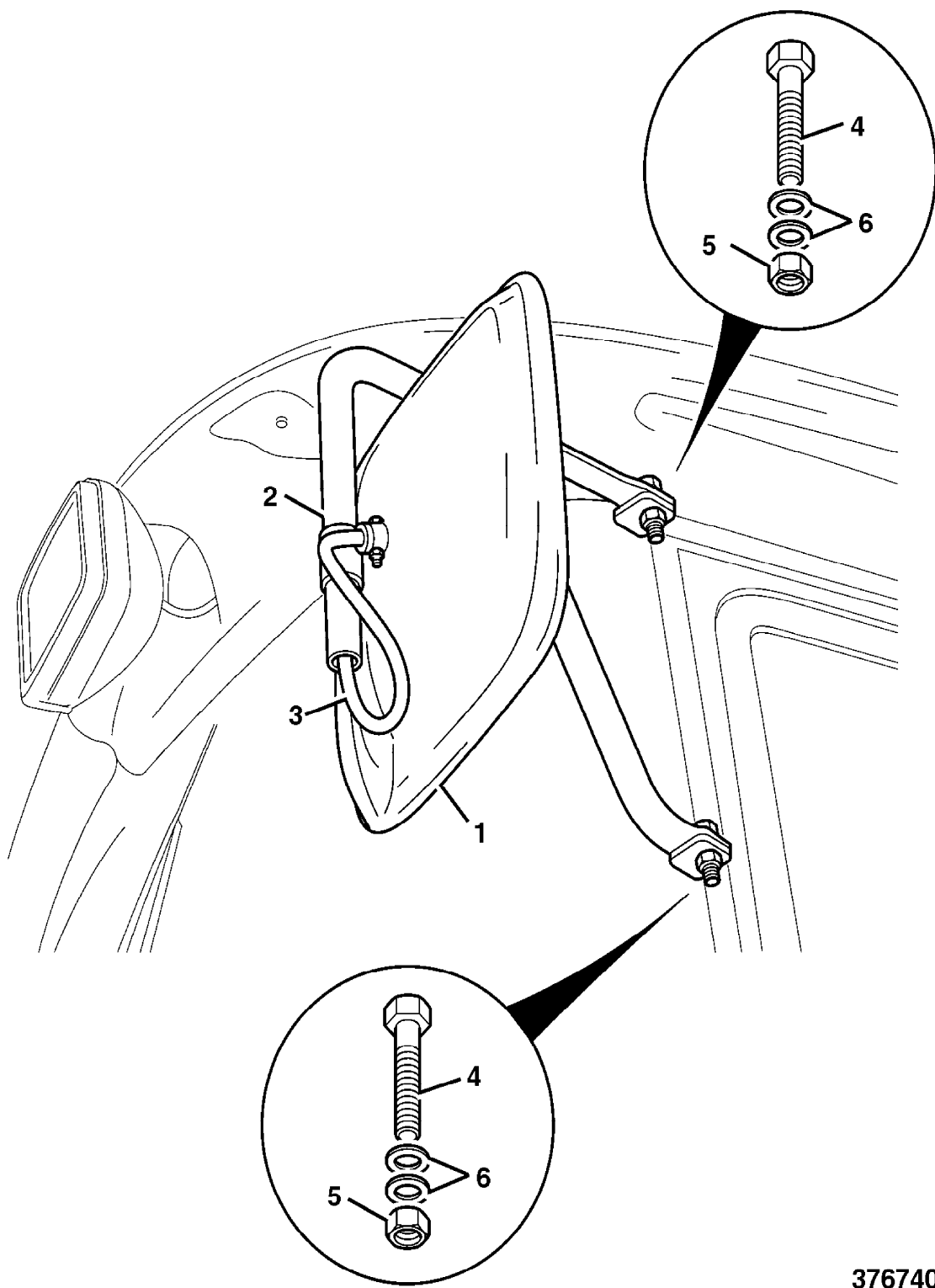
Machine group

From serial no.

To serial no.

.426

426



376740

9802/2740 C1-21-1 "P" CLIPS

Illustration

Machines

Top of catalogue

| Item | Part no. | Change No. | Description | Remarks | Usage code | Qty |
|------|------------|------------|---|-------------------------|------------|-----|
| 1 | 821/00410 | | Clip, pipe | | | A/R |
| 2 | 821/10087 | | Clip | | | A/R |
| 3 | 826/00864 | | Clip, P | | | A/R |
| 4 | 821/00306 | | Clip, 'P' (size No.6), 20mm clamp diameter | | | A/R |
| 5 | 821/00329 | | Clip, 'P' (size No.10), 25mm clamp diameter | | | A/R |
| 6 | 1370/0103D | | Nut, M6 lock | | | 1 |
| 7 | 1315/0203D | | Setscrew | 16 mm long | | 1 |
| 8 | 1315/0205D | | Setscrew, M6 x 20mm long | 20 mm long | | 1 |
| 9 | 1420/0006D | | Washer, M6 plain | | | 1 |
| 10 | 265/02813 | | Bracket, P-clip | Harness to engine block | | 1 |
| 11 | 1315/0305D | | Screw, set M8x20 | | | 1 |
| 12 | 1420/0007D | | Washer, M8 plain | | | 1 |

Machine groups

Details

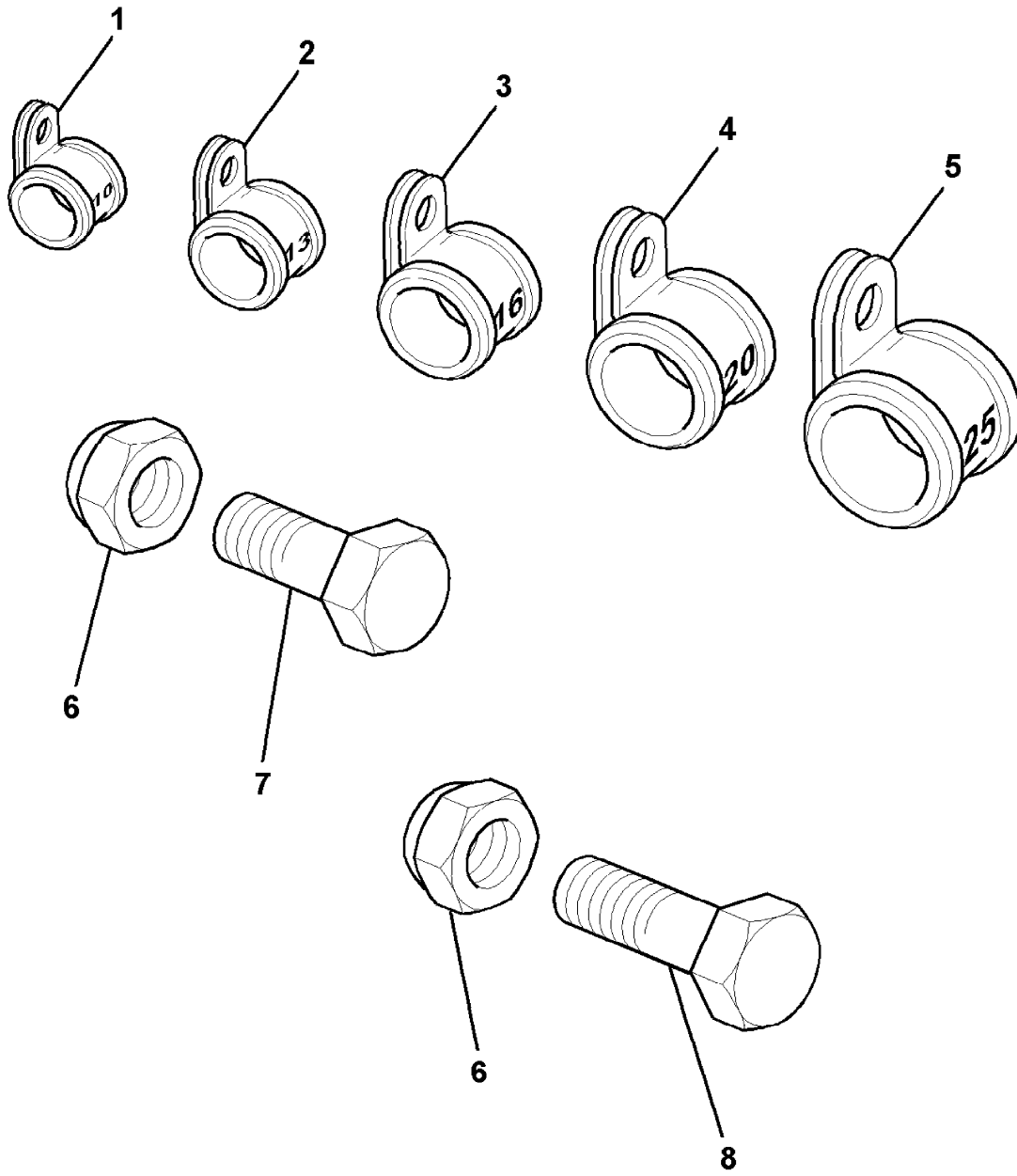
Machine group

From serial no.

To serial no.

.426

426



391400

9802/2740 C1-22-1 ELECTRICS TRAILER, 24 VOLT

Illustration

Machines

Top of catalogue

| Item | Part no. | Change No. | Description | Remarks | Usage code | Qty |
|------|------------|------------|-----------------------------|---------|------------|-----|
| 1 | 721/11214 | | Harness, trailer, 24 volt | | | 1 |
| 2 | 719/41400 | | Harness, and trailer socket | | | 1 |
| 3 | 1391/3109Z | | Capscrew | | | 3 |
| 4 | 1420/0005Z | | Washer, M5 | | | 3 |
| 5 | 1370/0003Z | | Nut | | | 3 |
| 6 | 265/02718 | | Bracket, mounting socket | | | 1 |
| 7 | 1315/0305Z | | Screw, M8 x 20mm long | | | 2 |
| 8 | 1420/0007Z | | Washer, plain, M8 | | | 2 |
| 9 | 2410/1109 | | Grommet | | | 1 |
| 10 | 716/05300 | | Relay, hazard | | | 1 |

Machine groups

Details

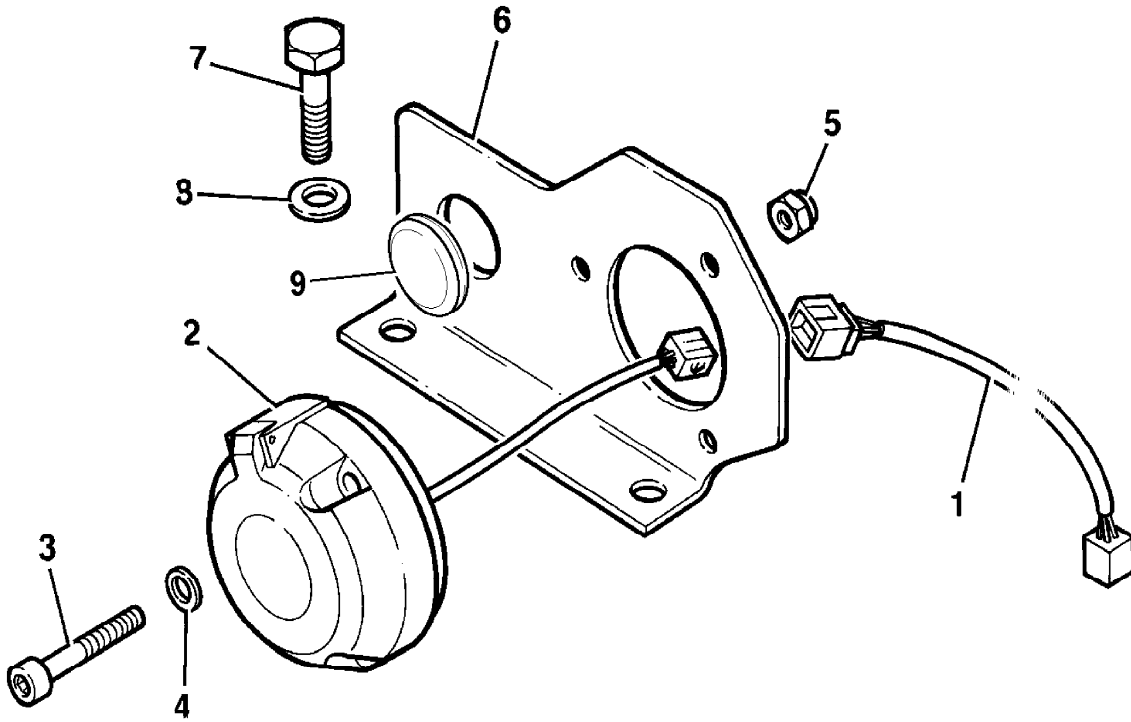

Machine group

From serial no.

To serial no.

.426

426



313061

9802/2740 C1-23-1 ELECTRICS TRAILER, 12 VOLT

Illustration

Machines

Top of catalogue

| Item | Part no. | Change No. | Description | Remarks | Usage code | Qty |
|------|------------|------------|--------------------------------|---------|------------|-----|
| 1 | 717/14700 | | Convertor, 24/12 volt | | | 1 |
| 2 | 719/88900 | | Harness, trailer | | | 1 |
| 3 | 721/11213 | | Harness, trailor, 12 volt | | | 1 |
| 4 | 1315/0105Z | | Bolt, M5 x 20mm long | | | 6 |
| 5 | 1420/0005Z | | Washer, M5 | | | 15 |
| 6 | 1370/0003Z | | Nut | | | 9 |
| 7 | 716/11100 | | Relay, 24 volt dioded | | | 6 |
| 8 | 716/05705 | | Fuse, 10 amp | | | 1 |
| 9 | 719/41400 | | Harness, and trailer socket | | | 1 |
| 10 | 1391/3109Z | | Capscrew | | | 3 |
| 11 | 7214/0002 | | Housing, 4 way pin | | | 1 |
| 12 | 7214/0004 | | Retainer, 4 way pin | | | 1 |
| 13 | 7210/0003 | | Seal, wire, 2.2-2.9mm OD brown | | | 4 |
| 14 | 7204/0002 | | Terminal, male (2.0) | | | 4 |
| 15 | 265/02718 | | Bracket, mounting socket | | | 1 |
| 16 | 1315/0305Z | | Screw, M8 x 20mm long | | | 2 |
| 17 | 1420/0007Z | | Washer, plain, M8 | | | 2 |
| 18 | 2410/1109 | | Grommet | | | 1 |
| 19 | 717/15000 | | Kit, potting compound | | | A/R |

Machine groups

Details

Machine group

From serial no.

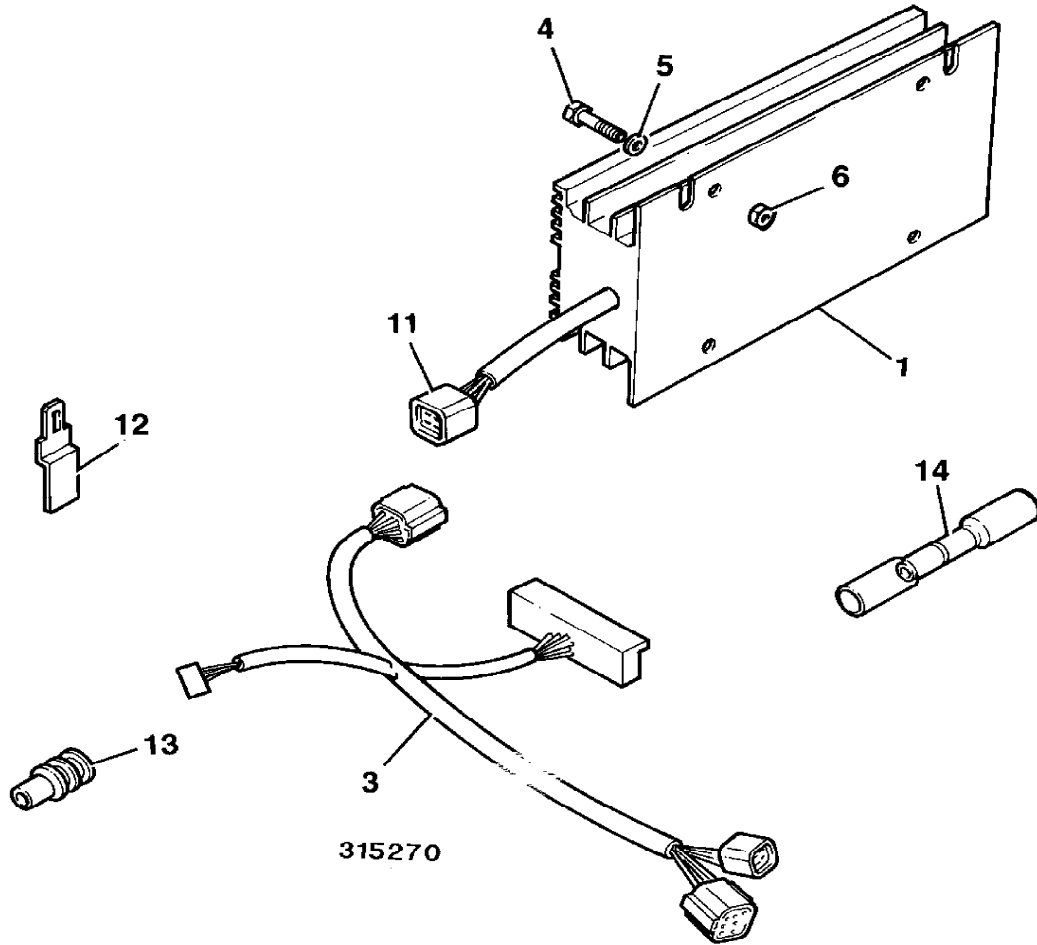
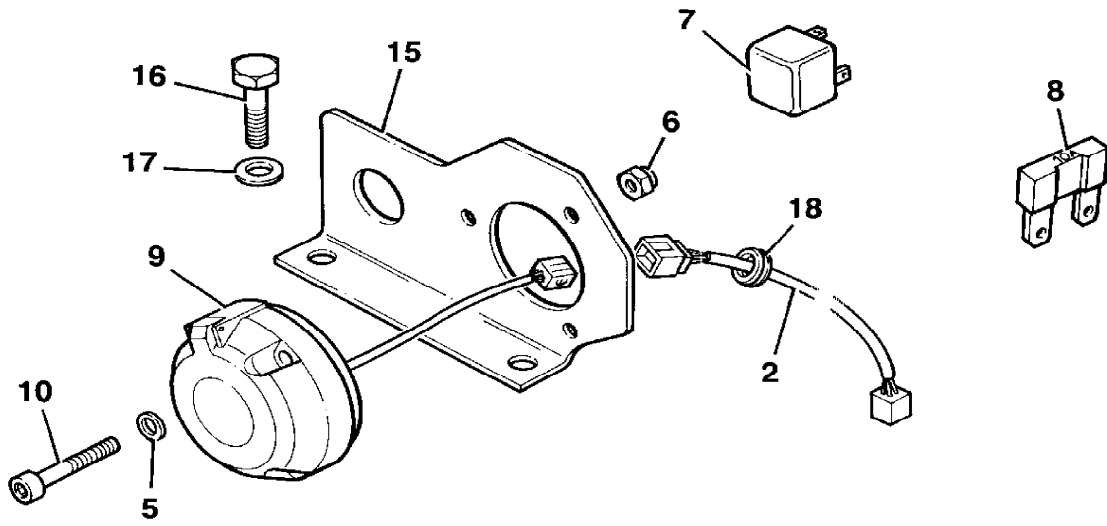
To serial no.

.426

FEB06

426

FEB06



315270

9802/2740 C1-23-2 ELECTRICS TRAILER, 12 VOLT

Illustration

Machines

Top of catalogue

| Item | Part no. | Change No. | Description | Remarks | Usage code | Qty |
|------|------------|------------|---|---------|------------|-----|
| 1 | 717/14700 | | Convertor, 24/12 volt | | | 1 |
| 2 | 331/58707 | | Bracket, mounting, convertor | | | 1 |
| 3 | 721/11213 | | Harness, trailer, 12 volt | | | 1 |
| 4 | 1315/0107D | | Screw, setscrew M5x25 | | | 2 |
| 5 | 1315/0103D | | Screw | | | 5 |
| 6 | 1370/0003D | | Nut, lock M5 | | | 10 |
| 7 | 716/11100 | | Relay, 24 volt dioded | | | 6 |
| 8 | 716/05705 | | Fuse, 10 amp | | | 1 |
| 9 | 970/61280 | | Harness, and trailer socket | | | 1 |
| 10 | 1391/3109D | | Capscrew | | | 3 |
| 11 | 7214/0002 | | Housing, 4 way pin | | | 1 |
| 12 | 7214/0004 | | Retainer, 4 way pin | | | 1 |
| 13 | 7210/0003 | | Seal, wire, 2.2-2.9mm OD brown | | | 4 |
| 14 | 7204/0002 | | Terminal, male (2.0) | | | 4 |
| 15 | 331/58472 | | Bracket, mounting socket | | | 1 |
| 16 | 1315/1110D | | Screw, M30 x 40mm | | | 1 |
| 17 | 1420/0015D | | Washer, plain, M30 | | | 1 |
| 18 | 2410/1109 | | Grommet | | | 1 |
| 19 | 821/00329 | | Clip, 'P' (size No.10), 25mm clamp diameter | | | 1 |
| 20 | 829/00476 | | Boss | | | 2 |
| 21 | 1420/0005D | | Washer | | | 17 |

Machine groups

Details

Machine group

From serial no.

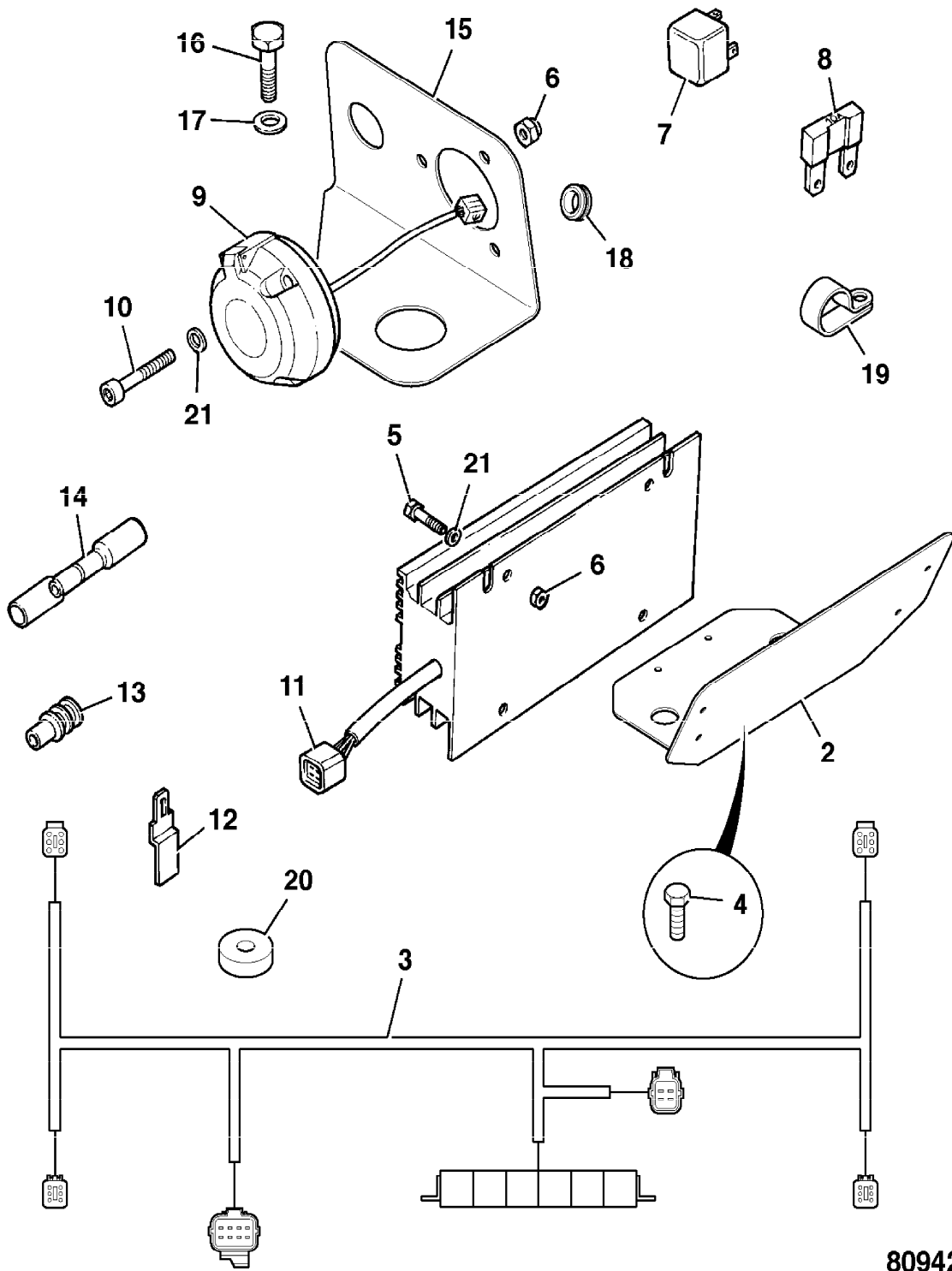
To serial no.

.426

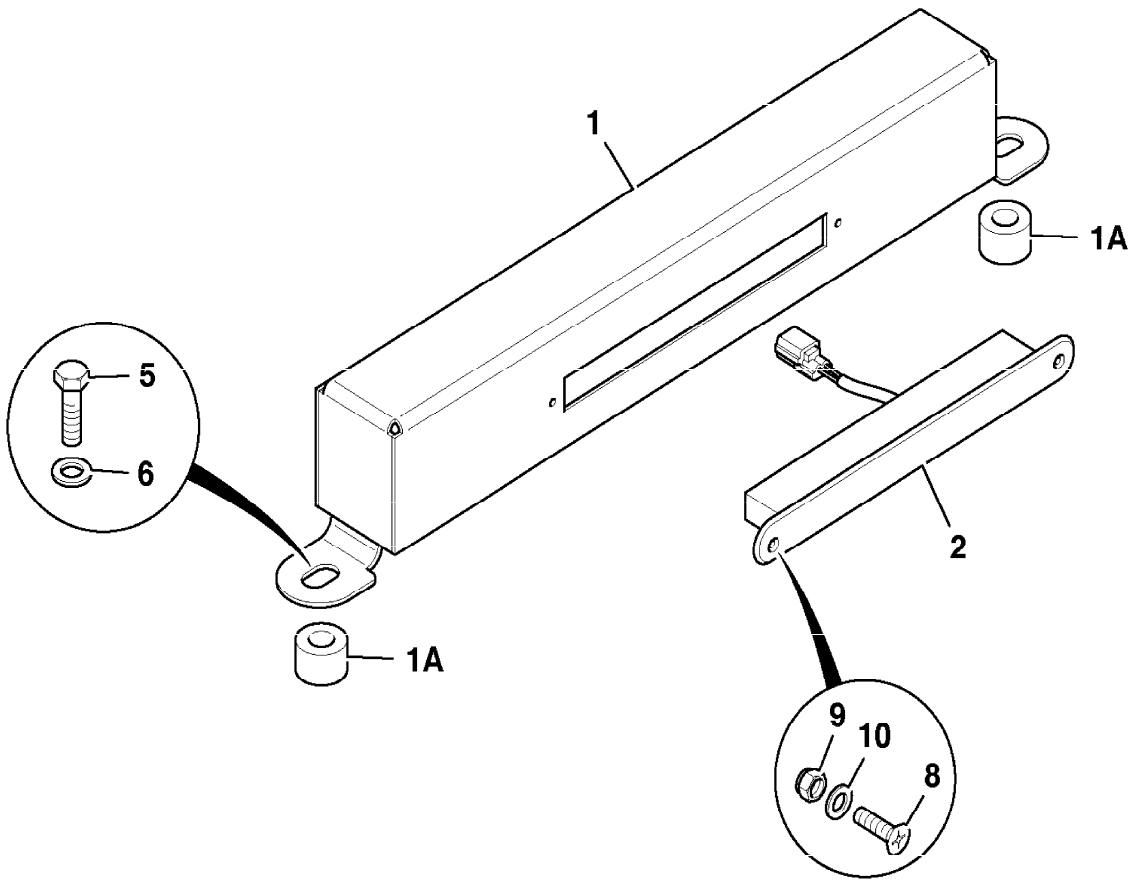
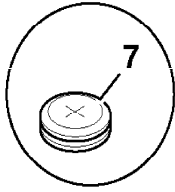
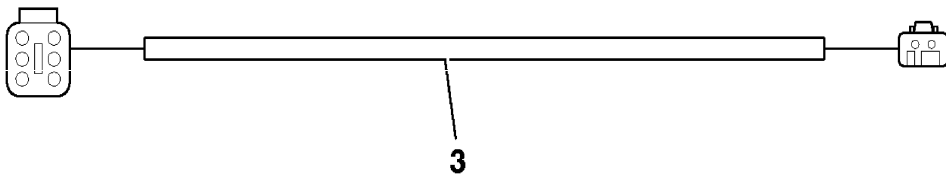
MAR06

426

MAR06



809420



809031

9802/2740 C1-26-1 ELECTRICS, AUXILLIARY SOLENOIDS, PROPORTIONAL CONTROL

Illustration

Machines

Top of catalogue

| Item | Part no. | Change No. | Description | Remarks | Usage code | Qty |
|------|-----------|------------|-------------------------------|---------|------------|-----|
| 4 | 721/11943 | | Harness, Prop. aux. control | | | 1 |
| 5 | 721/11944 | | Harness, valve block, 4 spool | | | 1 |
| | 721/11945 | | Harness, valve block, 3 spool | | | 1 |
| 6 | 716/10700 | | Plug, single diode | | | 2 |
| 7 | 728/19000 | | Amplifier, micro | | | 1 |
| 9 | 716/11100 | | Relay, 24 volt dioded | | | 1 |
| 10 | 701/60031 | | Switch, 24V | | | 1 |
| 11 | 701/58713 | | Cover, aux, decal | | | 1 |
| 12 | 701/60037 | | Gasket, switch | | | 1 |

Machine groups

Details

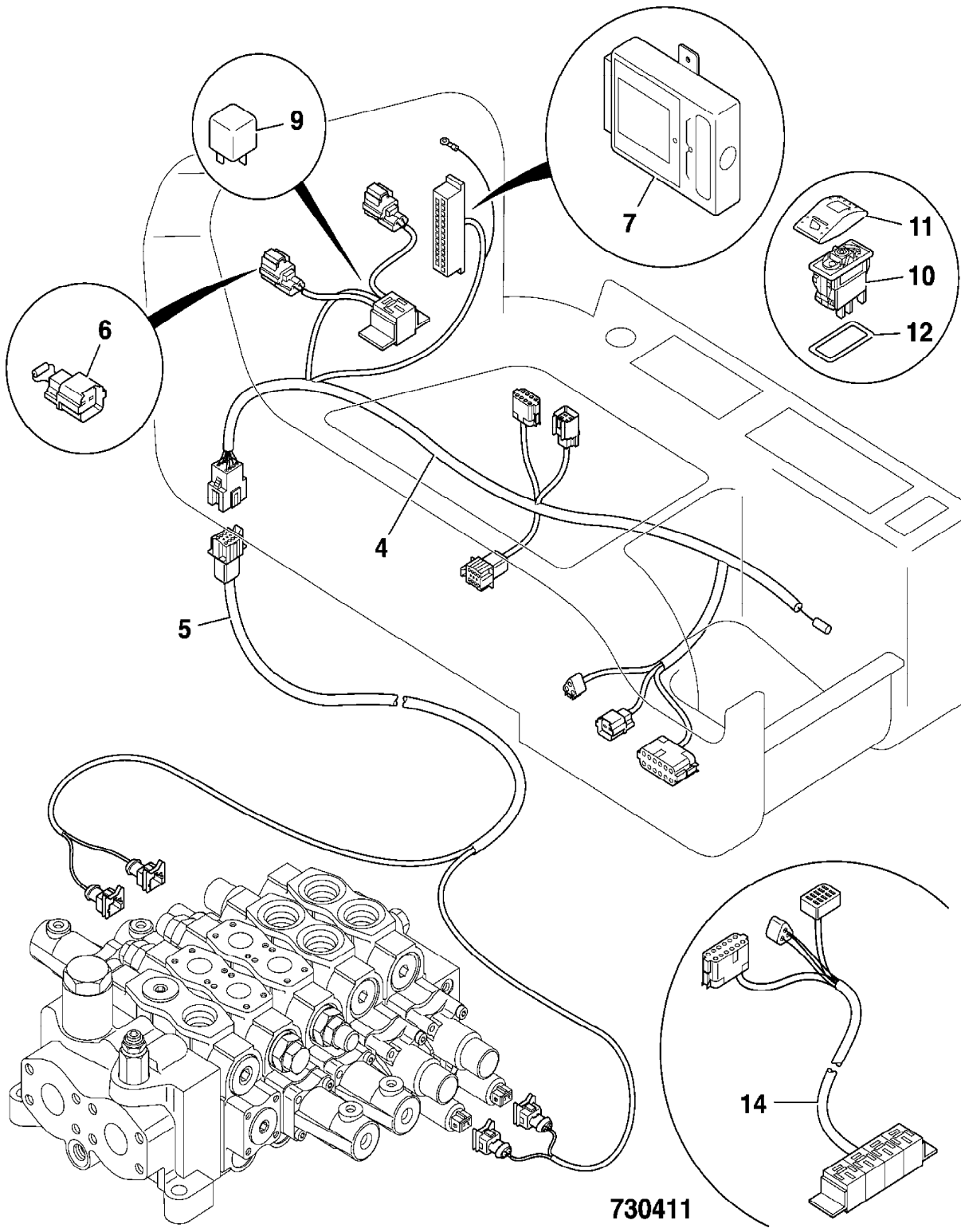
Machine group

From serial no.

To serial no.

.426

426



730411

9802/2740 C1-27-1 ELECTRICS, EMERGENCY STEER

Illustration

Machines

Top of catalogue

| Item | Part no. | Change No. | Description | Remarks | Usage code | Qty |
|------|------------|------------|----------------------------|-------------------------------------|------------|-----|
| 0A | 701/74400 | | Switch, pressure | | | 1 |
| 1 | TBA | | Part number, Not Yet Known | | | 1 |
| 2 | 718/20190 | | Cable | | | 1 |
| 3 | 718/20191 | | Cable | Relay to Emergancy steer pump | | 1 |
| 4 | 718/20224 | | Cable | | | 1 |
| 5 | 716/21900 | | Holder, fuse | | | 1 |
| 6 | 716/30195 | | Fuse, 125Amp | | | 1 |
| 7 | 716/30203 | | Relay | | | 1 |
| 8 | 821/10087 | | Clip | Item 4 to bulkhead | | 2 |
| 11 | 1315/0205D | | Setscrew, M6 x 20mm long | | | 4 |
| 12 | 1315/0207D | | Screw, M6 x 25mm | | | 1 |
| 13 | 1420/0006D | | Washer, M6 plain | | | 10 |
| 14 | 1370/0103D | | Nut, M6 lock | | | 5 |
| 15 | . | | 'See Remark' | Not fitted | | 1 |
| 16 | . | | 'See Remark' | Not fitted | | 1 |
| 17 | 704/50091 | | Timer | | | 1 |
| 18 | 826/01524 | | Screw, selftap | | | 2 |
| 19 | 716/30133 | | Relay, Micro 24V | | | 1 |
| 20 | 716/05703 | | Fuse, 5 Amp | | | 1 |
| 21 | 701/60041 | | Switch, 24V | | | 1 |
| 23 | 701/58718 | | Cover, steer switch decal | | | 1 |

Machine groups

Details

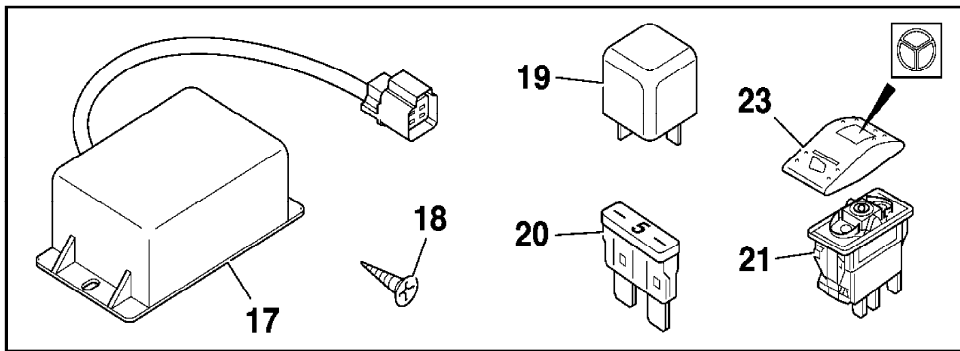
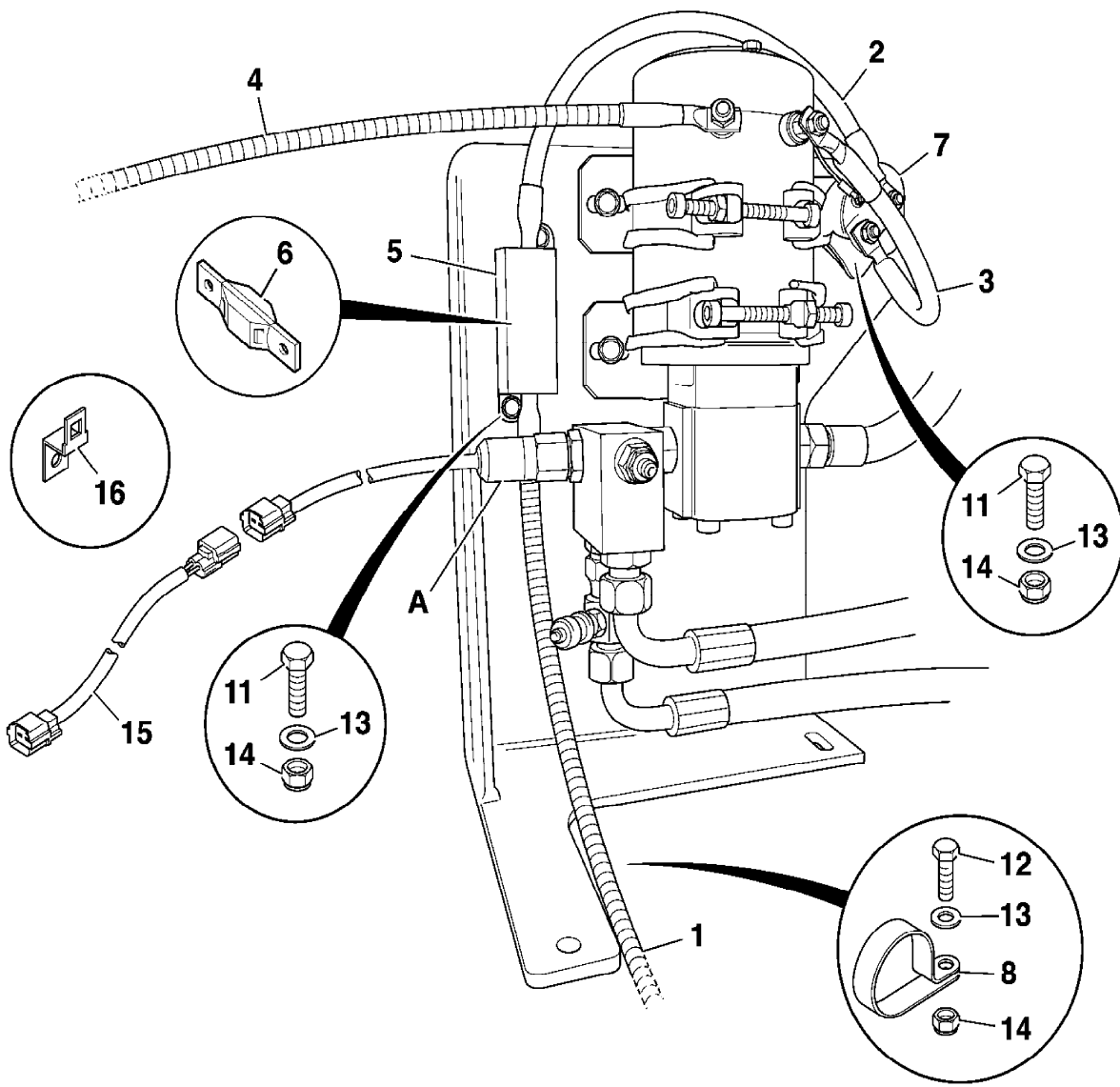
Machine group

From serial no.

To serial no.

.426

426



765840

9802/2740 C1-28-1 EARTH LEADS

Illustration

Machines

Top of catalogue

| Item | Part no. | Change No. | Description | Remarks | Usage code | Qty |
|------|------------|------------|---------------------|-----------------|------------|-----|
| 1 | 718/20099 | | Lead, braided earth | Cab and Engine | | 2 |
| 2 | 1315/0405D | | Setscrew | Engine mounting | | 1 |
| | 1315/0505D | | Screw, M12x20 | Cab mounting | | 1 |
| 3 | 1420/0008D | | Washer, M10 | Engine mounting | | 1 |
| | 1420/0009D | | Washer, M12 | Cab mounting | | 1 |
| 4 | . | | 'See Remark' | Not fitted | | 1 |
| 5 | 1370/0203D | | Nut, lock | | | 1 |
| 6 | 1420/0007D | | Washer, M8 plain | Cab mounting | | 1 |
| 7 | . | | 'See Remark' | Not fitted | | 1 |

Machine groups

Details

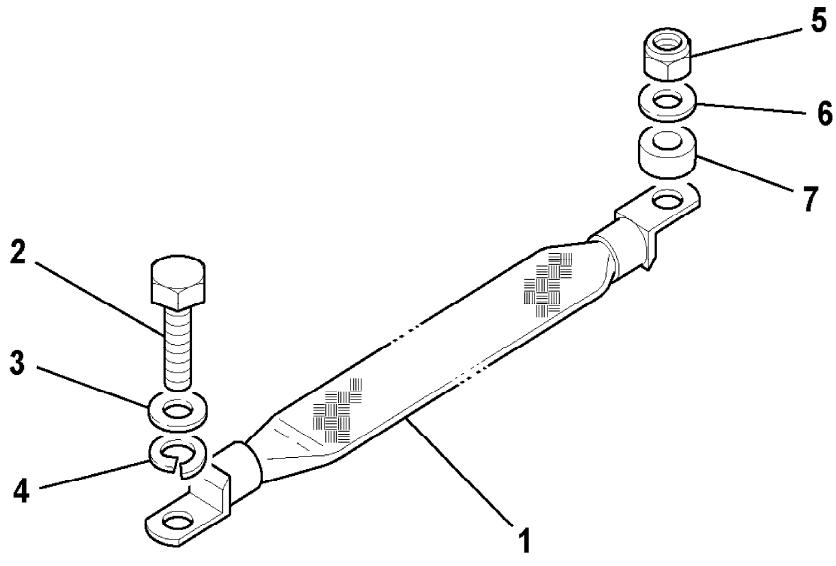
Machine group

From serial no.

To serial no.

.426

426



739580

9802/2740 C1-3-1 BATTERY & FITTINGS

Illustration

Machines

Top of catalogue

| Item | Part no. | Change No. | Description | Remarks | Usage code | Qty |
|------|------------|------------|--|-----------------|------------|-----|
| 1 | 729/10655 | | Battery, wet charge, 130Ah | | | 2 |
| 2 | 718/20230 | | Cable, red | | | 1 |
| 3 | 718/20138 | | Lead, starter to isolator, black | | | 1 |
| 4 | 718/56111 | | Lead, battery connection | | | 1 |
| 5 | 718/56089 | | Lead, battery to isolator | | | 1 |
| 6 | 701/47400 | | Switch, isolator | | | 1 |
| 6A | 701/47401 | | Key, isolator switch | | | 1 |
| 7 | 1315/0307D | | Setscrew, M8x25 | | | 2 |
| 8 | 1420/0007D | | Washer, M8 plain | | | 4 |
| 9 | 1370/0203D | | Nut, lock | | | 2 |
| 10 | 265/00883 | | Clamp, battery | | | 1 |
| 11 | 826/11131 | | Bolt, swing | | | 3 |
| 12 | 1420/0006D | | Washer, M6 plain | | | 7 |
| 13 | 1370/0101D | | Nut, plain | | | 6 |
| 14 | 821/00306 | | Clip, 'P' (size No.6), 20mm clamp diameter | | | 3 |
| 15 | 826/01277 | | Nut, vibration proof | | | 3 |
| 16 | 331/40330 | | Cover, battery terminal | | | 1 |
| 17 | 821/00213 | | Clamp, Top | | | 4 |
| 18 | 821/00214 | | Clamp, Base | | | 4 |
| 19 | 821/00215 | | Insert, Clamp | | | 4 |
| 20 | 1315/0408D | | Setscrew, M10 x 30 | | | 3 |
| 21 | 1420/0008D | | Washer, M10 | | | 8 |
| 22 | 1370/0303D | | Nut, M10 | | | 4 |
| 23 | 262/04601 | | Spacer | To engine mount | | 1 |
| 24 | 1315/3412D | | Bolt, M10 x 50 | For item 23 | | 1 |
| 25 | 2410/0114 | | Grommet | For Rad. baffle | | 2 |
| 31 | 265/00893 | | Cover, battery isolator | | | 1 |

Machine groups

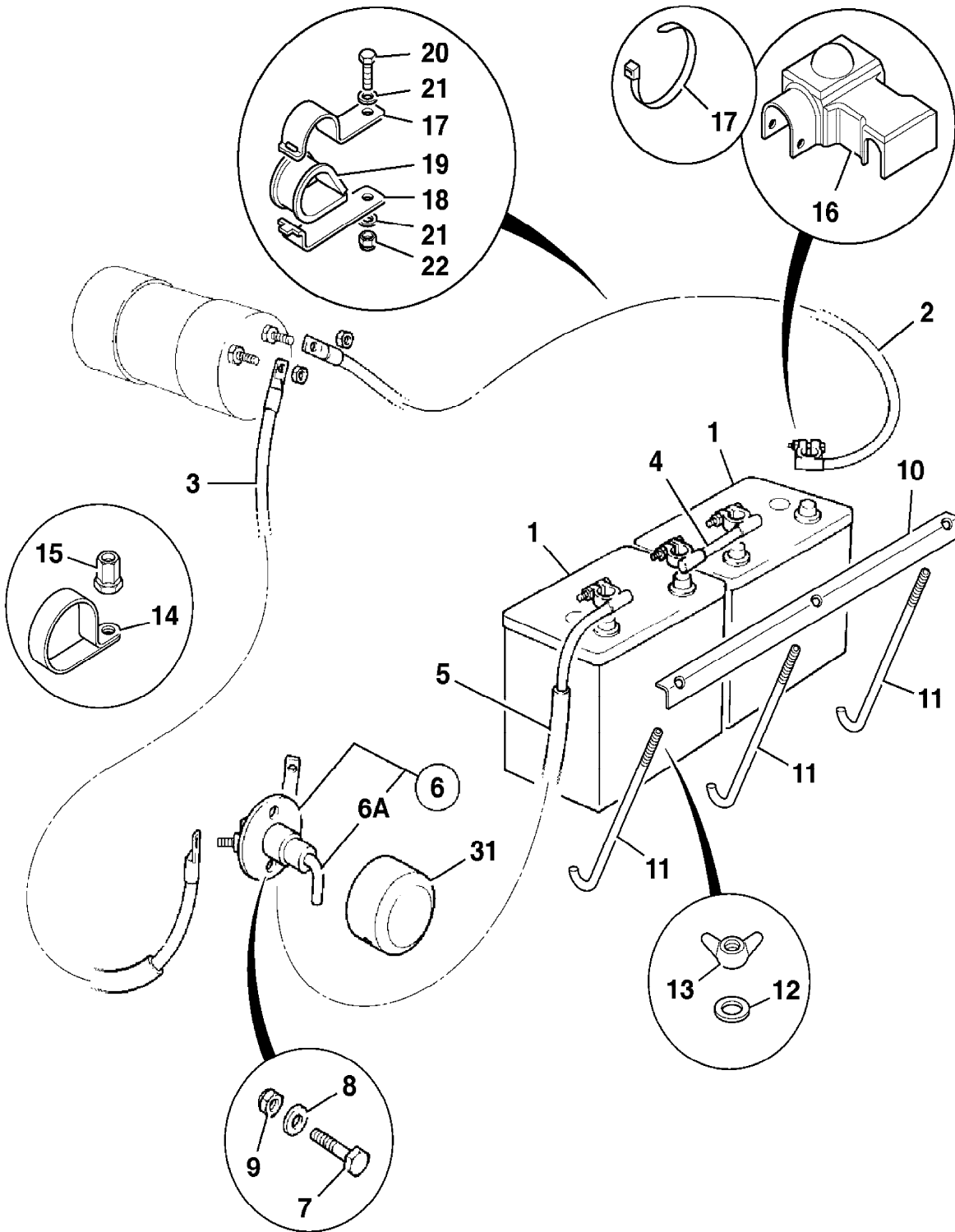
Machine group

From serial no.

To serial no.

.426

426



790712

9802/2740 C2-1-1 ELECTRICAL EQUIPMENT

Illustration

Machines

Top of catalogue

| Item | Part no. | Change No. | Description | Remarks | Usage code | Qty |
|------|-----------|------------|------------------------------------|---------|------------|-----|
| 1 | 714/40256 | | Motor, starter | | P/Ex | 1 |
| 2 | 714/40388 | | Alternator, assembly, 24V-70amp | | P/Ex | 1 |
| 3 | 716/30233 | | Solenoid, fuel advance | | | 1 |
| 4 | 716/30248 | | Solenoid | | | 1 |
| 5 | 716/30128 | | Sender, temperature | | | 1 |
| 6 | 701/58721 | | Switch, vacuum pressure | | | 1 |
| 7 | 701/60065 | | Switch, engine oil pressure | | | 1 |
| 8 | 717/20177 | | Heater, air intake | | | 1 |
| 9 | 717/20179 | | Switch, thermo, fuel | | | 1 |
| 10 | 717/20178 | | Harness, fuel pump | | | 1 |
| 11 | 716/23400 | | Relay, heater 24v | | | 1 |

Machine groups

Details

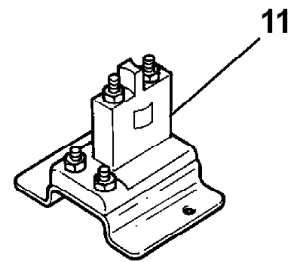
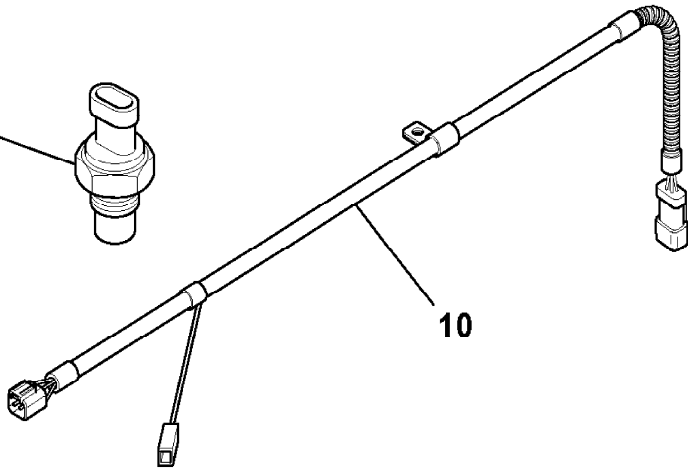
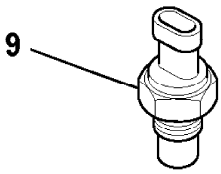
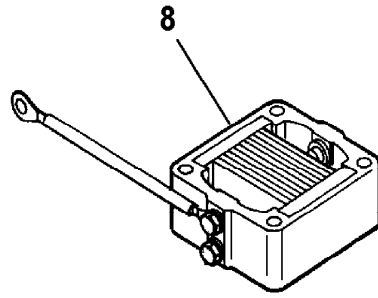
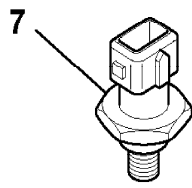
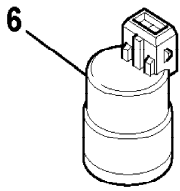
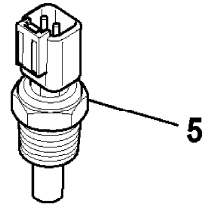
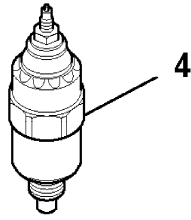
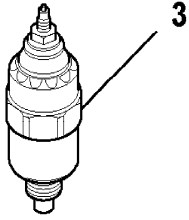
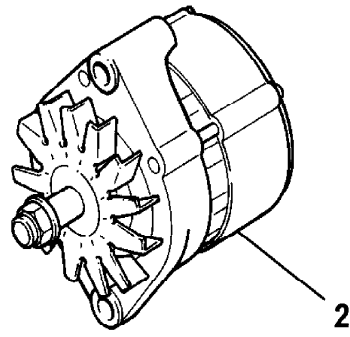
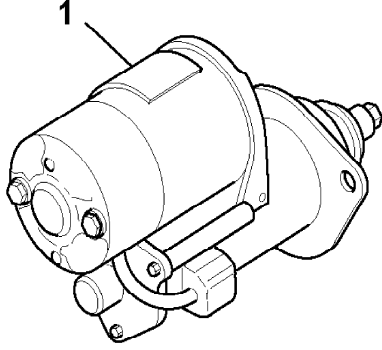
Machine group

From serial no.

To serial no.

.426

426



778490

9802/2740 C2-2-1 ENGINE PRE-HEAT

Illustration

Machines

Top of catalogue

| Item | Part no. | Change No. | Description | Remarks | Usage code | Qty |
|------|------------|------------|--|------------------|------------|-----|
| 1 | 718/20278 | | Cable, battery to relay | | | 1 |
| 2 | 716/21900 | | Holder, fuse | | | 1 |
| 3 | 716/30195 | | Fuse, 125Amp | | | 1 |
| 4 | 1315/0205D | | Setscrew, M6 x 20mm long | | | 4 |
| 5 | 1420/0006D | | Washer, M6 plain | | | 4 |
| 6 | 718/20191 | | Cable | | | 1 |
| 7 | 716/23400 | | Relay, heater 24v | | | 1 |
| 8 | 718/56115 | | Cable, relay to grid heater | | | 1 |
| 9 | 821/10087 | | Clip | | | 1 |
| 10 | 826/01453 | | Tie, cable, double head | | | 2 |
| 11 | 821/00306 | | Clip, 'P' (size No.6), 20mm clamp diameter | | | 1 |
| 12 | 265/02808 | | Bracket, mounting P clip | No longer fitted | | 1 |
| 13 | 1315/0505D | | Screw, M12x20 | No longer fitted | | 1 |
| 14 | 1420/0009D | | Washer, M12 | No longer fitted | | 1 |
| 15 | 1370/0103D | | Nut, M6 lock | No longer fitted | | 1 |

Machine groups

Details

Machine group

From serial no.

To serial no.

.426

426

IMAGE NOT FOUND

9802/2740 C2-3-1 MOTOR, STARTER, 24 VOLT

Illustration

Machines

Top of catalogue

| Item | Part no. | Change No. | Description | Remarks | Usage code | Qty |
|------|-----------|------------|----------------|---------|------------|-----|
| 1 | 714/40256 | | Motor, starter | | | 1 |

Machine groups

Details

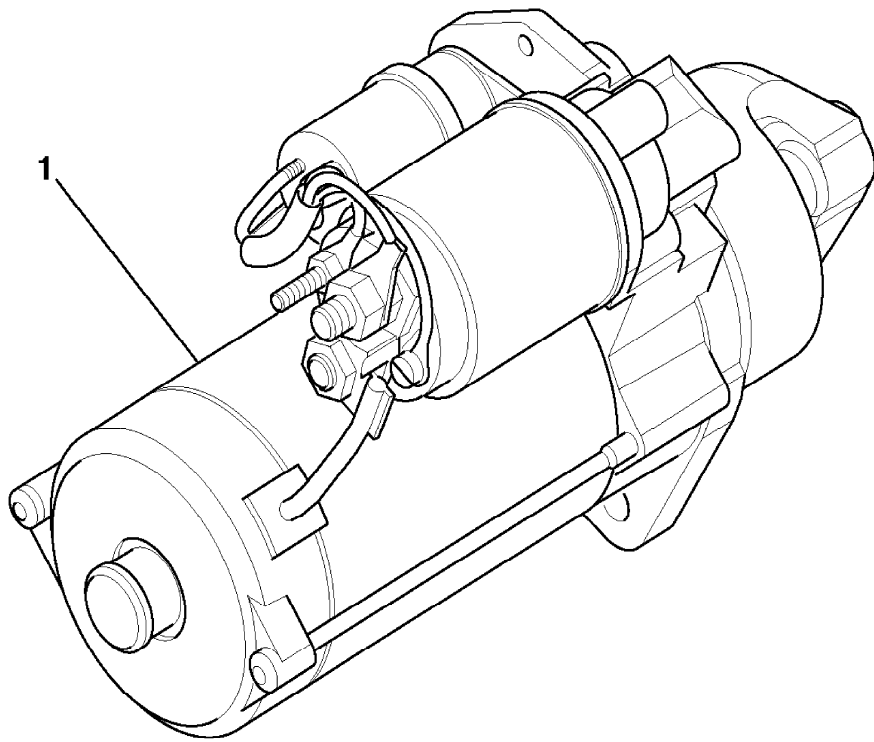
Machine group

From serial no.

To serial no.

.426

426



427150

9802/2740 C2-4-1 ALTERNATOR

Illustration

Machines

Top of catalogue

| Item | Part no. | Change No. | Description | Remarks | Usage code | Qty |
|------|-----------|------------|------------------------------------|---------|------------|-----|
| | 714/40388 | | Alternator, assembly, 24V-70amp | | | 1 |

Machine groups

Details

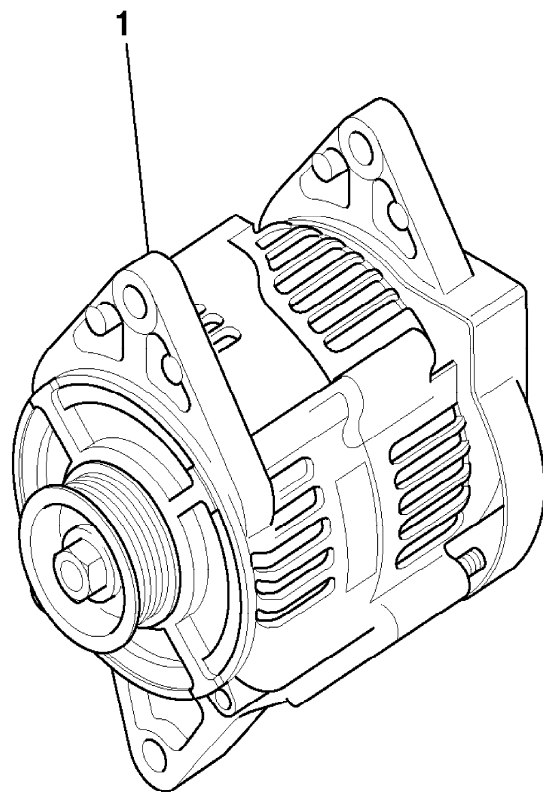
Machine group

From serial no.

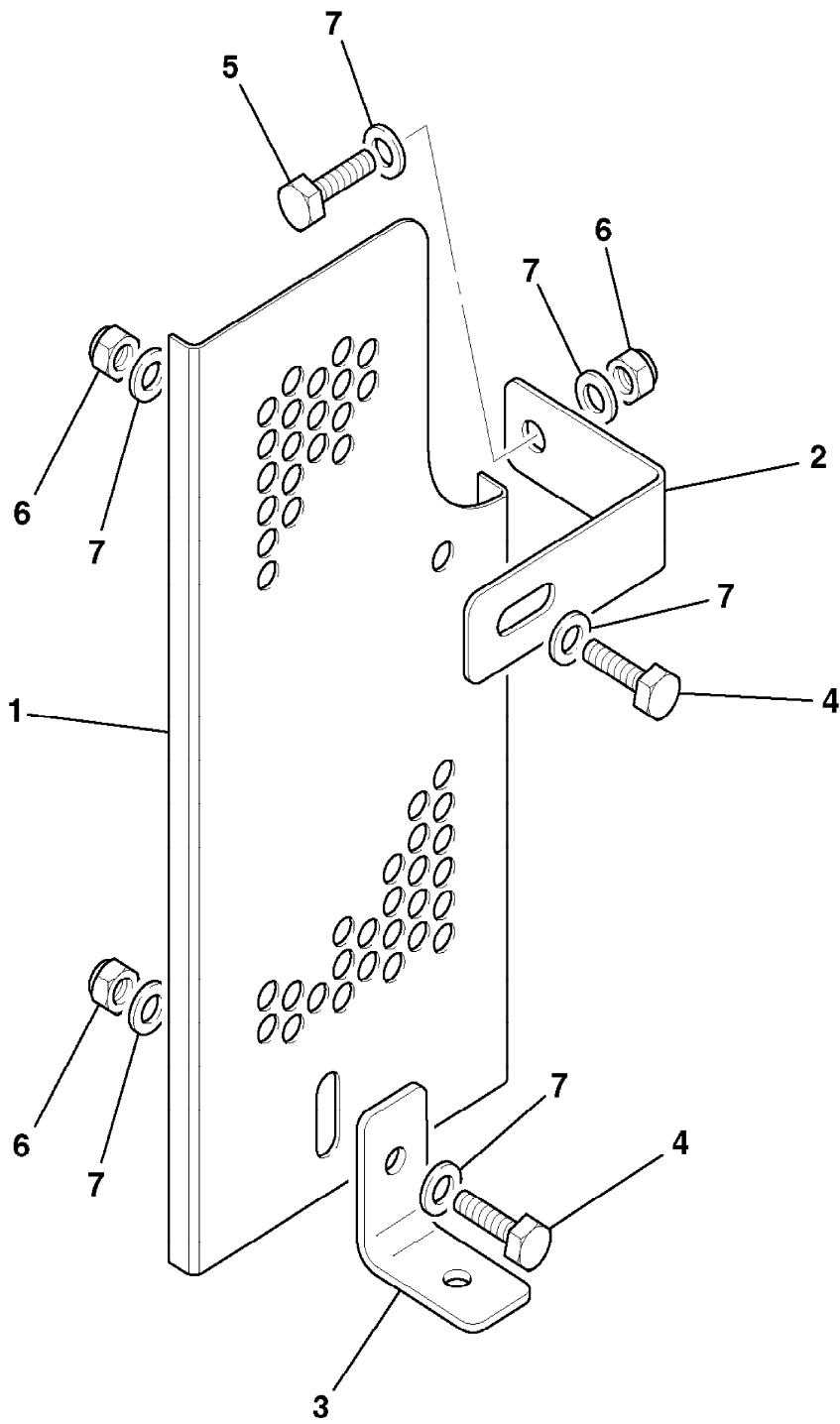
To serial no.

.426

426



785650



786730

9802/2740 C2-5-1 ALTERNATOR MOUNTINGS

Illustration

Machines

Top of catalogue

| Item | Part no. | Change No. | Description | Remarks | Usage code | Qty |
|------|-----------|------------|------------------------------|---------|------------|-----|
| 1 | 02/911443 | | Bracket, alternator support | | | 1 |
| 2 | 02/911007 | | Bolt, M8x1.25x25 | | | 3 |
| 3 | 826/10759 | | Bolt, flange head | | | 1 |
| 4 | 02/911226 | | Nut, flange head | | | 1 |
| 5 | 02/911442 | | Lever, alternator | | | 1 |
| 6 | 02/911122 | | Screw, flange head, M10 x 25 | | | 1 |
| 7 | 02/911119 | | Screw | | | 1 |

Machine groups

Details

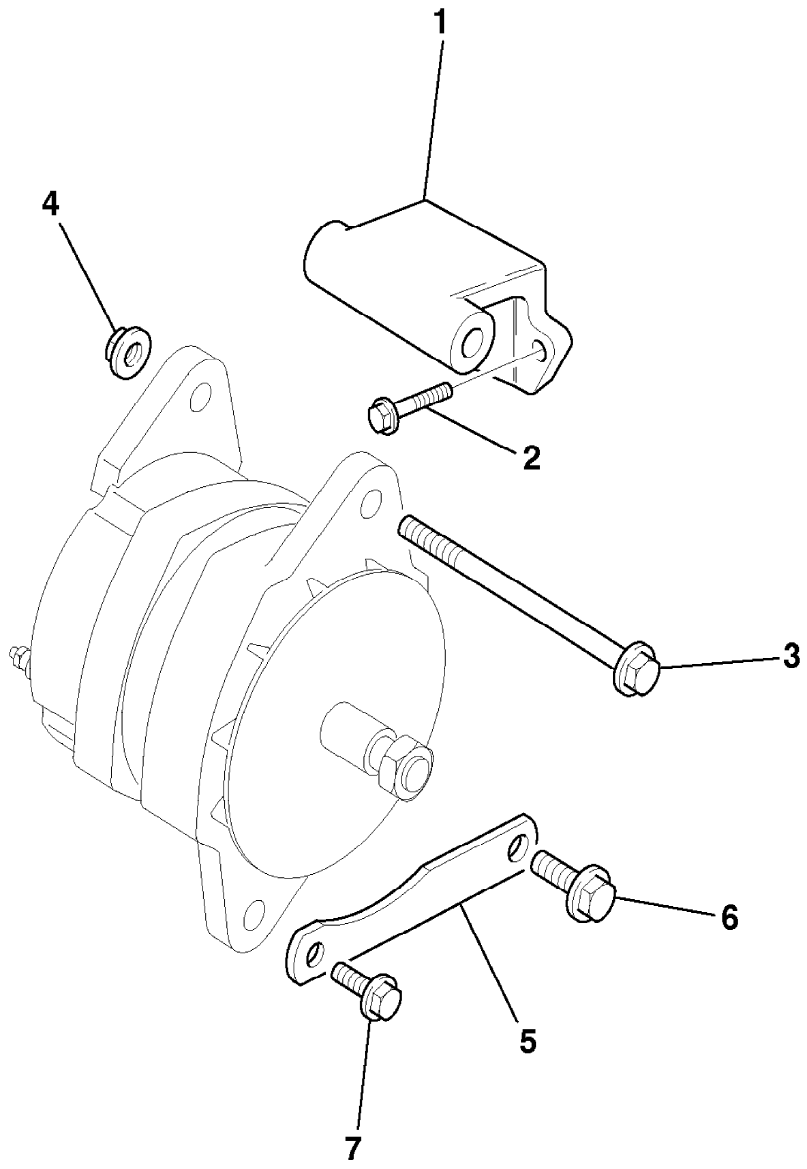
Machine group

From serial no.

To serial no.

.426

426



427010

9802/2740 C2-6-1 ENGINE BLOCK HEATER, 120V

Illustration

Machines

Top of catalogue

| Item | Part no. | Change No. | Description | Remarks | Usage code | Qty |
|------|------------|------------|--------------------------|---------|------------|-----|
| 1 | 30/926062 | | Kit-heater, engine block | | | 1 |
| 2 | 721/11796 | | :Harness, assembly | | | 1 |
| 3 | 717/09602 | | :Housing, plug | | | 1 |
| 4 | 717/09603 | | :Cover, hinged | | | 1 |
| 5 | 717/10201 | | :Element, heating | | | 1 |
| 6 | 821/10151 | | :Clip, core plug heater | | | 1 |
| 7 | 717/20119 | | :Shield, Heat | | | 1 |
| 8 | 331/57656 | | Bracket, heater mounting | | | 1 |
| 9 | 826/00896 | | Screw, M5X0.8X20mm long | | | 2 |
| 10 | 1370/0003D | | Nut, lock M5 | | | 2 |
| 11 | 1315/0308D | | Setscrew, M8 x 30mm long | | | 2 |
| 12 | 1370/0203D | | Nut, lock | | | 2 |
| 13 | 1420/0007D | | Washer, M8 plain | | | 4 |

Machine groups

Details

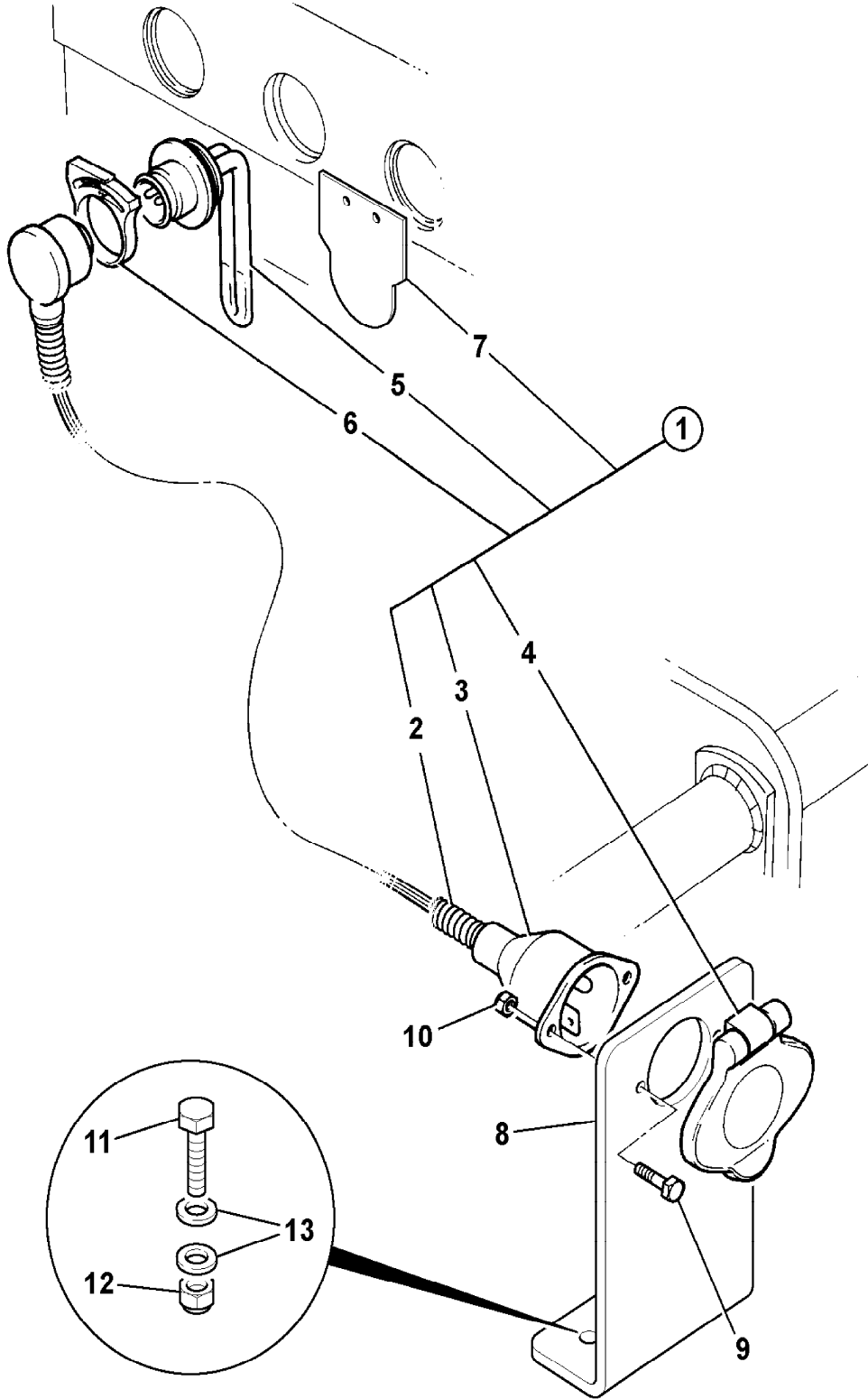
Machine group

From serial no.

To serial no.

.426

426



781671

9802/2740 C3-1-1 INSTRUMENT PANEL, 24 VOLT

Illustration

Machines

Top of catalogue

| Item | Part no. | Change No. | Description | Remarks | Usage code | Qty |
|------|-----------|------------|---------------------------------------|---------|------------|-----|
| 1 | 728/80077 | Superseded | Panel, instrument, including software | | | 1 |
| | 728/80110 | Superseded | Panel, instrument, including software | | | 1 |
| | 728/80114 | | Panel, instrument, including software | | | 1 |
| 20 | 701/80184 | | Switch, ignition | | | 1 |
| 20A | 701/45501 | | :Key, Door/Ignition, Ref 14657 | | | 1 |
| 21 | 704/26500 | | Alarm, buzzer | | | 1 |

Machine groups

Details

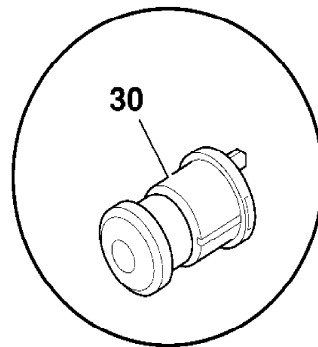
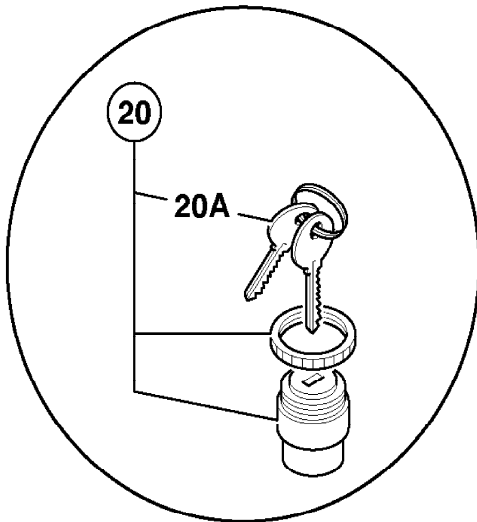
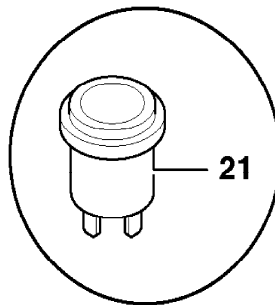
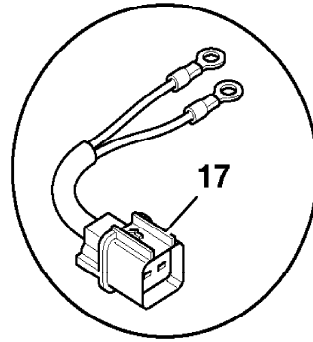
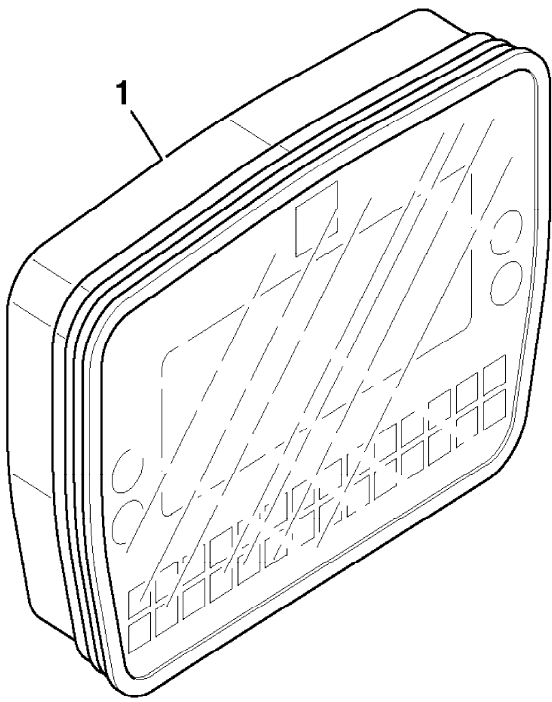
Machine group

From serial no.

To serial no.

.426

426



796640

9802/2740 C3-10-1 LIGHT, INTERIOR, CAB, 24 VOLT

Illustration

Machines

Top of catalogue

| Item | Part no. | Change No. | Description | Remarks | Usage code | Qty |
|------|-----------|------------|-----------------|---------|------------|-----|
| 1 | 700/37500 | | Light, interior | | | 1 |
| 2 | KHN1692 | | :Bulb, 24v 10w | | | 1 |

Machine groups

Details

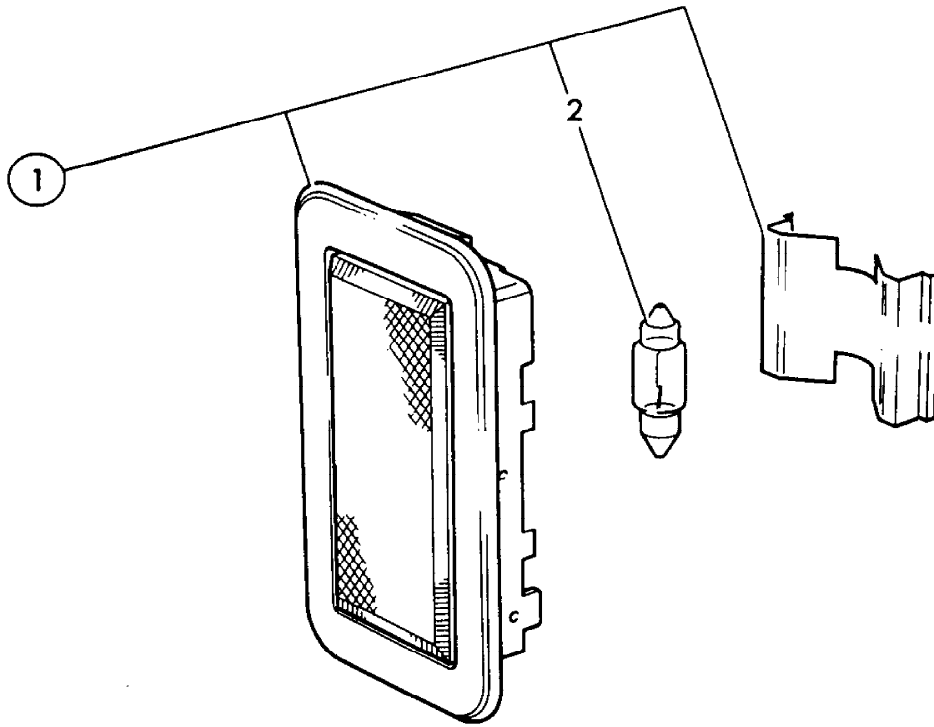
Machine group

From serial no.

To serial no.

.426

426



140930

9802/2740 C3-11-1 INSTRUMENT PANEL, ROOF MOUNTED

Illustration

Machines

Top of catalogue

| Item | Part no. | Change No. | Description | Remarks | Usage code | Qty |
|------|-----------|------------|--|---------------------------------|------------|-----|
| 1 | 331/42748 | | Panel, switch, roof mounting | | | 1 |
| 2 | 331/45324 | | Panel, stowage box | | | 1 |
| 3 | 826/11021 | | Screw, Button Head M6x20, Stainless | | | 8 |
| 4 | 701/60030 | | Switch, 24V | | | 1 |
| 5 | 701/58826 | | Actuator, front worklights, switch decal | | | 1 |
| 6 | 701/60032 | | Switch, 24V | | | 1 |
| 7 | 701/58827 | | Cover, rear working lights, switch decal | | | 1 |
| 8 | 701/60031 | | Switch, 24V | | | 1 |
| 9 | 701/58825 | | Actuator, beacon, convoy warning | | | 1 |
| 10 | 701/60031 | | Switch, 24V | | | 1 |
| 11 | 701/58898 | | Cover, switch, heated mirror | | | 1 |
| 12 | 701/60031 | | Switch, 24V | | | 1 |
| 13 | 701/58852 | | Decal, heated seat, white lens | | | 1 |
| 14 | 701/60010 | | Blank | | | 1 |
| 15 | . | | 'See Remark' | Radio installation see index C3 | | 1 |
| 16 | 717/08600 | | Cover, Radio Blanking | | | 1 |

Machine groups

Details

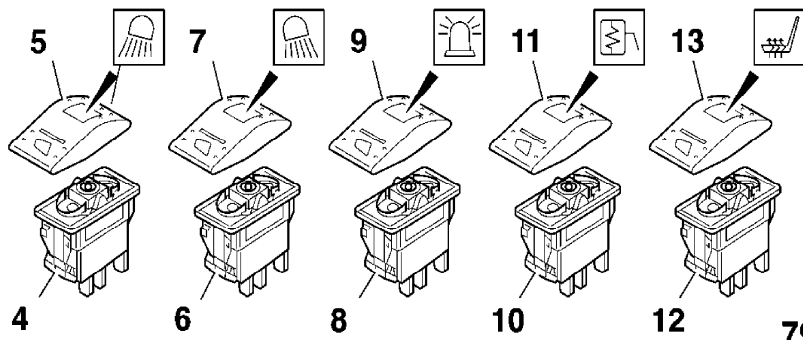
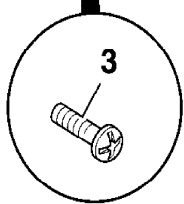
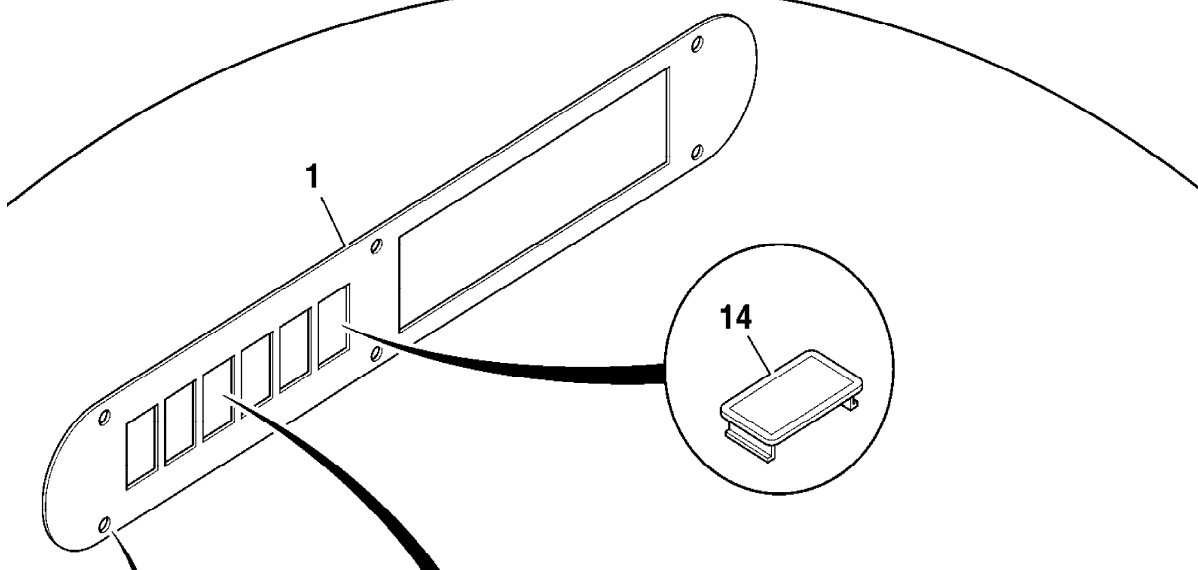
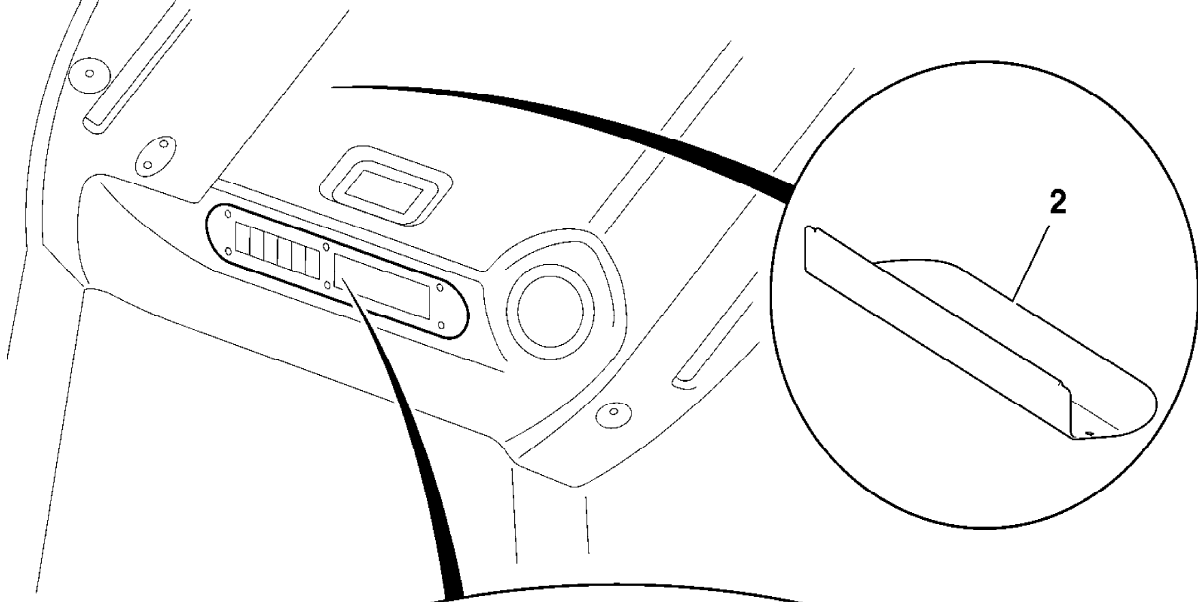
Machine group

From serial no.

To serial no.

.426

426



796520

9802/2740 C3-12-1 ASHTRAY & LIGHTER

Illustration

Machines

Top of catalogue

| Item | Part no. | Change No. | Description | Remarks | Usage code | Qty |
|------|-----------|------------|-----------------------------|---------|------------|-----|
| 1 | 265/00590 | | Ashtray | | | 1 |
| 2 | 717/13000 | | Lighter, cigarette, 24 volt | | | 1 |
| 3 | 265/02188 | | Bracket | | | 1 |
| 4 | 1430/0102 | | Screw | | | 4 |

Machine groups

Details

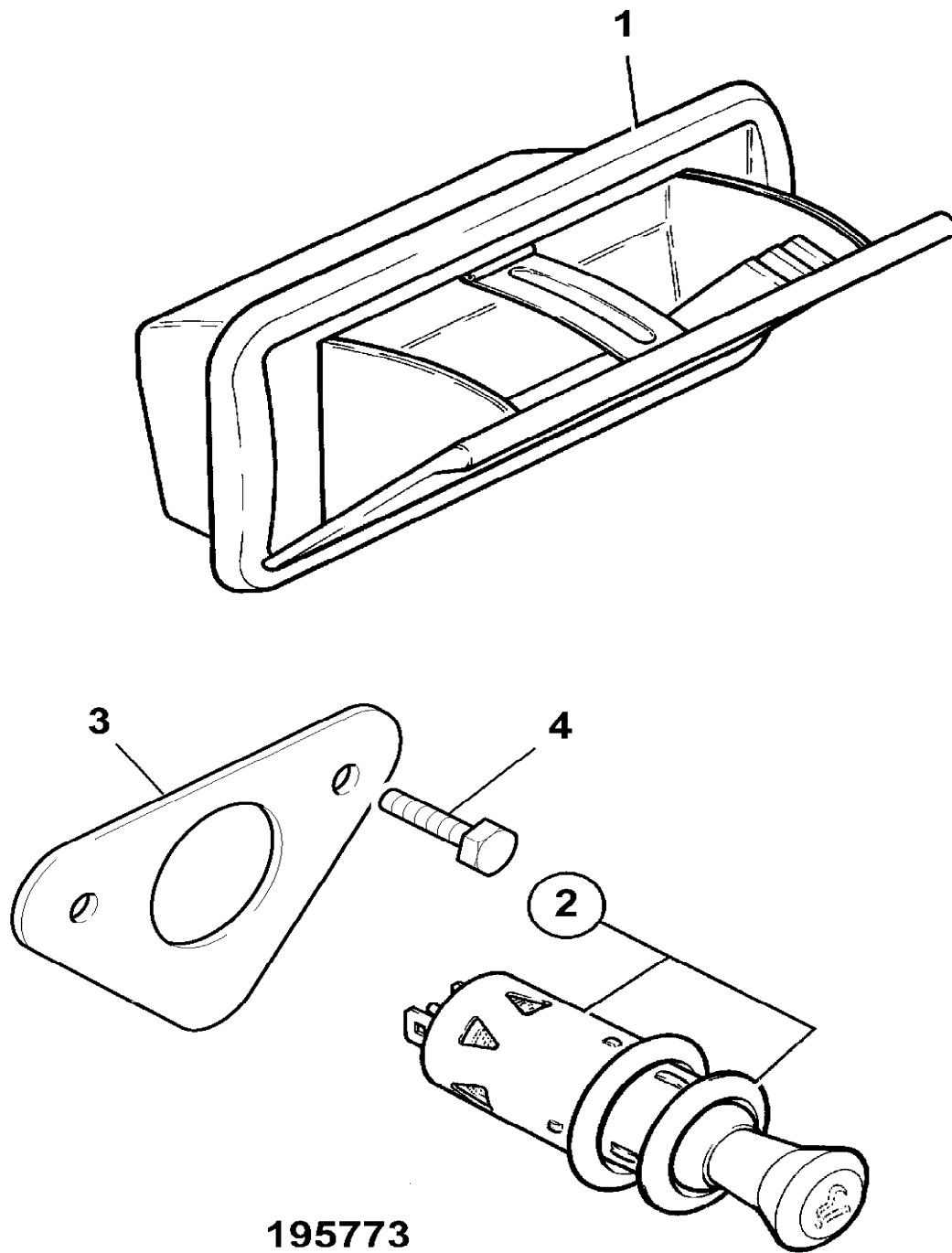
Machine group

From serial no.

To serial no.

.426

426



195773

9802/2740 C3-14-1 WORK LIGHTS OVAL, FRONT, 24 VOLT

Illustration

Machines

Top of catalogue

| Item | Part no. | Change No. | Description | Remarks | Usage code | Qty |
|------|-----------|------------|----------------------------------|----------------------------------|------------|-----|
| 1 | 700/50147 | | Light, front working,LH, 24 volt | Single power | | 1 |
| | 700/50148 | | Light, front working,RH, 24 volt | Single power | | 1 |
| | 700/50149 | | Light, front working,LH, 24 volt | Twin power | | 1 |
| | 700/50150 | | Light, front working,RH, 24 volt | Twin power | | 1 |
| 2 | 720/20032 | | :Bulb, H3 24v 70w | 2 off bulbs for twin power units | | 1 |
| 3 | 335/08836 | | Bracket | | | 1 |
| 4 | 826/00529 | | Screw, cap | | | 1 |
| 5 | 823/00529 | | Washer, M8 black | | | 1 |

Machine groups

Details

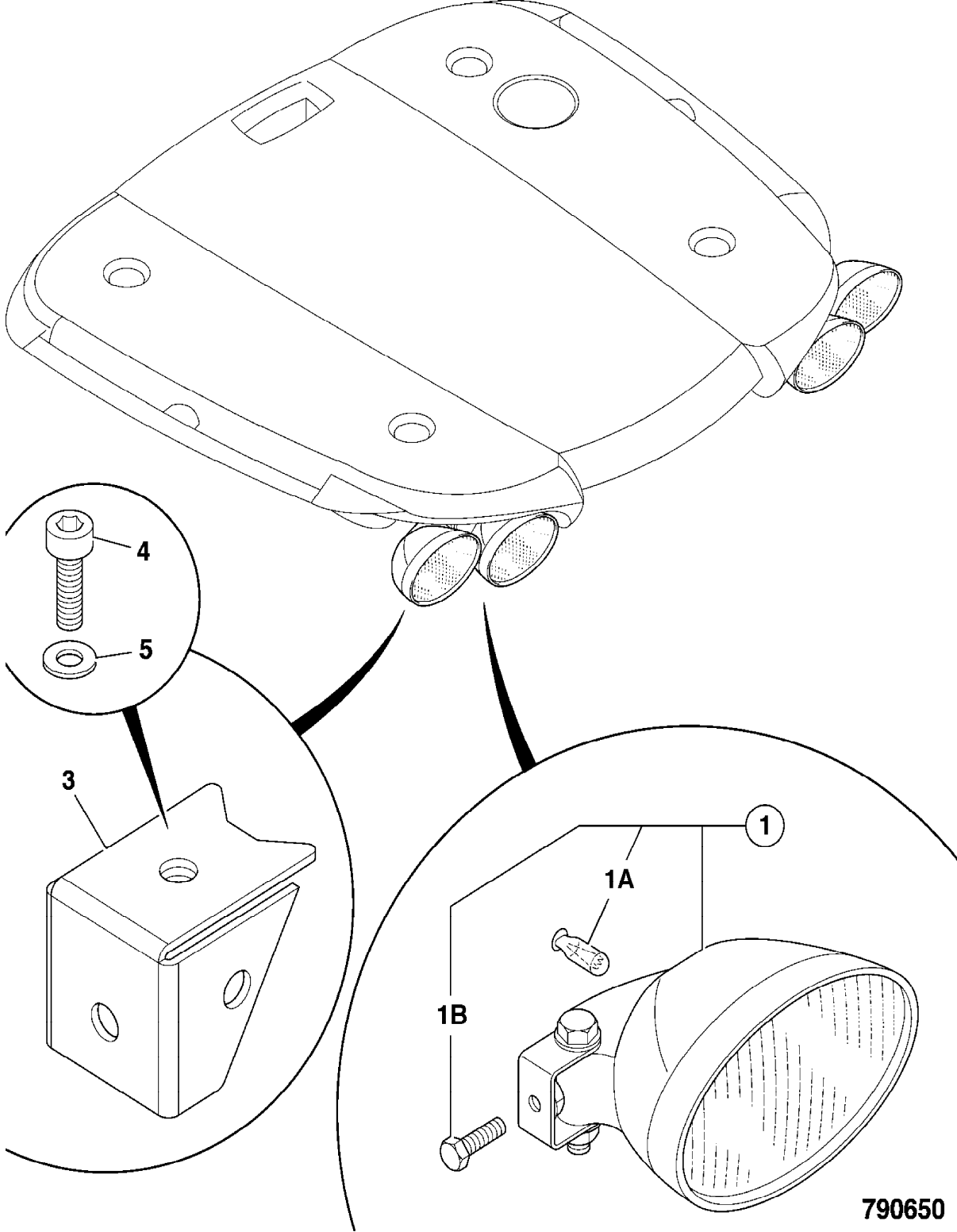
Machine group

From serial no.

To serial no.

.426

426



790650

9802/2740 C3-15-1 WORK LIGHTS OVAL, REAR, 24 VOLT

Illustration

Machines

Top of catalogue

| Item | Part no. | Change No. | Description | Remarks | Usage code | Qty |
|------|-----------|------------|----------------------------------|---------|------------|-----|
| 1 | 700/50147 | | Light, front working,LH, 24 volt | | | 1 |
| 2 | 700/50148 | | Light, front working,RH, 24 volt | | | 1 |
| 3 | 331/47737 | | Plate, mounting, rear work light | | | 1 |
| 4 | 826/01486 | | Screw, M8 x 20, socket type | | | 2 |
| 5 | 823/00529 | | Washer, M8 black | | | 2 |

Machine groups

Details

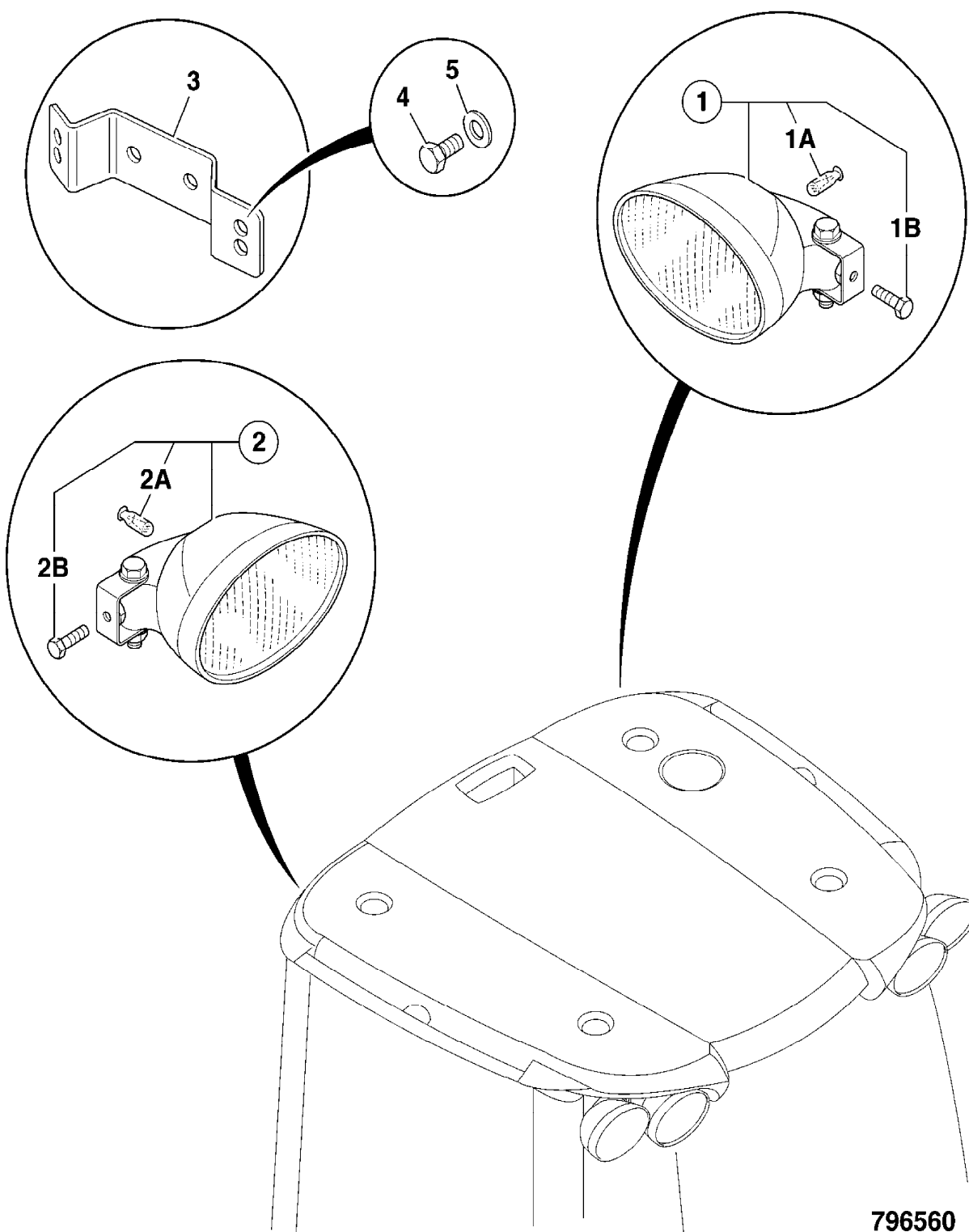
Machine group

From serial no.

To serial no.

.426

426



796560

9802/2740 C3-16-1 CONTROL UNIT, TRANSMISSION

Illustration

Machines

Top of catalogue

| Item | Part no. | Change No. | Description | Remarks | Usage code | Qty |
|------|-----------|------------|--|----------------------------------|------------|-----|
| 1 | 04/600661 | | Unit, transmission control | | | 1 |
| | 04/600652 | | Unit, transmission control, no 3rd/4th gears | | | 1 |
| | 04/600775 | | Unit, control, 6 speed | Sales Special 7696,7938 and 8049 | | 1 |

Machine groups

Details

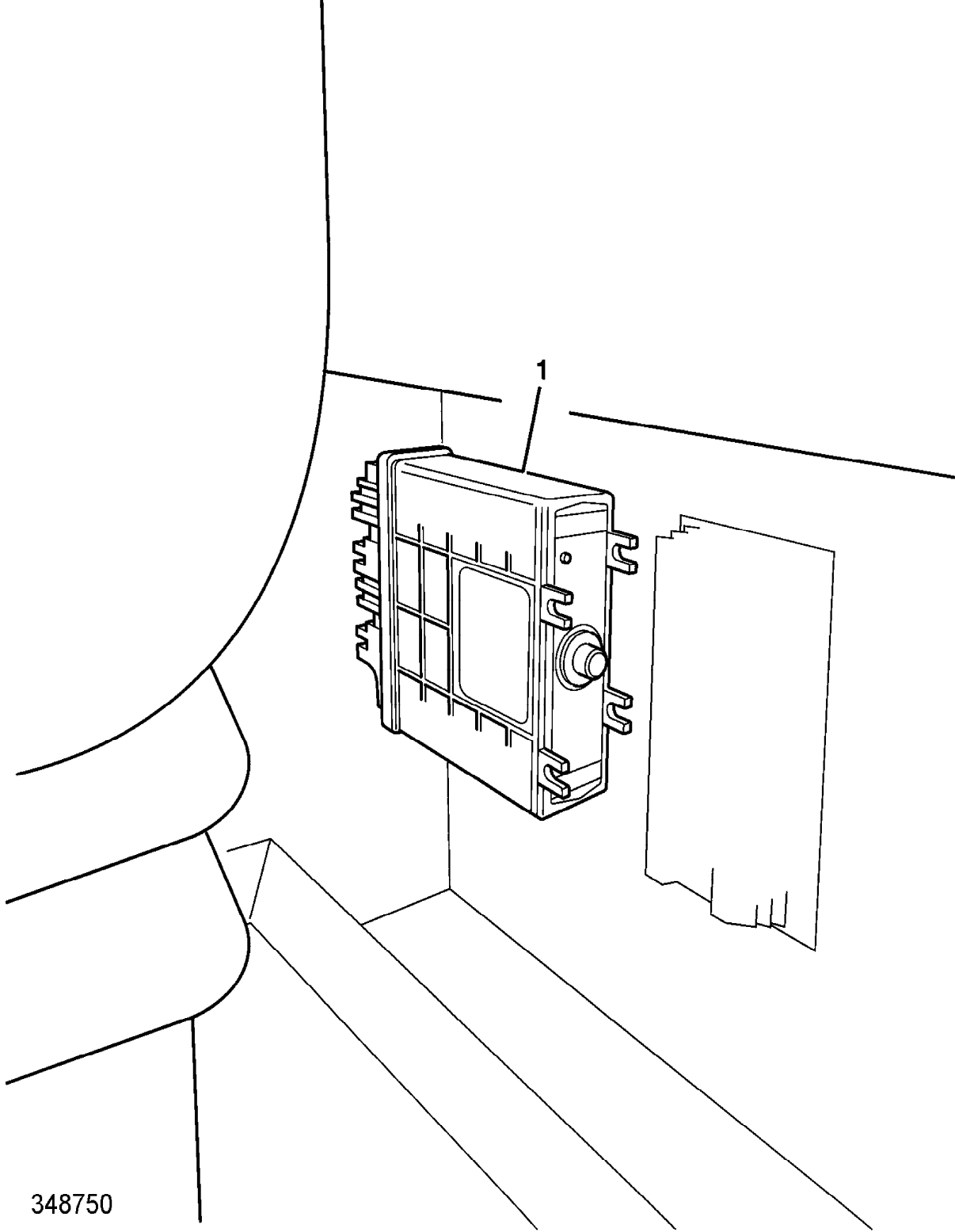
Machine group

From serial no.

To serial no.

.426

426



348750

9802/2740 C3-17-1 IN CAB CONVERTER

Illustration

Machines

Top of catalogue

| Item | Part no. | Change No. | Description | Remarks | Usage code | Qty |
|------|------------|------------|---------------------------------------|--------------------|------------|-----|
| | 717/20154 | | Convertor, volt, 24 volts to 12 volts | | | 1 |
| 2 | 817/05199 | | Label, 12 volt output | | | 3 |
| 3 | 817/05200 | | Label, 12V | | | 1 |
| 4 | 1315/0101Z | | Screw, M5 x 12mm | | | 4 |
| | 1391/3103Z | | Capscrew | | | 2 |
| 5 | 1420/0005Z | | Washer, M5 | | | 2 |
| 6 | 1370/0003Z | | Nut | | | 4 |
| 7 | 7214/0002 | | Housing, 4 way pin | | | 1 |
| 8 | 7214/0004 | | Retainer, 4 way pin | | | 1 |
| 9 | 7210/0003 | | Seal, wire, 2.2-2.9mm OD brown | | | 4 |
| 10 | 7204/0002 | | Terminal, male (2.0) | | | 4 |
| 11 | 717/12900 | | Lighter, cigarette, 12 volt | | | 1 |
| 12 | 721/11957 | | Harness, 24V/12V convertor | Sales special 6980 | | 1 |

Machine groups

Details

Machine group

From serial no.

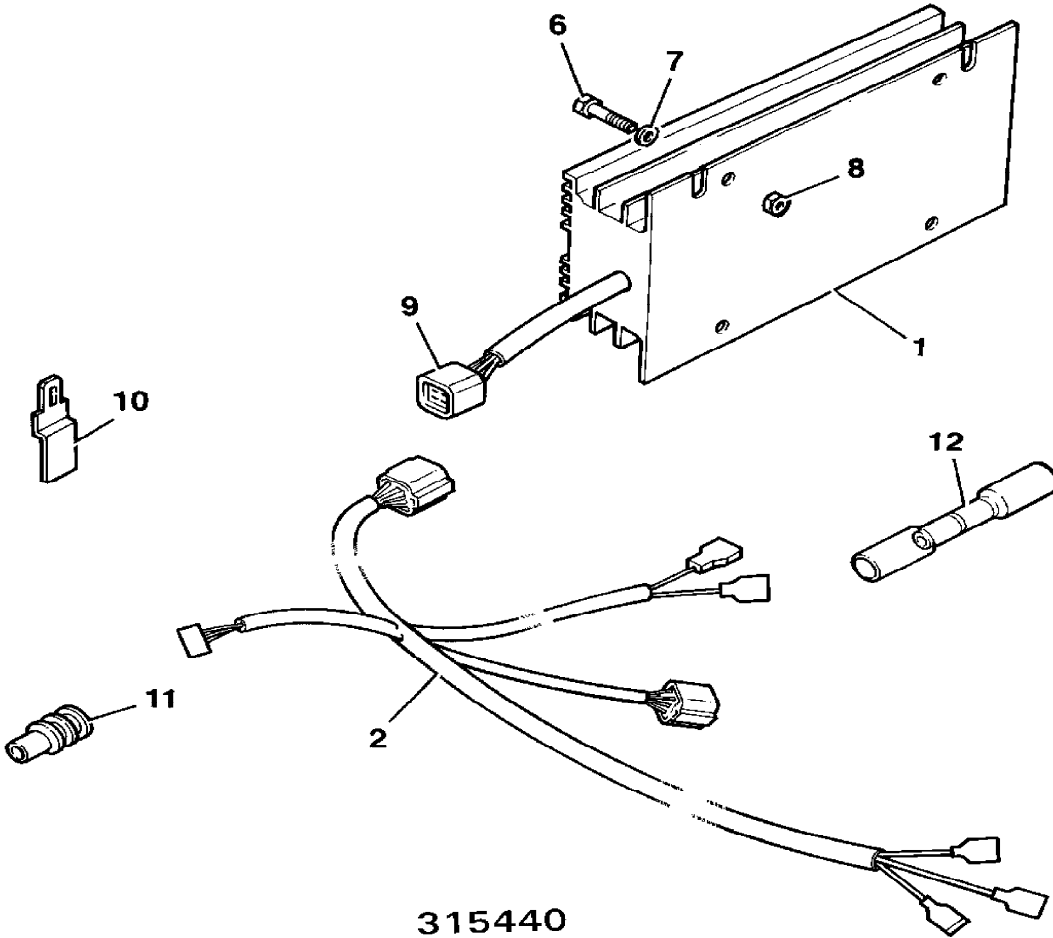
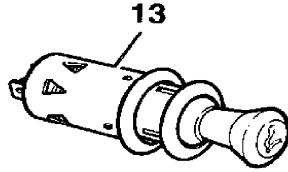
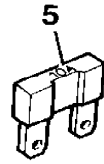
To serial no.

.426

426

12 VOLT OUTPUT 3

12V 4



315440

9802/2740 C3-2-1 FUSE LINK BOX

Illustration

Machines

Top of catalogue

| Item | Part no. | Change No. | Description | Remarks | Usage code | Qty |
|------|------------|------------|-------------------------|-------------------|------------|-----|
| 1 | 716/30077 | | Box, fuselink | | | 2 |
| 3 | 716/30079 | | Fuse, maxi fuse 30Amp | | | 1 |
| 4 | 716/15900 | | Fuse, maxi fuse 40Amp | | | 2 |
| 5 | 1315/0305D | | Screw, set M8x20 | | | 5 |
| 6 | 1420/0007D | | Washer, M8 plain | | | 6 |
| 7 | 716/16400 | | Fuse, maxi fuse 60Amp | | | 4 |
| 9 | 718/20093 | | Harness, Fuse Link | | | 2 |
| 10 | 335/08621 | | Bracket, fuse | | | 1 |
| 11 | 817/19893 | | Label, primary fuse box | Label 1 | | 1 |
| 11A | 817/19894 | | Label, primary fuse | Label 2 | | 1 |
| 12 | 1370/0103D | | Nut, M6 lock | Item 9 to 1 | | 1 |
| 13 | 1315/0303D | | Setscrew | Item 9 to battery | | 1 |

Machine groups

Details

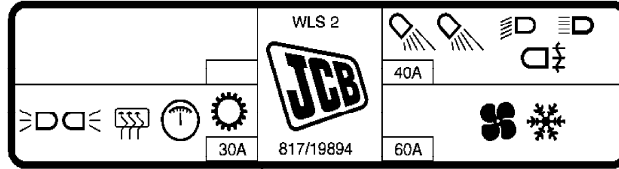
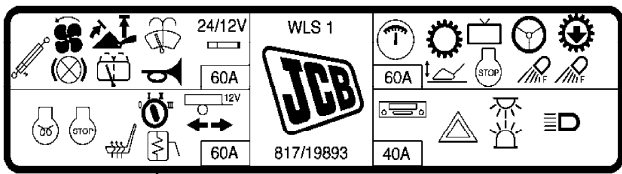
Machine group

From serial no.

To serial no.

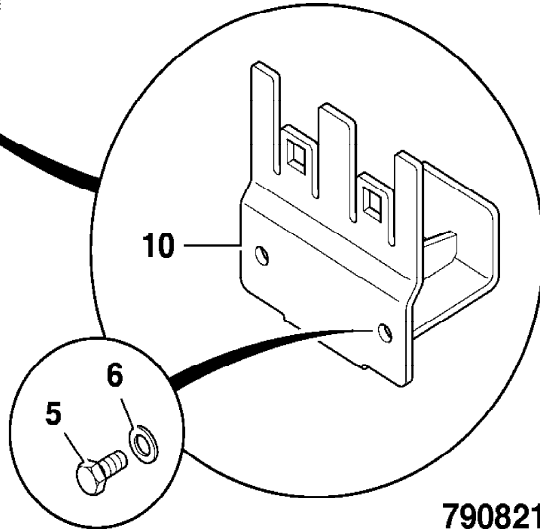
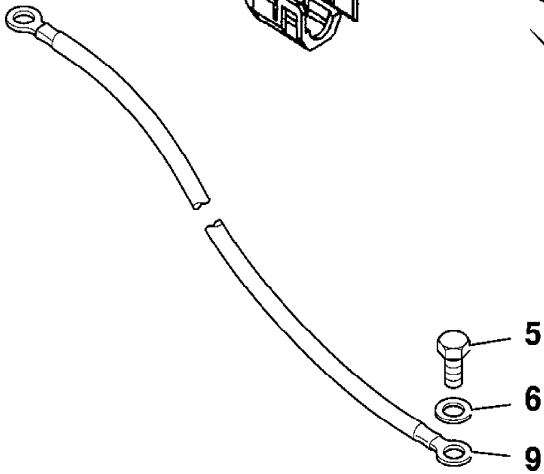
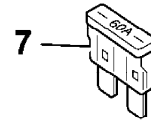
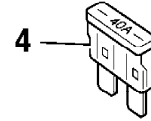
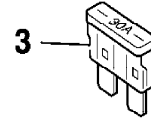
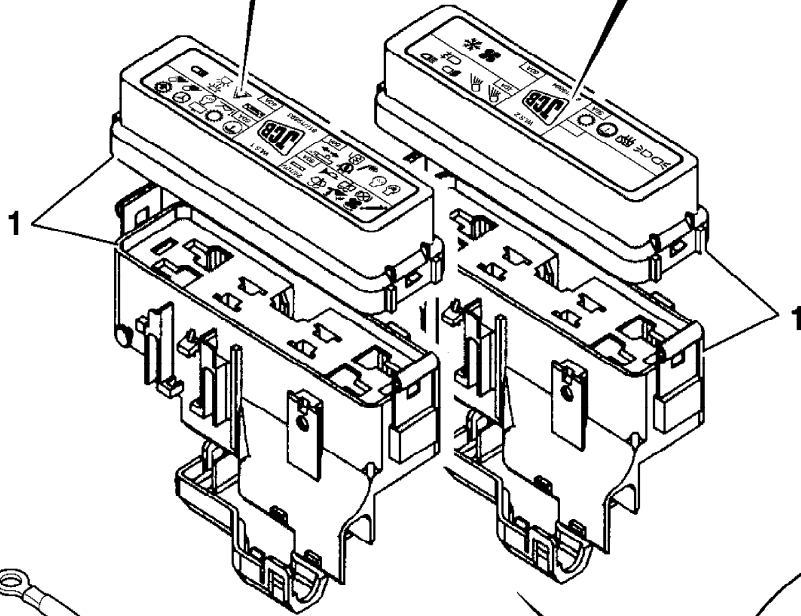
.426

426



11

11A



790821

Machine groups

Details

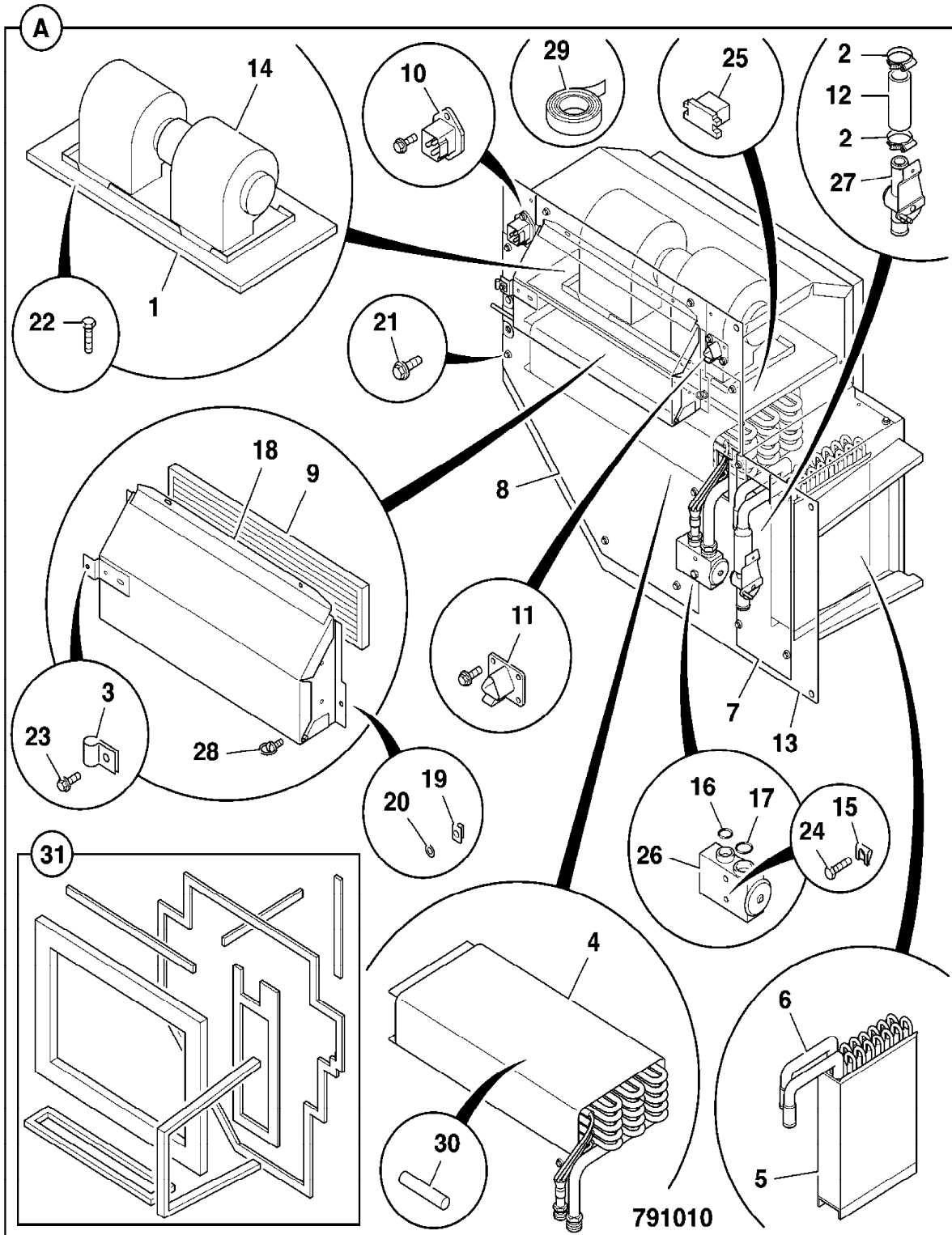
Machine group

From serial no.

To serial no.

.426

426



9802/2740 C3-21-1 AIR CON CONTROL

Illustration

Machines

Top of catalogue

| Item | Part no. | Change No. | Description | Remarks | Usage code | Qty |
|------|-----------|------------|-------------------------------------|-----------------------------|------------|-----|
| 1 | . | | 'See Remark' | See C3-20-1 Air con unit | | 1 |
| 2 | 331/57004 | | Plate, mounting, Air con. | | | 1 |
| 3 | 269/40691 | | Switch, assy, including knob | Air con control | | 1 |
| 3A | 30/925435 | | Knob, rotary control | | | 1 |
| 4 | 269/40689 | | Switch, assy, including knob | Fan speed control | | 1 |
| 4A | 30/925435 | | Knob, rotary control | | | 1 |
| 5 | 269/40695 | | Switch, cable assy, heater control | | | 2 |
| 5A | 30/925435 | | Knob, rotary control | | | 2 |
| 7 | 826/11021 | | Screw, Button Head M6x20, Stainless | | | 4 |
| 8 | 826/01486 | | Screw, M8 x 20, socket type | | | 6 |
| 9 | 823/00529 | | Washer, M8 black | | | 6 |

Machine groups

Details

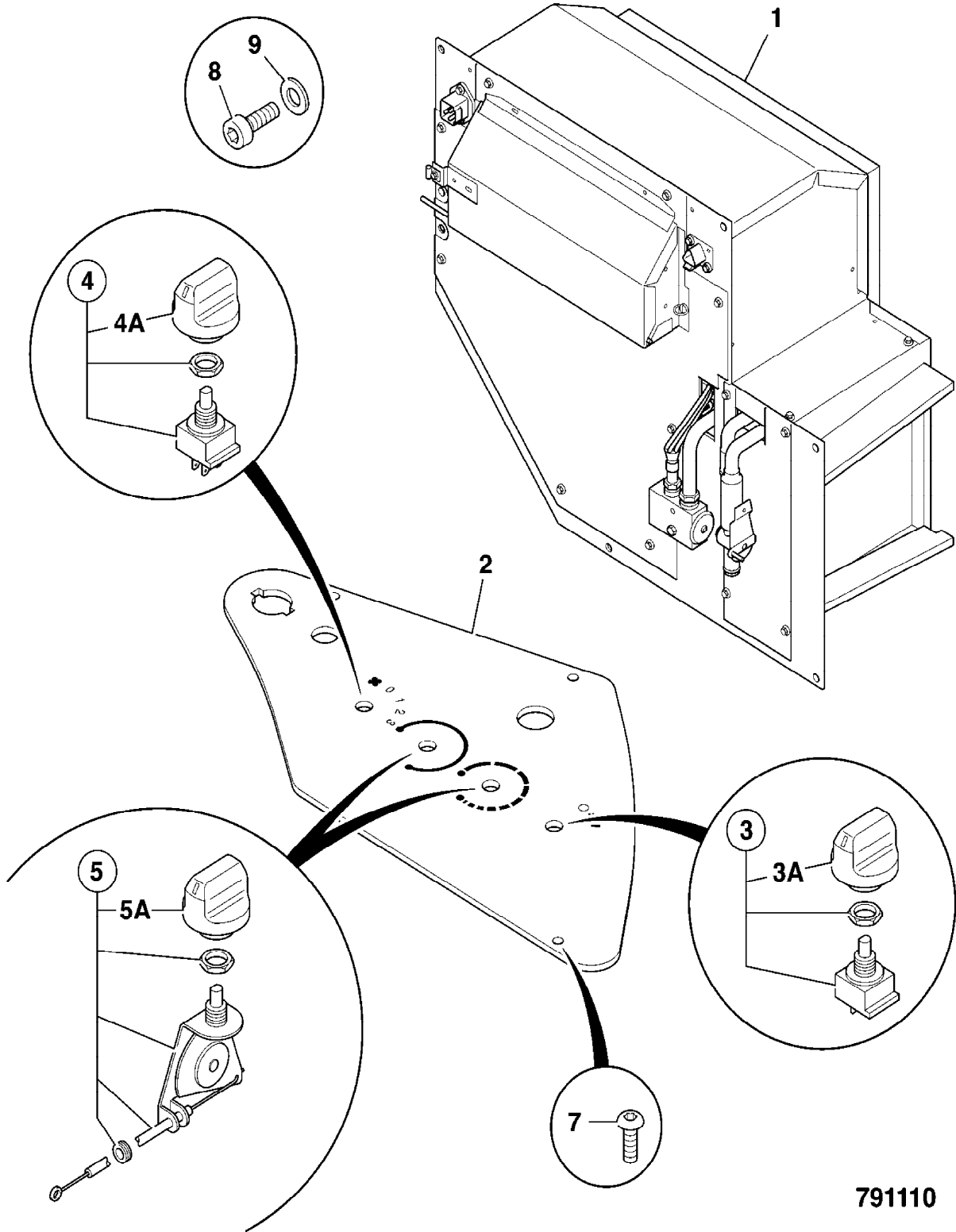
Machine group

From serial no.

To serial no.

.426

426



791110

9802/2740 C3-22-1 AIR-CON, INSTALLATION

Illustration

Machines

Top of catalogue

| Item | Part no. | Change No. | Description | Remarks | Usage code | Qty |
|------|------------|------------|-------------------------------------|-------------------------------------|------------|-----|
| 1 | 30/926390 | | Receiver, drier | | | 1 |
| 1A | 701/80231 | | Switch, binary | | | 1 |
| 2 | 123/04999 | | Compressor, 24v | For service parts see section index | | 1 |
| 4 | 649/51962 | | Hose, comp. to condenser | | | 1 |
| 5 | 649/51960 | | Hose, condenser to drier | | | 1 |
| 6 | 649/51963 | | Hose, drier to exp.valve | | | 1 |
| 7 | 649/51961 | | Hose, exp.valve to comp. | | | 1 |
| 12 | 1420/0007D | | Washer, M8 plain | | | 1 |
| 13 | 1370/0203D | | Nut, lock | | | 1 |
| 15 | 821/00165 | | Clamp, 25.4mm/20mm holes, 42mm high | | | 1 |
| 16 | 821/00443 | | Plate, cover | | | 1 |
| 17 | 821/00334 | | Clamp | | | 1 |
| 20 | 1370/0203D | | Nut, lock | | | 1 |
| 24 | 1315/3317D | | Bolt, M8 x 75mm | | | 1 |
| 26 | 1315/3309D | | Bolt | | | 1 |
| 27 | 1420/0007D | | Washer, M8 plain | | | 6 |
| 33 | 821/10091 | | Clamp, body | Suplied in singles 1 = 1 half | | 6 |
| 35 | 821/00428 | | Plate, clamp cover | | | 3 |
| 36 | 821/00335 | | Cover | | | 2 |
| 37 | 1315/3314D | | Bolt | | | 1 |
| 40 | 331/55902 | | Bracket, hose support | | | 1 |
| 41 | 821/10091 | | Clamp, body | | | 2 |
| 42 | 821/00428 | | Plate, clamp cover | | | 1 |
| 43 | 1315/3316D | | Bolt, M8x70 | | | 1 |
| 44 | 1420/0007D | | Washer, M8 plain | | | 2 |
| 45 | 1370/0203D | | Nut, lock | | | 1 |
| 46 | 1315/0205D | | Setscrew, M6 x 20mm long | | | 2 |
| 47 | 1420/0006D | | Washer, M6 plain | | | 2 |
| 48 | 821/00186 | | Clamp, top | | | 1 |

| | | | | | | |
|----|------------|--|---------------------------|--------------------|--|---|
| 49 | 821/00187 | | Clamp, base | | | 1 |
| 50 | 821/00188 | | Insert, clamp | | | 1 |
| 51 | 1315/0409D | | Setscrew, M10 x 35mm long | | | 1 |
| 52 | 1420/0008D | | Washer, M10 | | | 2 |
| 53 | 1370/0303D | | Nut, M10 | | | 1 |
| 54 | 821/00376 | | Clip, 'P', 20mm diameter | | | 2 |
| 55 | 1315/0303D | | Setscrew | Item 54 to chassis | | 1 |

Machine groups

Details

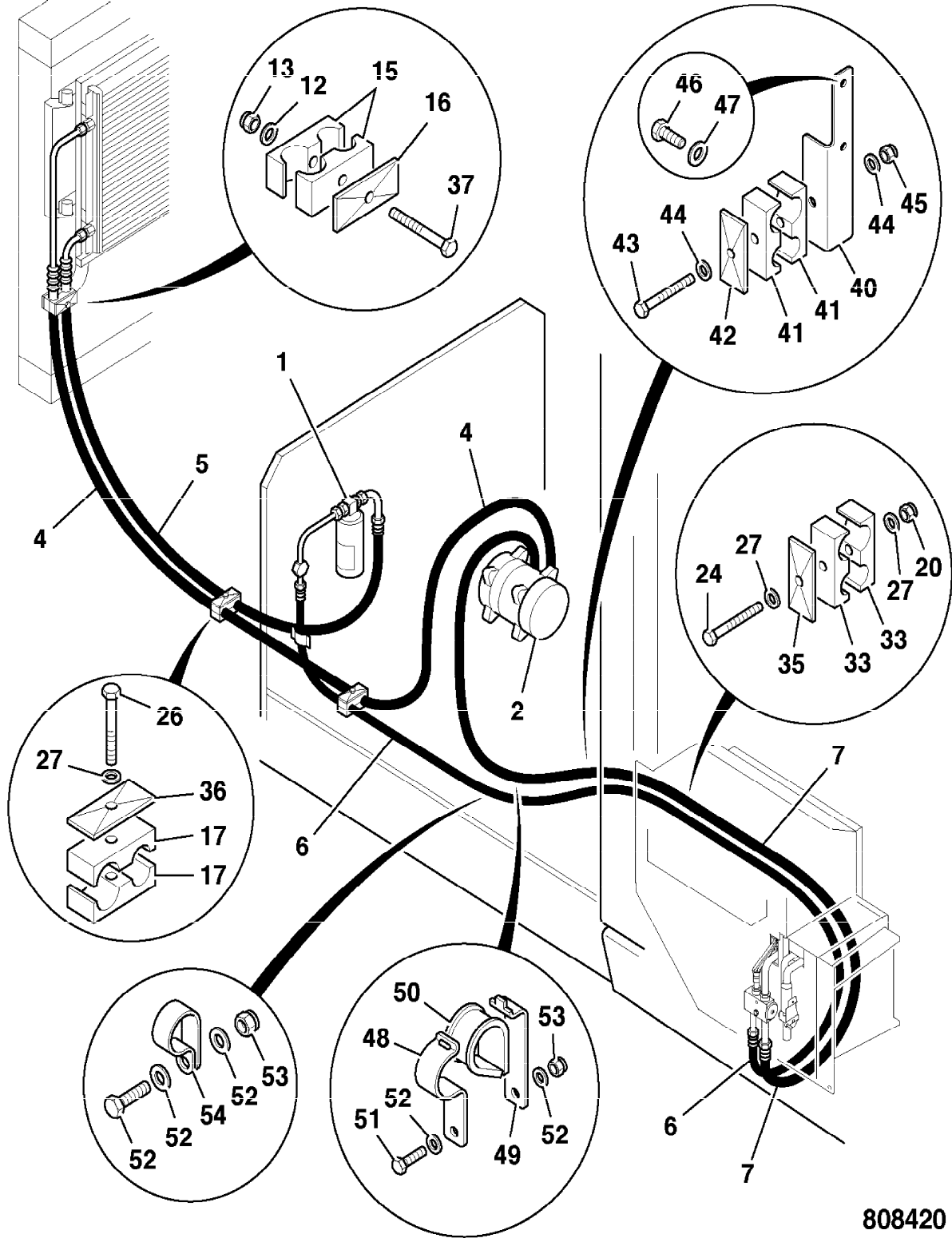
Machine group

From serial no.

To serial no.

.426

426



808420

9802/2740 C3-23-1 HEATER UNIT, COMPONENTS

Illustration

Machines

Top of catalogue

| Item | Part no. | Change No. | Description | Remarks | Usage code | Qty |
|------|-----------|------------|-----------------------------------|---------|------------|-----|
| 0A | 30/926569 | | Unit, heater | | | 1 |
| | 30/926616 | | Unit, heater, epoxy coated | | | 1 |
| 1 | 30/926443 | | :Chassis, bulkhead, blower | | | 1 |
| 2 | 30/926444 | | :Clamp, hose | | | 2 |
| 3 | 30/926445 | | :Clip, conduit | | | 1 |
| 5 | 30/926451 | | :Core, heater | | | 1 |
| 6 | 30/926452 | | :Core, retainer assy | | | 1 |
| 7 | 30/926453 | | :Cover, heater | | | 1 |
| 8 | 331/54574 | | Cover, heater | | | 1 |
| 9 | 30/926455 | Superseded | :Filter, fresh, paper | | | 1 |
| | 580/12185 | | :Filter, fresh air, coarse dust | | | 1 |
| | 580/12186 | | Filter, fresh air, fine dust | Option | | 1 |
| | 580/12187 | | Filter, carbon | Option | | 1 |
| | 580/12188 | | Filter, HEPA | Option | | 1 |
| 10 | 30/926456 | | :Harness | | | 1 |
| 12 | 30/926458 | | :Hose, heater, 3/4 | | | 1 |
| 13 | 30/926459 | | :Housing, assy | | | 1 |
| 14 | 30/926460 | Superseded | :Blower, heater/air con, 24 Volt | | | 1 |
| | 30/925355 | | :Blower, heater/air con., 24 Volt | | | 1 |
| 18 | 30/926464 | | :Valve, plenum, fresh air | | | 1 |
| 19 | 30/926465 | | :Receptacle, snap in | | | 2 |
| 20 | 30/926466 | | :Retainer, 1/4 turn | | | 2 |
| 21 | 30/926467 | | :Screw | | | 20 |
| 22 | 30/926468 | | :Screw, M4 x12 | | | 7 |
| 23 | 30/926469 | | :Screw, M5 | | | 1 |
| 27 | 30/926471 | | :Valve, Water | | | 1 |
| 28 | 30/926472 | | :Stud, Wing | | | 2 |
| 31 | 30/926475 | | :Kit, gasket | | | 1 |

Machine groups

Details

Machine group

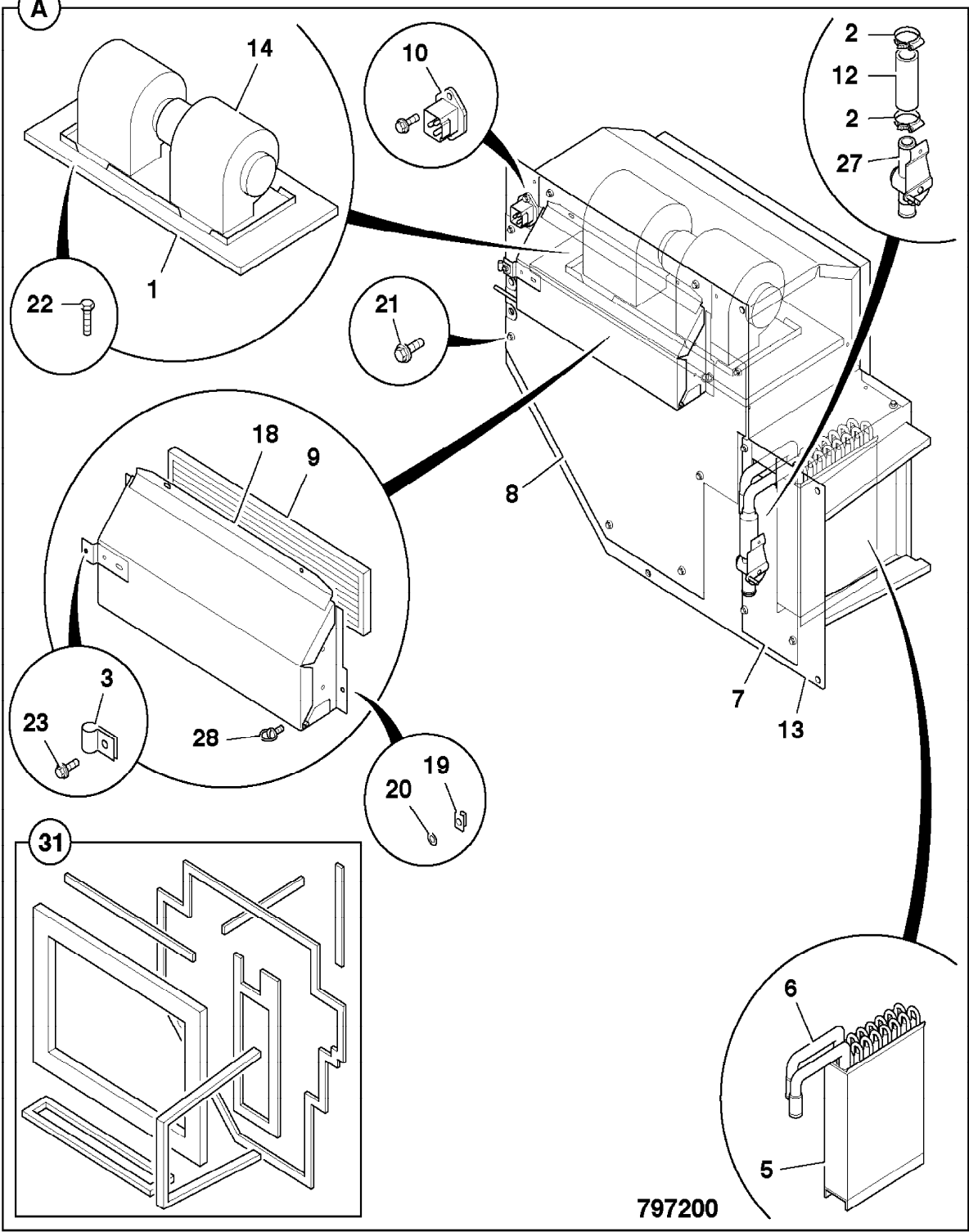
From serial no.

To serial no.

.426

426

A



797200

9802/2740 C3-24-1 HEATER CONTROL

Illustration

Machines

Top of catalogue

| Item | Part no. | Change No. | Description | Remarks | Usage code | Qty |
|------|-----------|------------|-------------------------------------|-------------------------|------------|-----|
| 1 | . | | 'See Remark' | See C3-23-1 heater unit | | 1 |
| 2 | 331/57003 | | Plate, mounting, heater | | | 1 |
| 4 | 269/40689 | | Switch, assy, including knob | Fan speed control | | 1 |
| 4A | 30/925435 | | Knob, rotary control | | | 1 |
| 5 | 269/40695 | | Switch, cable assy, heater control | | | 2 |
| 5A | 30/925435 | | Knob, rotary control | | | 2 |
| 7 | 826/11021 | | Screw, Button Head M6x20, Stainless | | | 4 |
| 8 | 826/01486 | | Screw, M8 x 20, socket type | | | 6 |
| 9 | 823/00529 | | Washer, M8 black | | | 6 |

Machine groups

Details

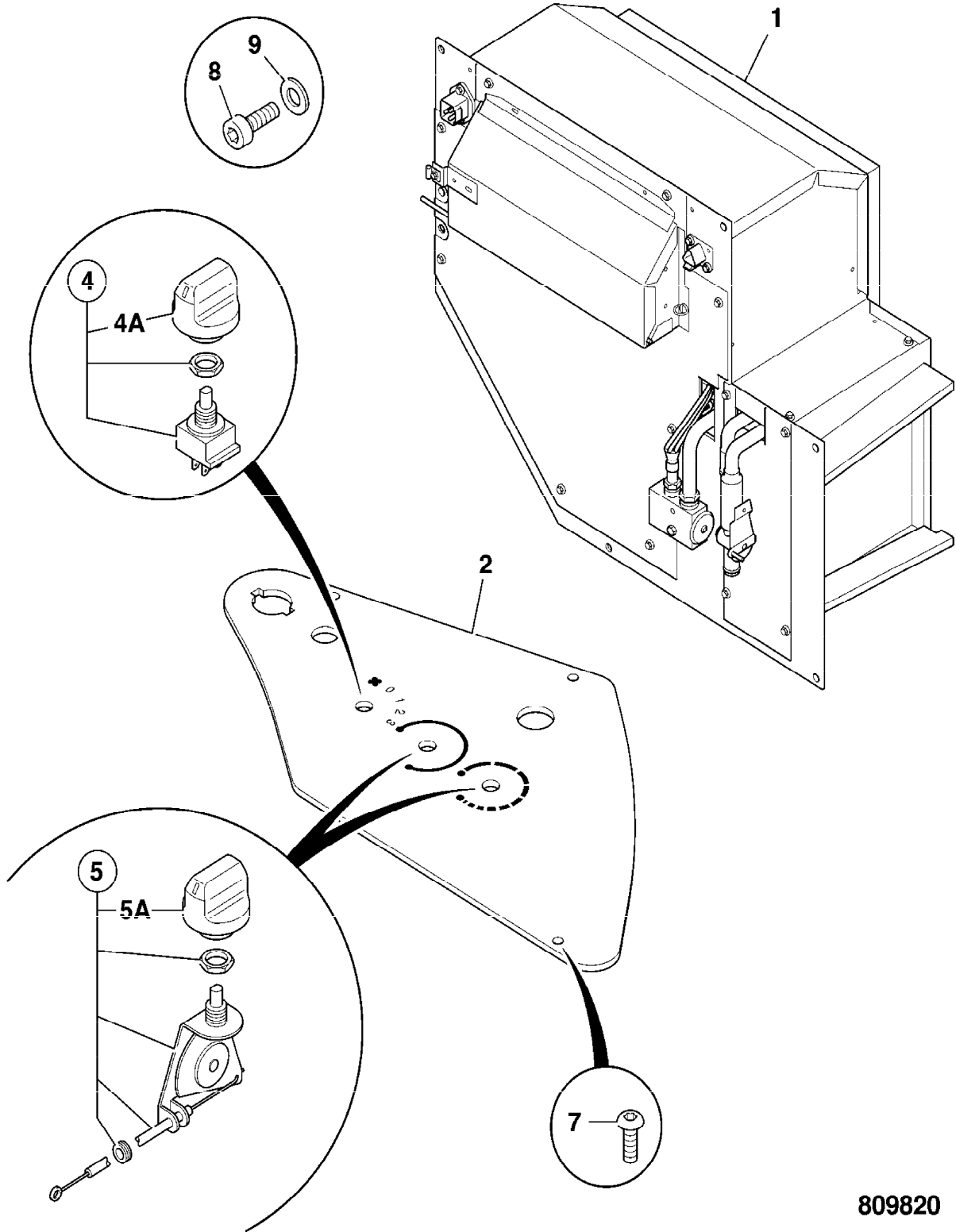
Machine group

From serial no.

To serial no.

.426

426



809820

9802/2740 C3-29-1 COMPONENTS, ELECTRICAL, DUMP INSTALLATION

| Illustration | Machines | | Top of catalogue | | | |
|--------------|-----------|--------------|---|---------------------------|------------|-----|
| Item | Part no. | Change No. | Description | Remarks | Usage code | Qty |
| 1 | 728/23100 | | Unit, control | | | 1 |
| 2 | 721/12164 | | Harness, pump control | | | 1 |
| 3 | 721/12145 | | Harness, pump control | | | 1 |
| 4 | 701/42600 | | Switch, push button black, with microswitch | | | 1 |
| 5 | 7212/0005 | | Housing, weatherpack, 2 way female Packard | | | 1 |
| 6 | 25/220628 | toS/N1231642 | Valve, solenoid, park brake | See note 1 | A | 1 |
| | 25/223225 | | Valve, solenoid | | B | 1 |
| 6A | 25/222644 | | :Solenoid, assembly, excluding coil | | A | 1 |
| | 25/223260 | | Solenoid, assembly, excluding coil | | B | 1 |
| 6B | 25/221606 | | :Coil | | A | 1 |
| | 25/223261 | | Coil | | B | 1 |
| 20 | 721/11575 | | Harness, link | Canopy builds | | 1 |
| 21 | 721/10763 | | Harness, 2-way link 40mm long, Deutsch-AMP/Jnrtimer | Fitted to Valve 25/223225 | | 1 |

Note 1

For components A and 7 to 11, see Index E1

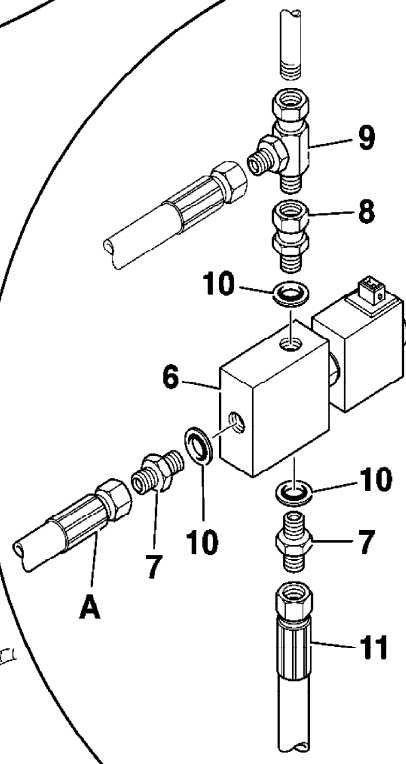
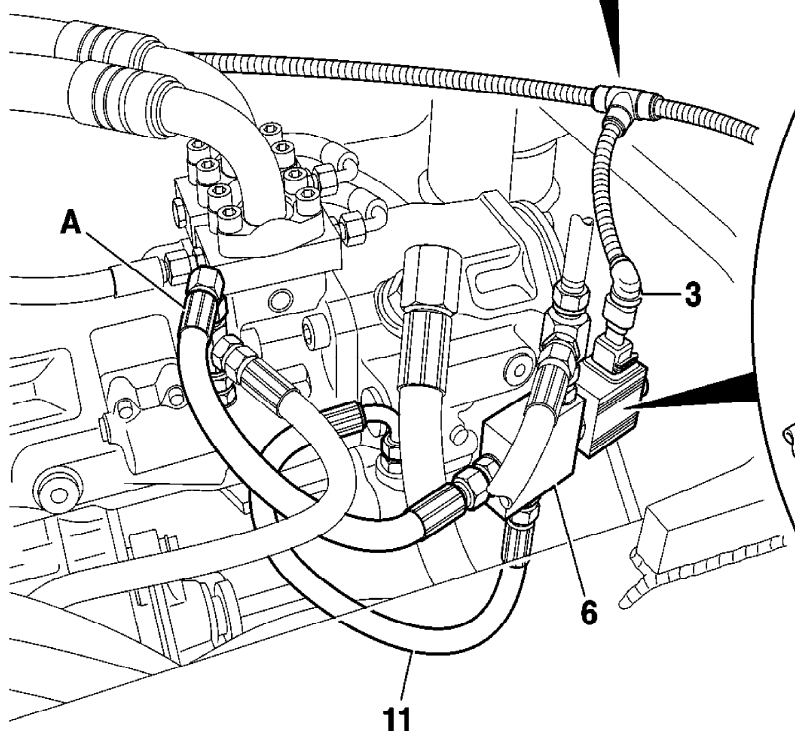
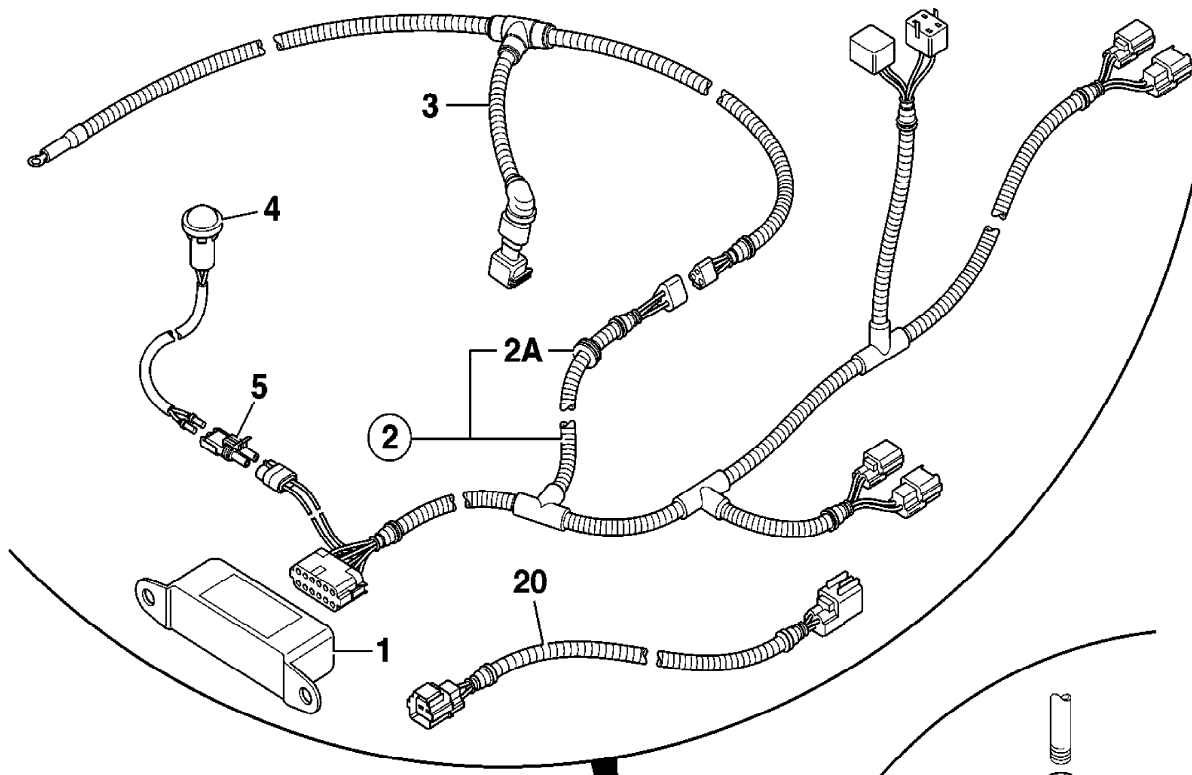
Machine groups

Details

Machine group From serial no. To serial no.

.426

426



701151

9802/2740 C3-3-1 FUSE AND RELAYS

Illustration

Machines

Top of catalogue

| Item | Part no. | Change No. | Description | Remarks | Usage code | Qty |
|------|-----------|------------|---------------------------------------|---------|------------|-----|
| 1 | 335/08876 | | Bracket, fuse and relays | | | 1 |
| 2 | 826/01486 | | Screw, M8 x 20, socket type | | | 3 |
| 3 | 823/00529 | | Washer, M8 black | | | 3 |
| 4 | 716/05710 | | Fuse, 1 Amp | | | 1 |
| 5 | 716/30138 | | Fuse, 2 Amp | | | 1 |
| 6 | 716/05701 | | Fuse, 3 amp | | | 6 |
| 8 | 716/05703 | | Fuse, 5 Amp | | | 8 |
| 9 | 716/05704 | | Fuse, 7.5 Amp | | | 7 |
| 10 | 716/05705 | | Fuse, 10 amp | | | 10 |
| 11 | 716/05706 | | Fuse, 15 Amp | | | 3 |
| 12 | 716/05707 | | Fuse, 20 amp | | | 2 |
| 13 | 716/05708 | | Fuse, 25 amp | | | 1 |
| 14 | 716/05709 | | Fuse, 30 amp | | | 1 |
| 15 | 716/24800 | | Fuse, 40 amp | | | 1 |
| 16 | 716/30133 | | Relay, Micro 24V | | | 7 |
| 17 | 716/11100 | | Relay, 24 volt dioded | | | 6 |
| 18 | 716/27200 | | Relay, power, 70A/12V | | | 1 |
| 19 | 817/19851 | | Label, fuse/relay box | | | 1 |
| 20 | 716/05300 | | Relay, hazard | | | 1 |
| 21 | 719/10103 | | Plug, harness blanking, 6-way, sealed | | | 1 |

Machine groups

Details

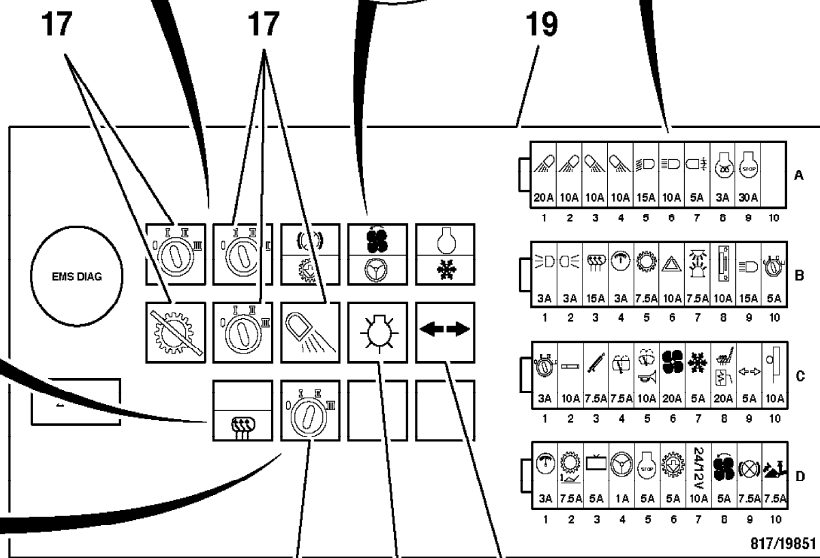
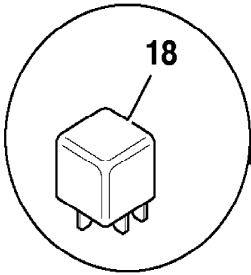
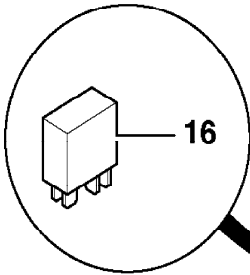
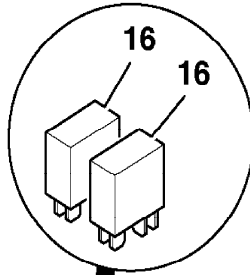

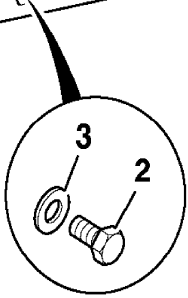
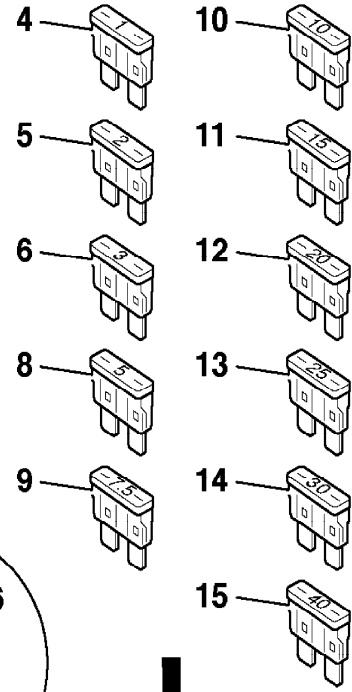
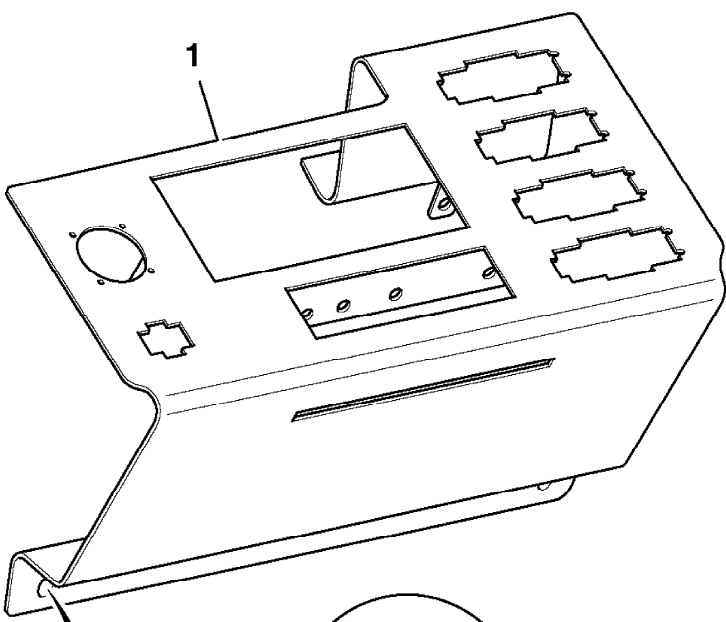
Machine group

From serial no.

To serial no.

.426

426

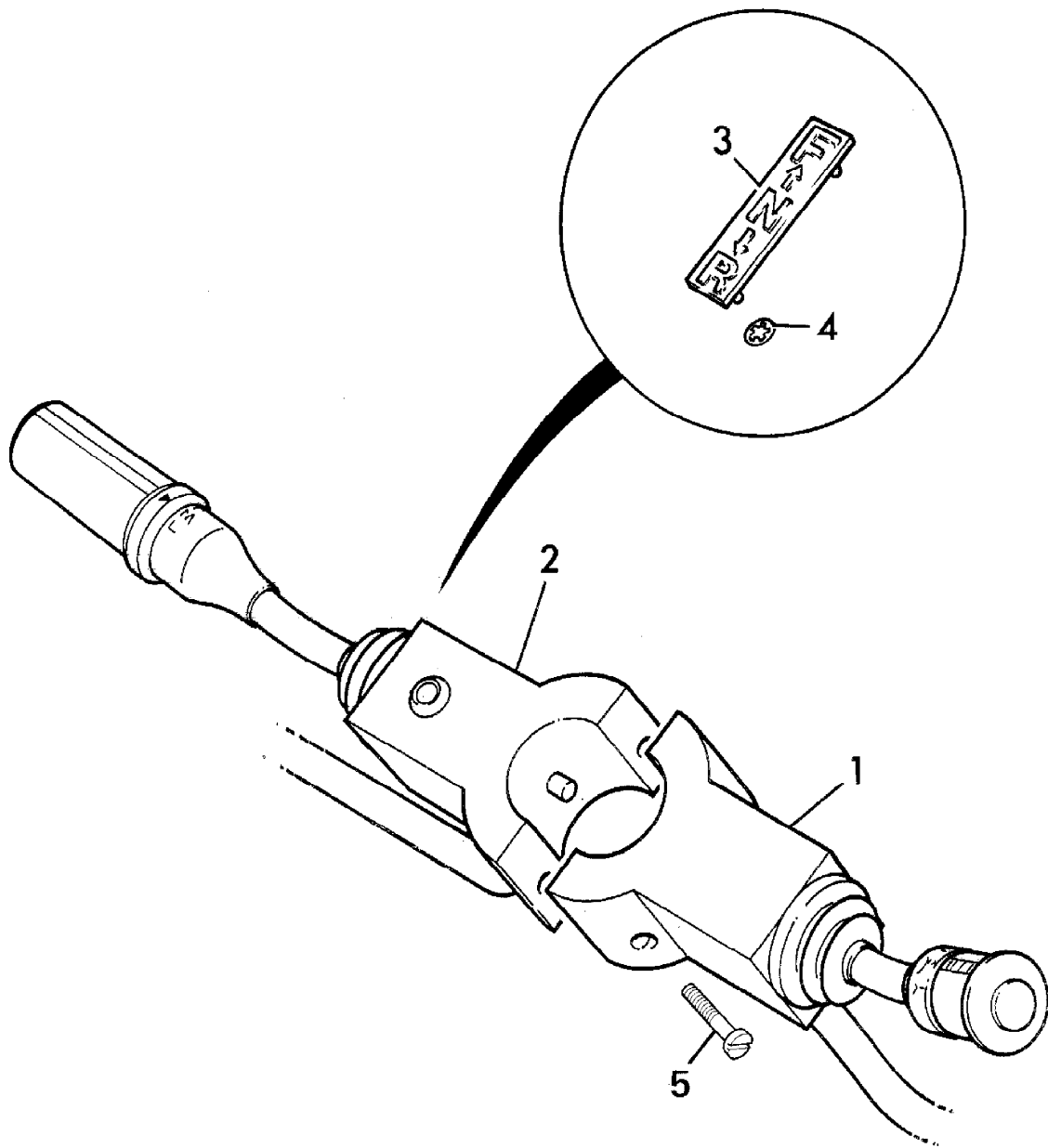


18

17

20

796551



205843

9802/2740 C3-6-1 INSTRUMENT PANEL, CAB, 24 VOLT

Illustration

Machines

Top of catalogue

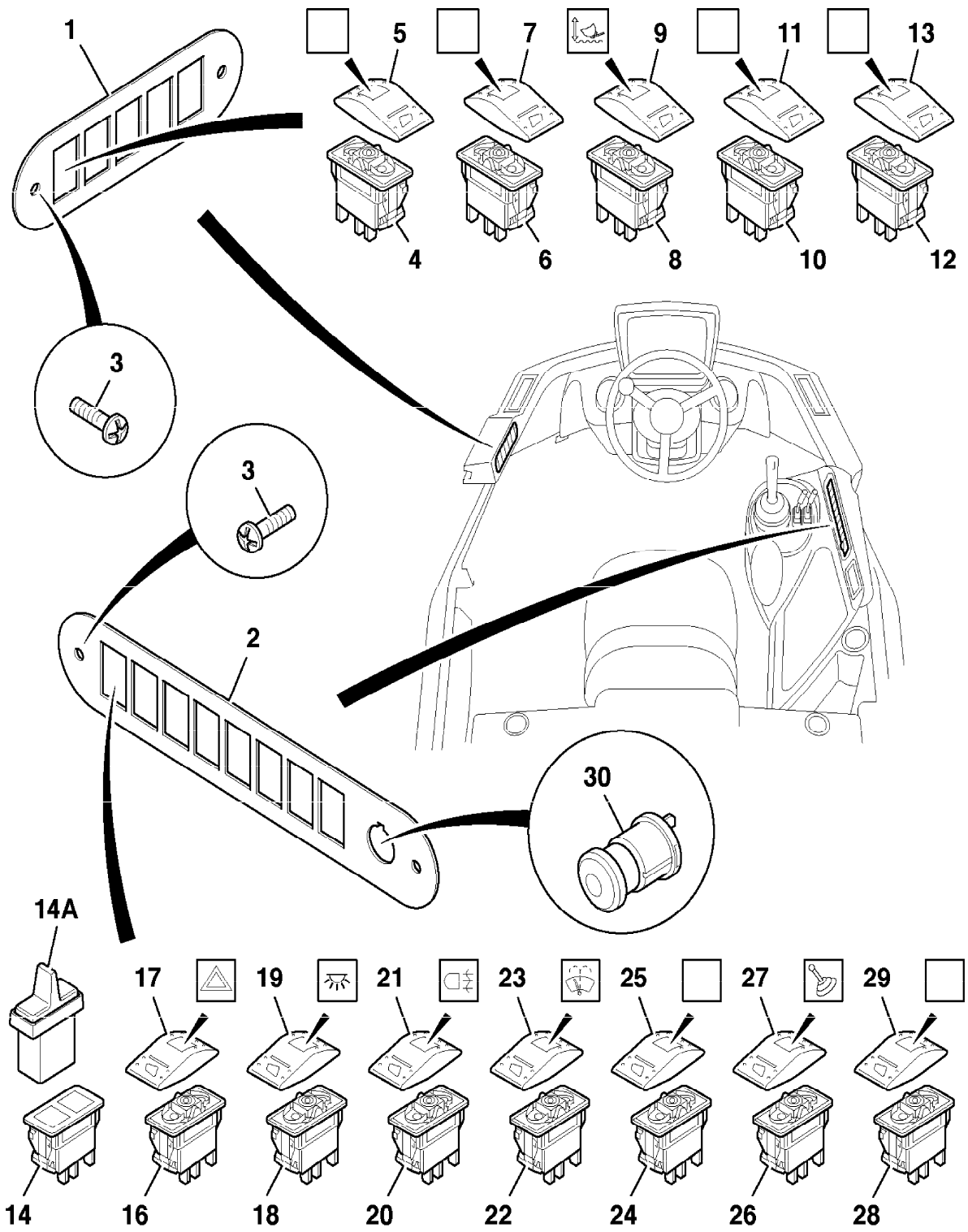
| Item | Part no. | Change No. | Description | Remarks | Usage code | Qty |
|------|-----------|------------|---|---------------------------|------------|-----|
| 1 | 331/43177 | | Panel, switch, LH dash | | | 1 |
| 2 | 331/44227 | | Panel, switch, RH console | | | 1 |
| | 331/51930 | | Panel, switch mounting | For mechanical park brake | | 1 |
| 3 | 826/11021 | | Screw, Button Head M6x20, Stainless | | | 4 |
| 4 | 701/60041 | | Switch, 24V | | | 1 |
| 5 | 701/58932 | | Switch, quickhitch, isolator | | | 1 |
| 6 | 701/60031 | | Switch, 24V | | | 1 |
| 7 | 701/58833 | | Actuator, auxiliary hydraulics | | | 1 |
| 8 | 701/60031 | | Switch, 24V | | | 1 |
| 9 | 701/58842 | | Cover, SRS switch, soft touch | | | 1 |
| 10 | 701/60031 | | Switch, 24V | | | 1 |
| 11 | 701/58930 | | Cover, switch, auto/manual | | | 1 |
| 12 | 701/60031 | | Switch, 24V | | | 1 |
| 13 | 701/58929 | | Cover, switch, trans. disconnect | | | 1 |
| 14 | 700/50128 | | Light, indicator, AUX. ECU 12V | | | 1 |
| 14A | 701/80530 | | Switch, fnr paddle | Multilever only | | 1 |
| 16 | 701/60029 | | Switch, 24V | | | 1 |
| 17 | 701/58821 | | Cover, hazard switch, soft touch | | | 1 |
| 18 | 701/60030 | | Switch, 24V | | | 1 |
| 19 | 701/58824 | | Cover, head lights switch, soft touch | | | 1 |
| 20 | 701/60031 | | Switch, 24V | | | 1 |
| 21 | 701/58829 | | Cover, fog light switch, soft touch | | | 1 |
| 22 | 701/60033 | | Switch, 24V | | | 1 |
| 23 | 701/58828 | | Cover, wash,wipe, switch decal | | | 1 |
| 24 | 701/60031 | | Switch, 24V | | | 1 |
| 25 | 701/58931 | | Cover, switch, emergency steer | | | 1 |
| 26 | 701/60032 | | Switch, 24V | | | 1 |
| 27 | 701/58843 | | Decal, Rocker Switch Top, joystick switch | | | 1 |
| 28 | 701/60032 | | Switch, 24V | | | 1 |
| 29 | 701/58835 | | Cover, return to dig switch, soft touch | | | 1 |
| 30 | 701/80339 | | Switch, Parkbrake | | | 1 |
| 31 | 701/60032 | | Switch, 24V | Pump dump | | 1 |

Machine groups

Details

Machine group From serial no. To serial no.

.426
426



9802/2740 C3-8-1 SWITCH, COLUMN

Illustration

Machines

Top of catalogue

| Item | Part no. | Change No. | Description | Remarks | Usage code | Qty |
|------|------------|------------|-----------------------------|---------|------------|-----|
| 1 | 701/44200 | | Switch, column indicator | | | 1 |
| 2 | 04/801301 | | Switch, column | | | 1 |
| 3 | 817/03643 | | Decal, F-N-R, column switch | | | 1 |
| 4 | 826/01485 | | Washer, retaining | | | 2 |
| 5 | 1391/3103Z | | Capscrew | | | 2 |

Machine groups

Details

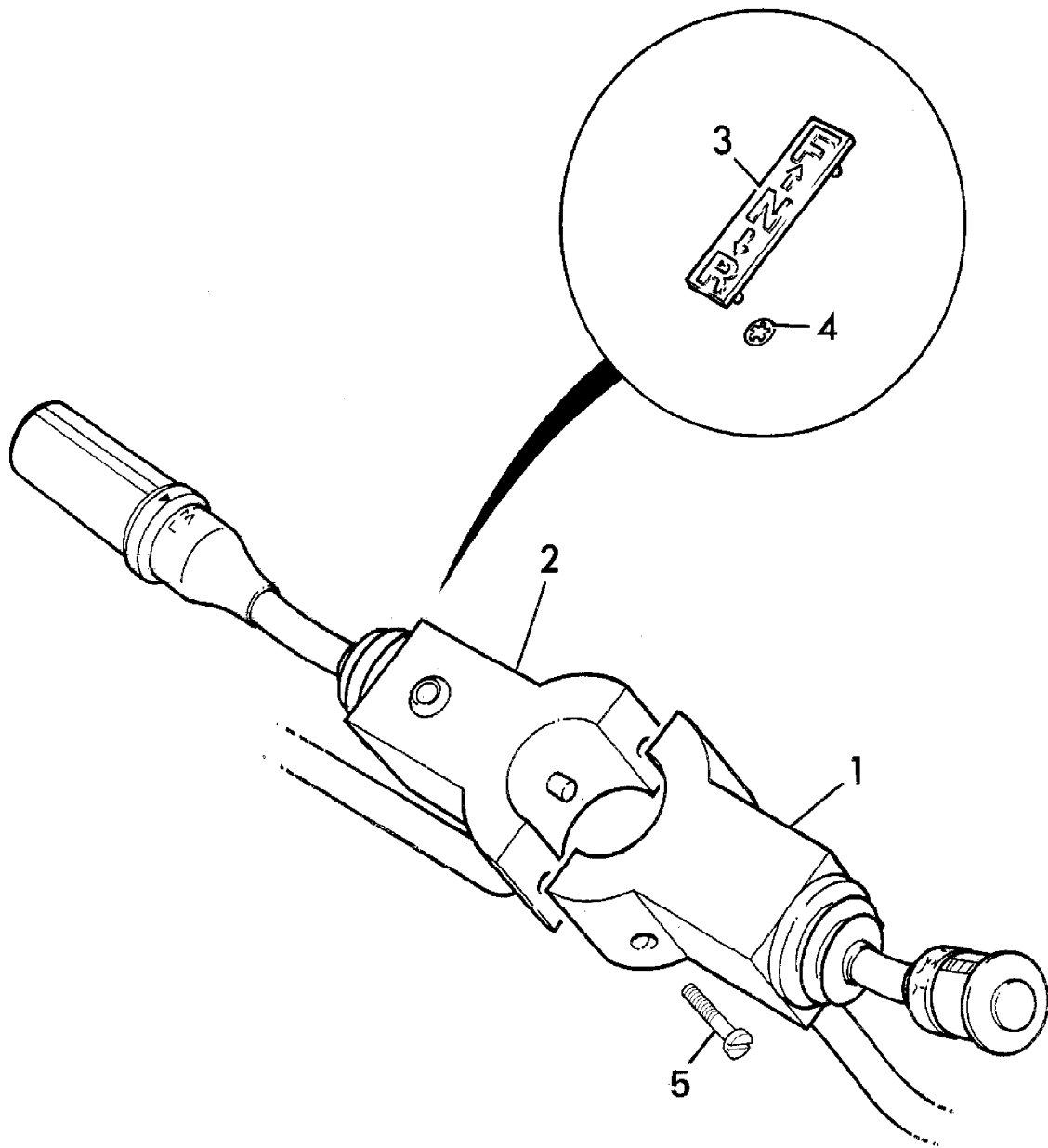
Machine group

From serial no.

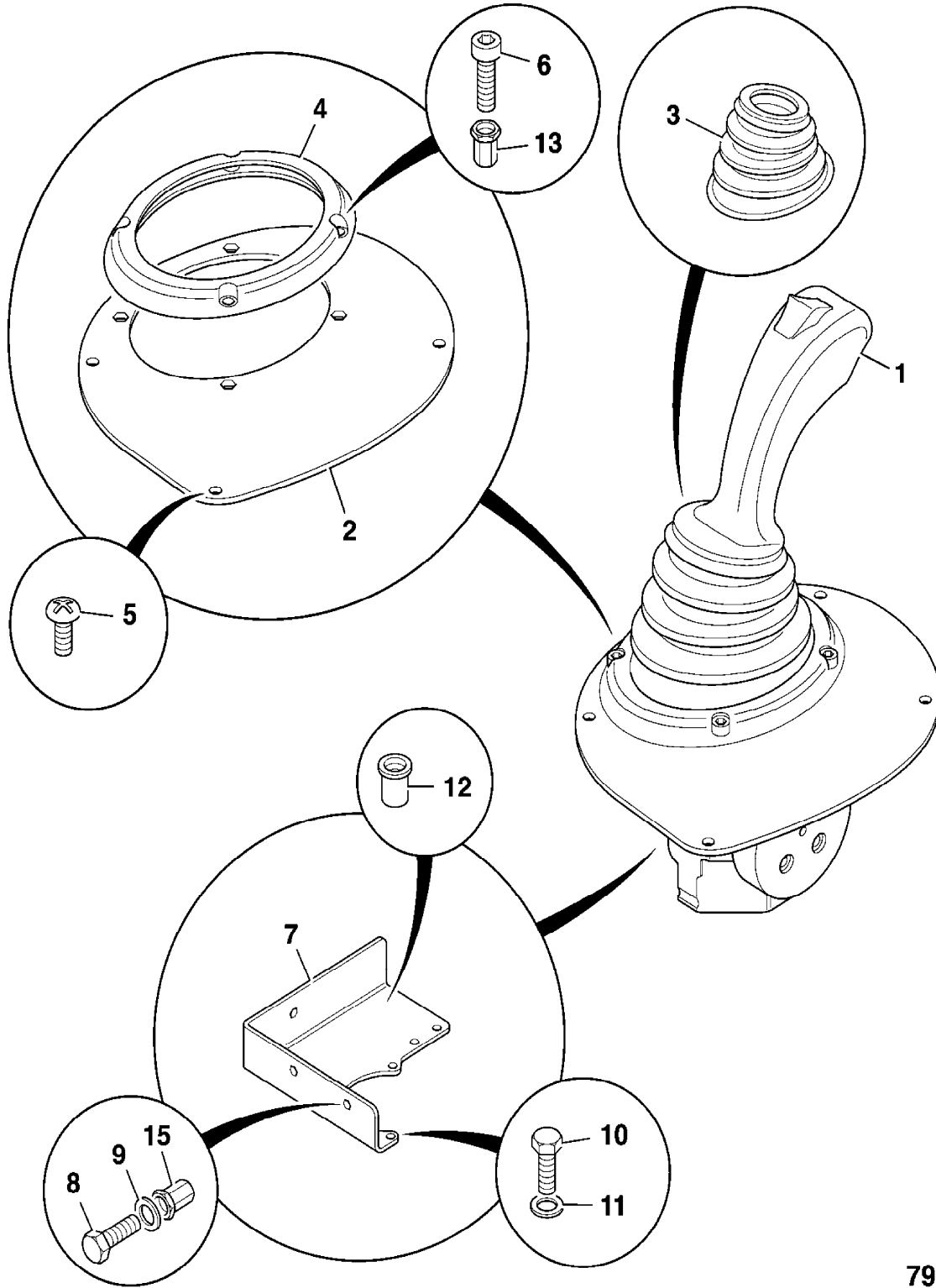
To serial no.

.426

426



205843



790770

9802/2740 D1-10-1 MULTI-LEVER, 3 SPOOL, AUX. LEFT

Illustration

Machines

Top of catalogue

| Item | Part no. | Change No. | Description | Remarks | Usage code | Qty |
|------|------------|------------|-------------------------------------|---------|------------|-----|
| 1 | 928/60322 | | Valve, triple lever, 3 spool | | | 1 |
| 2 | 331/52682 | | Plate, gaiter, multilever | | | 1 |
| 3 | 826/11021 | | Screw, Button Head M6x20, Stainless | | | 4 |
| 4 | 331/48671 | | Bracket, mounting | | | 1 |
| 5 | 826/10977 | | Nut, rivet,M8 Hex, low profile | | | 3 |
| 6 | 1315/0305D | | Screw, set M8x20 | | | 3 |
| 7 | 1420/0007D | | Washer, M8 plain | | | 3 |
| 8 | 1315/0203D | | Setscrew | | | 6 |
| 9 | 1420/0006D | | Washer, M6 plain | | | 6 |
| 11 | 826/11035 | | Nut, M6 Caged Nut | | | 4 |
| 12 | 817/20024 | | Decal, multi-lever, 3 spool | | | 1 |

Machine groups

Details

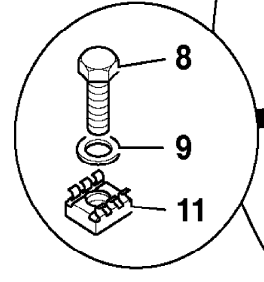
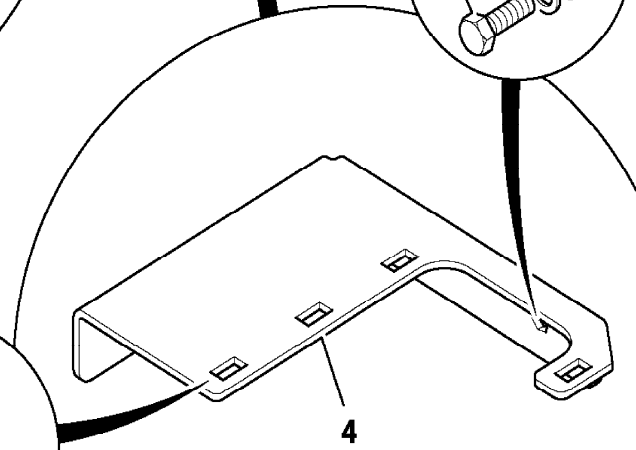
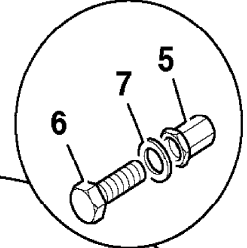
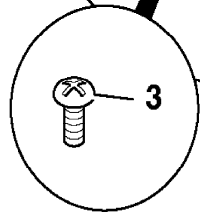
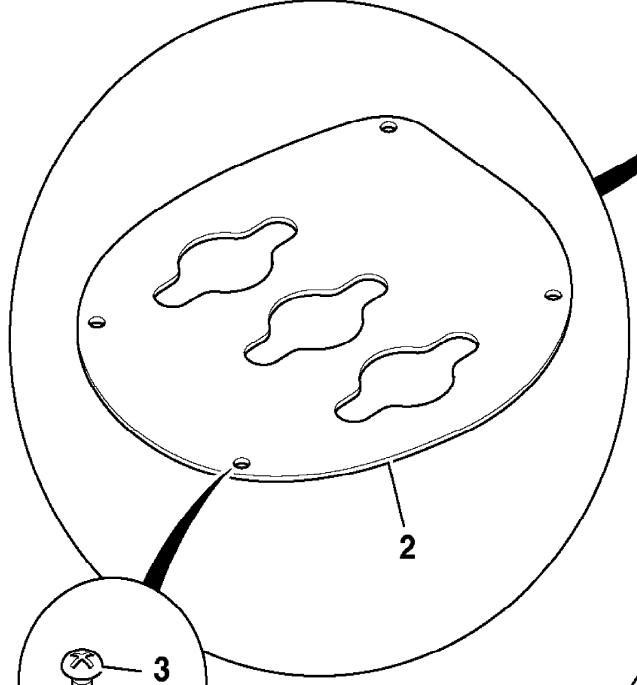
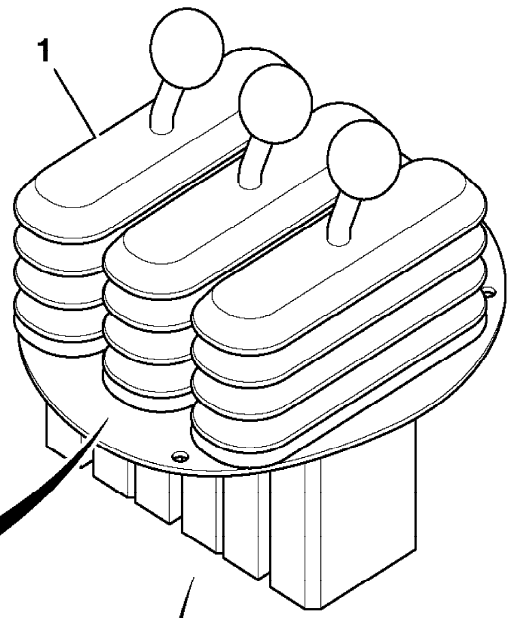
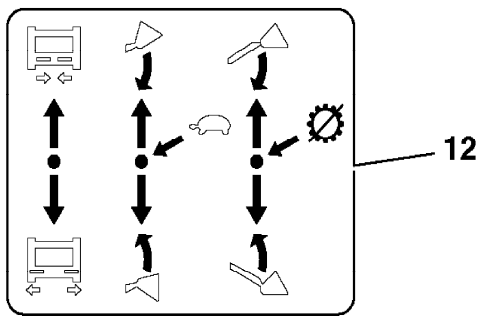
Machine group

From serial no.

To serial no.

.426

426



796950

9802/2740 D1-12-1 CONTROL, TILT RESET, HT

Illustration

Machines

Top of catalogue

| Item | Part no. | Change No. | Description | Remarks | Usage code | Qty |
|------|------------|------------|----------------------------|----------------------|------------|-----|
| 1 | 268/20031 | | Bracket, mounting bar | | | 1 |
| 2 | 265/00724 | | Bar | | | 1 |
| 3 | 335/90086 | | Bracket, reset switch | | | 1 |
| 4 | 1411/0004D | | Washer, plain, 7/16"medium | | | 4 |
| 5 | 1370/0303D | | Nut, M10 | | | 2 |
| 6 | 1420/0012D | | Washer, plain | | | 2 |
| 7 | 1370/0701D | | Nut | | | 2 |
| 8 | 701/80247 | Superseded | Switch, proximity | | | 1 |
| | 701/80612 | | Switch, proximity | | | 1 |
| | 701/80248 | Superseded | Switch, proximity | Super high lift(SHL) | | 1 |
| | 701/80613 | | Switch, proximity | Super high lift(SHL) | | 1 |
| 9 | 1315/0407D | | Setscrew, M10 x 25mm long | | | 2 |
| 10 | 826/01453 | | Tie, cable, double head | | | 8 |
| | 826/01453 | | Tie, cable, double head | Super high lift | | 12 |
| 11 | 721/00857 | | Harness, extension | Super high lift | | 1 |

Machine groups

Details

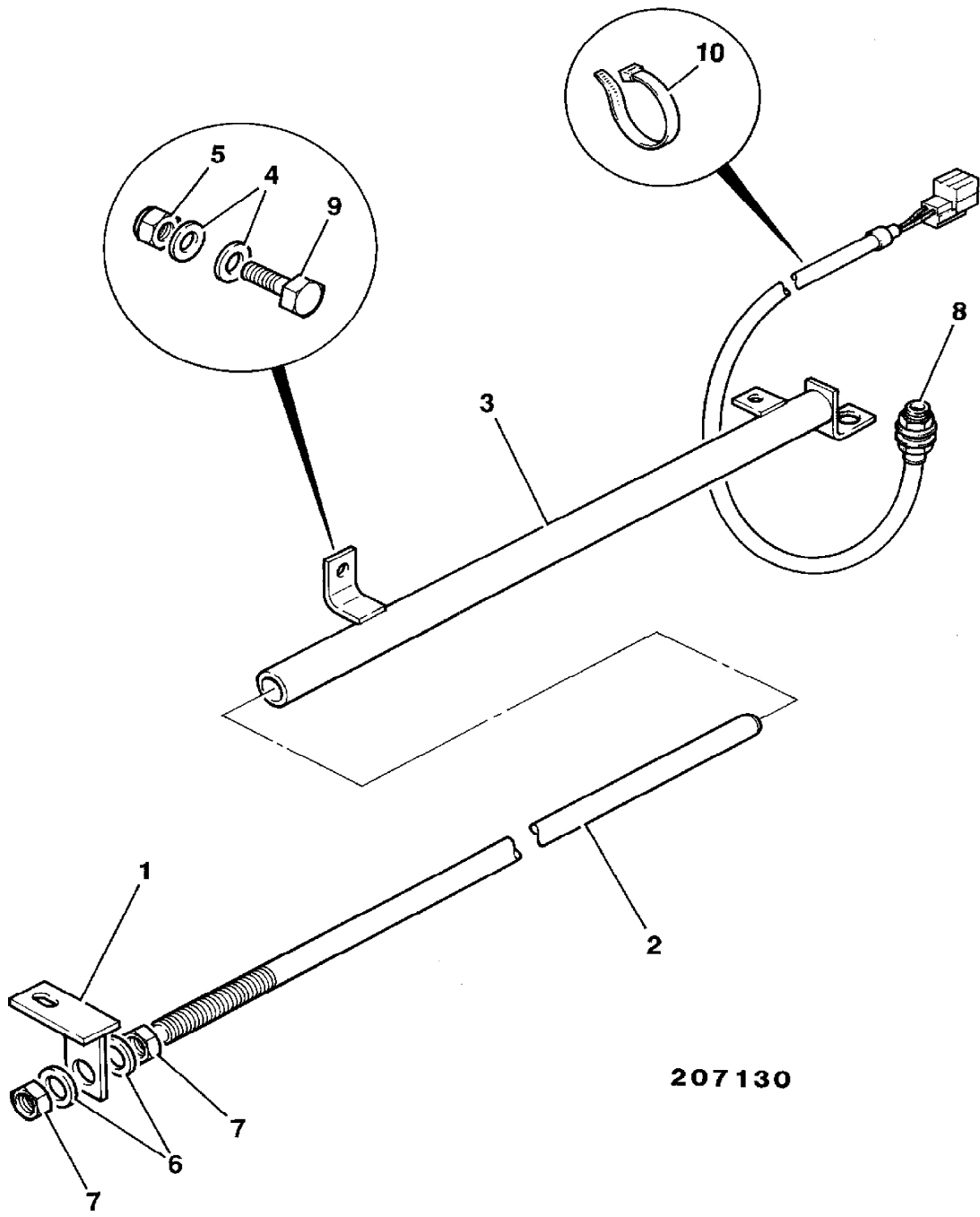
Machine group

From serial no.

To serial no.

.426

426



207130

9802/2740 D1-13-1 CONTROL, TILT RESET, Z BAR

Illustration

Machines

Top of catalogue

| Item | Part no. | Change No. | Description | Remarks | Usage code | Qty |
|------|------------|------------|-------------------------|---------|------------|-----|
| 1 | 265/01055 | | Bar, Z lift reset | | | 1 |
| 2 | 265/01050 | | Pad, wear, Z tilt | | | 2 |
| 3 | 701/80245 | Superseded | Switch, proximity | | | 1 |
| | 701/80611 | | Switch, proximity | | | 1 |
| 4 | 826/01453 | | Tie, cable, double head | | | 8 |
| 5 | 830/00599 | | Spacer | | | 1 |
| 6 | 1315/0708D | | Setscrew | | | 1 |
| 7 | 1420/0011D | | Washer, M16 | | | 1 |
| 8 | 1315/0408D | | Setscrew, M10 x 30 | | | 2 |
| 9 | 1412/0007D | | Washer, large | | | 2 |
| 10 | 1420/0008D | | Washer, M10 | | | 6 |
| 12 | 331/15076 | | Bar, reset | | | 1 |
| 14 | 1315/3316D | | Bolt, M8x70 | | | 2 |
| 15 | 1315/3316D | | Bolt, M8x70 | | | 2 |
| 16 | 1420/0007D | | Washer, M8 plain | | | 4 |
| 17 | 828/00187 | | Grommet | | | 1 |

Machine groups

Details

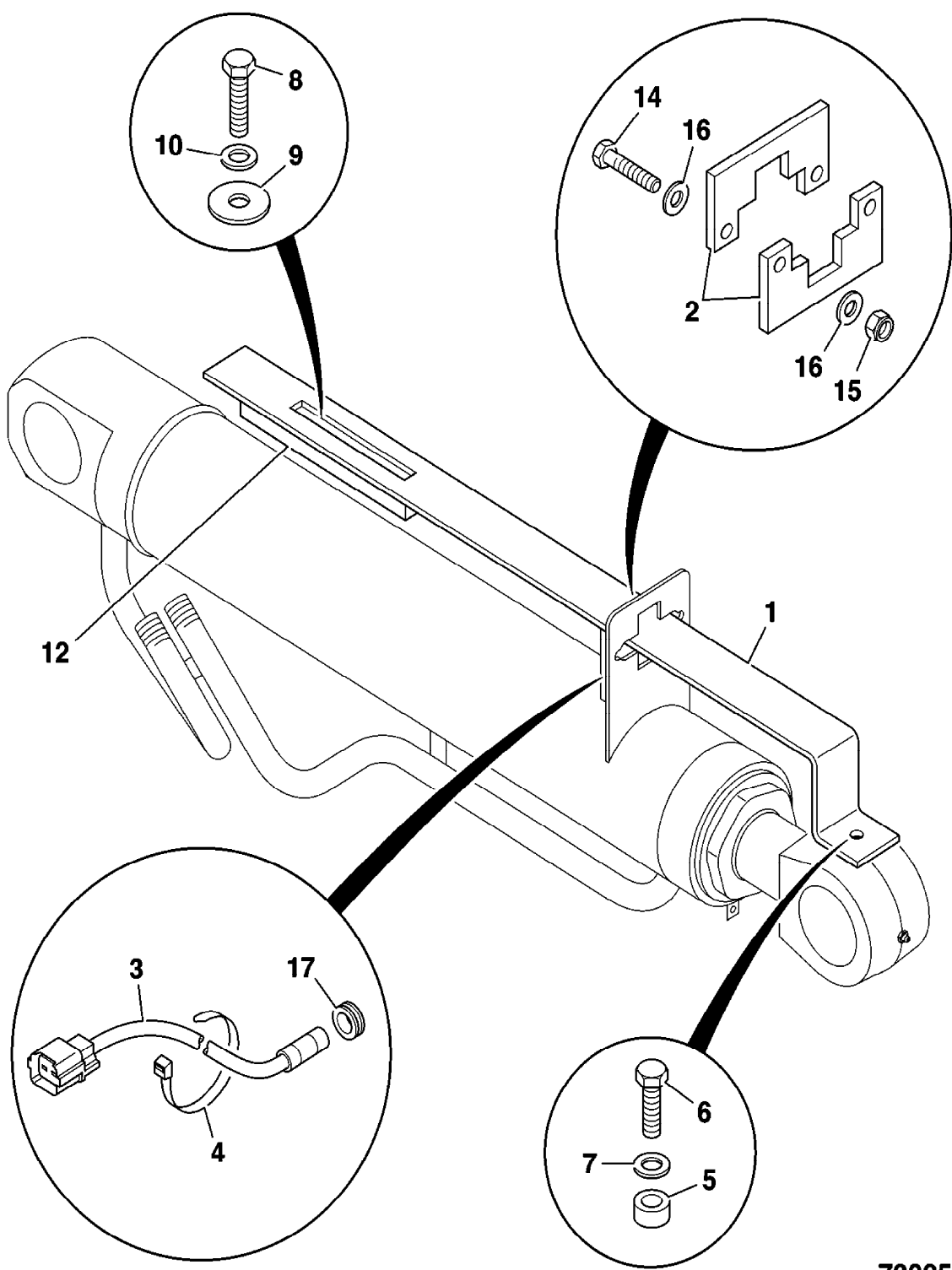
Machine group

From serial no.

To serial no.

.426

426



730250

9802/2740 D1-14-1 CONTROL, RESET, LIFT ARM, Z BAR

Illustration

Machines

Top of catalogue

| Item | Part no. | Change No. | Description | Remarks | Usage code | Qty |
|------|------------|------------|-----------------------------------|---------|------------|-----|
| 1 | 701/80244 | Superseded | Switch, proximity, lift arm reset | | | 1 |
| | 701/80608 | | Switch, proximity, lift arm reset | | | 1 |
| 2 | 331/57703 | | Bracket, lift reset | | | 1 |
| 3 | 2410/0308 | | Grommet | | | 1 |
| 4 | 1315/3412D | | Bolt, M10 x 50 | | | 2 |
| 5 | 1370/0303D | | Nut, M10 | | | 2 |
| 6 | 1420/0008D | | Washer, M10 | | | 4 |

Machine groups

Details

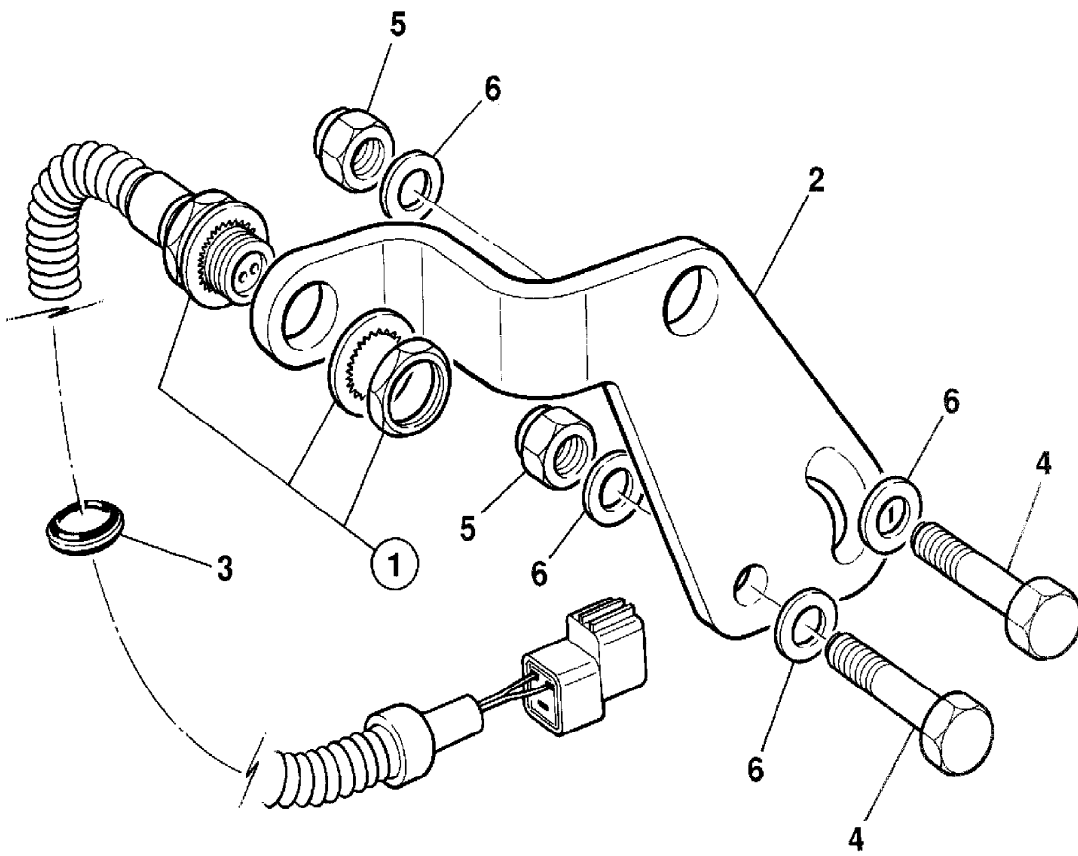
Machine group

From serial no.

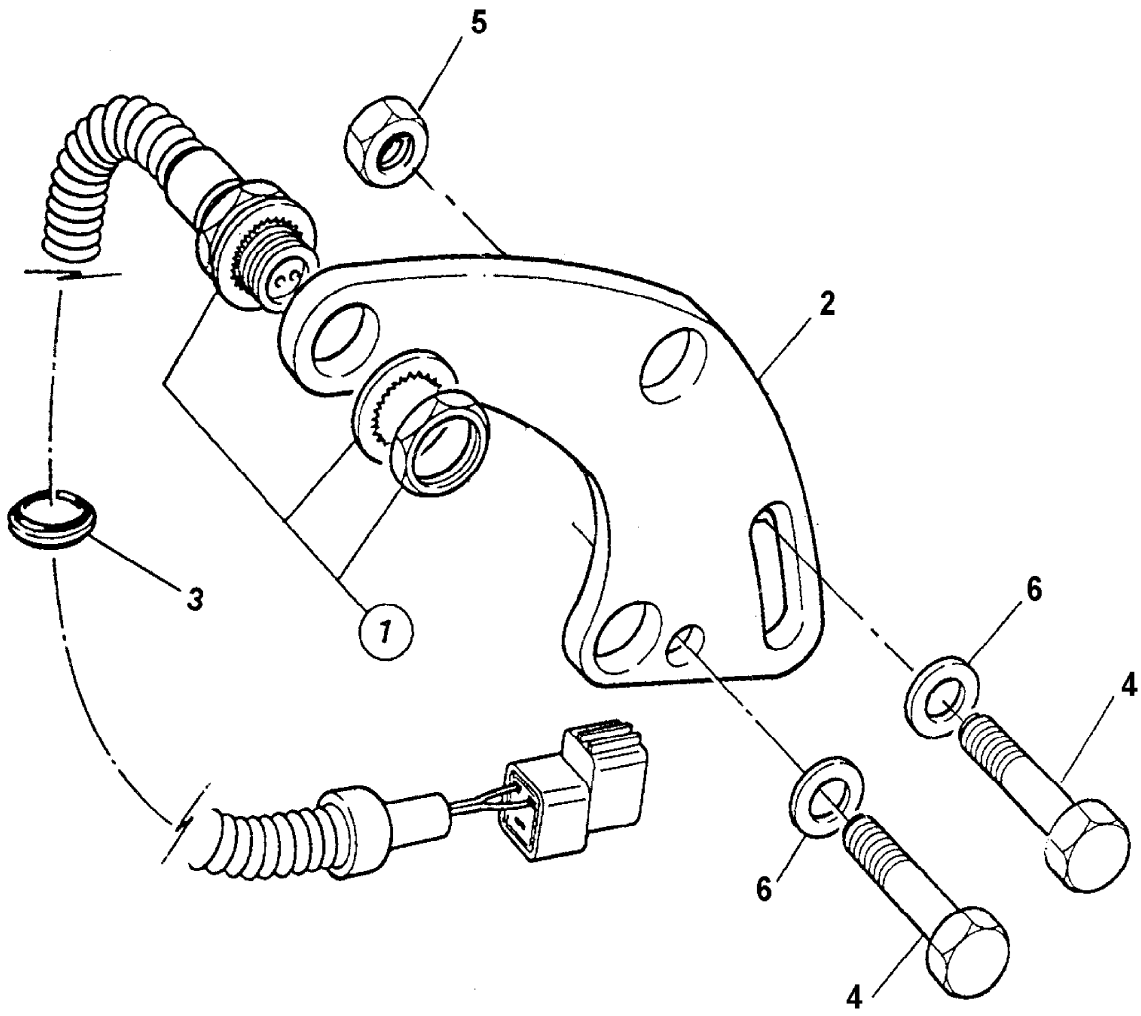
To serial no.

.426

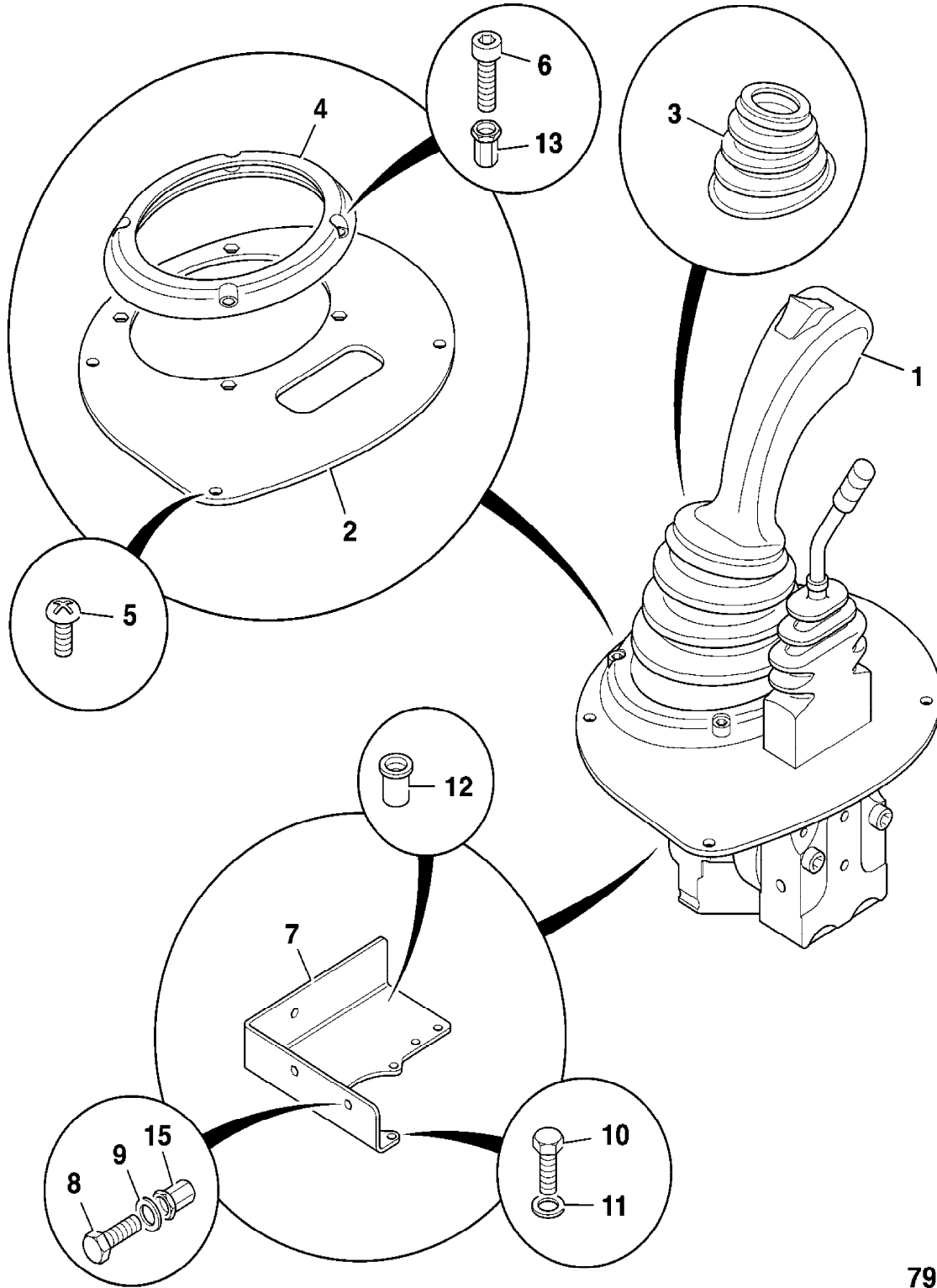
426



235090



298660



790780

9802/2740 D1-4-1 SERVO VALVE, COMPONENTS,928/60033

Illustration

Machines

Top of catalogue

| Item | Part no. | Change No. | Description | Remarks | Usage code | Qty |
|------|-----------|------------|---|---------|------------|-----|
| 0A | 928/60033 | | Valve, loader control | | | 1 |
| 1 | 331/18840 | | :Handle, c/w harness, n/south operation | | | 1 |
| 4 | 25/222284 | | :Boot, rubber | | | 1 |
| 5 | 25/222285 | | :Nut, locking | | | 1 |
| 6 | 25/222286 | | :Clamp | | | 1 |
| 10 | 25/222287 | | :Plate | | | 1 |
| 11 | 25/222288 | | :Kit, cardan detent | | | 3 |
| 12 | 25/222289 | | :Kit, plunger | | | 1 |
| 14 | 25/222290 | | :Kit, shim | | | 1 |
| 20 | 25/222292 | | :Plate | | | 1 |
| 21 | 25/222293 | | :Solenoid | | | 3 |
| 22 | 25/222294 | | :Plunger | | | 1 |
| 23 | 25/222295 | | :Plunger, intermediate | | | 1 |
| 25 | 25/222296 | | :Bracket, electric | | | 1 |
| 26 | 25/222297 | | :Bush | | | 1 |
| 30 | 25/221754 | | :Kit-plunger | | | 4 |
| 31 | 25/222142 | | :Regulator | | | 1 |
| 32 | 25/222143 | | :Regulator | | | 3 |
| 40 | 998/10921 | | :Kit, spring | | | 1 |
| 42 | 998/10922 | | :Kit, socket and spring | | | 3 |
| 47 | 25/222298 | | :Kit, assembly | | | 1 |
| 48 | 25/222299 | | :Plate, intermediary | | | 1 |
| 51 | 25/971501 | | ::Valve, aux. loader control | | | 1 |
| 52 | 331/42642 | | ::Grip, handle | | | 1 |
| 53 | 331/42643 | | ::Boot, rubber | | | 1 |
| 54 | 331/42644 | | ::Plate, retaining | | | 1 |
| 55 | 998/10935 | | ::Kit, Lever, operating | | | 1 |
| 56 | 25/945809 | | ::Kit, seal and plunger | | | 2 |
| 57 | 998/10936 | | ::Kit, regulating | | | 2 |
| 58 | 998/10937 | | ::Kit, return spring | | | 1 |
| 59 | 998/10938 | | ::Kit, seal assembly | | | 1 |

Machine groups

Details

Machine group

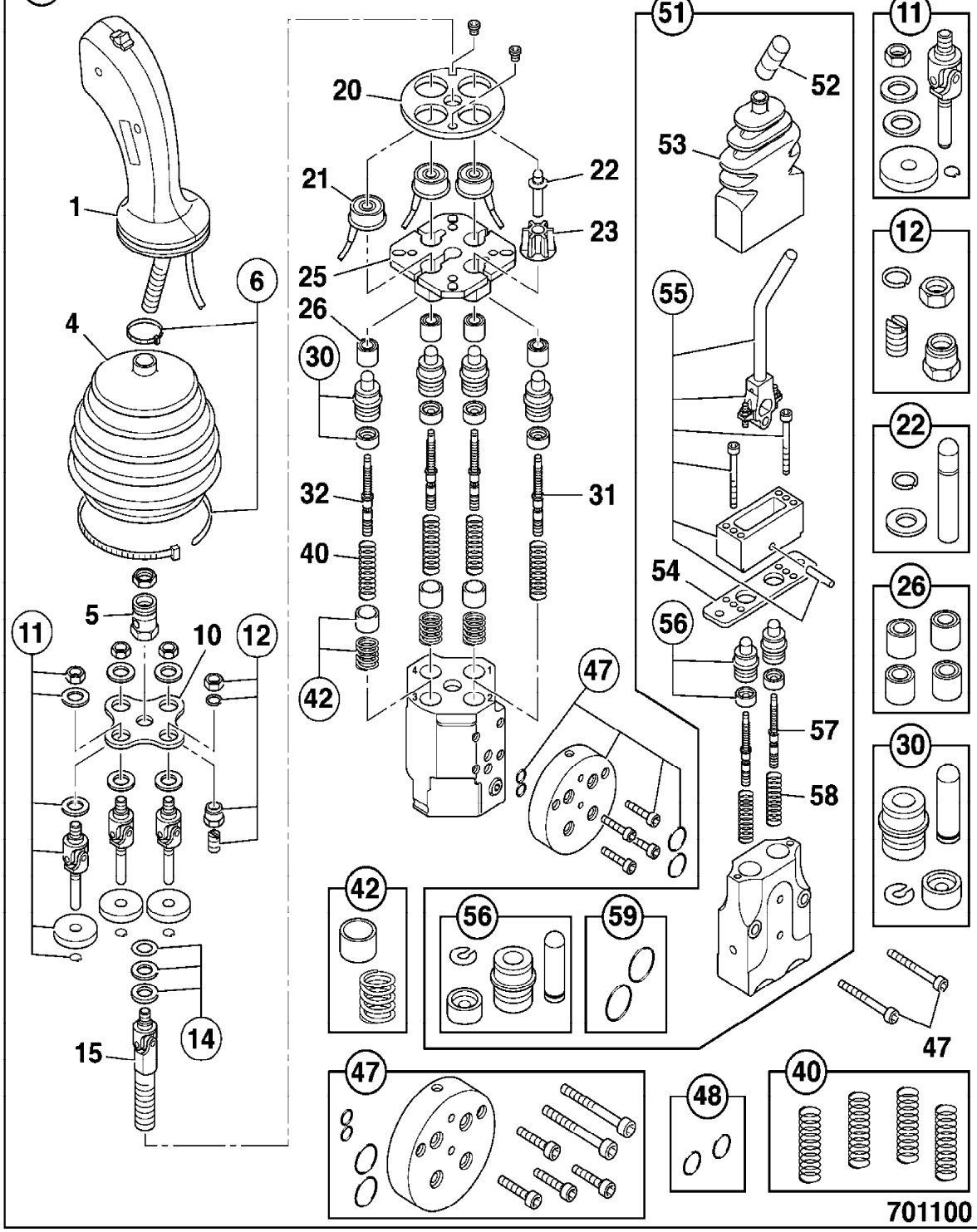
From serial no.

To serial no.

.426

426

A



701100

9802/2740 D1-5-1 VALVE SERVO, JOYSTICK CONTROL, 4 SPOOL

Illustration

Machines

Top of catalogue

| Item | Part no. | Change No. | Description | Remarks | Usage code | Qty |
|------|------------|------------|--|---------------|------------|-----|
| 1 | 928/60034 | | Valve, servo, twin aux.levers | | | 1 |
| 2 | 331/44995 | | Plate, joystick gaiter | | | 1 |
| 3 | 331/50183 | | Gaiter, joystick | | | 1 |
| 4 | 821/10159 | | Clamp, ring, loader lever gaiter | | | 1 |
| 5 | 826/11021 | | Screw, Button Head M6x20, Stainless | | | 4 |
| 6 | 1391/3105D | | Screw, Cap M5 x 20 | | | 4 |
| 7 | 331/44983 | | Bracket, joystick mounting | | | 1 |
| 8 | 1315/0305D | | Screw, set M8x20 | | | 3 |
| 9 | 1420/0007D | | Washer, M8 plain | | | 3 |
| 10 | 1315/0203D | | Setscrew | | | 5 |
| 11 | 1420/0006D | | Washer, M6 plain | | | 5 |
| 12 | 826/01101 | | Nut, rivet,M6 open ended, for 3 to 5.5mm plt | Fit to item 7 | | 3 |
| 13 | 826/10973 | | Nut, Bollhof M5 | | | 4 |
| 15 | 826/10977 | | Nut, rivet,M8 Hex, low profile | | | 3 |

Machine groups

Details

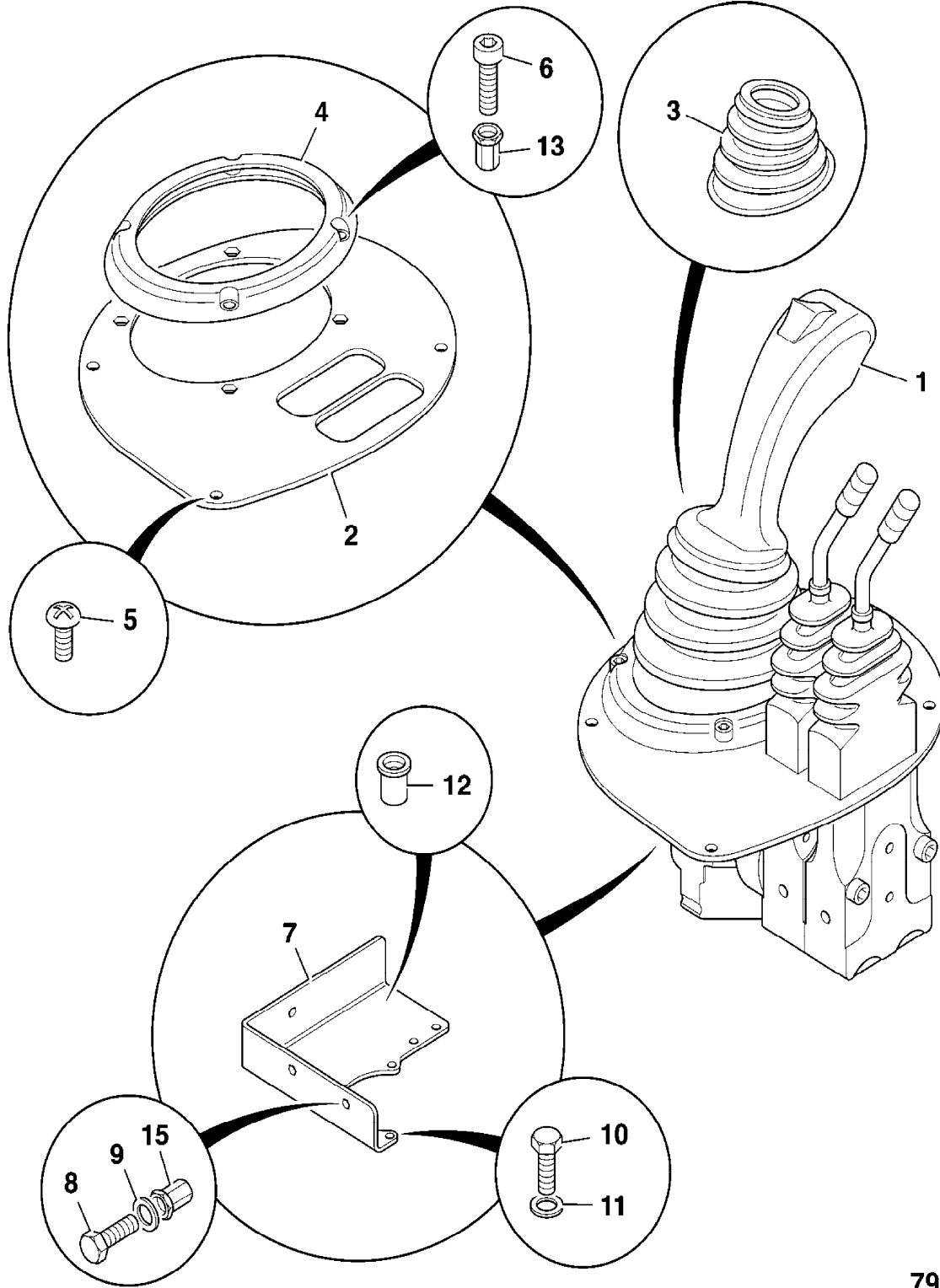
Machine group

From serial no.

To serial no.

.426

426



790790

9802/2740 D1-7-1 MULTI-LEVER, 2 SPOOL

Illustration

Machines

Top of catalogue

| Item | Part no. | Change No. | Description | Remarks | Usage code | Qty |
|------|------------|------------|-------------------------------------|---------|------------|-----|
| 1 | 928/60310 | | Valve, twin lever, 2 spool | | | 1 |
| 2 | 331/49005 | | Plate, gaiter, multilever | | | 1 |
| 3 | 826/11021 | | Screw, Button Head M6x20, Stainless | | | 4 |
| 4 | 331/48671 | | Bracket, mounting | | | 1 |
| 5 | 826/10977 | | Nut, rivet,M8 Hex, low profile | | | 3 |
| 6 | 1315/0305D | | Screw, set M8x20 | | | 3 |
| 7 | 1420/0007D | | Washer, M8 plain | | | 3 |
| 8 | 1315/0203D | | Setscrew | | | 5 |
| 9 | 1420/0006D | | Washer, M6 plain | | | 5 |
| 11 | 826/11035 | | Nut, M6 Caged Nut | | | 3 |
| 12 | 817/19907 | | Decal, multi lever, 2 and 3 spool | | | 1 |

Machine groups

Details

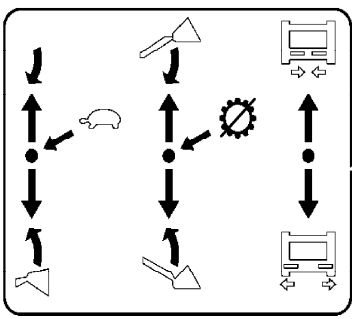
Machine group

From serial no.

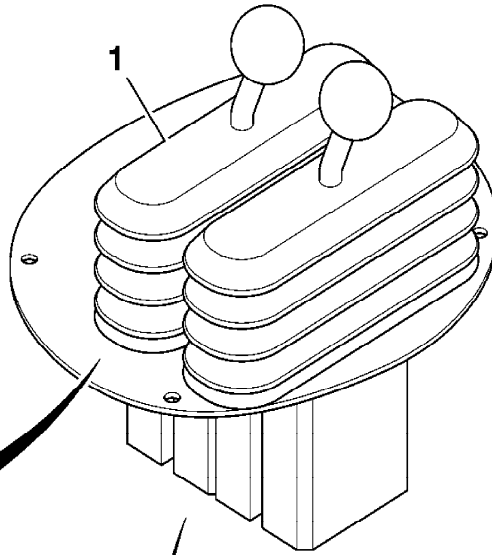
To serial no.

.426

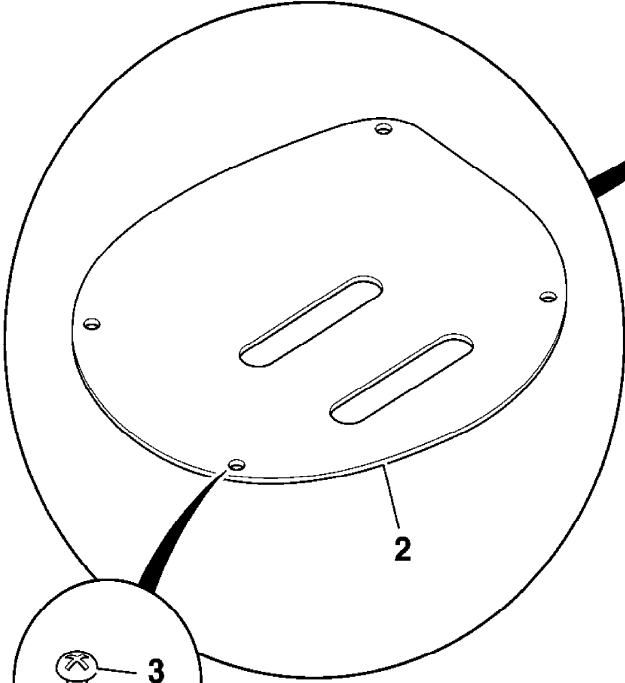
426



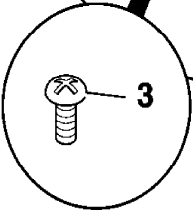
12



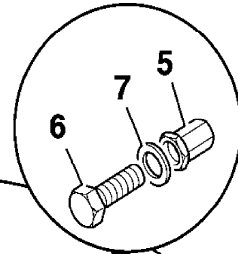
1



2



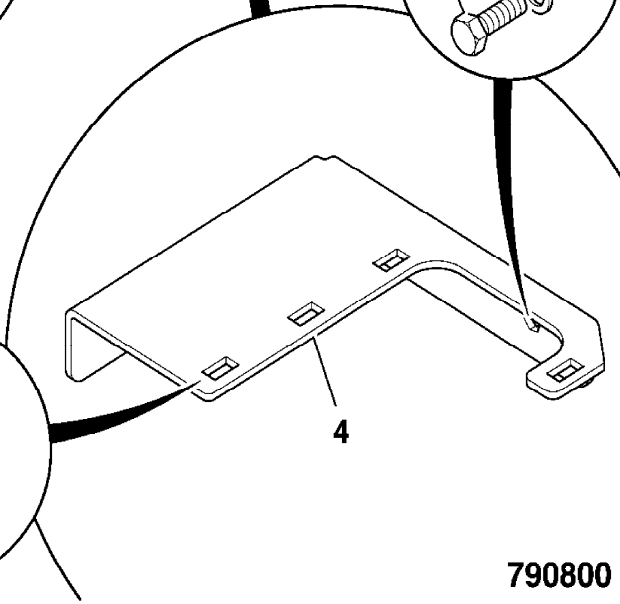
3



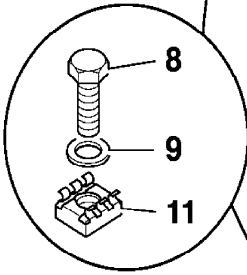
6

7

5



4



8

9

11

790800

9802/2740 D2-1-1 CONTROL, THROTTLE

Illustration

Machines

Top of catalogue

| Item | Part no. | Change No. | Description | Remarks | Usage code | Qty |
|------|------------|------------|--|------------------|------------|-----|
| 1 | . | | 'See Remark' | See frame D2-2-1 | | 1 |
| 2 | 1315/0207D | | Screw, M6 x 25mm | | | 3 |
| 3 | 1420/0006D | | Washer, M6 plain | | | 3 |
| 4 | 826/01101 | | Nut, rivet,M6 open ended, for 3 to 5.5mm plt | | | 3 |
| 5 | 910/45500 | | Cable, assembly, throttle control | | | 1 |
| 6 | 262/20400 | | :Elbow, pivot | | | 1 |
| 7 | 1370/0102D | | :Nut | | | 4 |
| 8 | 2000/0030 | | :Gaiter | | | 2 |
| 9 | 256/71500 | | :Clamp, assembly | | | 1 |
| 10 | 1358/0203D | | ::Nut, lock 2BA | | | 2 |
| 11 | 1416/0003Z | | ::Washer, spring | | | 2 |
| 12 | 331/36840 | | Bracket, throttle cable | | | 1 |
| 13 | 1315/0508D | | Setscrew | | | 2 |
| 14 | 4101/0202 | | Sealant, Locking | | | A/R |
| 15 | 1420/0009D | | Washer, M12 | | | 2 |
| 16 | 814/00424 | | Spring, overload | | | 1 |
| 17 | 265/00630 | | Lever, throttle pedal, extension | | | 1 |
| 18 | 1315/0205Z | | Bolt | | | 2 |
| 19 | 1370/0103Z | | Nut, Self lock, M6 | | | 2 |
| 20 | 1315/0305Z | | Screw, M8 x 20mm long | | | 1 |
| 21 | 1370/0203Z | | Nut, self lock, M8 | | | 2 |
| 22 | 265/00629 | | Bracket, cable support | | | 1 |
| 23 | 1315/3314Z | | Bolt | | | 1 |

Machine groups

Details

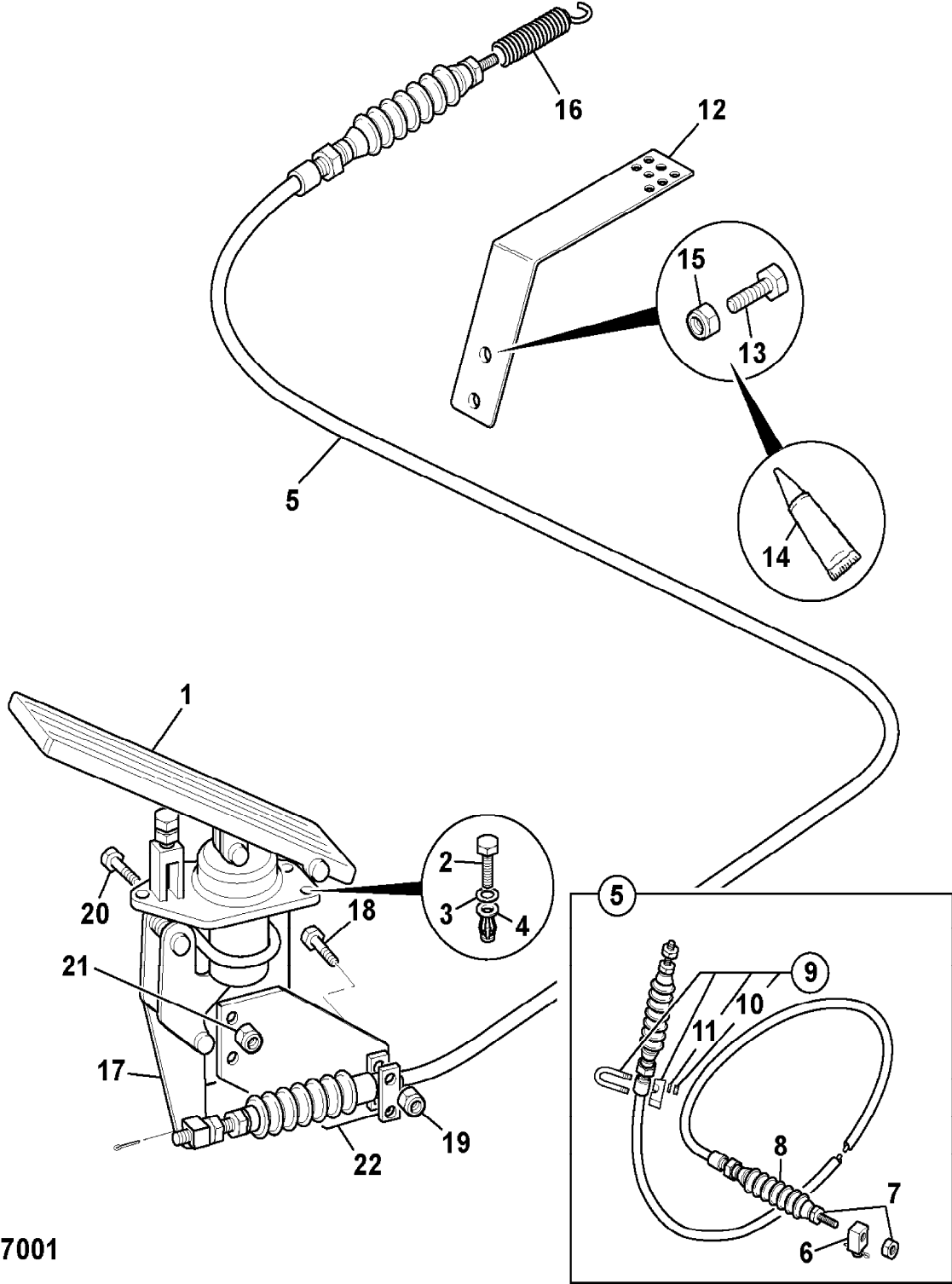
Machine group

From serial no.

To serial no.

.426

426



427001

9802/2740 D2-2-1 CONTROL, THROTTLE PEDAL

Illustration

Machines

Top of catalogue

| Item | Part no. | Change No. | Description | Remarks | Usage code | Qty |
|------|------------|------------|-----------------------------------|---------|------------|-----|
| 1 | 256/71700 | | Pedal, assembly, throttle control | | | 1 |
| 2 | 256/71720 | | :Kit-pedal | | | 1 |
| 3 | 256/71702 | | :Gaiter | | | 1 |
| 4 | 256/71721 | | :Kit-bearing | | | 1 |
| 4A | 256/71722 | | ::Spring | | | 1 |
| 5 | 256/71723 | | :Kit-clamp | | | 1 |
| 6 | 256/71724 | | :Kit-lever and push-rod | | | 1 |
| 7 | 256/71725 | | :Kit-cable hanger | | | 1 |
| 8 | 256/71500 | | :Clamp, assembly | | | 1 |
| 8A | 1358/0203Z | | ::Nut | | | 2 |
| 8B | 1416/0003Z | | ::Washer, spring | | | 2 |
| 9 | 256/71708 | | :Kit-stop | | | 1 |

Machine groups

Details

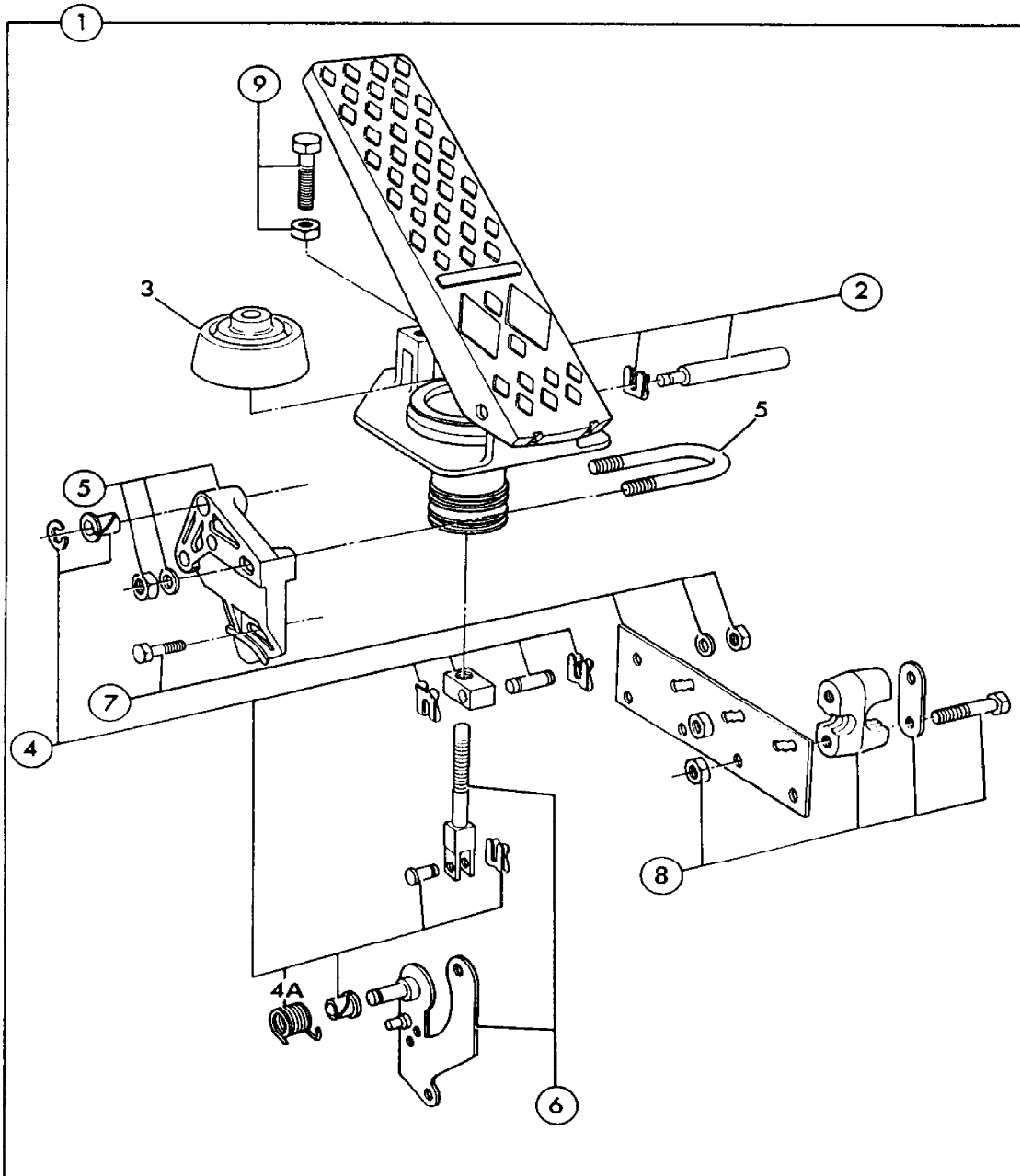
Machine group

From serial no.

To serial no.

.426

426



146820

9802/2740 D3-1-1 STEERING COLUMN

Illustration

Machines

Top of catalogue

| Item | Part no. | Change No. | Description | Remarks | Usage code | Qty |
|------|------------|------------|-------------------------------|-----------------------------|------------|-----|
| 1A | 331/25693 | | Wheel, steering, splined hub | | | 1 |
| 1B | 331/27411 | | Knob, spinner | | | 1 |
| 1C | 331/27487 | | Cap, steering wheel | | | 1 |
| 2 | 162/03203 | | Lever, Clamp | | | 1 |
| 3 | 331/49333 | | Column, steering, tilt | | | 1 |
| 4 | 2102/0422 | | Pin, tension | | | 1 |
| 5 | 913/10214 | | Pin, Clevis | | | 2 |
| 6 | 821/00211 | | Clip, safety fastener | | | 2 |
| 7 | 123/00161 | | Plate, retainer | | | 1 |
| 8 | 331/32144 | | Insert, Mounting, Centre Bond | | | 4 |
| 9 | 1315/0408D | | Setscrew, M10 x 30 | | | 4 |
| 10 | 823/00326 | | Washer, outside | | | 2 |
| 12 | 821/00190 | | Clip, 'E' | | | 1 |
| 13 | 331/36009 | | Coupling | | | 1 |
| 14 | . | | 'See Remark' | See C3-8-1 Column switch | | 1 |
| 16 | 1315/0309D | | Setscrew, M8x35 | | | 1 |
| 17 | 1370/0203D | | Nut, lock | | | 1 |

Machine groups

Details

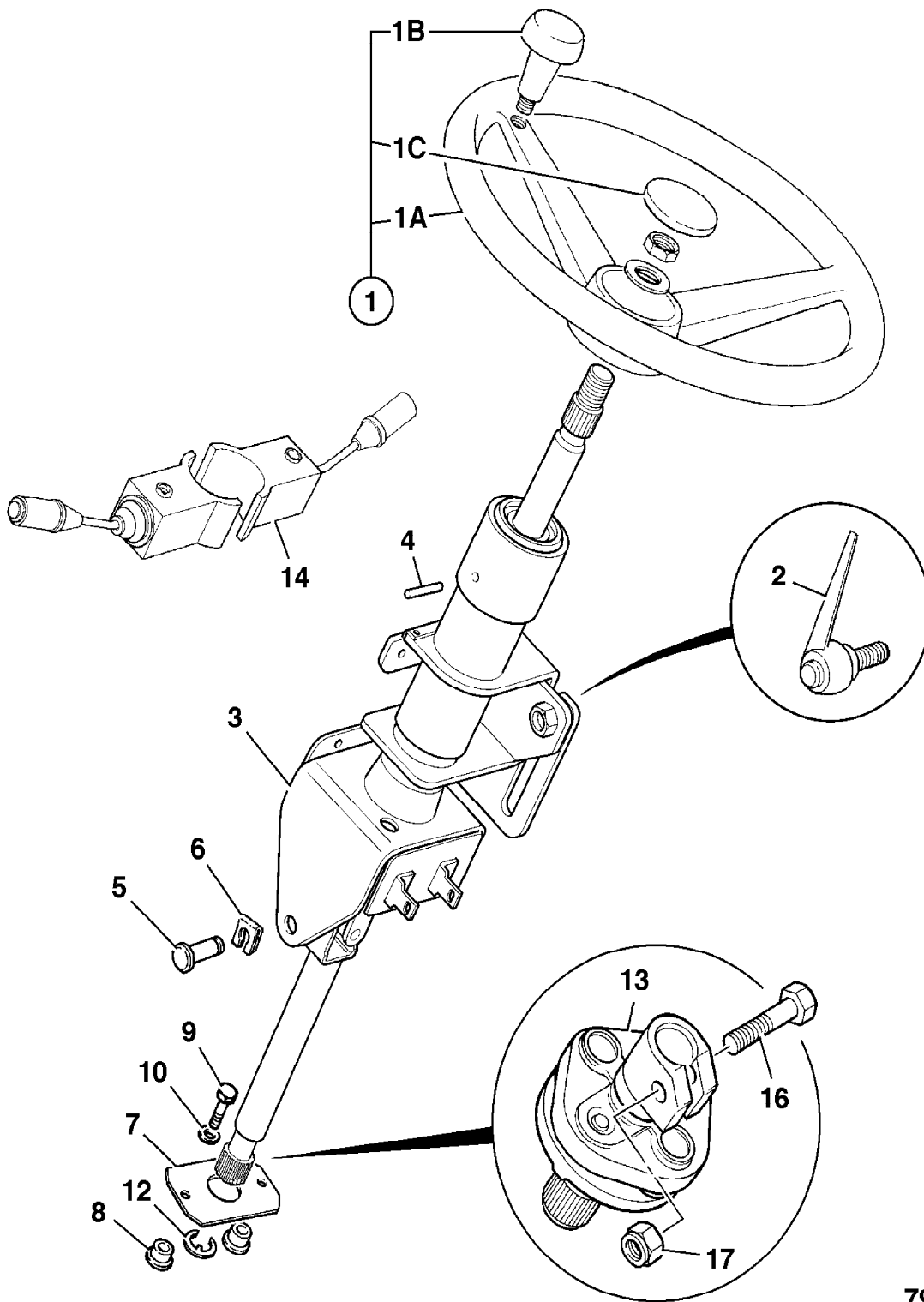
Machine group

From serial no.

To serial no.

.426

426



796411

9802/2740 E1-1-1 CIRCUIT, LOADER END

Illustration

Machines

Top of catalogue

| Item | Part no. | Change No. | Description | Remarks | Usage code | Qty |
|------|------------|------------|----------------------------|-------------------------------------|------------|-----|
| 1 | 335/06384 | | Pipe, lift ram | | | 1 |
| 1A | 816/00193 | | Cap, blanking 1"BSP, steel | | | 2 |
| 2 | 268/20022 | | Pipe, ram shovel | | | 1 |
| 3 | 615/01200 | | Hose, 3/4" x 1020mm | | | 4 |
| 4 | 616/80068 | | Hose | | | 2 |
| | 616/80101 | | Hose | Used when load suspension is fitted | | 2 |
| 5 | 209/71200 | | Hose | | | 4 |
| 7 | 1315/0410D | | Setscrew | | | 4 |
| 8 | 1420/0008D | | Washer, M10 | | | 8 |
| 9 | 1370/0303D | | Nut, M10 | | | 2 |
| 10 | 616/80055 | | Hose | | | 2 |
| 11 | 1315/3412D | | Bolt, M10 x 50 | | | 2 |
| 13 | 264/01001 | | Clamp | | | 8 |
| | 2403/0210 | | :O Ring | | | 4 |
| 14 | 1391/3409Z | | Capscrew, M10 x 35mm | | | 16 |
| 15 | 1425/0008D | | Washer, spring, M10 | | | 16 |
| 16 | 828/00417 | | O Ring, 1"SAE | | | 4 |

Machine groups

Details

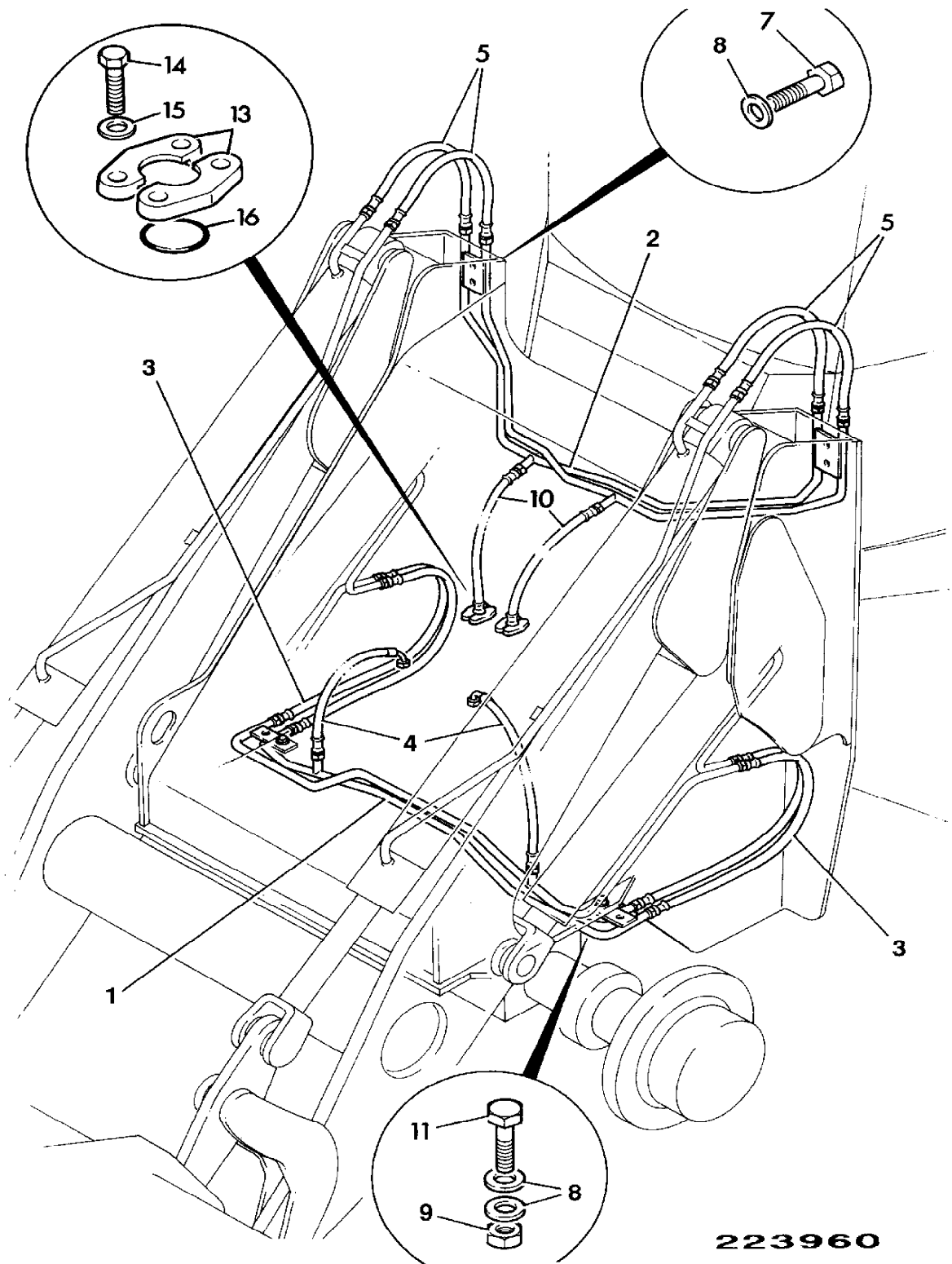
Machine group

From serial no.

To serial no.

.426

426



223960

9802/2740 E1-10-1 HOSE AND PIPEWORK, SERVO CONTROLLER, LOADER, UNDER CAB

Illustration

Machines

Top of catalogue

| Item | Part no. | Change No. | Description | Remarks | Usage code | Qty |
|------|------------|------------|-------------------------------|---------|------------|-----|
| 1 | 335/08864 | | Pipe, assembly, servo control | | | 1 |
| 2 | 1315/0305Z | | Screw, M8 x 20mm long | | | 2 |
| 3 | 1420/0007Z | | Washer, plain, M8 | | | 2 |
| 5 | 265/02145 | | Hose, servo | | | 1 |
| 6 | 265/02146 | | Hose, servo | | | 1 |
| 7 | 265/02147 | | Hose, servo | | | 1 |
| 8 | 265/02148 | | Hose, servo | | | 1 |
| 9 | 265/02149 | | Hose, servo | | | 1 |
| 10 | 265/02150 | | Hose, servo | | | 1 |
| 11 | 269/30433 | | Hose, "P" | | | 1 |
| 12 | 631/80006 | | Hose, 1/4"BSP x 370mm | | | 1 |
| 13 | 816/50031 | | Adapter, Tee | | | 1 |
| 20 | 816/13133 | | Adapter, c/w filter | | | 1 |
| 21 | 269/30601 | | Hose, servo, T | | | 1 |
| 22 | 1745/0001 | | Plug, 7/16"UNF, o ring boss | | | 1 |
| 22A | 2401/0503 | | :O Ring | | | 1 |

Machine groups

Details

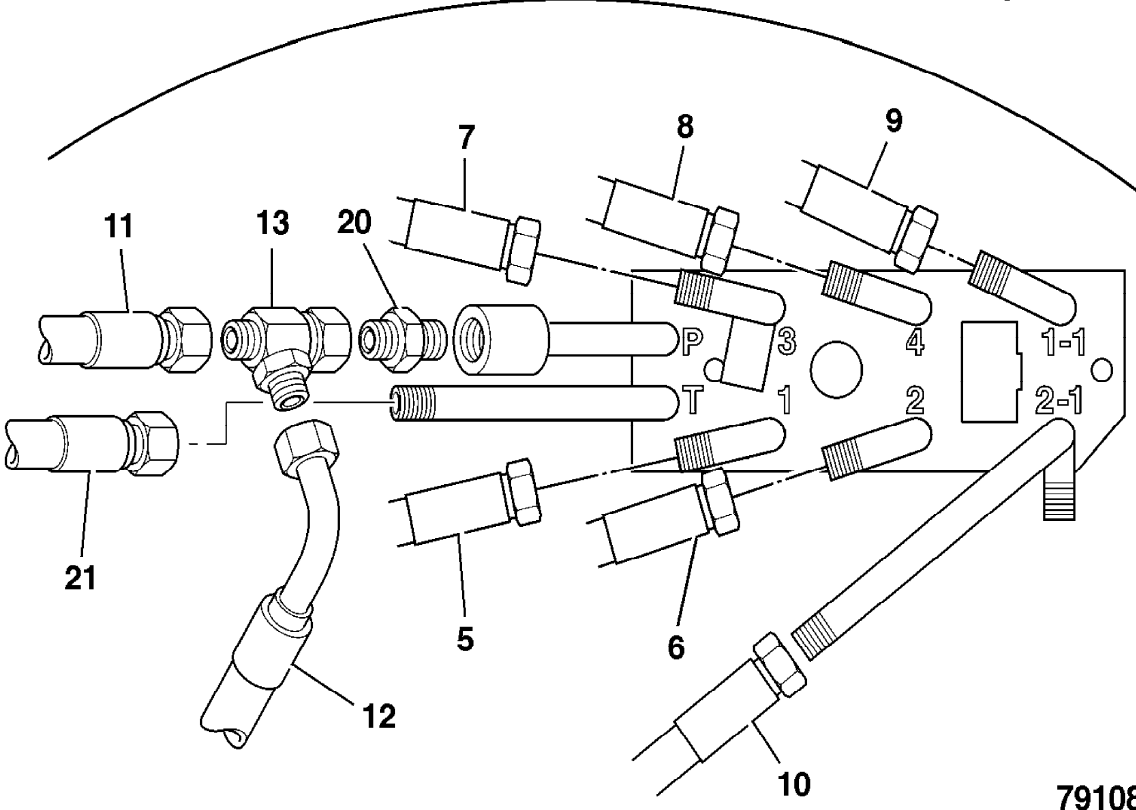
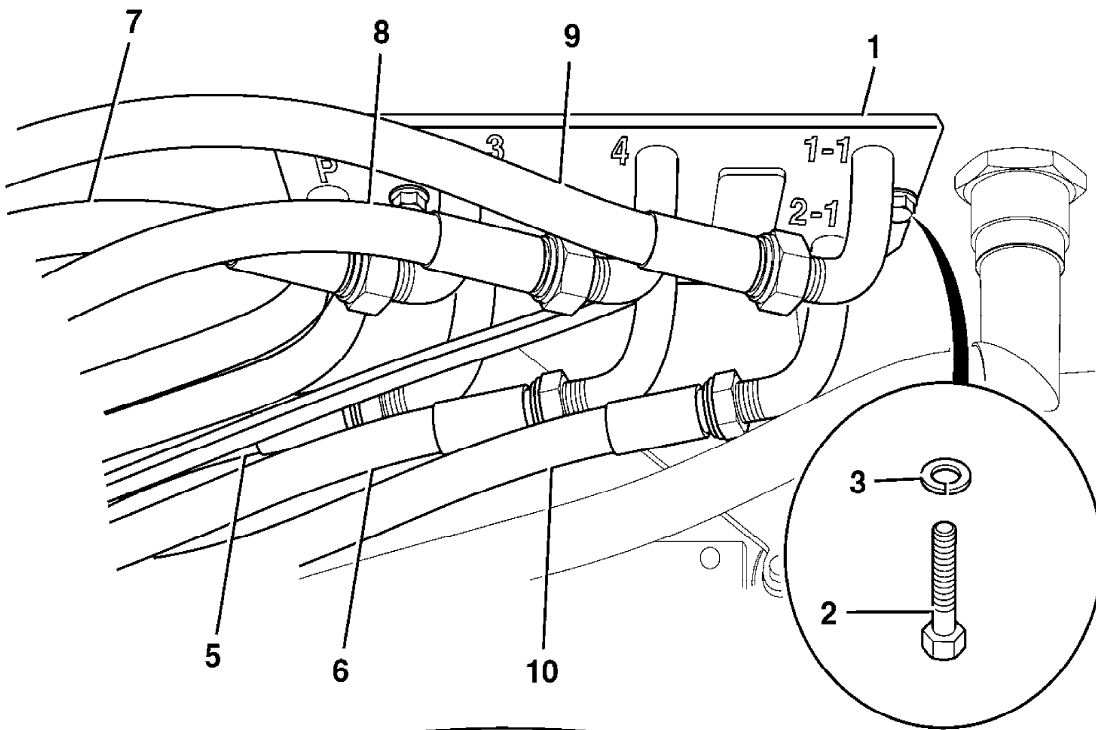
Machine group

From serial no.

To serial no.

.426

426



791080

9802/2740 E1-11-1 HOSE AND PIPEWORK, TEST POINTS

Illustration

Machines

Top of catalogue

| Item | Part no. | Change No. | Description | Remarks | Usage code | Qty |
|------|-----------|------------|------------------------|---------|------------|-----|
| 1 | 816/60290 | | Adapter, pressure test | | | 3 |
| 2 | 1606/0001 | | Adapter | | | 3 |
| 3 | 1406/0008 | | Seal, washer | | | 3 |
| 4 | 611/80219 | | Hose | | | 2 |
| 5 | 611/23900 | | Hose | | | 1 |
| 6 | 817/19853 | | Label, test point | | | 1 |

Machine groups

Details

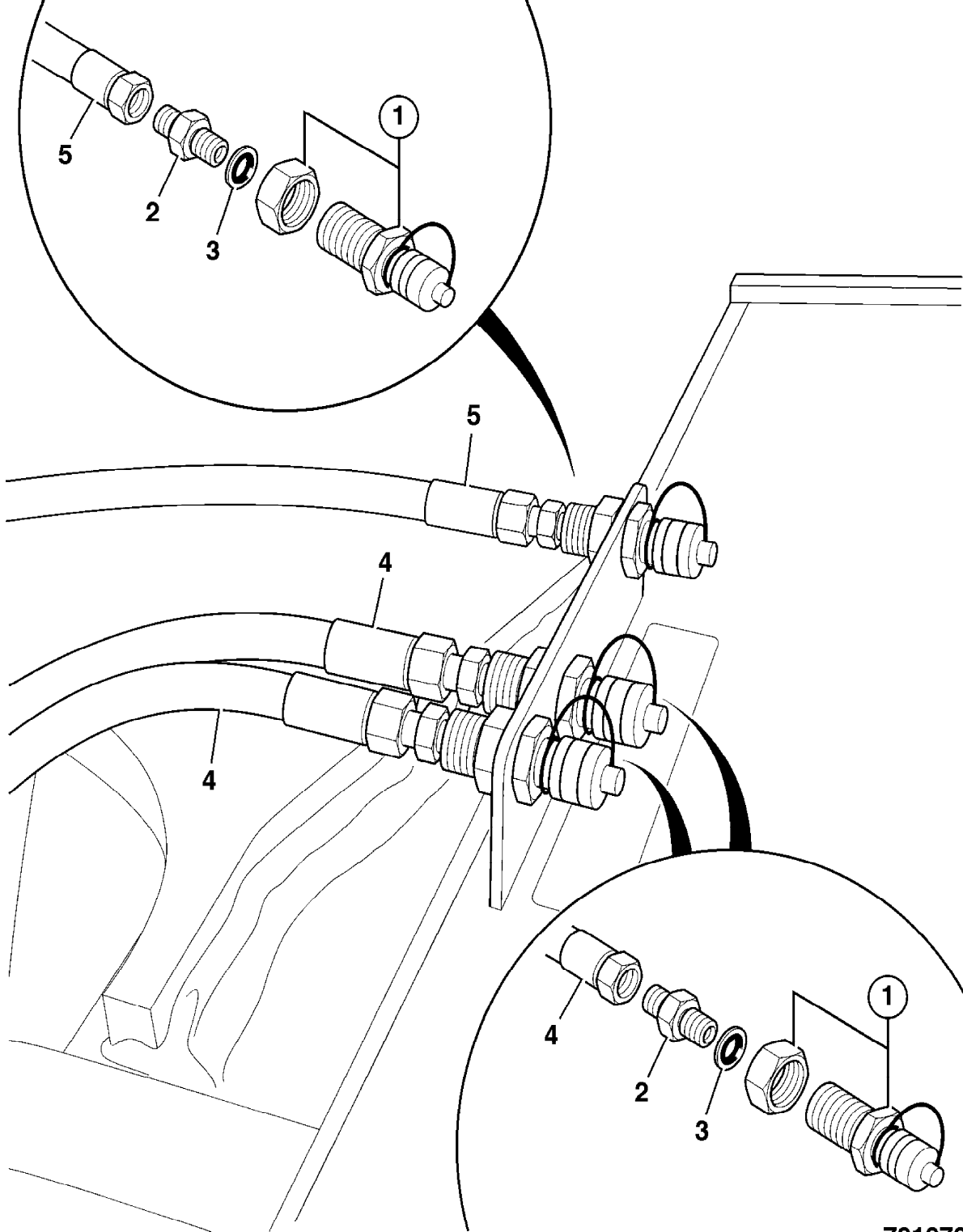
Machine group

From serial no.

To serial no.

.426

426



791070

9802/2740 E1-14-1 HOSE AND PIPEWORK, LOAD SUSPENSION

Illustration

Machines

Top of catalogue

| Item | Part no. | Change No. | Description | Remarks | Usage code | Qty |
|------|------------|------------|--|------------|------------|-----|
| 1 | 25/222127 | | Valve, load suspension | | | 1 |
| 2 | 826/11145 | Superseded | Bolt, U M10 | | | 4 |
| | 826/11580 | | Bolt, U M10 | | | 4 |
| 3 | 32/925562 | toDEC05 | Accumulator, 3.0L | | | 2 |
| | 32/925852 | | Accumulator, zero pressure, version of 32/925790 | Discharged | | 2 |
| 3A | 928/60363 | | :Valve, accumuulator, including cover | | | 1 |
| 4 | 1370/0303D | | Nut, M10 | | | 8 |
| 5 | 1315/0408D | | Setscrew, M10 x 30 | | | 2 |
| 6 | 1420/0008D | | Washer, M10 | | | 10 |
| 7 | 1620/0002 | | Adapter | | | 1 |
| 9 | 1620/0012 | | Adapter, 1" BSP, M/M | | | 4 |
| 10 | 816/50097 | | Adapter | | | 1 |
| 11 | 1620/0010 | | Adapter, includes 'o'ring | | | 2 |
| 15 | 1603/0011 | | Adapter | | | 1 |
| 16 | 2401/0509 | | O Ring | | | 1 |
| 21 | 25/961900 | | Valve, ball | | | 1 |
| 22 | 816/50031 | | Adapter, Tee | | | 1 |
| 23 | 611/01800 | | Hose, straight-straight | | | 1 |
| 24 | 1604/0002 | | Adapter, 1/4" BSP M/M | | | 1 |
| 25 | 1406/0011 | | Seal, bonded | | | 2 |
| 26 | 1612/0002 | | Adapter | | | 1 |
| 28 | 617/22900 | | Hose | | | 1 |
| 29 | 615/80067 | | Hose, 3/4 BSP | | | 1 |
| 30 | 615/20800 | | Hose | | | 1 |
| 31 | 637/80062 | | Hose, 1" BSP | | | 1 |
| 38 | 701/60031 | | Switch, 24V | | | 1 |
| 40 | 701/58717 | | Cover, float switch decal | | | 1 |
| 47 | 817/16942 | | Decal, smooth ride | | | 2 |
| 52 | 617/23900 | | Hose | | | 1 |

Machine groups

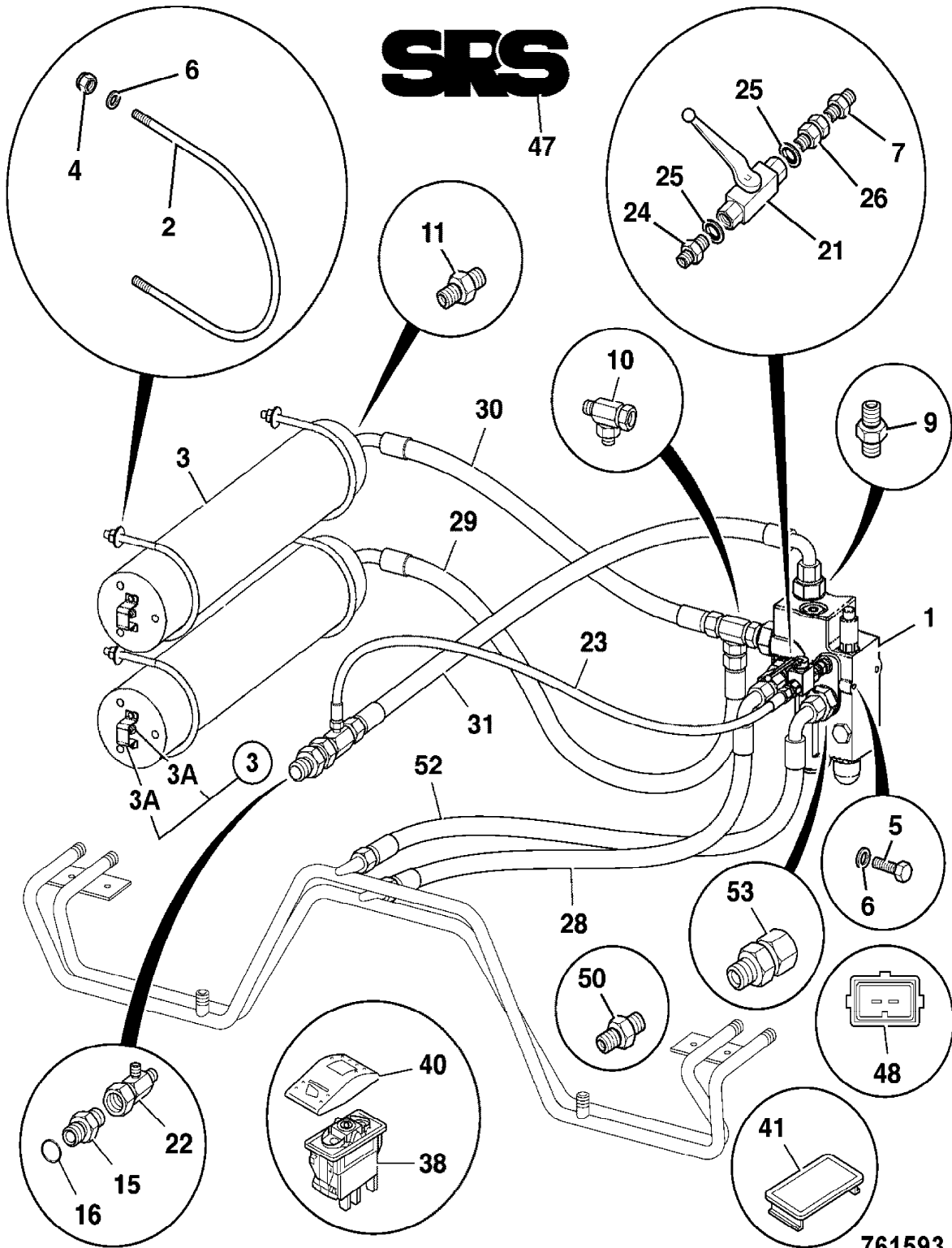
Details

Machine group

From serial no.

To serial no.

SRS



761593

9802/2740 E1-15-1 HOSE AND PIPEWORK, FAN MOTOR, COOLING BAY

Illustration

Machines

Top of catalogue

| Item | Part no. | Change No. | Description | Remarks | Usage code | Qty |
|------|------------|------------|--|--------------------|------------|-----|
| 0A | 30/925628 | | Fan, cooling, 28" | | | 1 |
| 0B | 20/925694 | | Motor, hydraulic, proportional | See note 1 | | 1 |
| | 20/925723 | | Motor, hydraulic, proportional | | | 1 |
| 2 | 331/53398 | | Coupling, fan drive | | | 1 |
| 4 | 1305/0105D | | Screw, 5/16 x 7/8" | Fan to coupling | | 4 |
| 5 | 1420/0007D | | Washer, M8 plain | | | 4 |
| 6 | 1391/3408D | | Capscrew | | | 6 |
| 8 | 1620/0006 | | Adapter, 39.5mm lg. M/M | | | 1 |
| 8A | 2401/0015 | | O Ring | | | 1 |
| 9 | 1620/0010 | | Adapter, includes 'o'ring | | | 1 |
| 9A | 2301/0015 | | O Ring | | | 1 |
| 11 | 613/80242 | | Hose | Hose,fan motor,out | | 1 |
| 12 | 616/80150 | | Hose | Hose,fan motor,in | | 1 |
| 13 | 264/01001 | | Clamp | | | 2 |
| 14 | 2401/0210 | | O Ring | | | 1 |
| 15 | 821/10087 | | Clip | | | 3 |
| 16 | 821/00306 | | Clip, 'P' (size No.6), 20mm clamp diameter | | | 3 |
| 17 | 1315/0205D | | Setscrew, M6 x 20mm long | | | 3 |
| 18 | 1420/0006D | | Washer, M6 plain | | | 6 |
| 19 | 1370/0103D | | Nut, M6 lock | | | 3 |
| 20 | 821/00183 | | Clamp, top | | | 1 |
| 21 | 821/00184 | | Clamp, base | | | 1 |
| 22 | 821/00185 | | Insert, clamp | | | 1 |
| 23 | 1315/0408D | | Setscrew, M10 x 30 | | | 1 |
| 24 | 1420/0008D | | Washer, M10 | | | 2 |
| 25 | 1370/0303D | | Nut, M10 | | | 1 |
| 26 | 121/77603 | | Tie, cable, L=300mm x W=7.6mm | | | 6 |
| 27 | 926/04800 | | Strip, edging | | | A/R |
| 29 | 1425/0008Z | | Washer, Spring M10 | | | 4 |
| | | | | | | |

| | | | | | | |
|----|-----------|------------------|----------------------|------------|--|-----|
| 30 | 816/90618 | S/N1231503 on | Adapter, elbow | | | 1 |
| 31 | 631/80066 | S/N1231503 on | Hose, 1/4BSPx 5150mm | | | 1 |
| 32 | 4101/0200 | | Fluid, locking | For item 4 | | A/R |

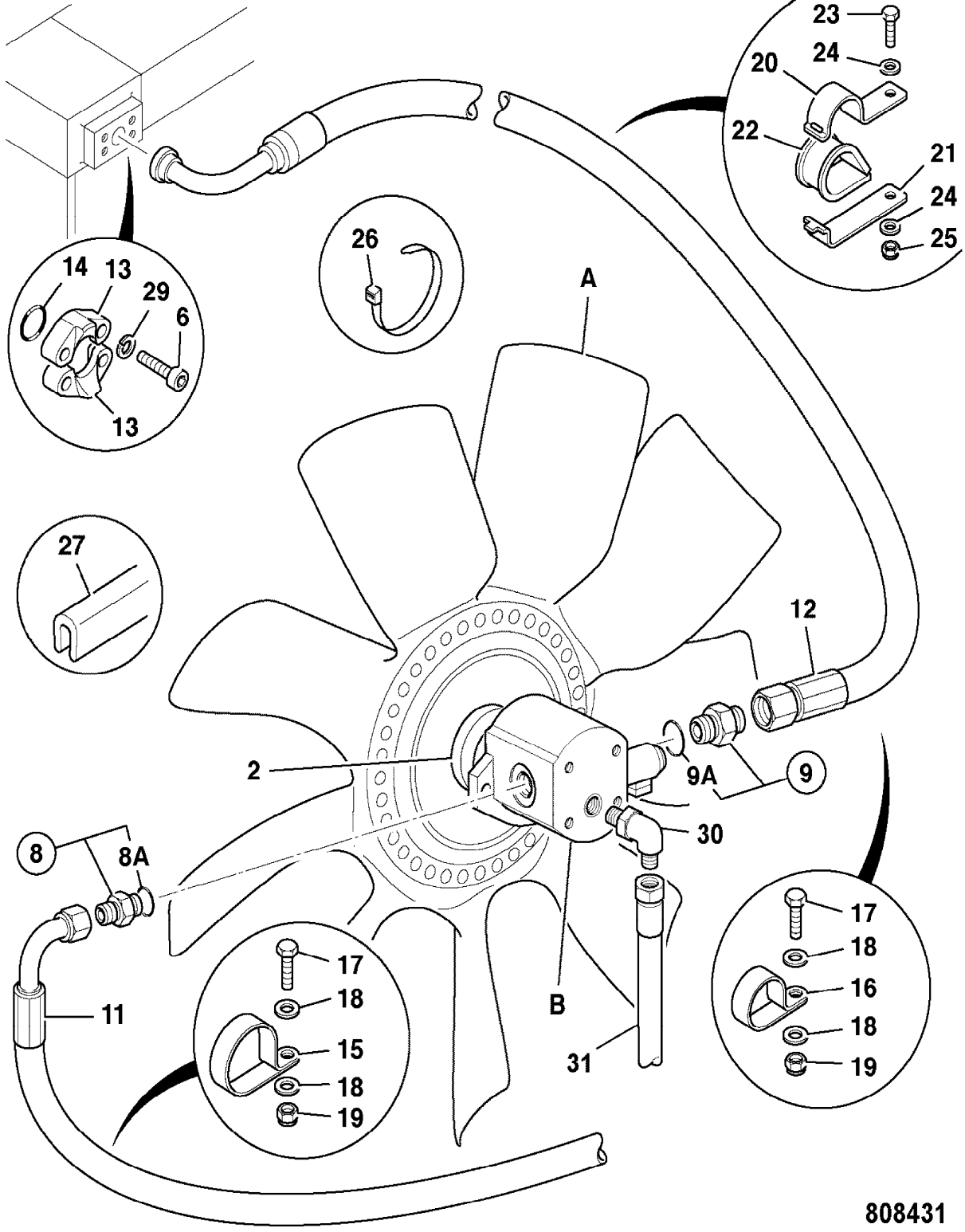
Note 1

Replaced with 20/925723 + hose 631/80066 + adapter 816/90618

Machine groups

Details

| Machine group | From serial no. | To serial no. |
|---------------|-----------------|---------------|
| .426 | 1231503 | |
| 426 | 1231503 | |



808431

9802/2740 E1-15-5 HOSE AND PIPEWORK, REVERSE FAN MOTOR, COOLING BAY

Illustration

Machines

Top of catalogue

| Item | Part no. | Change No. | Description | Remarks | Usage code | Qty |
|------|------------|------------|---|-----------------------|------------|-----|
| 0A | 30/925628 | | Fan, cooling, 28" | | | 1 |
| 0B | 20/925707 | | Motor, reverse fan | | | 1 |
| 0C | 721/11440 | | Harness, link | | | 1 |
| 2 | 331/53398 | | Coupling, fan drive | | | 1 |
| 4 | 816/00335 | | Adapter, 90 elbow | | | 1 |
| 5 | 631/80062 | | Hose, 1/4 x 5150mm | | | 1 |
| 6 | 1620/0001 | | Adapter | | | 1 |
| 8 | 1620/0005 | | Adapter, 3/4"UNF o-ring boss, 1/2"BSP male | | | 1 |
| 8A | 2401/0506 | | O Ring | | | 1 |
| 9 | 1620/0009 | | Adapter | | | 1 |
| 9A | 2401/0507 | | O Ring | | | 1 |
| 11 | 613/80242 | | Hose | Hose,fan motor,out | | 1 |
| 12 | 616/80150 | | Hose | Hose,fan motor,in | | 1 |
| 13 | 264/01001 | | Clamp | | | 2 |
| 14 | 2401/0210 | | O Ring | | | 1 |
| 15 | 821/10087 | | Clip | | | 3 |
| 16 | 821/00306 | | Clip, 'P' (size No.6), 20mm clamp diameter | | | 3 |
| 17 | 1315/0205D | | Setscrew, M6 x 20mm long | | | 3 |
| 18 | 1420/0006D | | Washer, M6 plain | | | 6 |
| 19 | 1370/0103D | | Nut, M6 lock | | | 3 |
| 20 | 821/00183 | | Clamp, top | | | 1 |
| 21 | 821/00184 | | Clamp, base | | | 1 |
| 22 | 821/00185 | | Insert, clamp | | | 1 |
| 23 | 1315/0408D | | Setscrew, M10 x 30 | | | 1 |
| 24 | 1420/0008D | | Washer, M10 | | | 2 |
| 25 | 1370/0303D | | Nut, M10 | | | 1 |
| 26 | 121/77603 | | Tie, cable, L=300mm x W=7.6mm | | | 6 |
| 27 | 926/04800 | | Strip, edging | | | A/R |
| 29 | 1425/0008Z | | Washer, Spring M10 | | | 4 |

9802/2740 E1-17-1 HOSE AND PIPEWORK, STEER VALVE

Illustration

Machines

Top of catalogue

| Item | Part no. | Change No. | Description | Remarks | Usage code | Qty |
|------|------------|------------|--|------------|------------|-----|
| 1 | 35/902100 | | Valve, steer | | | 1 |
| 2 | 1620/0005 | | Adapter, 3/4"UNF o-ring boss, 1/2"BSP male | | | 4 |
| 2A | 2401/0506 | | :O Ring | | | 1 |
| 3 | 1620/0001 | | Adapter | | | 1 |
| 3A | 2401/0503 | | :O Ring | | | 1 |
| 6 | 613/80181 | | Hose, 1/2"BSP x 2080mm lg. | | | 1 |
| 25 | 615/29700 | | Hose, 2620 mm long | | | 1 |
| 28 | 335/11104 | | Bracket, with T adapter | | | 1 |
| 29 | 1315/0309D | | Setscrew, M8x35 | | | 1 |
| 30 | 1420/0007D | | Washer, M8 plain | | | 2 |
| 31 | 1370/0203D | | Nut, lock | | | 1 |
| 33 | 611/21200 | | Hose, 1/4BSP x 610mm | | | 1 |
| 36 | 816/10143 | | Adapter | | | 1 |
| 38 | 269/40962 | | Hose, "SLS" | Load sense | | 1 |
| 39 | 629/80093 | | Hose | | | 2 |
| 60 | 613/29700 | | Hose | | | 1 |

Machine groups

Details

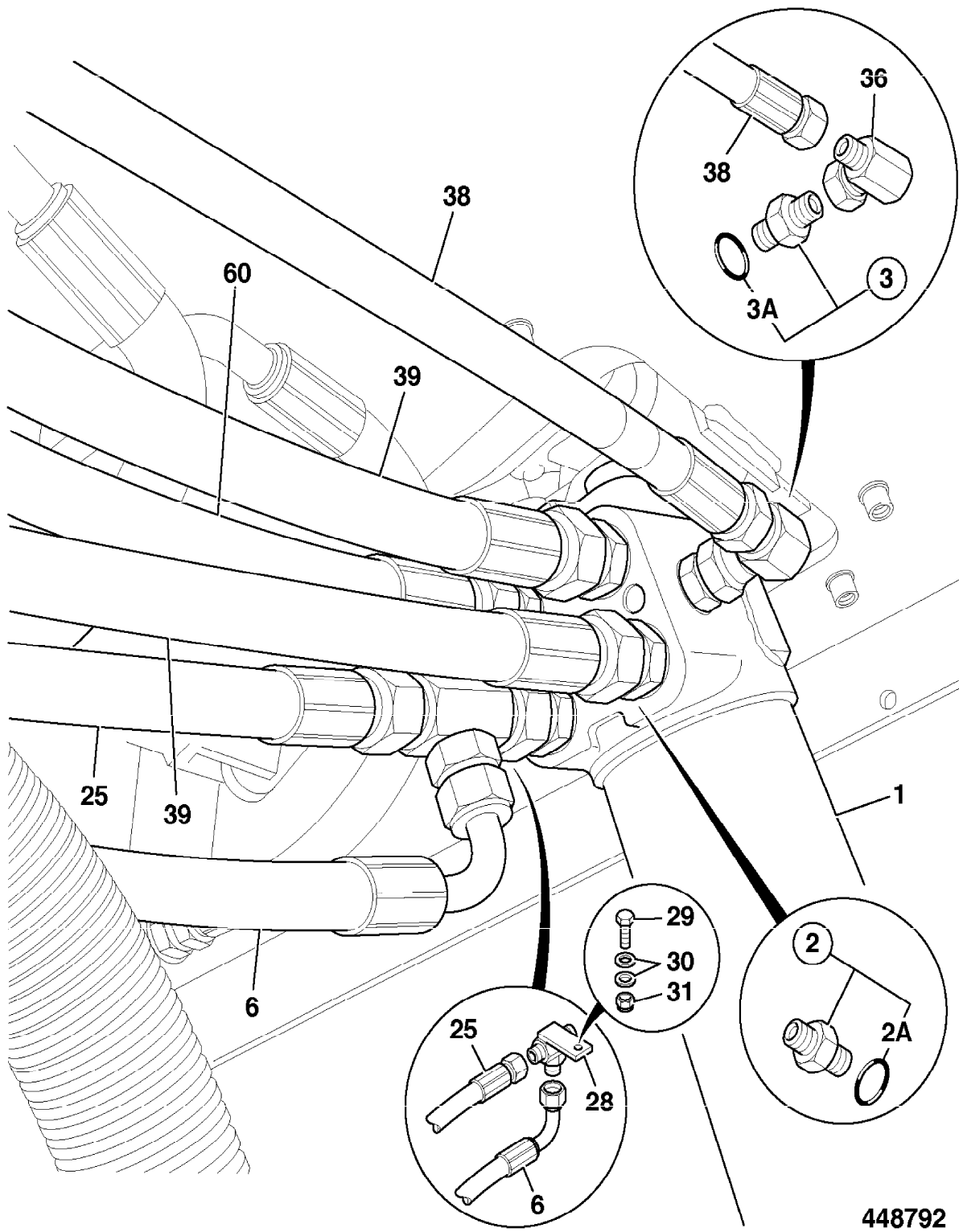
Machine group

From serial no.

To serial no.

.426

426



448792

9802/2740 E1-18-1 HOSE AND PIPEWORK, STEER RAMS

Illustration

Machines

Top of catalogue

| Item | Part no. | Change No. | Description | Remarks | Usage code | Qty |
|------|------------|------------|----------------------------|---------|------------|-----|
| 1 | 331/55901 | | Bracket, hose support | | | 1 |
| 2 | 821/00350 | | Clamp | | | 3 |
| 3 | 821/00300 | | Plate, clamp | | | 3 |
| 4 | 1315/3315D | | Bolt, M8x65, dacromet | | | 3 |
| 5 | 1420/0007D | | Washer, M8 plain | | | 6 |
| 6 | 1370/0203D | | Nut, lock | | | 3 |
| 13 | 613/28100 | | Hose | | | 2 |
| 14 | 613/31900 | | Hose, 1/2" BSP x 620mm lg. | | | 1 |
| 15 | 613/80017 | | Hose | | | 1 |

Machine groups

Details

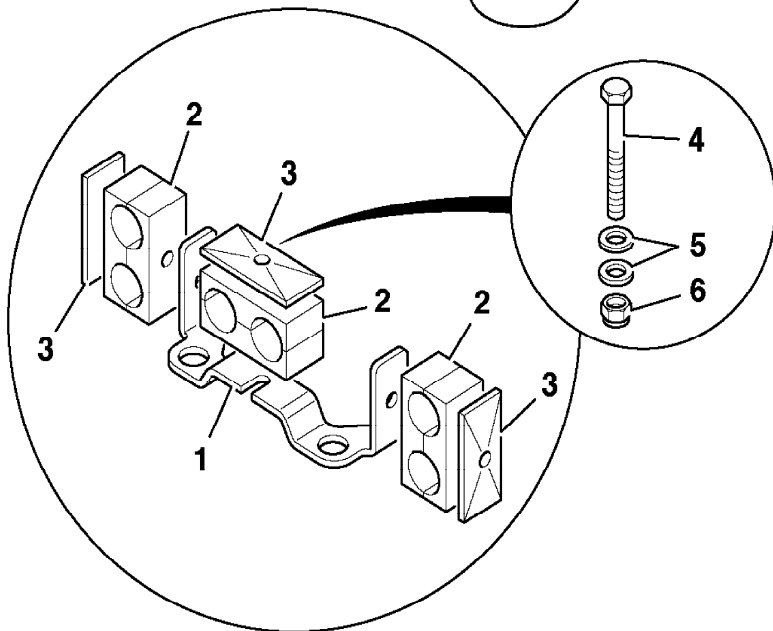
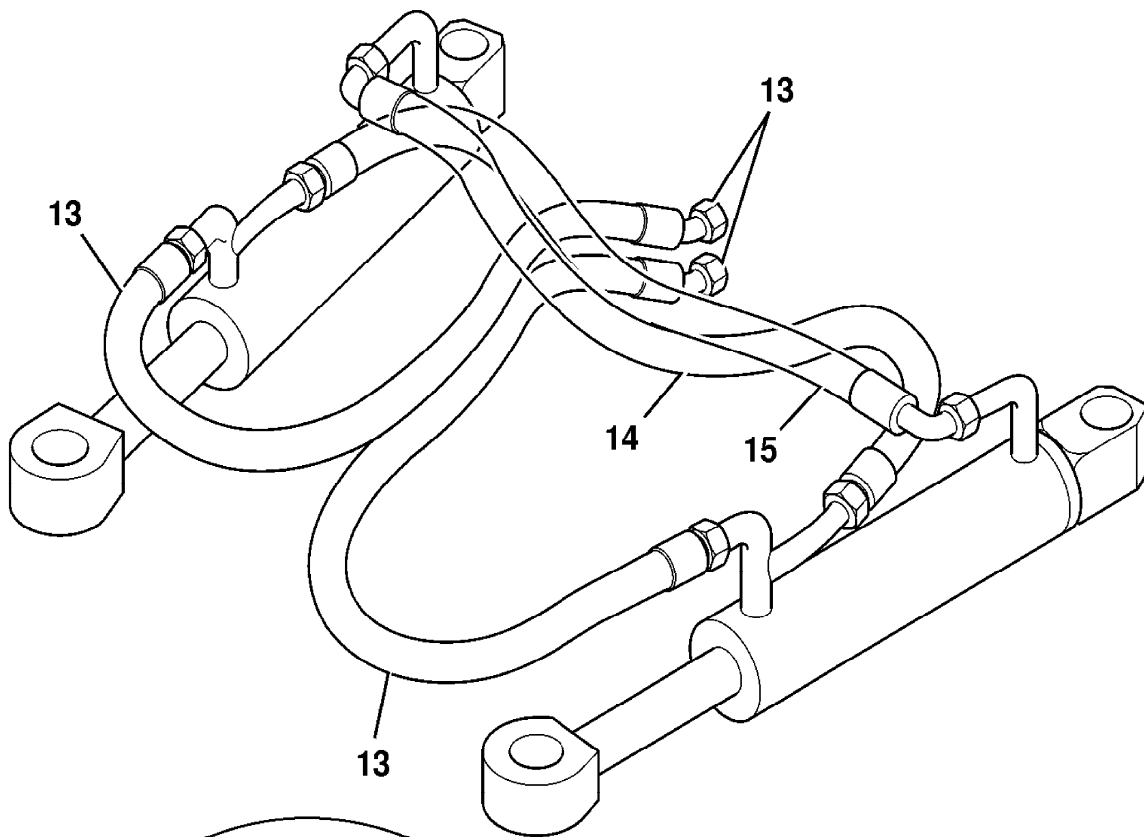
Machine group

From serial no.

To serial no.

.426

426



808400

9802/2740 E1-19-1 FILTER, HYDRAULIC, RETURN PIPE

Illustration

Machines

Top of catalogue

| Item | Part no. | Change No. | Description | Remarks | Usage code | Qty |
|------|------------|------------|---------------------------|---------|------------|-----|
| 1 | 668/40001 | | Pipe, assembly | | | 1 |
| 2 | 1620/0014 | | Adapter | | | 1 |
| 3 | 816/13170 | | Adapter | | | 1 |
| 4 | 25/220465 | | Valve, check, 3 BAR | | | 1 |
| 5 | 821/00405 | | Circlip | | | 1 |
| 6 | 816/50131 | | Adapter, tee | | | 1 |
| 7 | 638/80000 | | Hose, assembly | | | 1 |
| 8 | 816/13211 | | Adapter, with bracket | | | 1 |
| 9 | 265/02930 | | Clamp, half, servo hose | | | 2 |
| 10 | 265/01560 | | Bracket | | | 1 |
| 11 | 1370/0303D | | Nut, M10 | | | 2 |
| 12 | 1420/0008D | | Washer, M10 | | | 4 |
| 13 | 1315/0407D | | Setscrew, M10 x 25mm long | | | 2 |
| 14 | 1604/0009 | | Adapter | | | 1 |
| 15 | 816/13169 | | Adapter, tee | | | 1 |
| 16 | 816/00189 | | Plug, blanking | | | 1 |

Machine groups

Details

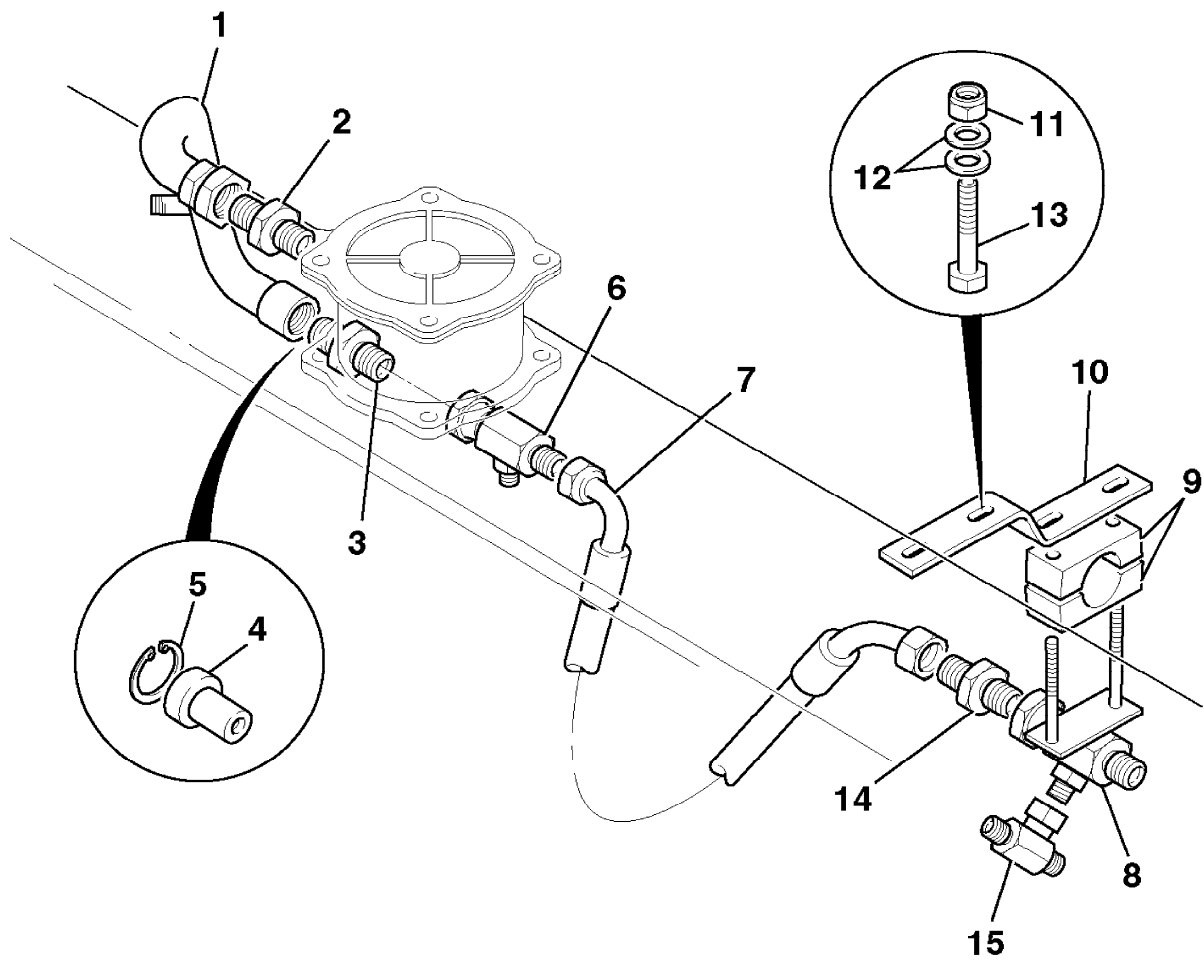
Machine group

From serial no.

To serial no.

.426

426



348010

9802/2740 E1-2-1 CIRCUIT, LOADER END, Z BAR

Illustration

Machines

Top of catalogue

| Item | Part no. | Change No. | Description | Remarks | Usage code | Qty |
|------|------------|------------|------------------------------|---|------------|-----|
| 1 | 335/06384 | | :Pipe, lift ram | | | 1 |
| 1A | 816/00193 | | Cap, blanking 1"BSP, steel | | | 2 |
| | 816/90205 | | Cap, blanking 1" BSP, female | Replaces 816/00193 | | 2 |
| 3 | 615/01200 | | Hose, 3/4" x 1020mm | | | 4 |
| 4 | 616/80068 | | Hose | | | 2 |
| | 616/80101 | | Hose | Used when load suspension is fitted | | 2 |
| 8 | 1420/0008D | | Washer, M10 | | | 4 |
| 9 | 1370/0303D | | Nut, M10 | | | 2 |
| 10 | 616/21400 | | Hose | | | 2 |
| 11 | 1315/3412D | | Bolt, M10 x 50 | | | 2 |
| 13 | 264/01001 | | Clamp | | | 8 |
| 14 | 1391/3409D | | Capscrew, M10X35 | | | 16 |
| 15 | 1425/0008D | | Washer, spring, M10 | | | 16 |
| 16 | 828/00417 | | O Ring, 1"SAE | | | 4 |
| 17 | 1315/0408Z | | Bolt, M10x30 | | | 1 |
| 18 | 821/00442 | | Body, clamp | | | 2 |
| 19 | 821/00443 | | Plate, cover | | | 1 |
| 20 | 1315/3318D | | Bolt, M8 x 80mm | | | 1 |
| 22 | 826/01106 | | Nut, rivet,M8 | | | 2 |
| 24 | 265/00938 | | Plate, mounting hose clamp | | | 1 |
| 25 | 1420/0007D | | Washer, M8 plain | | | 3 |
| 26 | 1315/3312D | | Bolt | | | 2 |

Machine groups

Details

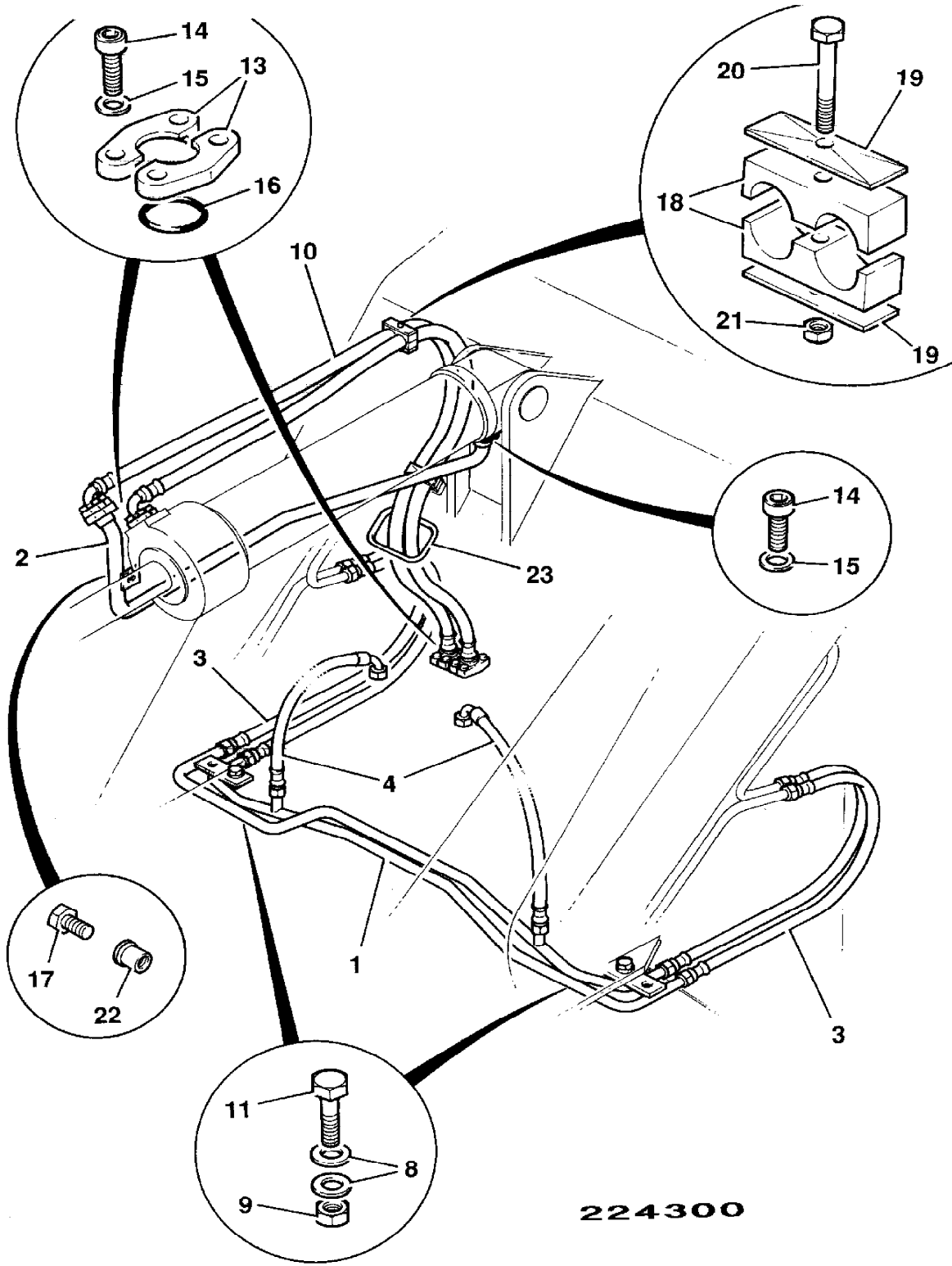
Machine group

From serial no.

To serial no.

.426

426



224300

9802/2740 E1-20-1 HOSE AND PIPEWORK, HYDRAULIC OIL COOLER

Illustration

Machines

Top of catalogue

| Item | Part no. | Change No. | Description | Remarks | Usage code | Qty |
|------|------------|------------|----------------------------|------------|------------|-----|
| 0A | 30/925580 | | Cooler, hydraulic oil | | | 1 |
| 1 | TBA | | Part number, Not Yet Known | Cooler in | | 1 |
| 2 | 616/80215 | | Hose | Cooler out | | 1 |
| 3 | 264/01001 | | Clamp | | | 4 |
| 4 | 2401/0210 | | O Ring | | | 2 |
| 5 | 1391/3408D | | Capscrew | | | 8 |
| 6 | 1425/0008Z | | Washer, Spring M10 | | | 8 |
| 7 | 821/00183 | | Clamp, top | | | 1 |
| 8 | 821/00184 | | Clamp, base | | | 1 |
| 9 | 821/00185 | | Insert, clamp | | | 1 |
| 11 | 1315/0408D | | Setscrew, M10 x 30 | | | 1 |
| 12 | 1420/0008D | | Washer, M10 | | | 2 |
| 13 | 1370/0303D | | Nut, M10 | | | 1 |

Machine groups

Details

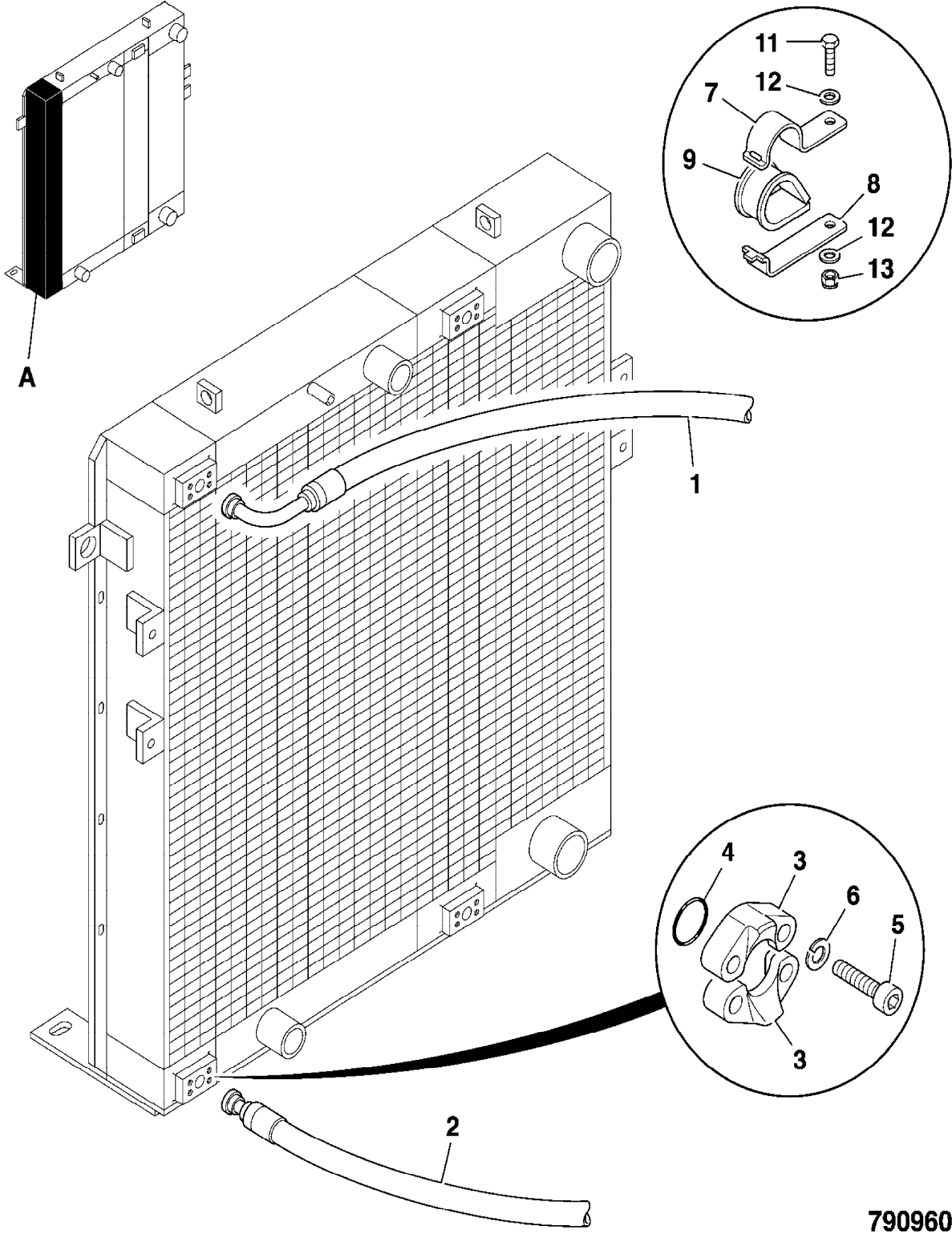
Machine group

From serial no.

To serial no.

.426

426



790960

9802/2740 E1-21-1 FILTER, HYDRAULIC

Illustration

Machines

Top of catalogue

| Item | Part no. | Change No. | Description | Remarks | Usage code | Qty |
|------|------------|------------|-----------------------------|---------|------------|-----|
| 1 | 581/18071 | | Filter, assembly, hydraulic | | | 1 |
| 2 | 990/00090 | | :Element, filter, 10 micron | | | 1 |
| 3 | 32/100303 | | :Bridge | | | 1 |
| 4 | . | | :'See Remark' | Seal | | 1 |
| 5 | 581/07006 | Superseded | :Nut | | | 4 |
| | 32/925294 | | :Nut, flange | | | 4 |
| 5A | 581/07005 | | :Stud | | | 4 |
| 6 | 581/07003 | | :O Ring | | | 1 |
| 7 | 32/100304 | | :O Ring | | | 1 |
| 8 | 32/904301 | | :Seal, hydraulic filter | | | 1 |
| 9 | 581/07004 | | :Cover | | | 1 |
| 10 | 581/07002 | | :Housing, filter | | | 1 |
| 11 | 32/925358 | | :Spring | | | 1 |
| 12 | 32/100307 | | :Valve, by-pass, assembly | | | 1 |
| 13 | 1420/0008Z | | :Washer, Plain M10 | | | 4 |
| 14 | 1315/0407Z | | :Bolt, M10x25 | | | 4 |
| 15 | 581/07008 | | :Gasket, filter element | | | 1 |

Machine groups

Details

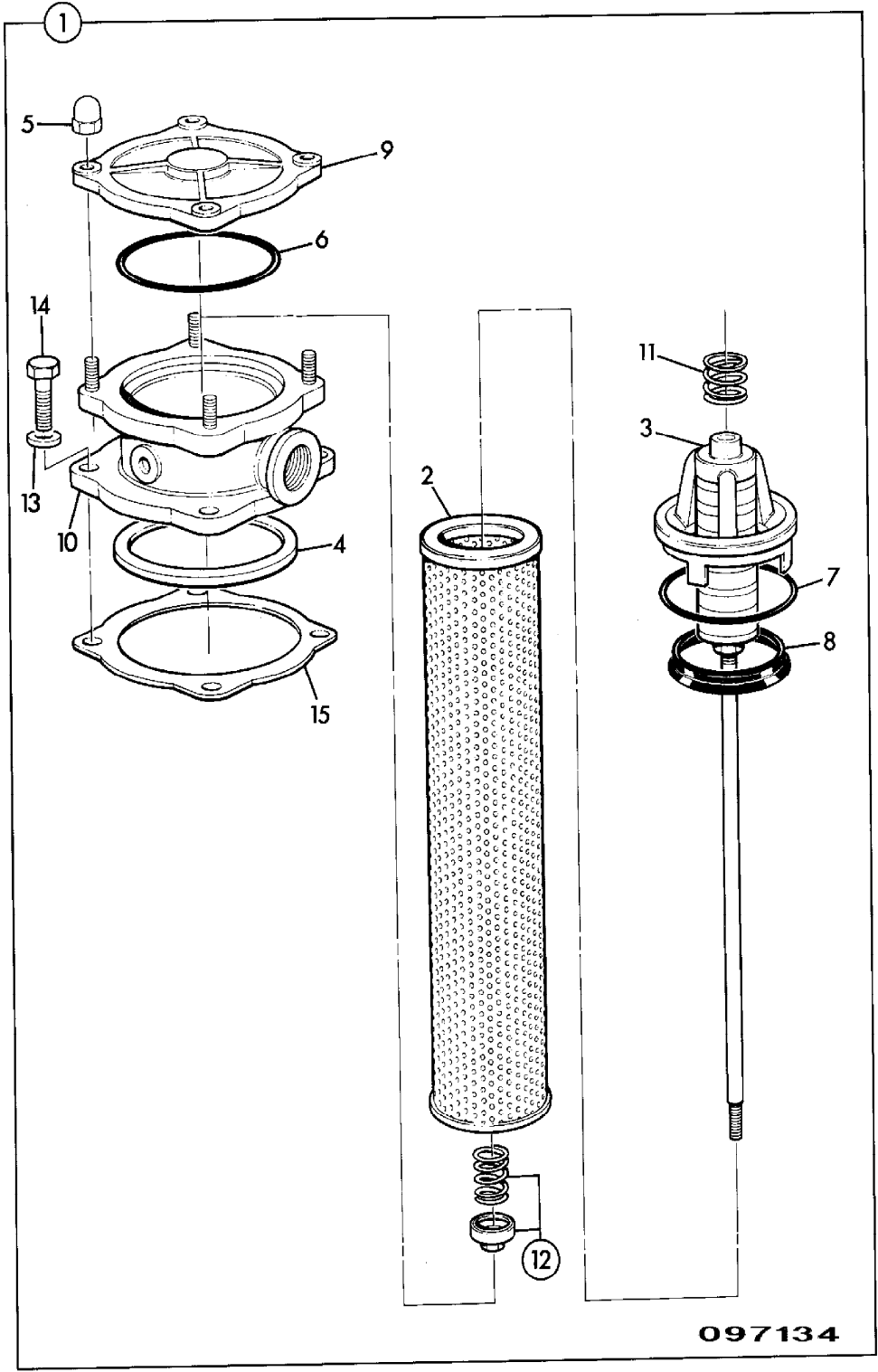
Machine group

From serial no.

To serial no.

.426

426



097134

9802/2740 E1-23-1 HOSE AND PIPEWORK, LOADER VALVE

Illustration

Machines

Top of catalogue

| Item | Part no. | Change No. | Description | Remarks | Usage code | Qty |
|------|------------|------------|------------------------------|-------------------------------------|------------|-----|
| 0A | 25/905500 | | Valve, check | | | 1 |
| 0B | 613/80246 | | Hose | | | 1 |
| 0C | 1604/0004 | | Adapter, male/male | | | 1 |
| 0D | 1406/0018 | | Seal, bonded, 1/2" BSP | | | 2 |
| 0E | 816/40016 | | Adapter, 90 | | | 1 |
| 1 | . | | 'See Remark' | Loader valve | | 1 |
| 3 | 265/02145 | | Hose, servo | ID label 1 | | 1 |
| 4 | 265/02146 | | Hose, servo | ID label 2 | | 1 |
| 5 | 265/02147 | | Hose, servo | ID label 3 | | 1 |
| 6 | 265/02148 | | Hose, servo | ID label 4 | | 1 |
| 7 | 616/80076 | | Hose | 426 | | 1 |
| 8 | 616/80051 | | Hose | | | 1 |
| 9 | 616/80056 | | Hose, feed | | | 1 |
| 10 | 828/00418 | | O Ring | | | 2 |
| 11 | 269/40962 | | Hose, "SLS" | | | 1 |
| 12 | 1391/3509D | | Capscrew, M12 X 35LG | | | 8 |
| 13 | 1425/0009D | | Washer, M12 spring | | | 8 |
| 14 | 264/12501 | | Clamp, split flange | | | 4 |
| 18 | 629/21800 | | Hose, 1/2" x 1200mm long | | | 2 |
| 20 | 269/30601 | | Hose, servo, T | | | 1 |
| 34 | 616/80055 | | Hose | | | 2 |
| 35 | 616/80068 | | Hose | | | 2 |
| | 616/80101 | | Hose | Used when load suspension is fitted | | 2 |
| 50 | 265/02149 | | Hose, servo | | | 1 |
| 51 | 265/02150 | | Hose, servo | | | 1 |
| 56 | 1391/3509D | | Capscrew, M12 X 35LG | | | 8 |
| 68 | . | | 'See Remark' | Hose | | 1 |
| 80 | 816/00464 | | Adapter, elbow - male/female | | | 1 |

Machine groups

Details

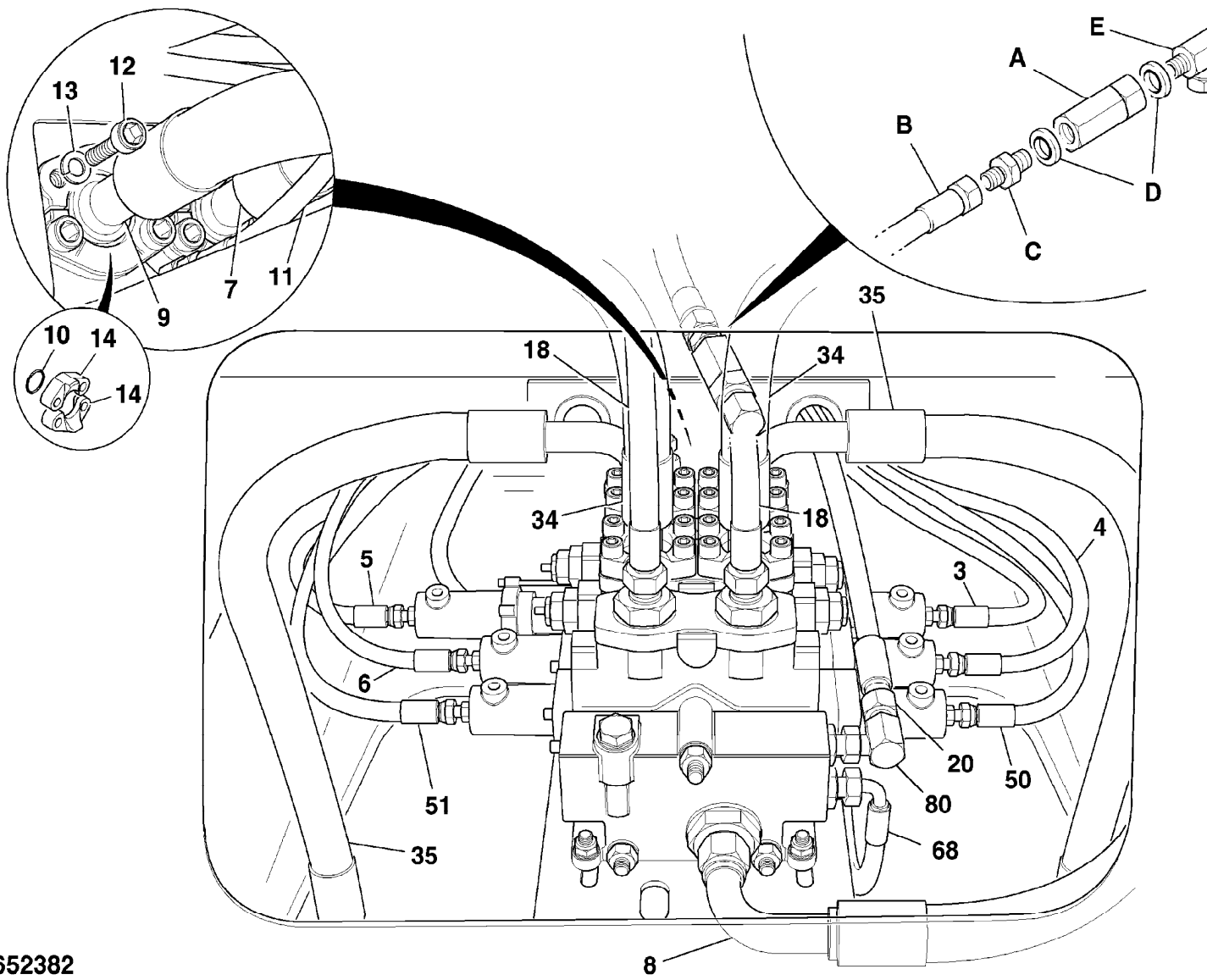
Machine group

From serial no.

To serial no.

.426

426



652382

9802/2740 E1-24-1 HOSE AND PIPEWORK, SOLENOID PROP., PILOT VALVE, 3 SPOOL

Illustration

Machines

Top of catalogue

| Item | Part no. | Change No. | Description | Remarks | Usage code | Qty |
|------|------------|------------|------------------------------------|-------------------------------|------------|-----|
| 1 | 25/222707 | | Valve, assembly, prop. pilot valve | See section E3 for components | | 1 |
| 3 | 611/23900 | | Hose | | | 1 |
| 4 | 611/28900 | | Hose | | | 1 |
| 5 | 1620/0002 | | Adapter | | | 4 |
| 5A | 2401/0505 | | :O Ring | | | 4 |
| 6 | 1391/3318D | | Capscrew, M8 x 80mm, GRADE 12.9 | | | 2 |
| 7 | 1420/0007D | | Washer, M8 plain | | | 2 |
| 8 | 721/11945 | | Harness, valve block, 3 spool | | | 1 |
| 9 | 611/22100 | | Hose, 1/4BSPx500 | Hose P | | 1 |
| 10 | 611/80141 | | Hose, 1/4" BSP x 750mm | Hose T | | 1 |
| 11 | 816/50031 | | Adapter, Tee | | | 1 |
| 12 | 816/00367 | | Adapter, M/M/F | | | 1 |
| 13 | 648/31901 | | Hose, 800mm long | | | 2 |
| 16 | 816/00294 | | Plug, blanking | | | 2 |

Machine groups

Details

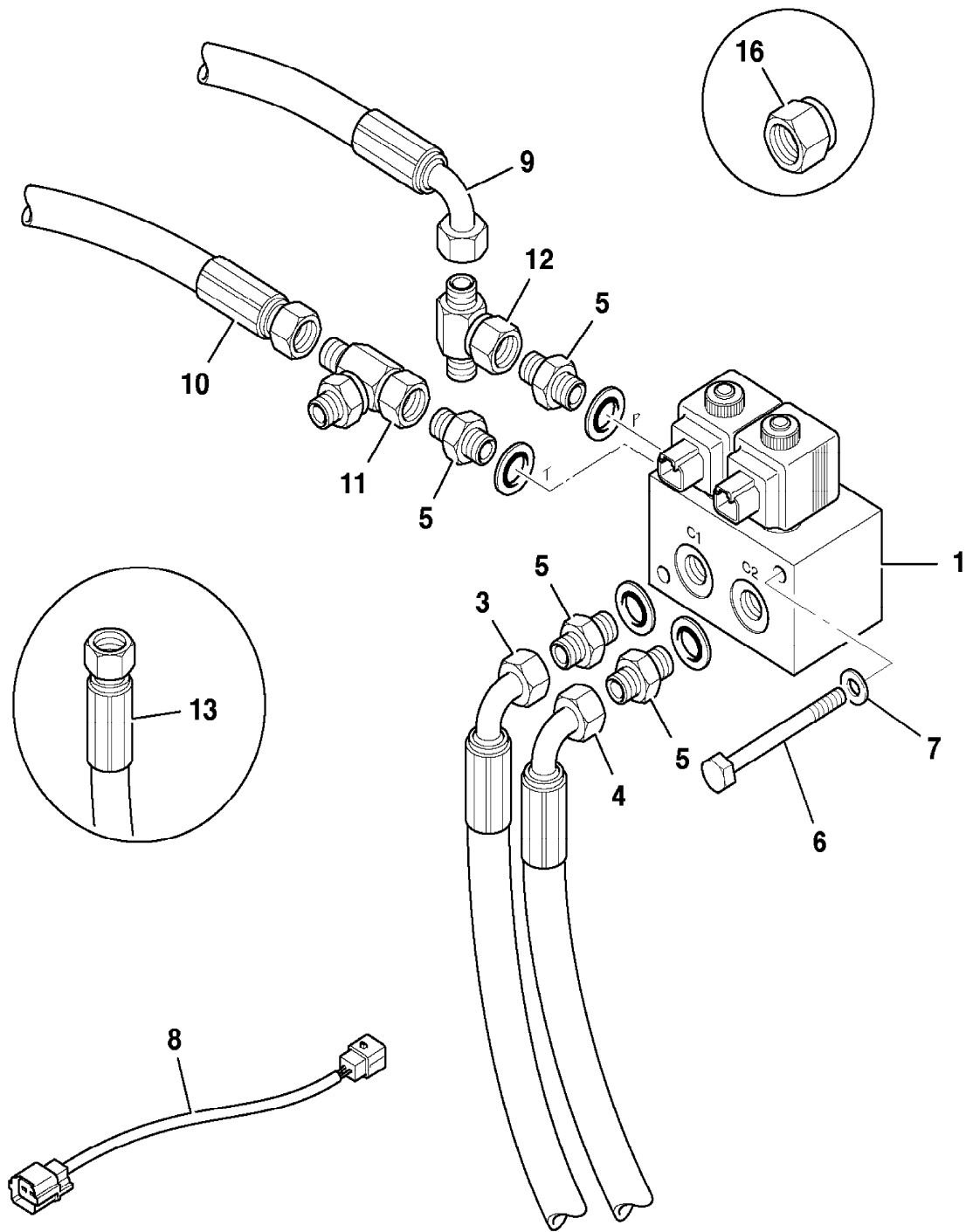
Machine group

From serial no.

To serial no.

.426

426



796672

9802/2740 E1-25-1 HOSE AND PIPEWORK, SOLENOID PROP., PILOT VALVE, 4 SPOOL

Illustration

Machines

Top of catalogue

| Item | Part no. | Change No. | Description | Remarks | Usage code | Qty |
|------|------------|------------|------------------------------------|-------------------------------|------------|-----|
| 1 | 25/222708 | | Valve, assembly, prop. pilot valve | See section E3 for components | | 1 |
| 3 | 611/23900 | | Hose | | | 2 |
| 4 | 611/28900 | | Hose | | | 2 |
| 5 | 1620/0002 | | Adapter | | | 6 |
| 5A | 2401/0505 | | :O Ring | | | 6 |
| 6 | 1391/3318D | | Capscrew, M8 x 80mm, GRADE 12.9 | | | 2 |
| 7 | 1420/0007D | | Washer, M8 plain | | | 2 |
| 8 | 721/11944 | | Harness, valve block, 4 spool | | | 1 |
| 9 | 611/22100 | | Hose, 1/4BSPx500 | | | 1 |
| 10 | 611/80141 | | Hose, 1/4"BSP x 750mm | | | 1 |
| 11 | 816/50031 | | Adapter, Tee | | | 1 |
| 12 | 816/00367 | | Adapter, M/M/F | | | 1 |
| 13 | 648/31901 | | Hose, 800mm long | | | 2 |
| 16 | 816/00294 | | Plug, blanking | | | 2 |

Machine groups

Details

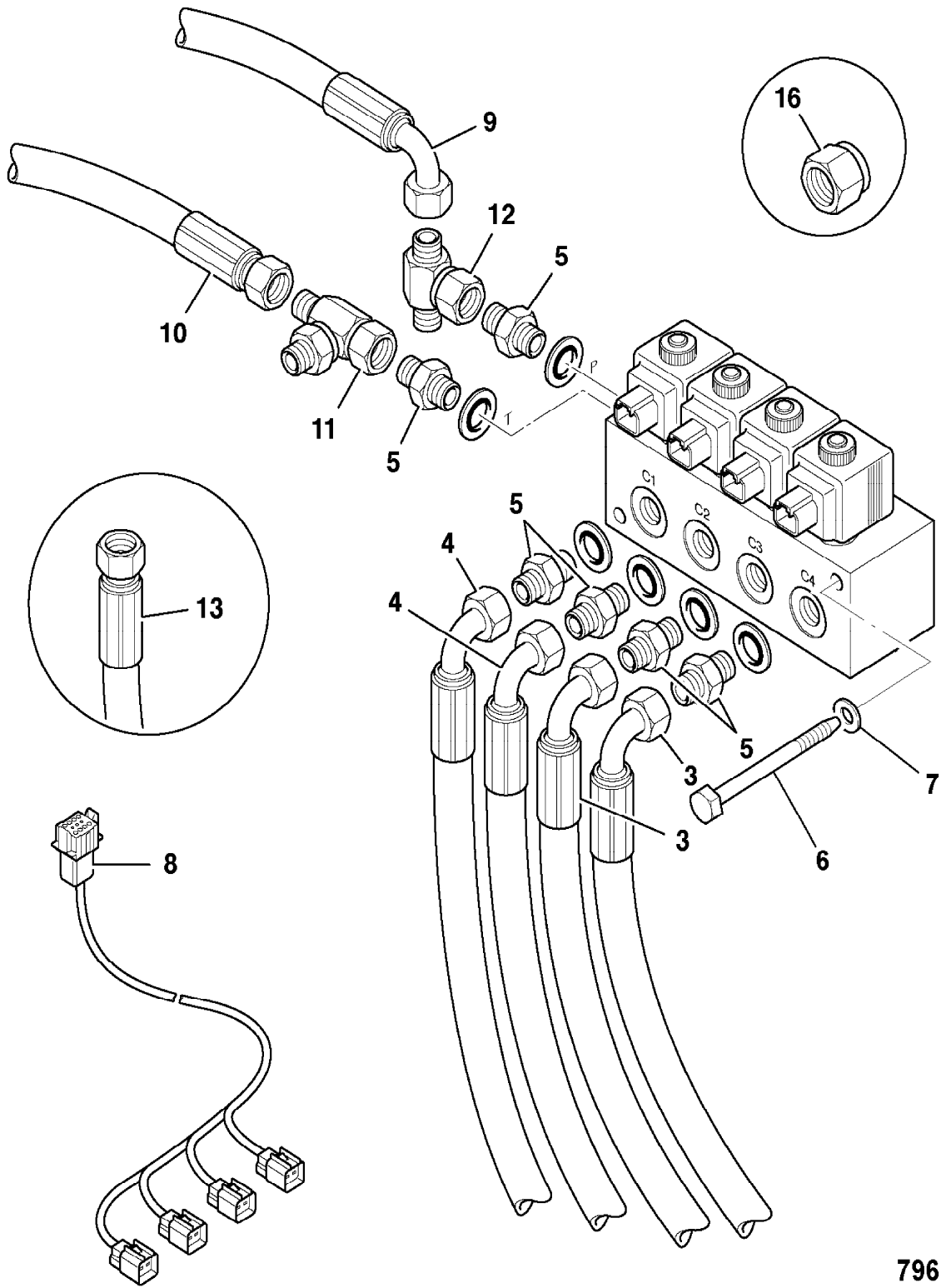
Machine group

From serial no.

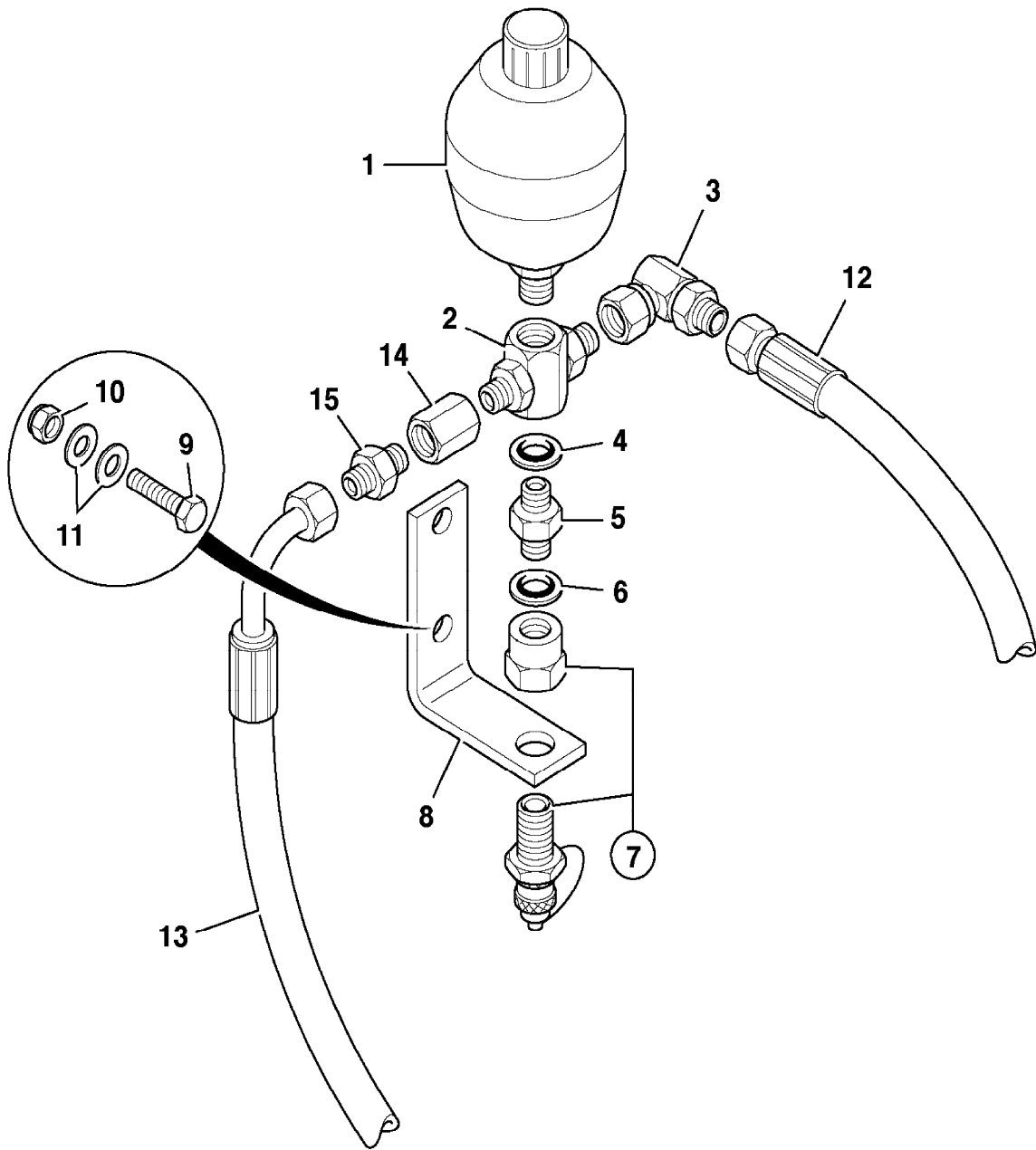
To serial no.

.426

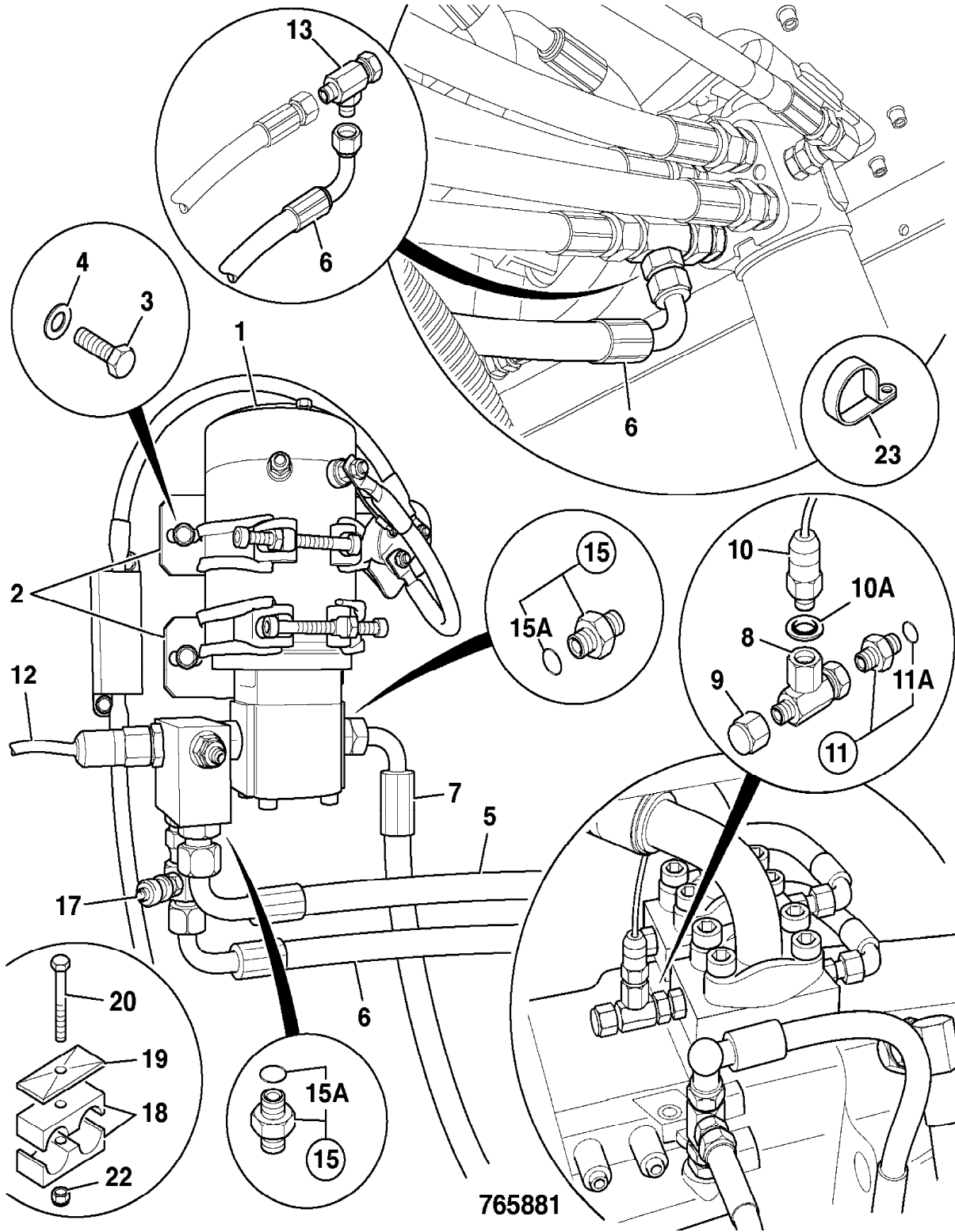
426



796693



796790



| | | | | | | |
|----|------------|--|---------------------------------|--|--|---|
| 23 | 331/22995 | | Bracket | | | 1 |
| 27 | 721/11922 | | Harness, quickhitch, loader arm | | | 1 |
| 28 | 1315/0212Z | | Screw, M6 x 50 | | | 2 |
| 29 | 1315/0203D | | Setscrew | | | 1 |
| 30 | 1315/0301D | | Setscrew, M8 x 12mm | | | 1 |
| 32 | 701/60041 | | Switch, 24V | | | 1 |
| 33 | 701/58932 | | Switch, quickhitch, isolator | | | 1 |
| 34 | 701/60037 | | Gasket, switch | | | 1 |
| 44 | 821/00367 | | Clip | | | 1 |
| 45 | 821/00410 | | Clip, pipe | | | 2 |

Machine groups

Details

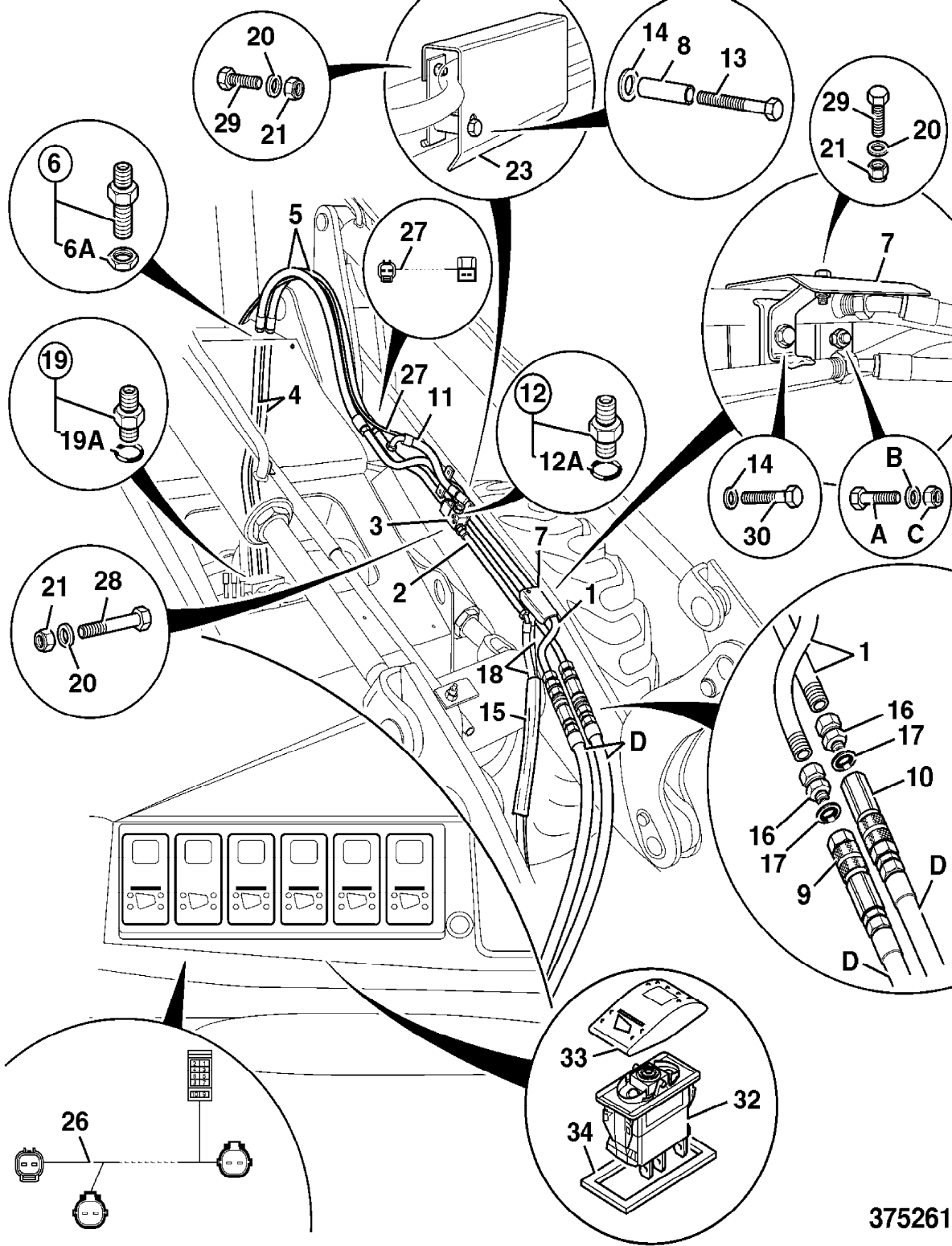
Machine group

From serial no.

To serial no.

.426

426



375261

9802/2740 E1-29-1 HOSE AND PIPEWORK, MAIN PUMP

Illustration

Machines

Top of catalogue

| Item | Part no. | Change No. | Description | Remarks | Usage code | Qty |
|------|------------|------------|---------------------------------------|---------|------------|-----|
| 0A | 933/20003 | | Adapter, suction port | | | 1 |
| 0C | 1315/0508D | | Setscrew | | | 4 |
| 0D | 823/00309 | | Washer, hardened | | | 4 |
| 0E | 2401/0223 | | O Ring | | | 1 |
| 1 | 826/01702 | | Screw, Set screw(Tuff Lock), M12 x 35 | | | 4 |
| 1A | 823/00309 | | Washer, hardened | | | 4 |
| 2 | 1620/0009 | | Adapter | | | 1 |
| 2A | 2401/0507 | | :O Ring | | | 1 |
| 3 | 816/13138 | | Adapter, tee | | | 1 |
| 4 | 701/80305 | | Switch, pressure | | | 1 |
| 5 | 816/00294 | | Plug, blanking | | | 1 |
| 7 | 649/51195 | | Hose, suction | | | 1 |
| 8 | 650/10143 | | Clip, hose | | | 2 |
| 9 | 933/17900 | | Flange, adapter | | | 2 |
| 10 | 828/00417 | | O Ring, 1"SAE | | | 4 |
| 11 | 264/01001 | | Clamp | | | 4 |
| 12 | 1391/3413D | | Capscrew | | | 8 |
| 13 | 1425/0008Z | | Washer, Spring M10 | | | 8 |
| 14 | 1620/0001 | | Adapter | | | 5 |
| 14A | 2401/0503 | | :O Ring | | | 1 |
| 15 | 1745/0001 | | Plug, 7/16"UNF, o ring boss | | | 1 |
| 15A | 2401/0503 | | :O Ring | | | 1 |
| 16 | 616/80056 | | Hose, feed | | | 1 |
| 17 | 616/80051 | | Hose | | | 1 |
| 48 | 611/24300 | | Hose | | | 2 |
| 50 | 269/30438 | | Hose, "SLS" | | | 1 |
| 51 | 816/50031 | | Adapter, Tee | | | 1 |
| 52 | 611/29500 | | Hose, 1/4"x 250 | | | 1 |
| 53 | 635/33500 | | Hose, low pressure | | | 1 |
| 54 | 828/00418 | | O Ring | | | 2 |

Machine groups

Details

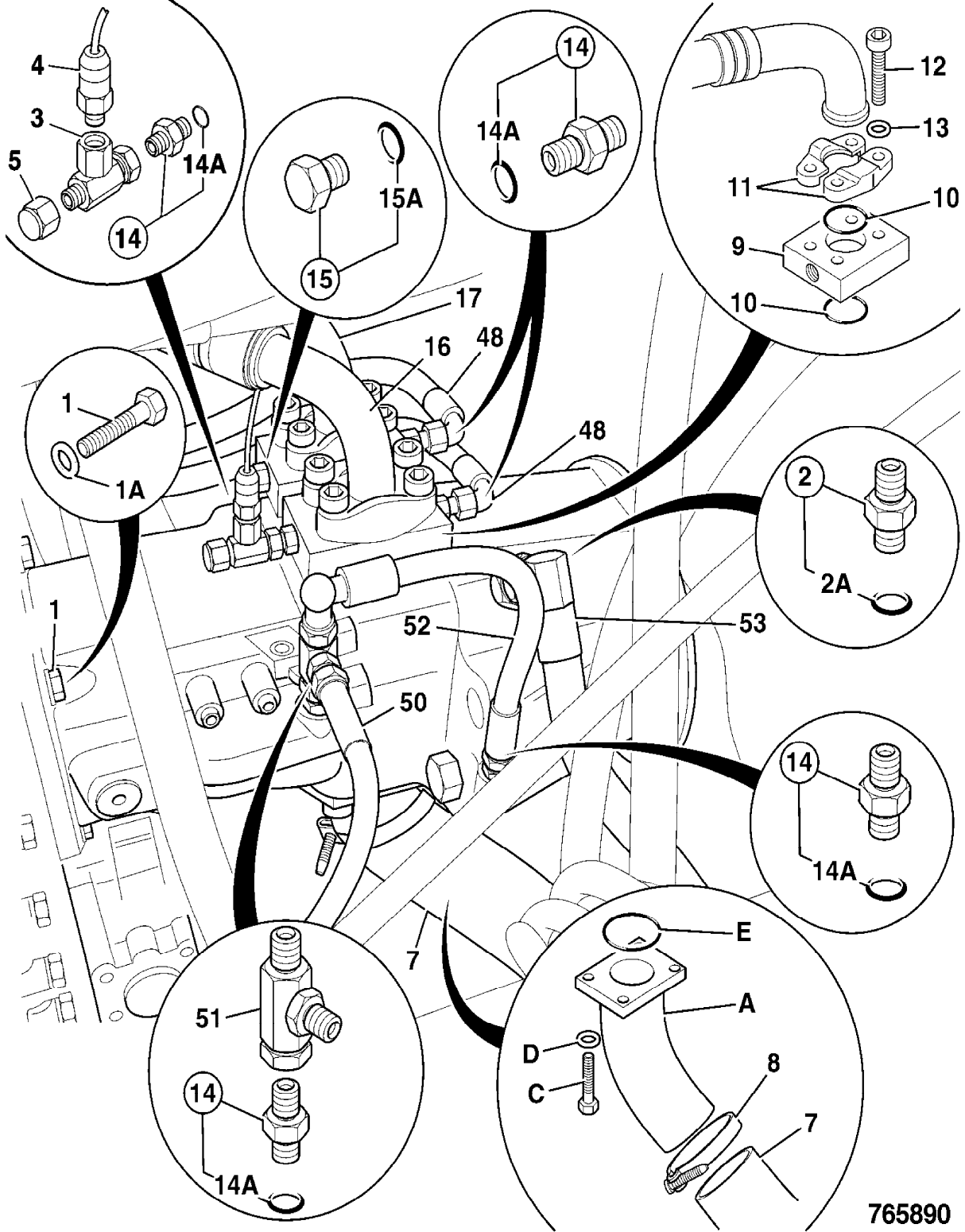
Machine group

From serial no.

To serial no.

.426

426



765890

9802/2740 E1-3-1 HOSE AND PIPEWORK, DIVERTER VALVE

Illustration

Machines

Top of catalogue

| Item | Part no. | Change No. | Description | Remarks | Usage code | Qty |
|------|------------|------------|------------------------|-----------------|------------|-----|
| 2 | 25/222711 | | Valve, diverter | | | 1 |
| 3 | 611/01000 | | Hose | C3 port | | 1 |
| 3A | 611/26600 | | Hose | C4 port | | 1 |
| 4 | 1620/0001 | | Adapter | | | 6 |
| 4A | 2401/0503 | | :O Ring | | | 1 |
| 5 | 1315/0305D | | Screw, set M8x20 | | | 2 |
| 6 | 1420/0007D | | Washer, M8 plain | | | 2 |
| 7 | 823/00537 | | Washer, sealing,rubber | | | 2 |
| 9 | 265/02150 | | Hose, servo | P1 port | | 1 |
| 10 | 265/02149 | | Hose, servo | P2 port | | 1 |
| 11 | 611/28900 | | Hose | C1 and C2 ports | | 2 |
| 12 | 331/50274 | | Plate, mounting | | | 1 |
| 13 | 1391/3112D | | Screw, cap, M5x50 | | | 2 |
| 14 | 1420/0005D | | Washer | | | 2 |

Machine groups

Details

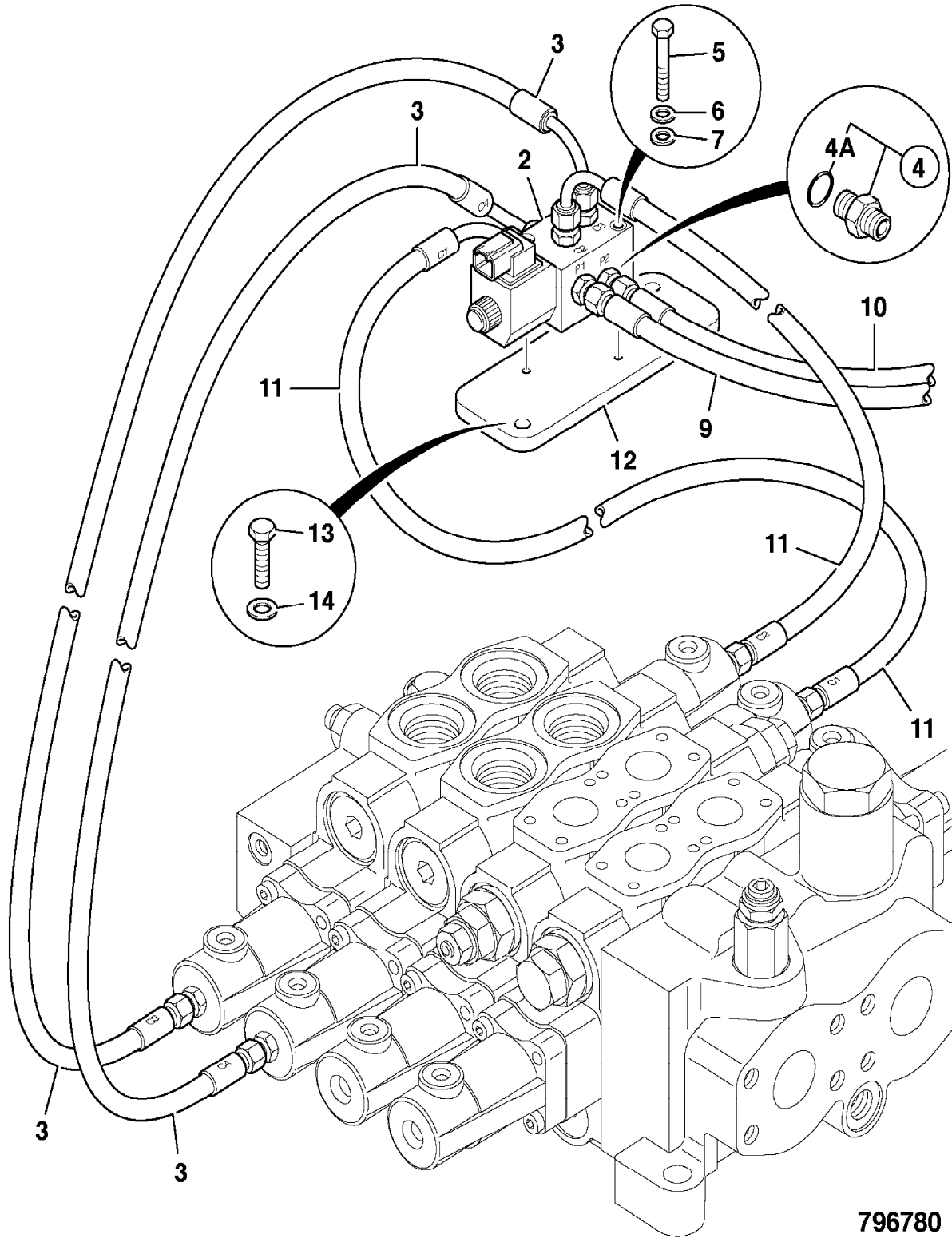
Machine group

From serial no.

To serial no.

.426

426



796780

9802/2740 E1-30-1 HOSE AND PIPEWORK, CHARGE PUMP

Illustration

Machines

Top of catalogue

| Item | Part no. | Change No. | Description | Remarks | Usage code | Qty |
|------|-----------|------------|---|---|------------|-----|
| 1 | 20/925468 | | Pump, charge | See E2-4-1 for details | | 1 |
| 3 | 1620/0004 | | Adapter, 3/4"UNF SAE "O" ring, 3/8"BSP male | | | 2 |
| 3A | 2401/0505 | | :O Ring | | | 1 |
| 5 | 1620/0006 | | Adapter, 39.5mm lg. M/M | | | 1 |
| 5A | 2401/0507 | | :O Ring | | | 1 |
| 7 | 1620/0012 | | Adapter, 1" BSP, M/M | | | 1 |
| 7A | 2401/0510 | | :O Ring | | | 1 |
| 9 | 701/80456 | | Switch, pressure, 120 bar | G Port | | 1 |
| 9A | 2401/0506 | | :O Ring | | | 1 |
| 10 | 816/55038 | | Adapter, tee, pressure test | | | 1 |
| 11 | 816/55040 | | Adapter, test | | | 1 |
| 14 | 613/80242 | | Hose | EF Port | | 1 |
| 47 | 637/80058 | | Hose | To tank. 816/00018 elbow fitted to tank port | | 1 |
| 47A | 816/00018 | | Adapter, 90 Degree | Fitted to tank port | | 1 |
| 49 | 629/80128 | | Hose, 3/8BSP x 1870Lg | A2 Port | | 1 |
| 50 | 629/80128 | | Hose, 3/8BSP x 1870Lg | A1 Port | | 1 |

Machine groups

Details

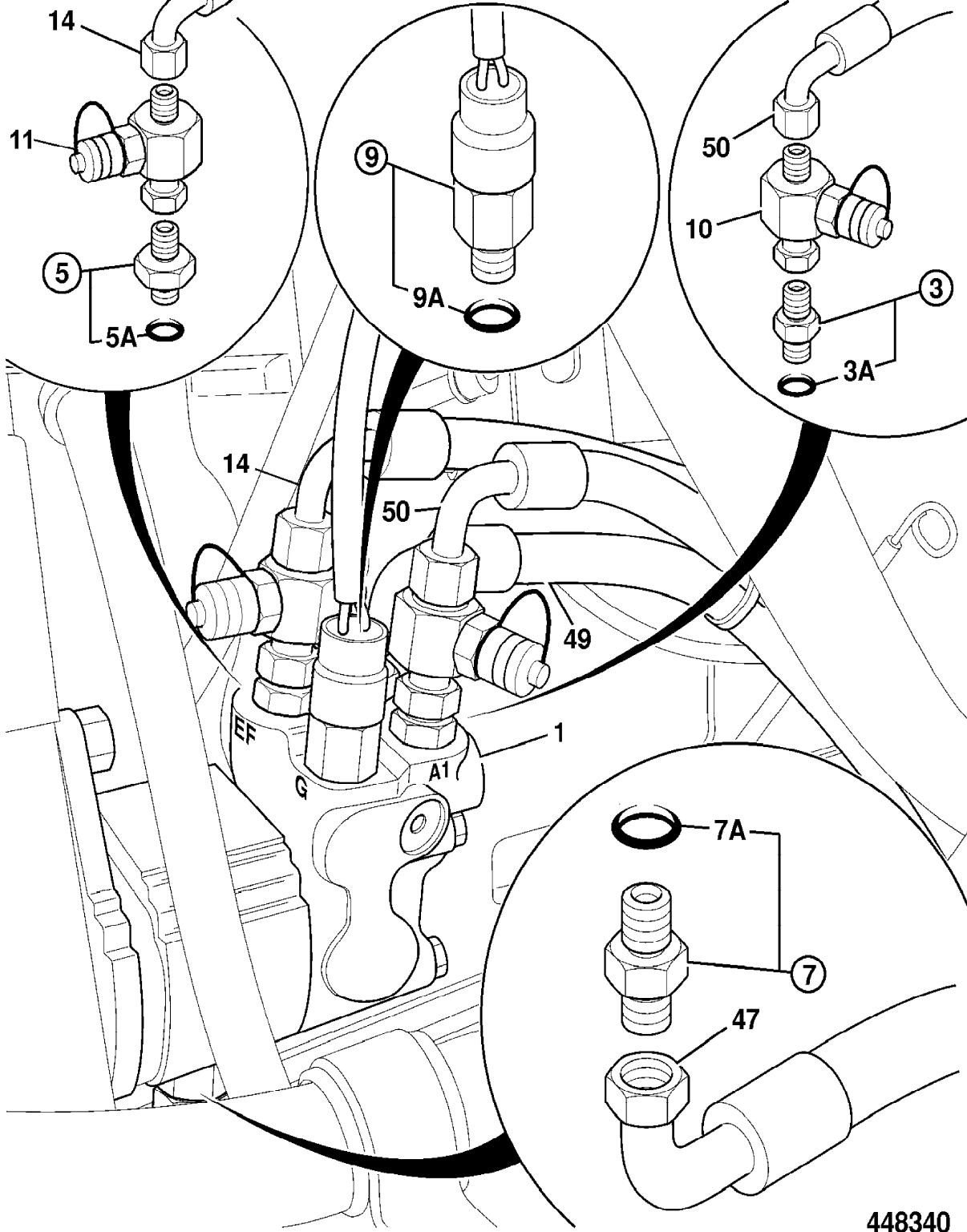
Machine group

From serial no.

To serial no.

.426

426



448340

9802/2740 E1-31-1 HOSE AND PIPEWORK, FAN MOTOR, COOLING BAY

Illustration

Machines

Top of catalogue

| Item | Part no. | Change No. | Description | Remarks | Usage code | Qty |
|------|------------|------------|---------------------------|-------------------|------------|-----|
| 0A | 20/925518 | | Motor, hydraulic | See also index E2 | | 1 |
| 0B | 1391/3408D | | Capscrew | | | 2 |
| 0C | 1420/0008D | | Washer, M10 | | | 2 |
| 0D | 1620/0002 | | Adapter | | | 1 |
| 0E | 1406/0011 | | Seal, bonded | | | 1 |
| 1 | 616/80150 | | Hose | | | 1 |
| 14 | 613/80242 | | Hose | | | 1 |
| 15 | 631/80062 | | Hose, 1/4 x 5150mm | | | 1 |
| 16 | 816/00335 | | Adapter, 90 elbow | | | 1 |
| 18 | 1620/0010 | | Adapter, includes 'o'ring | | | 1 |
| 19 | 816/17061 | | Adapter | | | 1 |
| 20 | 1406/0021 | | Seal, bonded 3/4" BSP | | | 2 |

Machine groups

Details

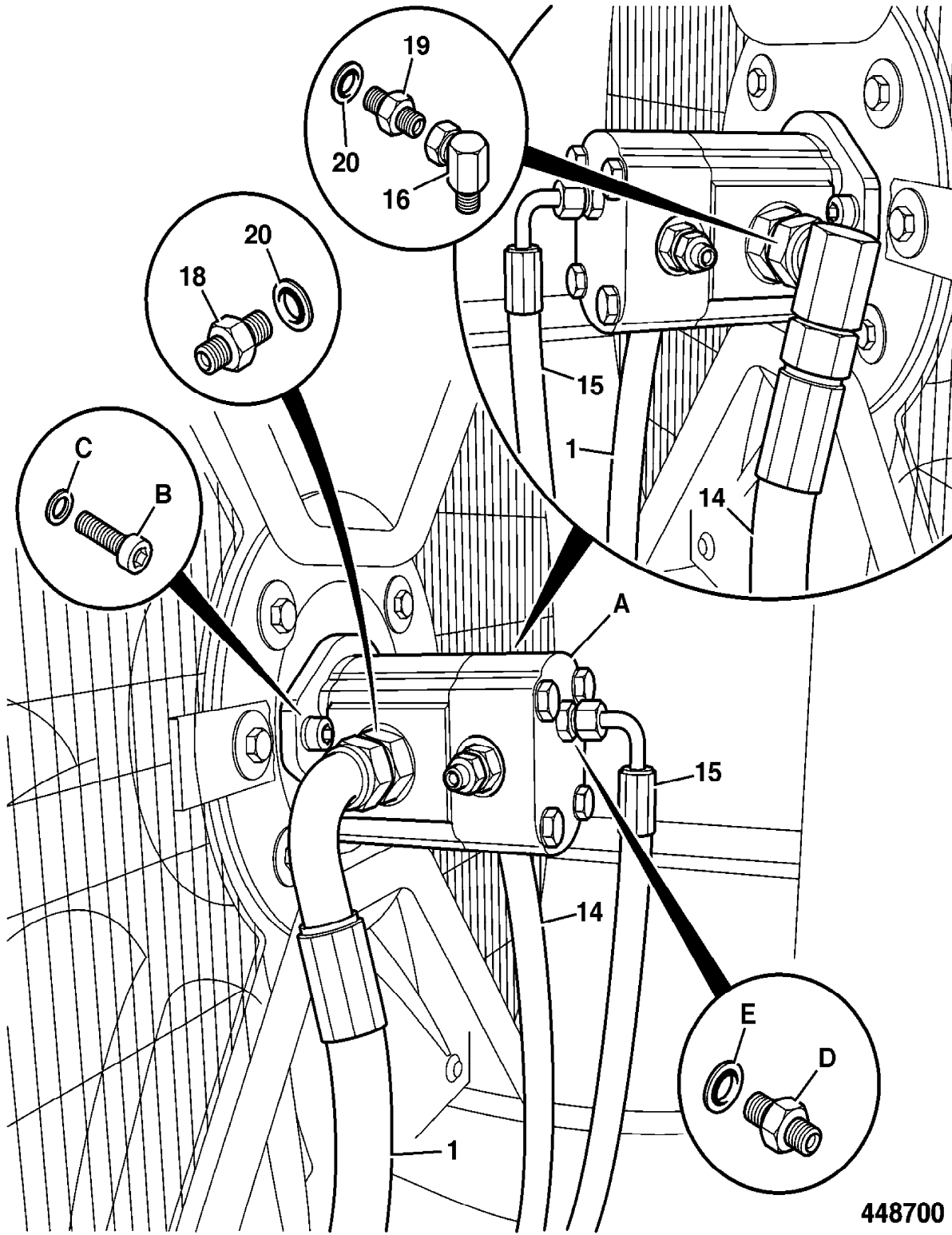
Machine group

From serial no.

To serial no.

.426

426



448700

9802/2740 E1-32-1 HOSE AND PIPEWORK, DUMP INSTALLATION, MAIN PUMP

Illustration

Machines

Top of catalogue

| Item | Part no. | Change No. | Description | Remarks | Usage code | Qty |
|------|-----------|------------|---|---------|------------|-----|
| 0A | 611/27900 | | Hose | | | 1 |
| 1 | 728/23100 | | Unit, control | | | 1 |
| 2 | 721/12164 | | Harness, pump control | | | 1 |
| 3 | 721/12145 | | Harness, pump control | | | 1 |
| 4 | 701/42600 | | Switch, push button black, with microswitch | | | 1 |
| 5 | 7212/0005 | | Housing, weatherpack, 2 way female Packard | | | 1 |
| 6 | 25/220628 | | Valve, solenoid, park brake | | | 1 |
| 6A | 25/222644 | | :Solenoid, assembly, excluding coil | | | 1 |
| 6B | 25/221606 | | :Coil | | | 1 |
| 7 | 1606/0003 | | Adapter | | | 2 |
| 8 | 1612/0003 | | Adapter, male/female | | | 1 |
| 9 | 816/00403 | | Adapter, 'T' | | | 1 |
| 10 | 1406/0015 | | Washer, seal | | | 3 |
| 11 | 611/27900 | | Hose | | | 1 |
| 20 | 721/11575 | | Harness, link | Canopy | | 1 |

Machine groups

Details

Machine group

From serial no.

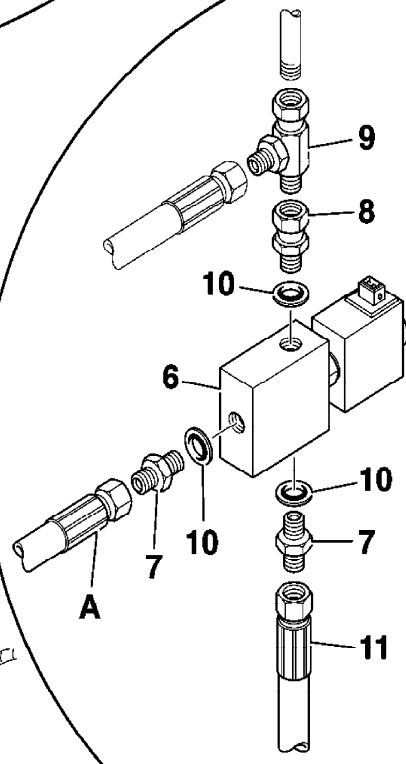
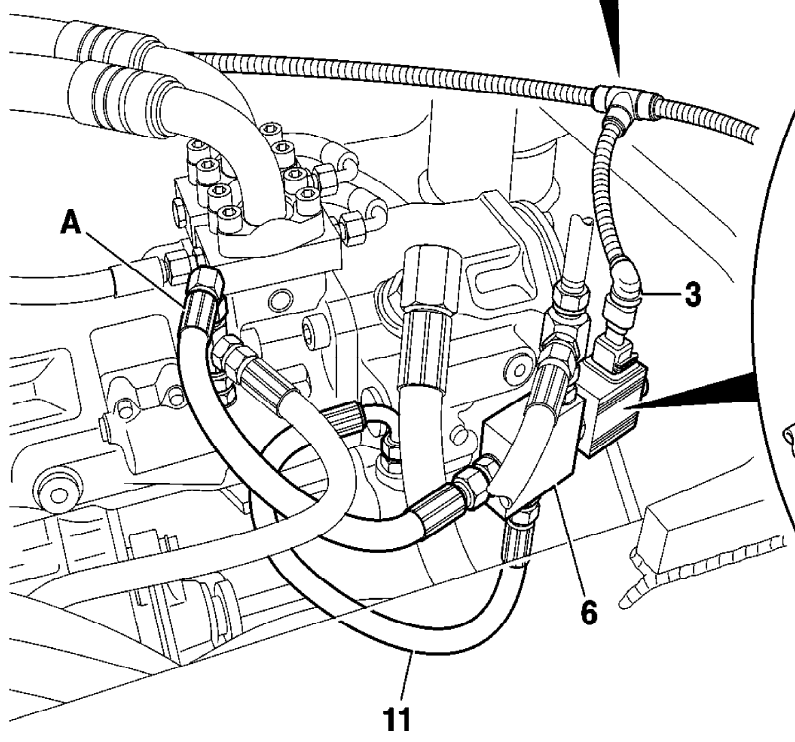
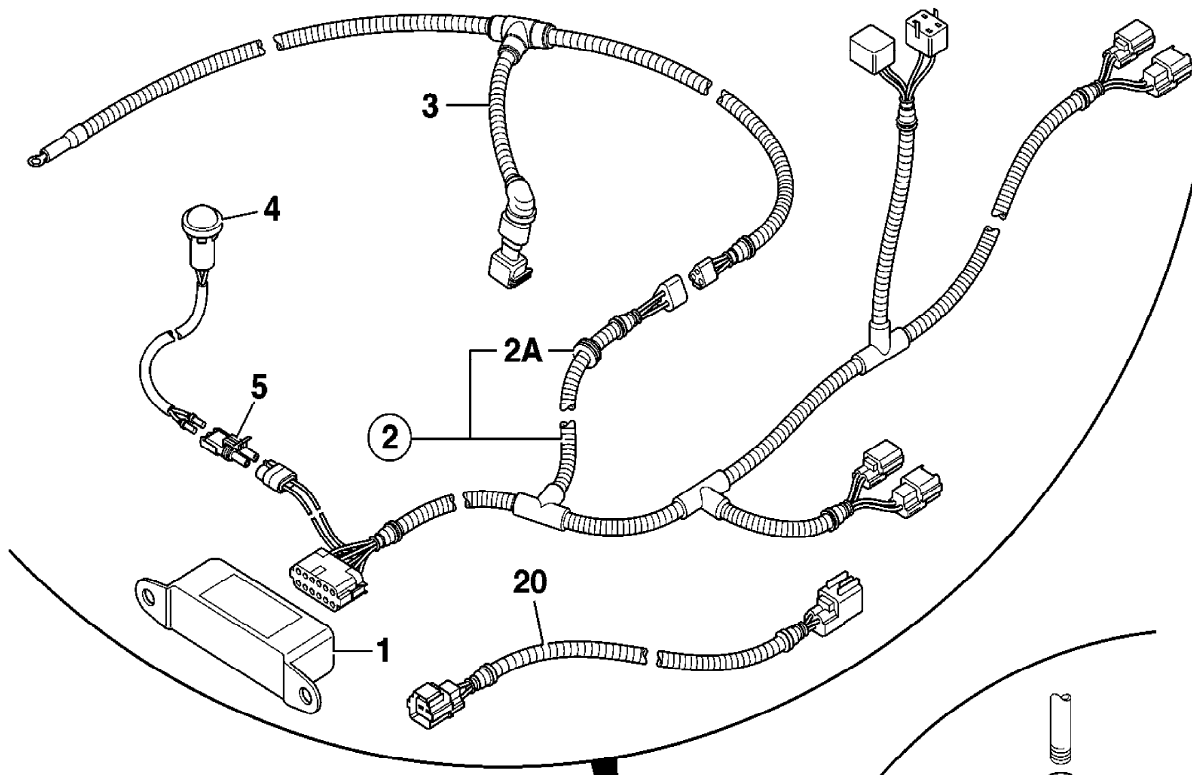
To serial no.

.426

1231642

426

1231642



701151

9802/2740 E1-32-2 HOSE AND PIPEWORK, DUMP INSTALLATION, MAIN PUMP

Illustration

Machines

Top of catalogue

| Item | Part no. | Change No. | Description | Remarks | Usage code | Qty |
|------|-----------|------------|---|---------------------------|------------|-----|
| 0A | 611/27900 | | Hose | | | 1 |
| 1 | 728/23100 | | Unit, control | | | 1 |
| 2 | 721/12164 | | Harness, pump control | | | 1 |
| 3 | 721/12145 | | Harness, pump control | | | 1 |
| 4 | 701/42600 | | Switch, push button black, with microswitch | | | 1 |
| 5 | 7212/0005 | | Housing, weatherpack, 2 way female Packard | | | 1 |
| 6 | 25/223225 | | Valve, solenoid | | | 1 |
| 6A | 25/223260 | | :Solenoid, assembly, excluding coil | | | 1 |
| 6B | 25/223261 | | :Coil | | | 1 |
| 7 | 1620/0002 | | Adapter | | | 2 |
| 7A | 2401/0505 | | :O Ring | | | 1 |
| 8 | 816/90009 | | Adapter, M/F | | | 1 |
| 8A | 2401/0505 | | :O Ring | | | 1 |
| 9 | 816/50031 | | Adapter, Tee | | | 1 |
| 11 | 611/27900 | | Hose | | | 1 |
| 20 | 721/11575 | | Harness, link | Canopy | | 1 |
| 21 | 721/10763 | | Harness, 2-way link 40mm long, Deutsch-AMP/Jnrtimer | Fitted to valve 25/223225 | | 1 |

Machine groups

Details

Machine group

From serial no.

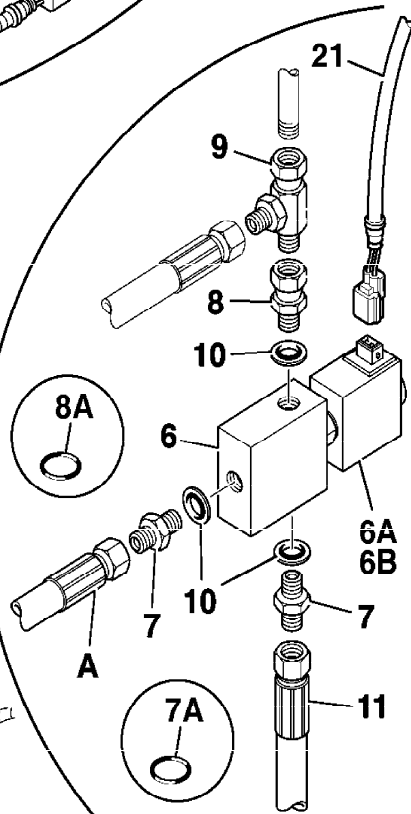
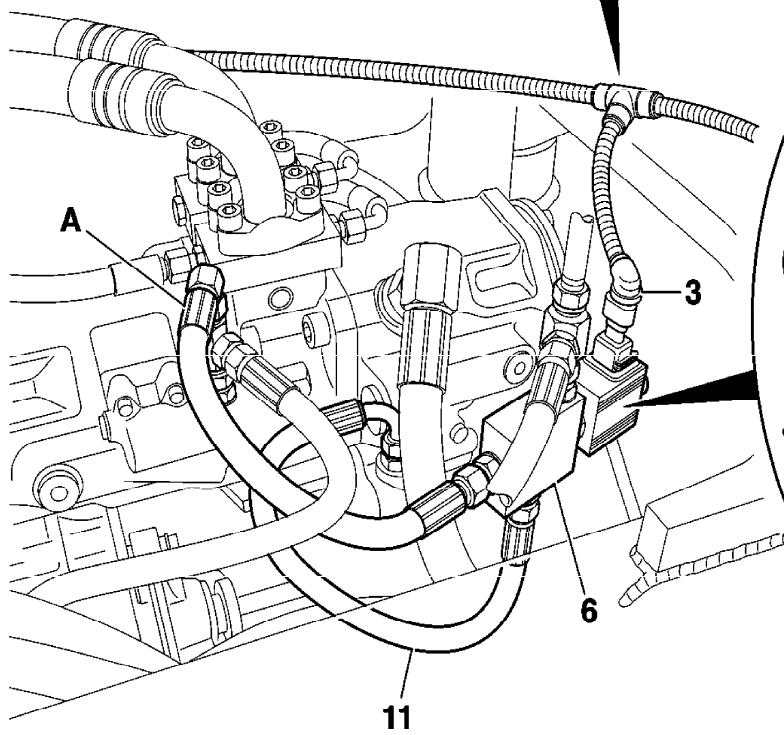
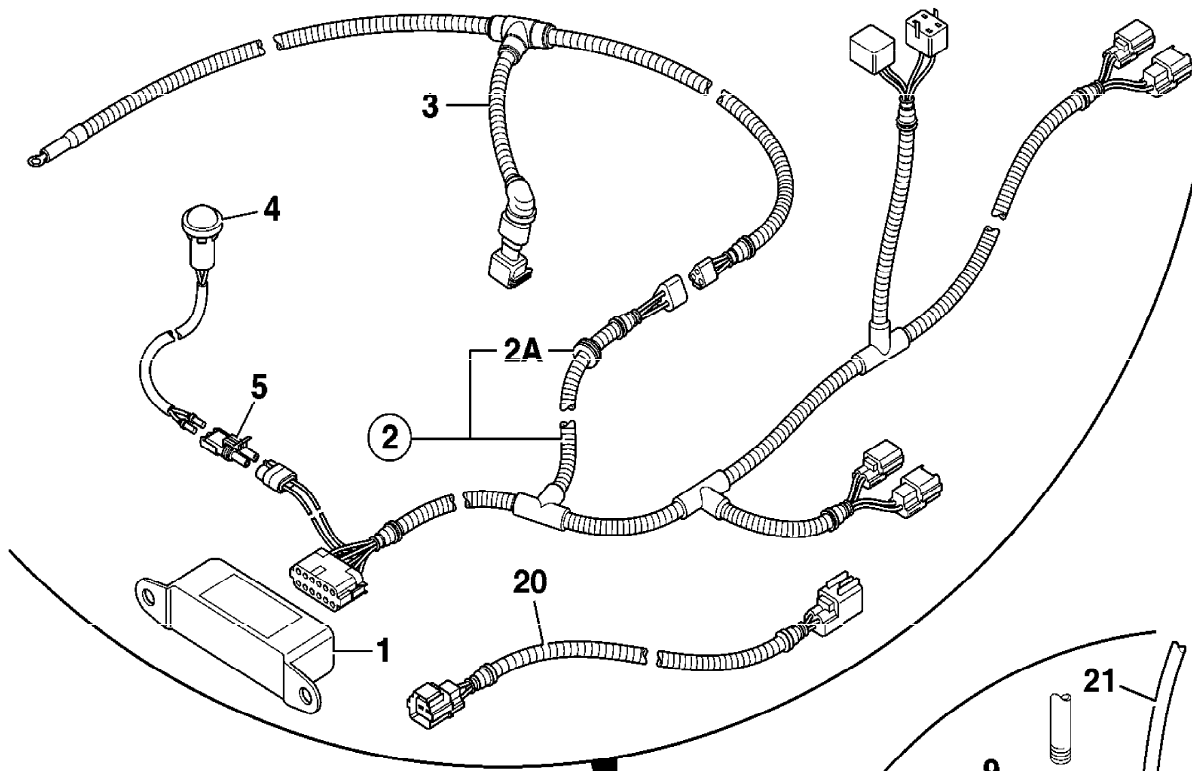
To serial no.

.426

1231643

426

1231643



701152

9802/2740 E1-4-1 CIRCUIT, LOADER END, AUXILIARY

Illustration

Machines

Top of catalogue

| Item | Part no. | Change No. | Description | Remarks | Usage code | Qty |
|------|------------|------------|--------------------------------|---------|------------|-----|
| 1 | 335/08588 | | Pipe, auxiliary, loader arm | | | 1 |
| 2 | 629/21800 | | Hose, 1/2" x 1200mm long | | | 2 |
| 3 | 613/06600 | | Hose | | | 2 |
| 4 | 1356/0204Z | | Nut | | | 2 |
| 5 | 1420/0012D | | Washer, plain | | | 2 |
| 6 | 1315/3418D | | Bolt, M10 x 80 | | | 2 |
| 7 | 816/00190 | | Cap, blanking 1/2" BSP, female | | | 2 |
| 8 | 1420/0008D | | Washer, M10 | | | 4 |
| 9 | 1370/0303D | | Nut, M10 | | | 2 |
| 10 | 926/08300 | | Strip, edging | | | A/R |

Machine groups

Details

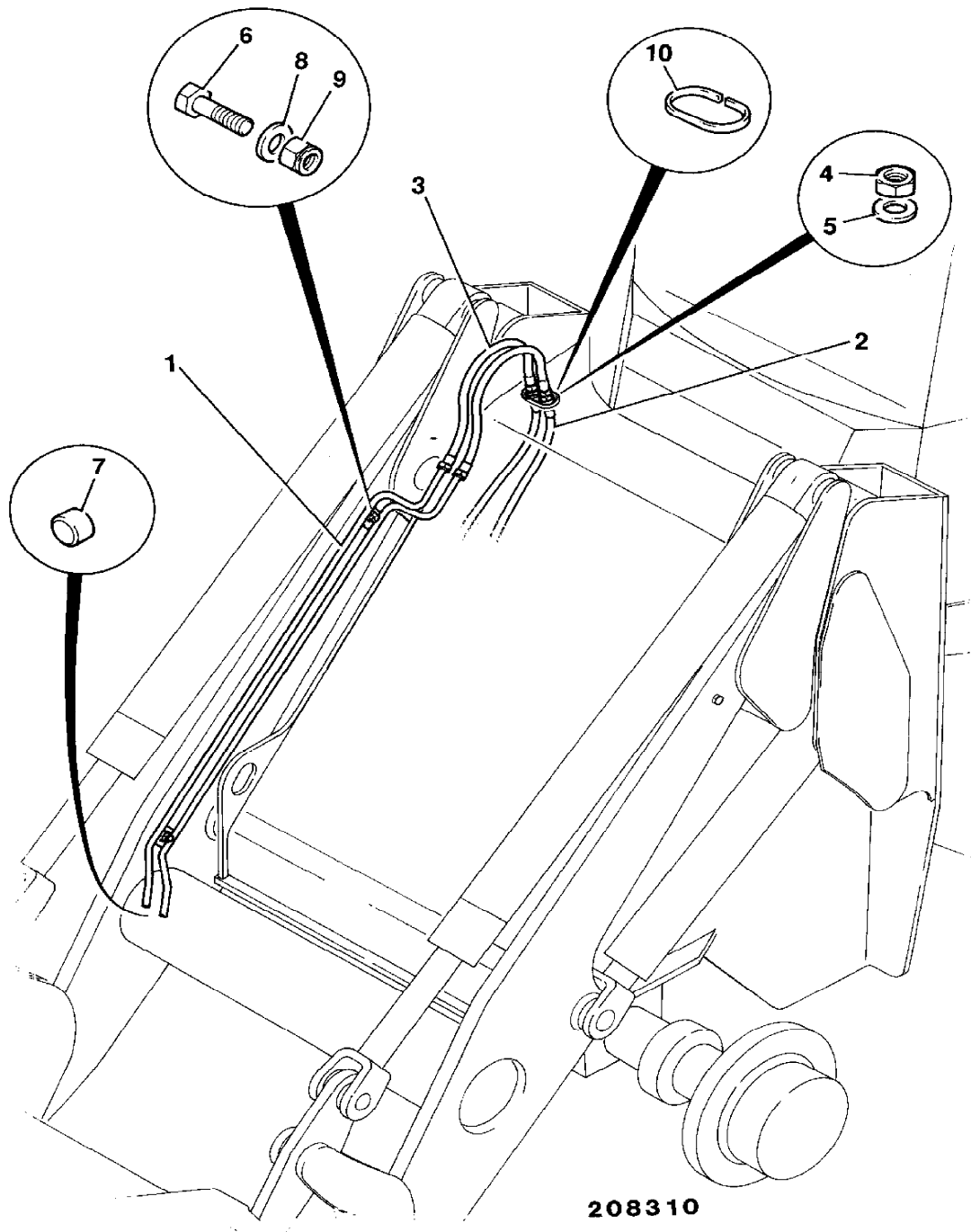
Machine group

From serial no.

To serial no.

.426

426



208310

9802/2740 E1-5-1 CIRCUIT, LOADER END, AUXILIARY-Z BAR

Illustration

Machines

Top of catalogue

| Item | Part no. | Change No. | Description | Remarks | Usage code | Qty |
|------|------------|------------|---------------------------------------|---------|------------|-----|
| 1 | 335/08588 | | Pipe, auxiliary, loader arm | | | 1 |
| 2 | 629/23700 | | Hose, H.P | | | 2 |
| 3 | 613/28100 | | Hose | | | 2 |
| 4 | 1356/0204Z | | Nut | | | 2 |
| 5 | 1420/0012D | | Washer, plain | | | 2 |
| 6 | 1315/3418D | | Bolt, M10 x 80 | | | 2 |
| 7 | 816/00190 | | Cap, blanking 1/2" BSP, female | | | 2 |
| 8 | 1420/0008D | | Washer, M10 | | | 4 |
| 9 | 1370/0303D | | Nut, M10 | | | 2 |
| 10 | 821/00285 | | Clamp, 21.3mm/21.3mm holes, 37mm high | | | 2 |
| 11 | 821/00300 | | Plate, clamp | | | 1 |
| 12 | 1315/3314D | | Bolt | | | 1 |
| 13 | 1420/0007D | | Washer, M8 plain | | | 1 |

Machine groups

Details

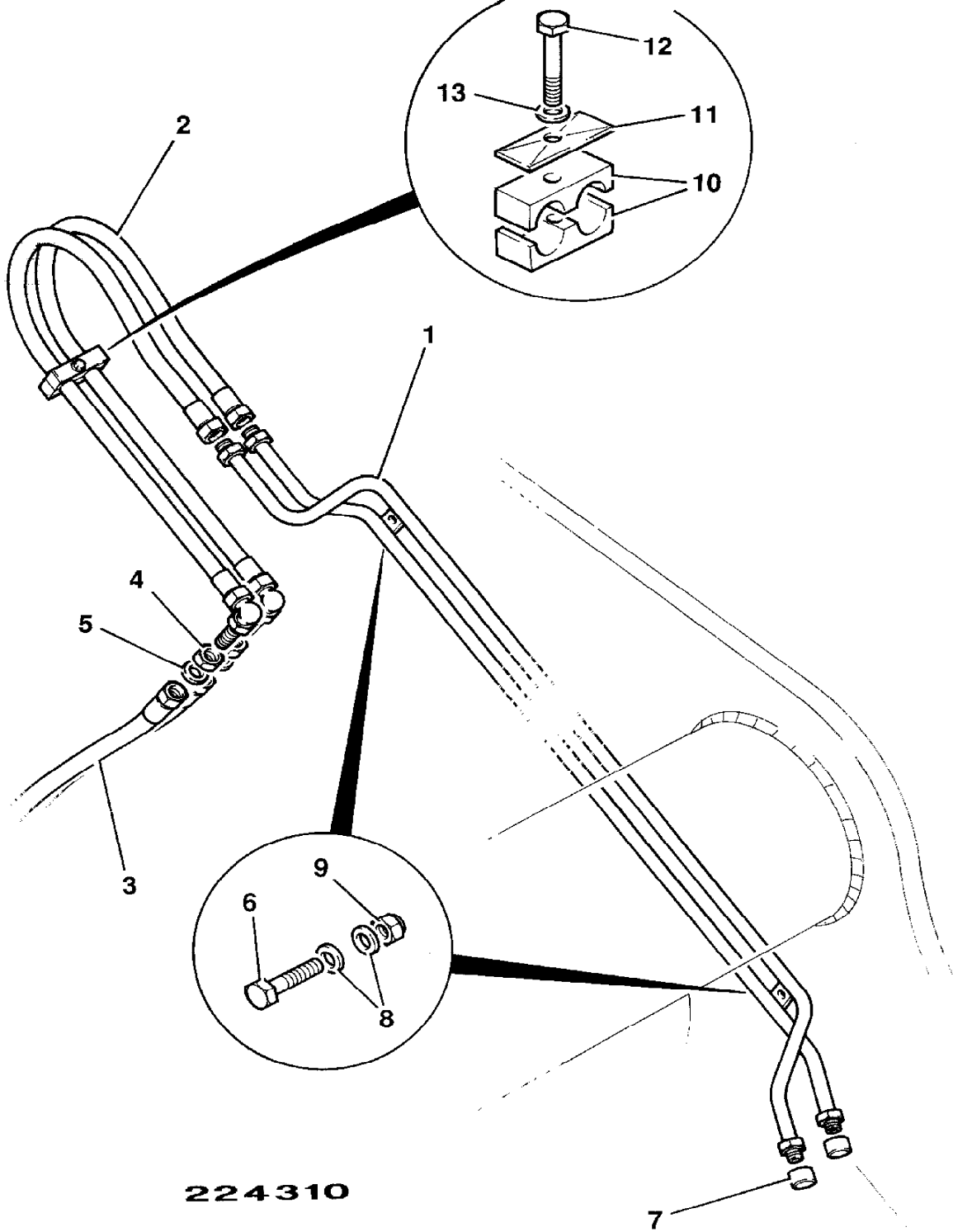
Machine group

From serial no.

To serial no.

.426

426



224310

9802/2740 E1-6-1 CIRCUIT, LOADER END, SUPER HIGH LIFT

Illustration

Machines

Top of catalogue

| Item | Part no. | Change No. | Description | Remarks | Usage code | Qty |
|------|------------|------------|----------------------------|-------------------------------------|------------|-----|
| 1 | 335/06384 | | :Pipe, lift ram | | | 1 |
| 1A | 816/00193 | | Cap, blanking 1"BSP, steel | | | 2 |
| 2 | 335/04527 | | Pipe, lift ram | | | 1 |
| 3 | 615/01200 | | Hose, 3/4" x 1020mm | | | 4 |
| 4 | 616/80068 | | Hose | | | 2 |
| | 616/80101 | | Hose | Used when load suspension is fitted | | 2 |
| 5 | 615/47100 | | Hose | | | 4 |
| 7 | 1315/0410Z | | Bolt, M10 x 40 | | | 4 |
| 8 | 1420/0008Z | | Washer, Plain M10 | | | 8 |
| 9 | 1370/0303Z | | Nut, lock, M10 | | | 2 |
| 10 | 616/80055 | | Hose | | | 2 |
| 11 | 1315/3412Z | | Bolt | | | 2 |
| 13 | 264/01001 | | Clamp | | | 8 |
| | 2403/0210 | | :O Ring | | | 4 |
| 14 | 1391/3408Z | | Capscrew | | | 16 |
| 15 | 1425/0008Z | | Washer, Spring M10 | | | 16 |
| 16 | 828/00417 | | O Ring, 1"SAE | | | 4 |
| 17 | 821/00442 | | Body, clamp | | | 8 |
| 18 | 821/00443 | | Plate, cover | | | 8 |
| 19 | 1315/3316Z | | Bolt, M8 x 70 | | | 4 |
| 20 | 1420/0007Z | | Washer, plain, M8 | | | 8 |
| 21 | 1370/0203Z | | Nut, self lock, M8 | | | 4 |

Machine groups

Details

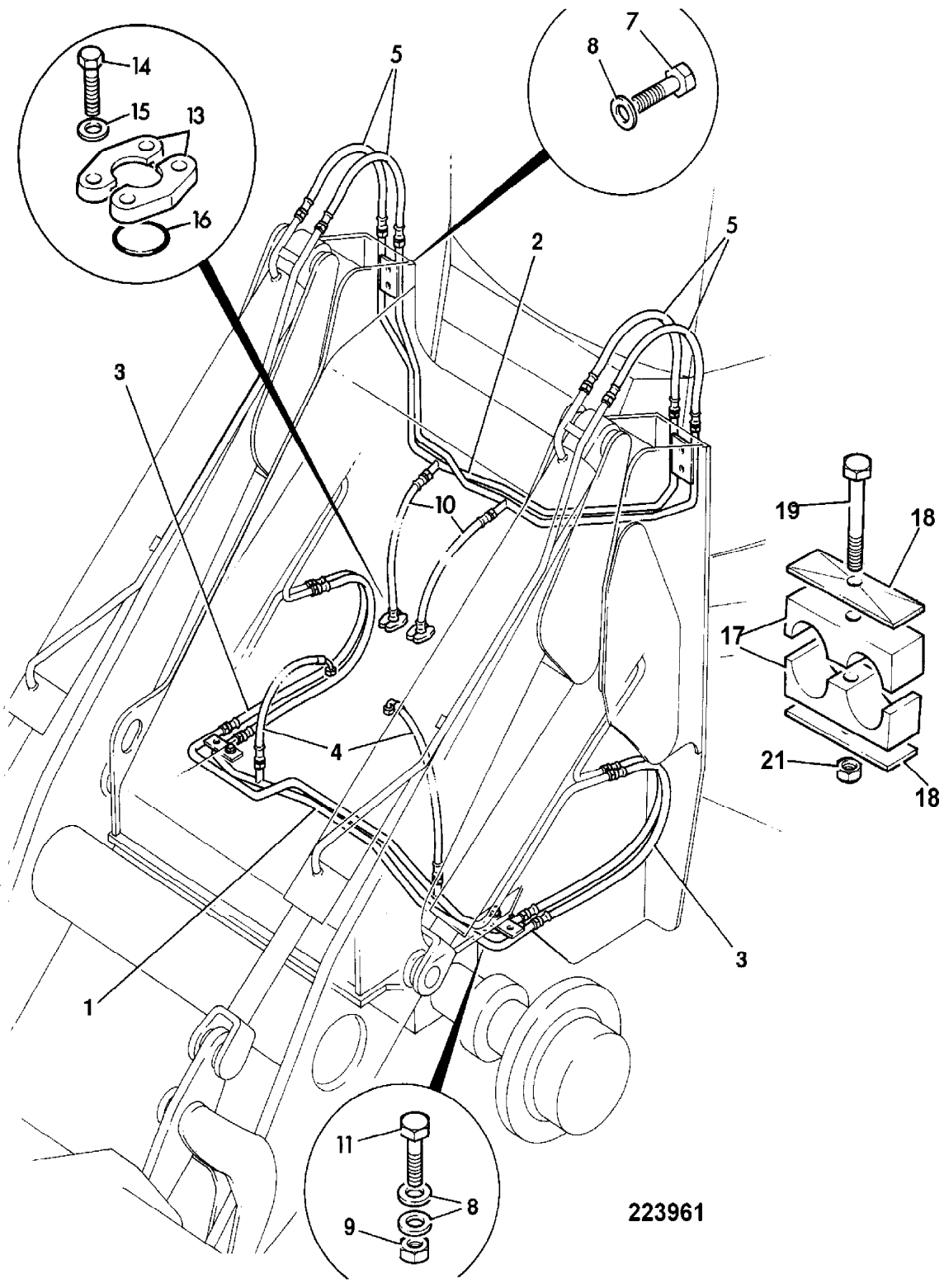
Machine group

From serial no.

To serial no.

.426

426



223961

9802/2740 E1-7-1 CIRCUIT, LOADER END, AUXILIARY, SUPER HIGH LIFT

Illustration

Machines

Top of catalogue

| Item | Part no. | Change No. | Description | Remarks | Usage code | Qty |
|------|------------|------------|---------------------------------------|---------|------------|-----|
| 1 | 335/08588 | | Pipe, auxiliary, loader arm | | | 1 |
| 2 | 629/21800 | | Hose, 1/2" x 1200mm long | | | 2 |
| 3 | 613/05800 | | Hose, 1/2" x 1200mm long | | | 2 |
| 4 | 1356/0204Z | | Nut | | | 2 |
| 5 | 1420/0012D | | Washer, plain | | | 2 |
| 6 | 1315/3418D | | Bolt, M10 x 80 | | | 4 |
| 7 | 816/00190 | | Cap, blanking 1/2" BSP, female | | | 2 |
| 8 | 1420/0008D | | Washer, M10 | | | 8 |
| 9 | 1370/0303D | | Nut, M10 | | | 4 |
| 10 | 926/08300 | | Strip, edging | | | A/R |
| 11 | 265/01134 | | Bracket, aux. hose | | | 2 |
| 12 | 821/00285 | | Clamp, 21.3mm/21.3mm holes, 37mm high | | | 4 |
| 13 | 821/00300 | | Plate, clamp | | | 2 |
| 14 | 1315/3316D | | Bolt, M8x70 | | | 2 |
| 15 | 1370/0203D | | Nut, lock | | | 2 |
| 16 | 1420/0007D | | Washer, M8 plain | | | 2 |

Machine groups

Details

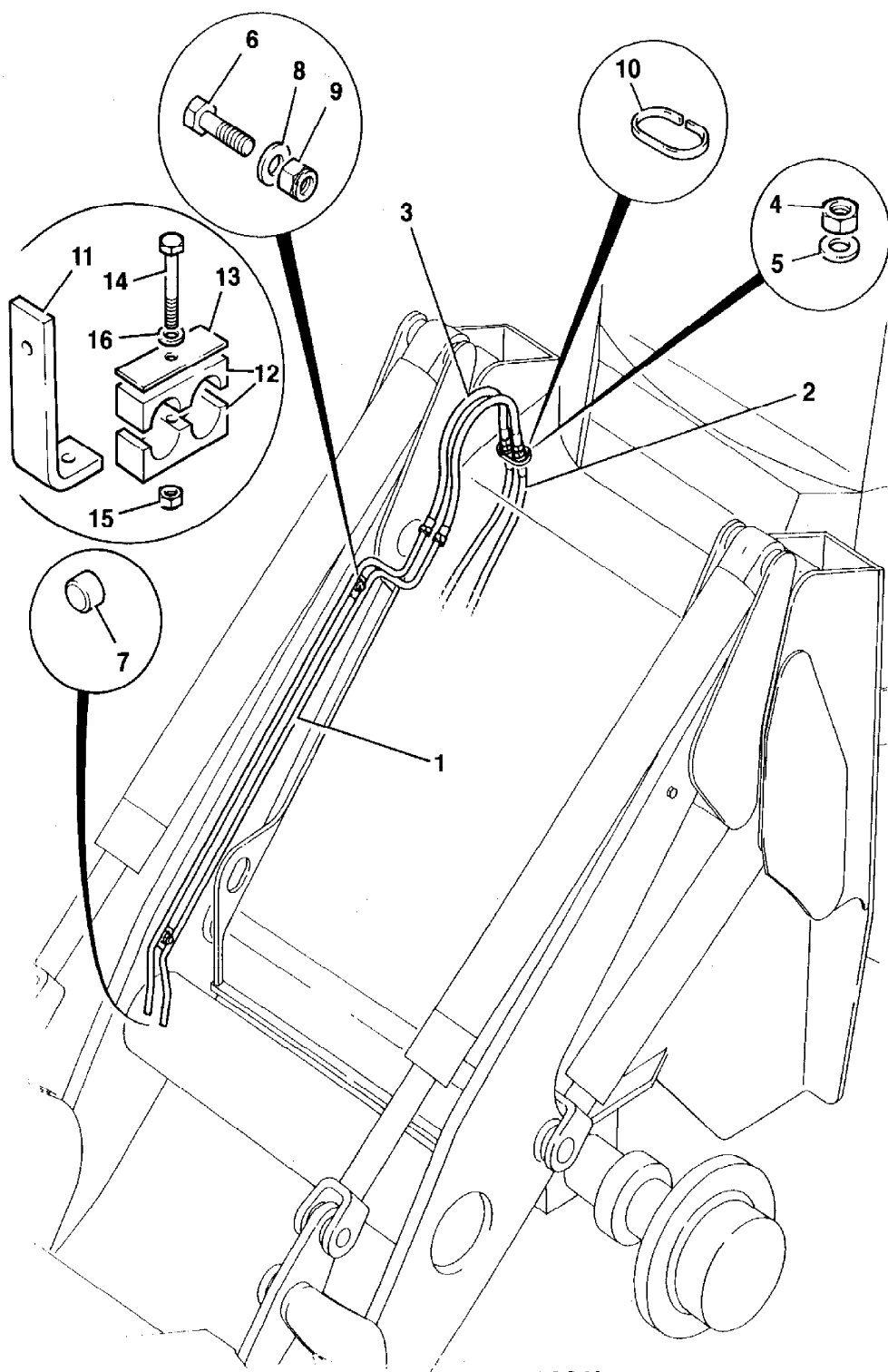
Machine group

From serial no.

To serial no.

.426

426



208311

9802/2740 E1-8-1 CIRCUIT, LOADER END, PARALLEL LIFT

Illustration

Machines

Top of catalogue

| Item | Part no. | Change No. | Description | Remarks | Usage code | Qty |
|------|------------|------------|---------------------|-------------------------------------|------------|-----|
| 1 | 335/06384 | | Pipe, lift ram | | | 1 |
| 2 | 268/20022 | | Pipe, ram shovel | | | 1 |
| 3 | 615/01200 | | Hose, 3/4" x 1020mm | | | 4 |
| | 209/71600 | | Hose, 3/4" x 1100mm | Hi-lift. Replaced by 615/02900 | | 4 |
| | 615/02900 | | Hose, 3/4 x 1300mm | Replaces 209/71600 | | 4 |
| | 615/80023 | | Hose | Sales Special, wire guarded hose | | 4 |
| | 615/02900 | | Hose, 3/4 x 1300mm | | | 1 |
| 4 | 616/80068 | | Hose | | | 2 |
| | 616/80101 | | Hose | Used when load suspension is fitted | | 2 |
| 5 | 615/04700 | | Hose | | | 4 |
| | 615/80049 | | Hose, wire guarded | Sales Special | | 4 |
| 7 | 1315/0410Z | | Bolt, M10 x 40 | | | 4 |
| 8 | 1420/0008Z | | Washer, Plain M10 | | | 8 |
| 9 | 1370/0303Z | | Nut, lock, M10 | | | 2 |
| 10 | 616/80074 | | Hose | | | 2 |
| 11 | 1315/3412Z | | Bolt | | | 2 |
| 13 | 264/01001 | | Clamp | | | 8 |
| 14 | 1391/3408Z | | Capscrew | | | 16 |
| 15 | 1425/0008Z | | Washer, Spring M10 | | | 16 |
| 16 | 828/00417 | | O Ring, 1"SAE | | | 4 |

Machine groups

Details

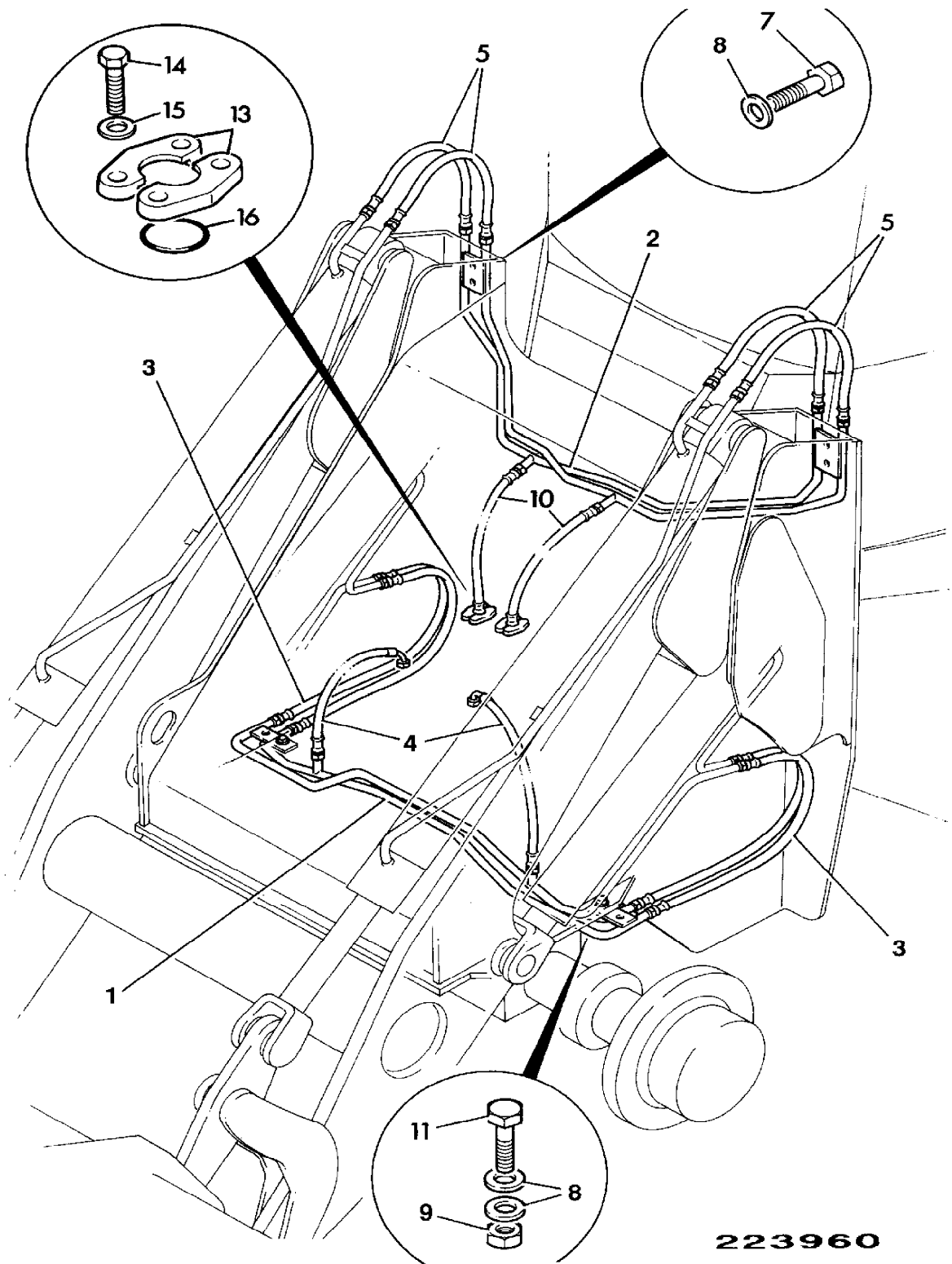
Machine group

From serial no.

To serial no.

.426

426



223960

9802/2740 E1-9-1 HOSE AND PIPEWORK, SERVO CONTROLLER, LOADER, 2 SPOOL

Illustration

Machines

Top of catalogue

| Item | Part no. | Change No. | Description | Remarks | Usage code | Qty |
|------|-----------|------------|-------------------------------|---------------------|------------|-----|
| 1 | 928/60307 | | Valve, loader control | See also section D1 | | 1 |
| 14 | 335/08864 | | Pipe, assembly, servo control | | | 1 |
| 16 | 631/80006 | | Hose, 1/4" BSP x 370mm | | | 6 |
| 19 | 1604/0002 | | Adapter, 1/4" BSP M/M | | | 6 |
| 20 | 1406/0011 | | Seal, bonded | | | 6 |

Machine groups

Details

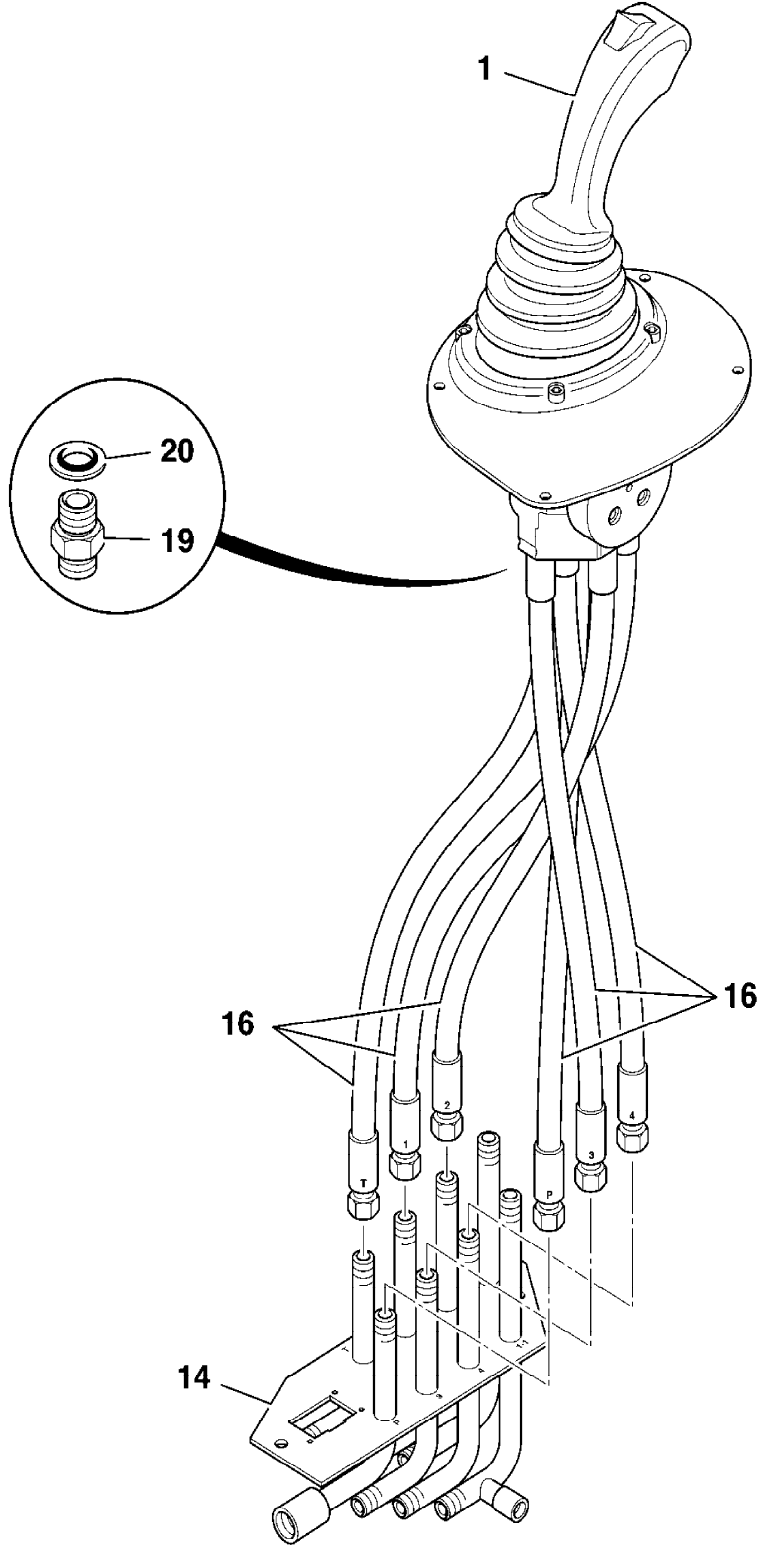
Machine group

From serial no.

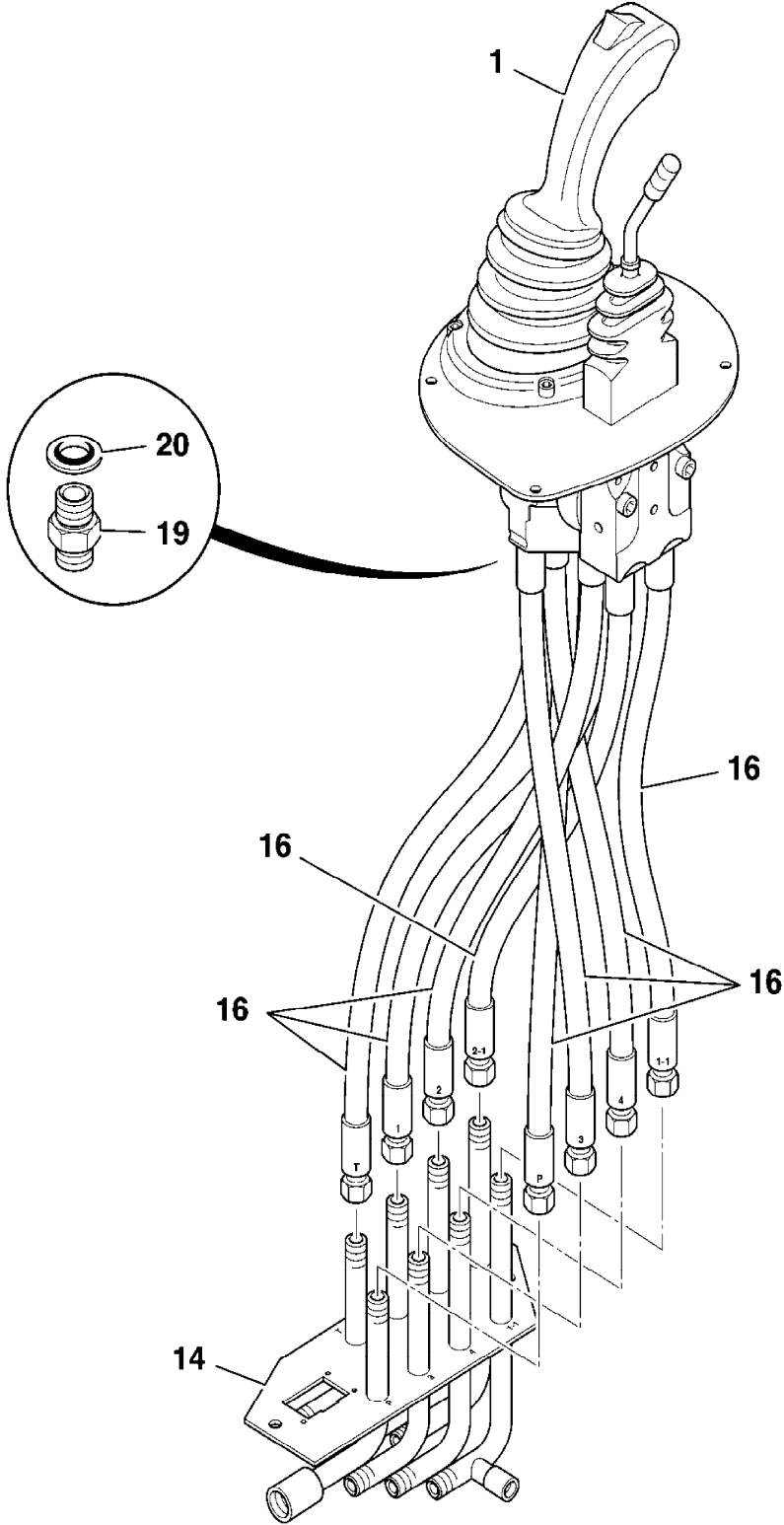
To serial no.

.426

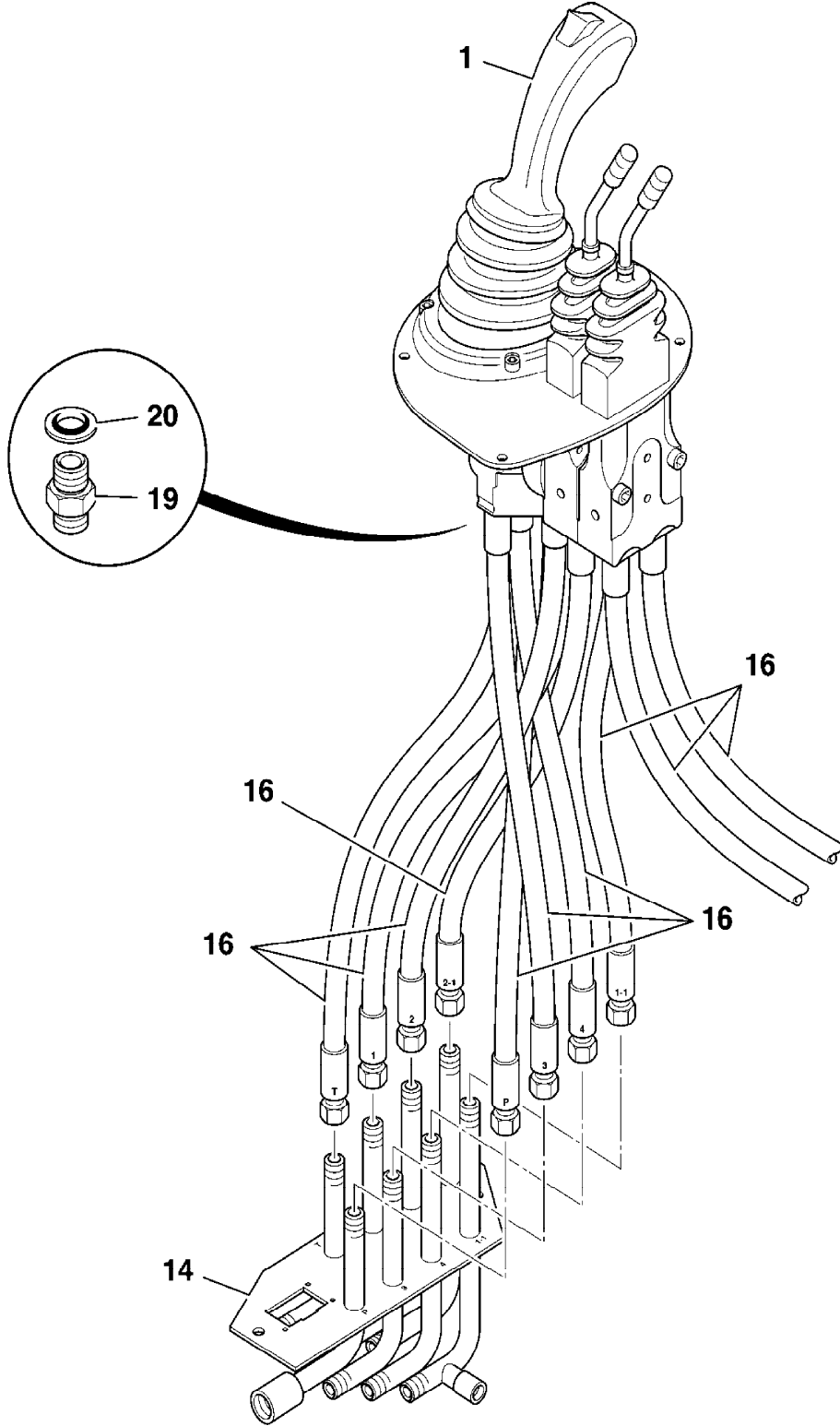
426



796590



796600



796610

9802/2740 E1-9-4 HOSE AND PIPEWORK, SERVO CONTROLLER, LOADER, 2 SPOOL MULTILEVER

Illustration

Machines

Top of catalogue

| Item | Part no. | Change No. | Description | Remarks | Usage code | Qty |
|------|-----------|------------|-------------------------------|---------------------|------------|-----|
| 1 | 928/60310 | | Valve, twin lever, 2 spool | See also section D1 | | 1 |
| 10 | 335/08864 | | Pipe, assembly, servo control | | | 1 |
| 14 | 631/80006 | | Hose, 1/4"BSP x 370mm | | | 6 |
| 20 | 1620/0002 | | Adapter | | | 6 |

Machine groups

Details

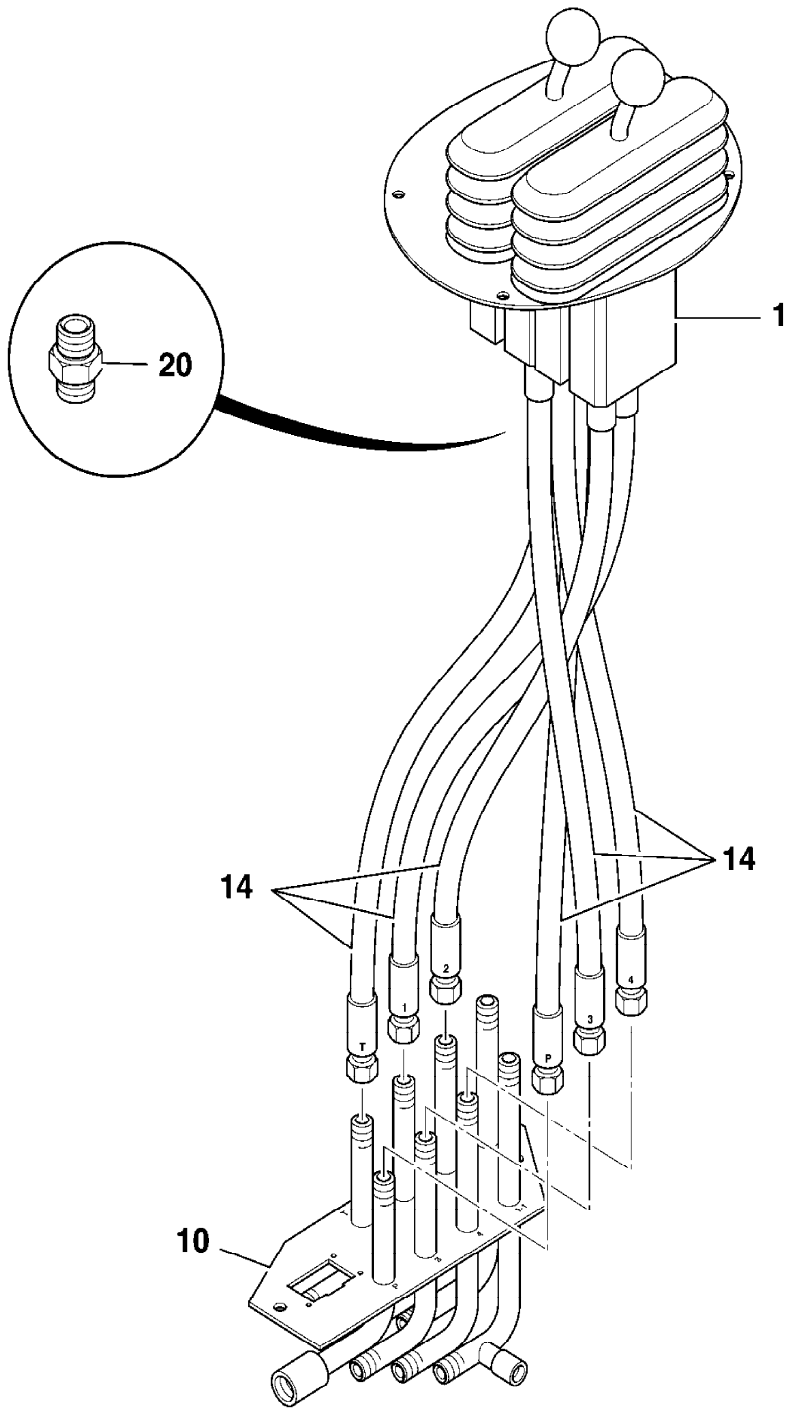
Machine group

From serial no.

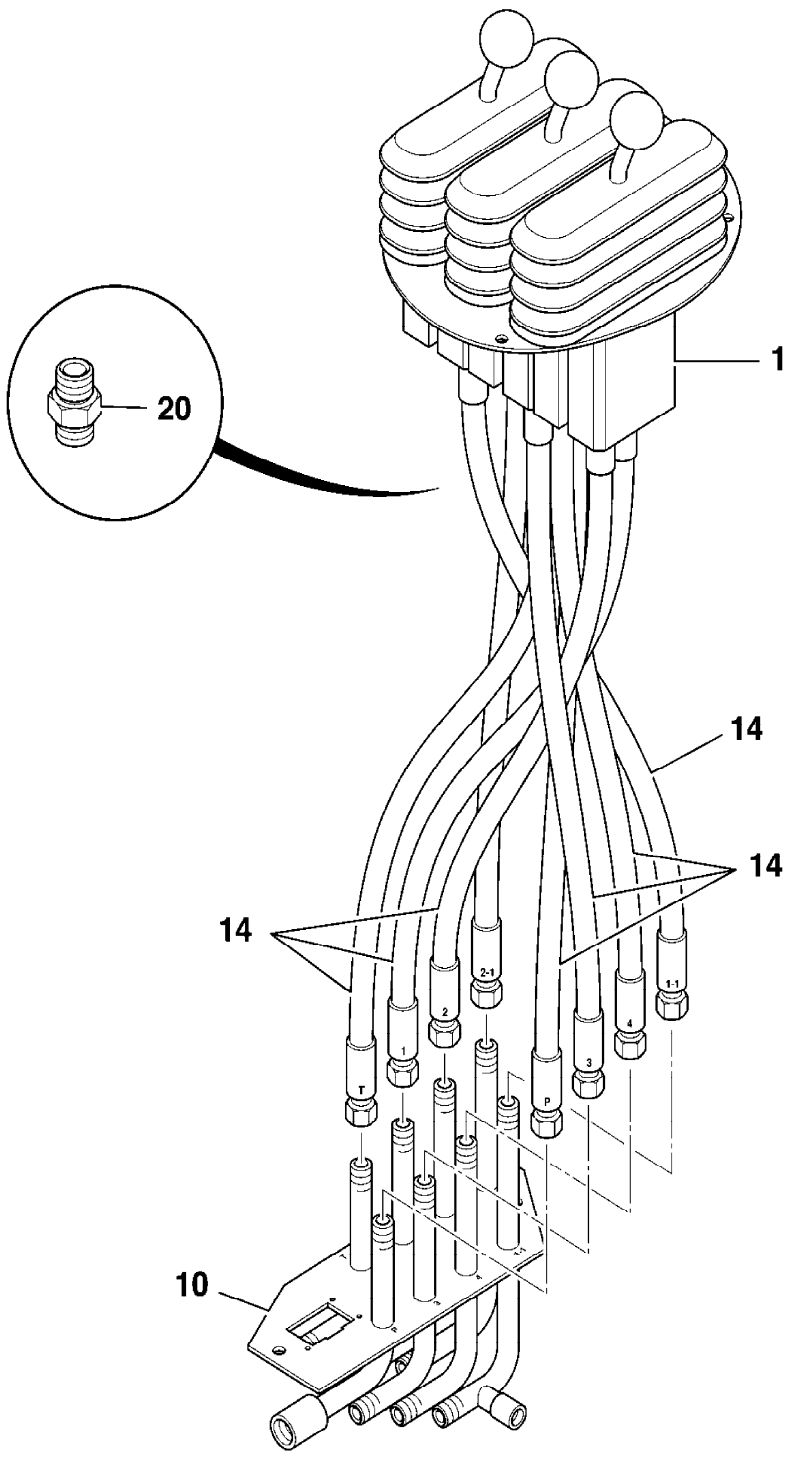
To serial no.

.426

426



796620



796630

9802/2740 E1-9-6 HOSE AND PIPEWORK, SERVO

CONTROLLER, LOADER, SOLENOID AUX. ON VALVE BLOCK

Illustration

Machines

Top of catalogue

| Item | Part no. | Change No. | Description | Remarks | Usage code | Qty |
|------|-----------|------------|-------------------------------|---------------------|------------|-----|
| 1 | 25/212600 | | Valve, servo, loader control | See also section D1 | | 1 |
| 14 | 335/08864 | | Pipe, assembly, servo control | | | 1 |
| 16 | 631/80006 | | Hose, 1/4" BSP x 370mm | | | 6 |
| 19 | 1604/0002 | | Adapter, 1/4" BSP M/M | | | 6 |
| 20 | 1406/0011 | | Seal, bonded | | | 6 |

Machine groups

Details

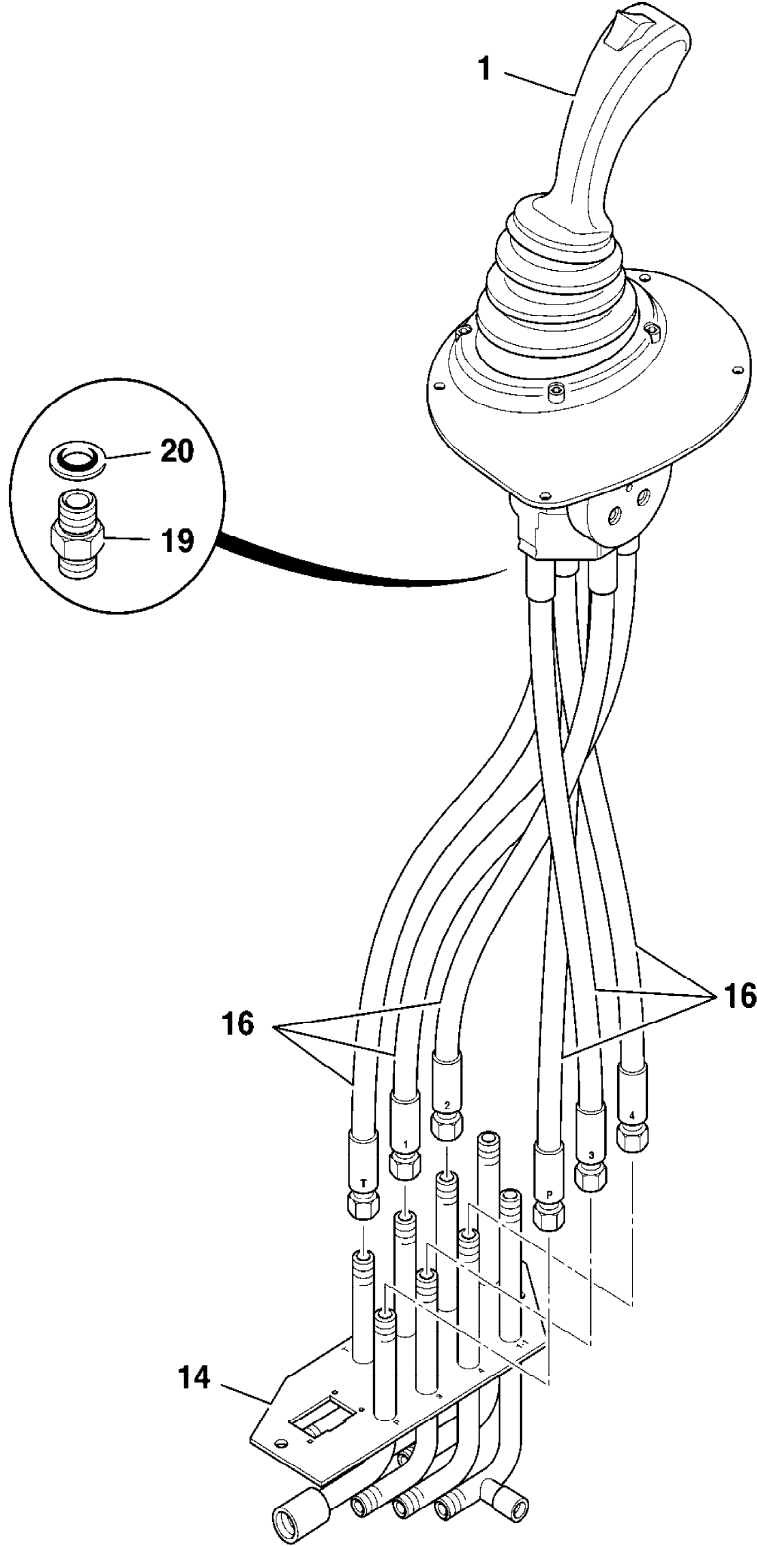
Machine group

From serial no.

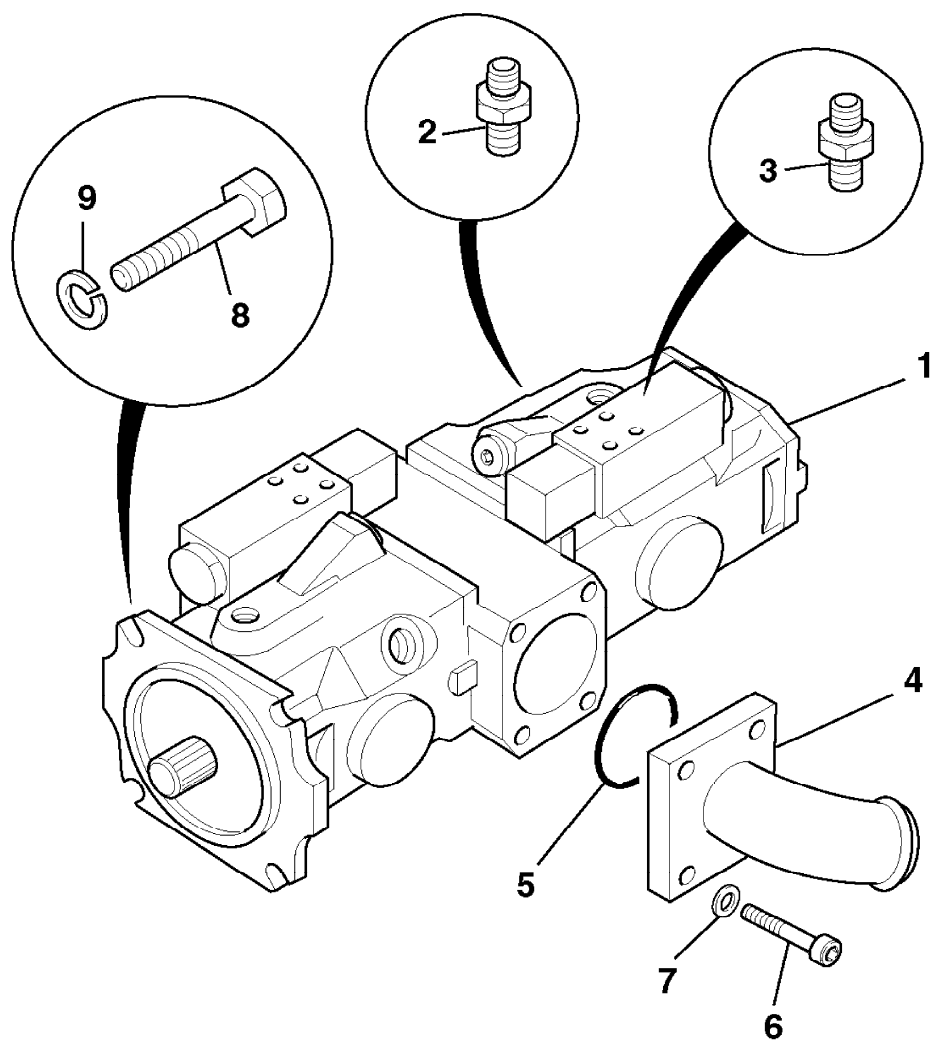
To serial no.

.426

426



796590



348700

9802/2740 E2-2-1 PUMP, MAIN HYDRAULIC, COMPONENTS

Illustration

Machines

Top of catalogue

| Item | Part no. | Change No. | Description | Remarks | Usage code | Qty |
|------|-----------|------------|--------------------------------------|--------------------------------|------------|-----|
| 0A | 20/950225 | | Pump, twin, 60cc | | | 1 |
| 1 | 20/950908 | | :Valve, pilot, DFR 1 | | | 2 |
| 2 | 20/950910 | | :Seal, shaft | | | 1 |
| 3 | 20/950913 | | :Seal, o ring | | | 1 |
| 4 | 20/950914 | | :Seal, o ring | | | 1 |
| 5 | 20/950915 | | :Plate, cover | | | 1 |
| 6 | 20/902618 | | :O Ring | Use with valve item 1 to pump. | | 6 |
| 7 | 828/10412 | | O Ring, between pumps, 125mm x 2.5mm | | | 1 |

Machine groups

Details

Machine group

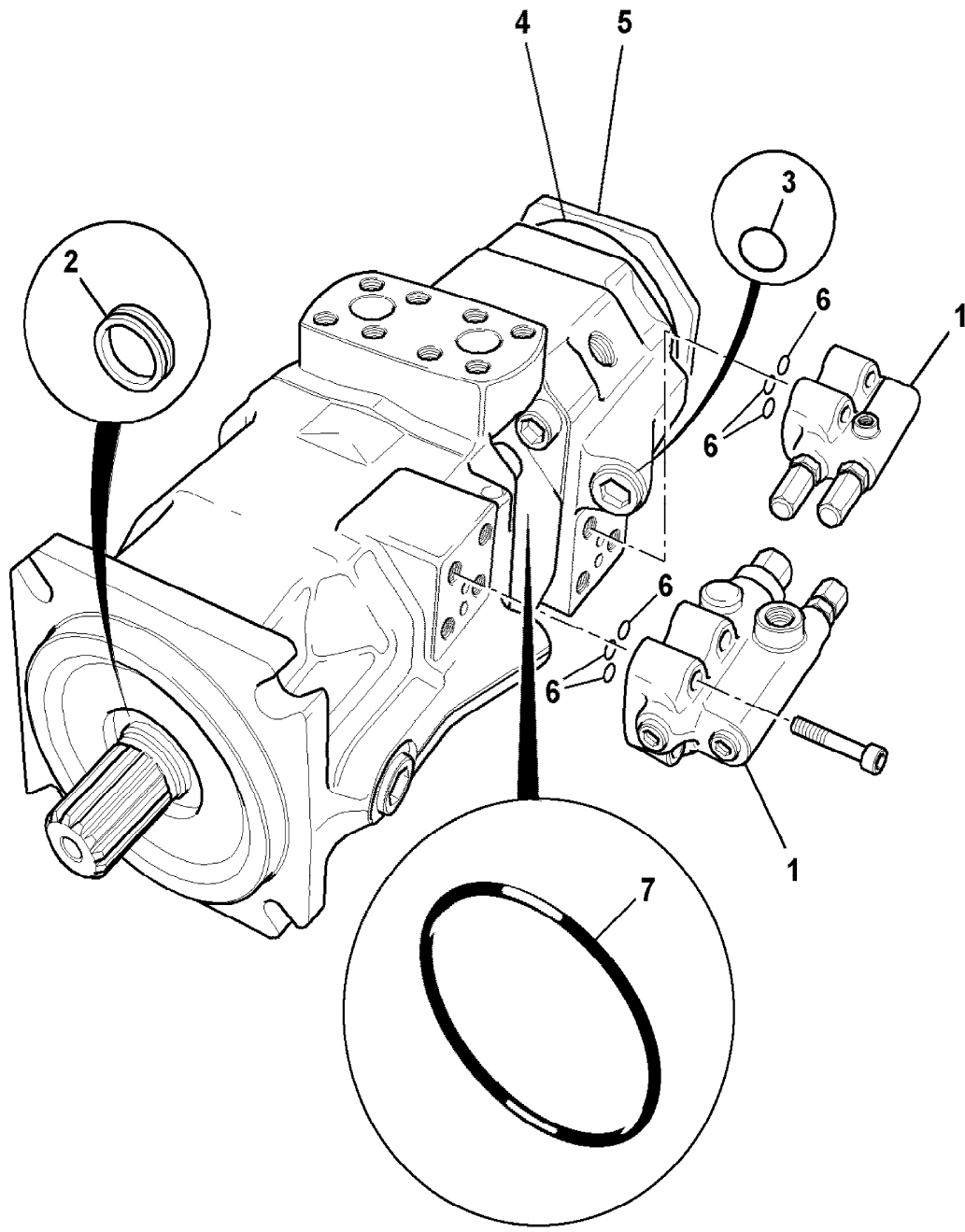
From serial no.

To serial no.

.426

426

A



393942

9802/2740 E2-3-1 PUMP, EMERGENCY STEER

Illustration

Machines

Top of catalogue

| Item | Part no. | Change No. | Description | Remarks | Usage code | Qty |
|------|-----------|------------|-----------------------|---------|------------|-----|
| 1 | 20/925509 | | Pump, emergency steer | | | 1 |
| 2 | 25/222863 | | :Kit, motor | | | 1 |
| 3 | 25/222864 | | :Kit, brush | | | 1 |
| 4 | 25/222865 | | :Pump | | | 1 |
| 5 | 25/222866 | | :Manifold, assembly | | | 1 |
| 6 | 25/222873 | | :Block, manifold | | | 1 |
| 7 | 25/222867 | | :Valve, check | | | 1 |
| 8 | 25/222870 | | :Valve, relief | | | 1 |
| 9 | 25/222868 | | :Adapter, screw | | | 1 |
| 10 | 25/222869 | | :Seal | | | 2 |
| 11 | 25/222871 | | :Adapter | | | 1 |
| 12 | 25/222872 | | :O Ring | | | 1 |
| 13 | 25/222874 | | :Screw | | | 2 |

Machine groups

Details

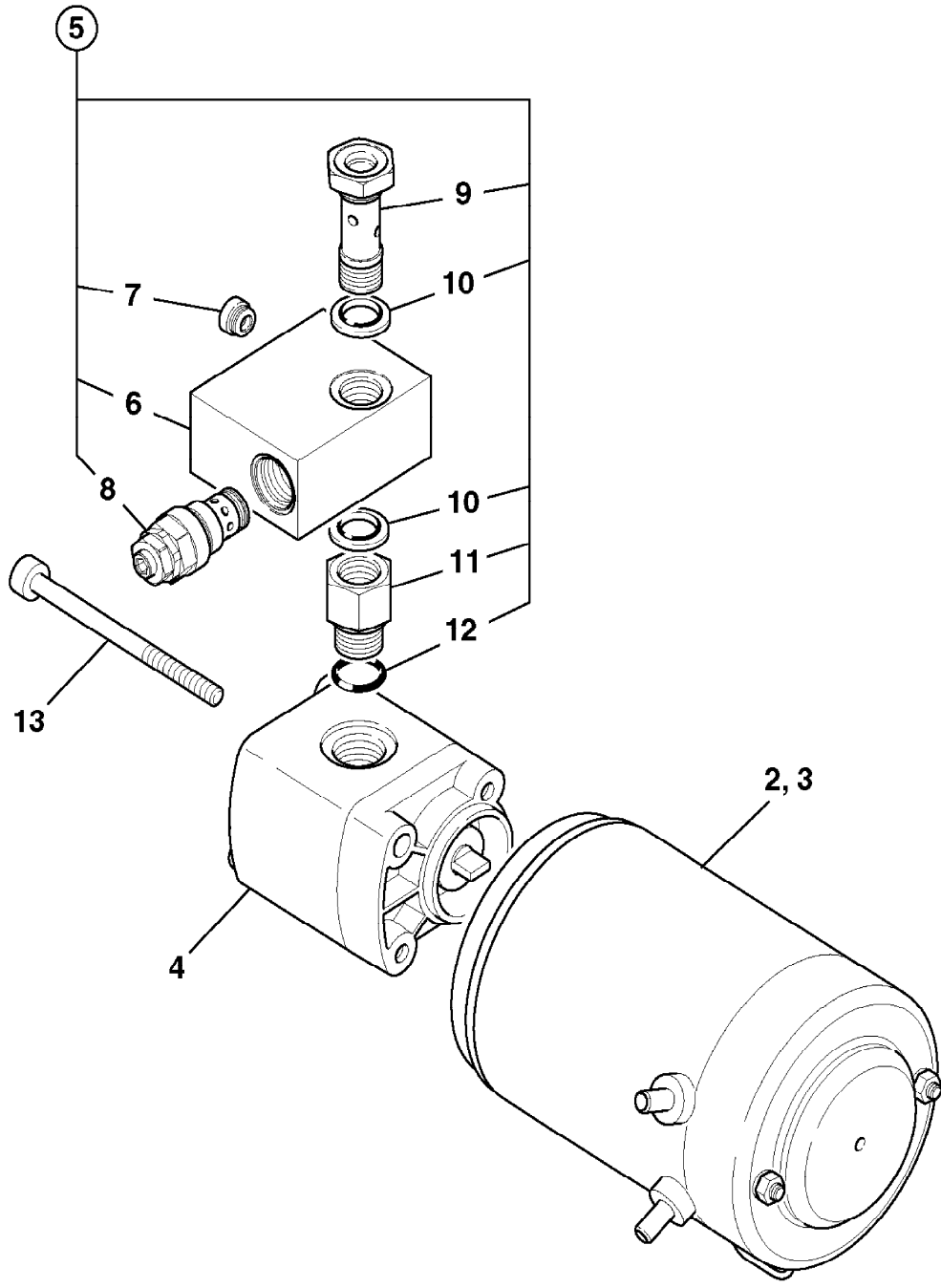
Machine group

From serial no.

To serial no.

.426

426



781160

9802/2740 E2-4-1 PUMP, WITH CHARGE VALVE

Illustration

Machines

Top of catalogue

| Item | Part no. | Change No. | Description | Remarks | Usage code | Qty |
|------|-----------|------------|------------------|--------------------|------------|-----|
| 0A | 20/925468 | | Pump, charge | | | 1 |
| 1 | 20/952295 | | :Valve, assembly | | | 1 |
| 2 | . | | 'See Remark' | Nut | | 1 |
| 3 | . | | 'See Remark' | Washer | | 1 |
| 4 | . | | 'See Remark' | Key - woodruff | | 1 |
| 5 | 20/950952 | | Kit-seal | Seal kit pump only | | 1 |

Machine groups

Details

Machine group

From serial no.

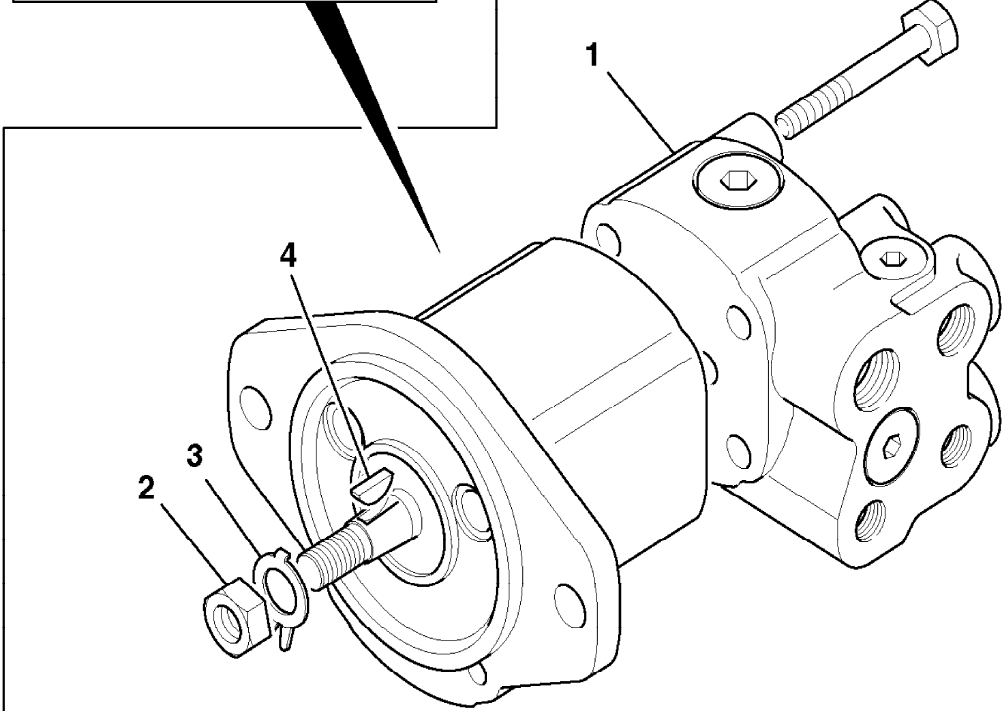
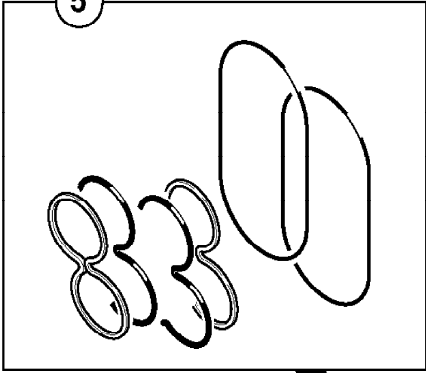
To serial no.

.426

426

A

5



872040

9802/2740 E2-5-1 MOTOR, FAN, SINGLE DIRECTION

Illustration

Machines

Top of catalogue

| Item | Part no. | Change No. | Description | Remarks | Usage code | Qty |
|------|-----------|------------|-----------------------------------|---------|------------|-----|
| 1 | 20/925518 | | Motor, hydraulic | | | 1 |
| 2 | 20/951235 | | :Cartridge, relief valve | | | 2 |
| 2A | 20/951236 | | ::Kit, seal | | | 1 |
| 3 | 20/951078 | | :Key, woodruff, 3.2 X 6.5 X 16dia | | | 1 |
| 4 | 20/951079 | | :Nut, M12 X 1.5 | | | 1 |
| 5 | 20/951428 | | :Washer, tab | | | 1 |
| 10 | 20/951234 | | :Kit, seal | | | 1 |

Machine groups

Details

Machine group

From serial no.

To serial no.

.426

426

1

2A

2

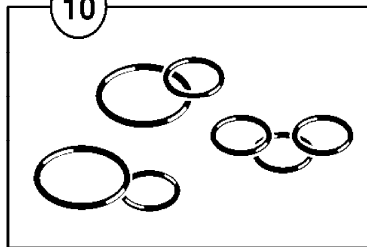
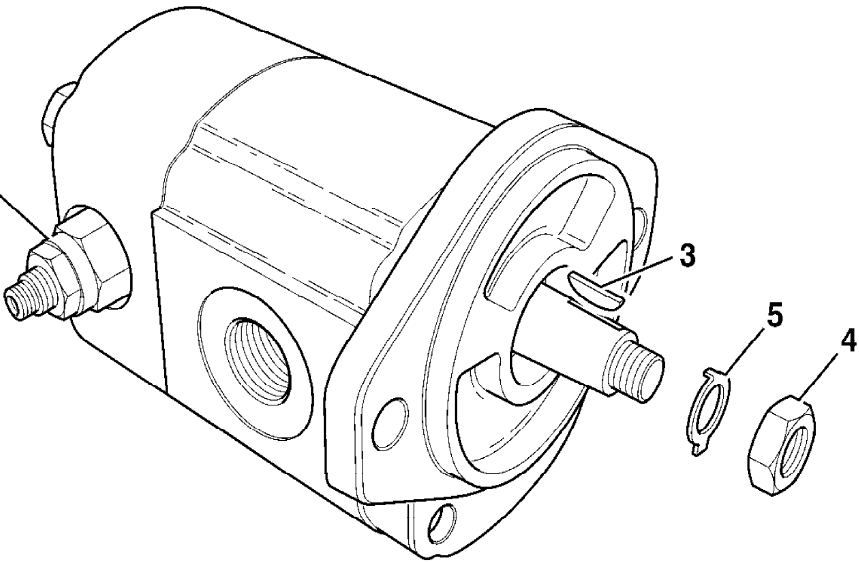

3

5

4

10

428600



9802/2740 E2-6-1 MOTOR, FAN, TWO DIRECTION

Illustration

Machines

Top of catalogue

| Item | Part no. | Change No. | Description | Remarks | Usage code | Qty |
|------|-----------|------------|--------------------------------------|-----------------------|------------|-----|
| 1 | 20/925519 | | Motor, fan | Sales special 7839 | | 1 |
| 2 | 20/951235 | | :Cartridge, relief valve | | | 2 |
| 2A | 20/951236 | | ::Kit, seal | | | 1 |
| 3 | 20/951078 | | :Key, woodruff, 3.2 X 6.5 X 16dia | | | 1 |
| 4 | 20/951079 | | :Nut, M12 X 1.5 | Nut | | 1 |
| 5 | 20/951428 | | :Washer, tab | | | 1 |
| 10 | 20/951234 | | :Kit, seal | | | 1 |

Machine groups

Details

Machine group

From serial no.

To serial no.

.426

426

1

2A

2

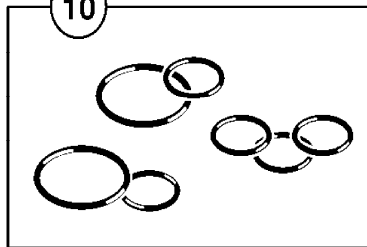
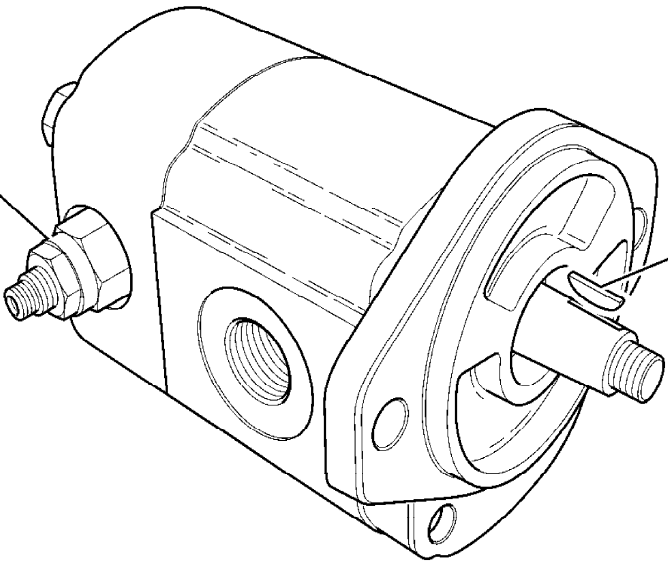

3

5

4

10

428600



9802/2740 E3-1-1 VALVE, LOAD SUSPENSION

Illustration

Machines

Top of catalogue

| Item | Part no. | Change No. | Description | Remarks | Usage code | Qty |
|------|-----------|------------|------------------------|---------|------------|-----|
| 0A | 25/222127 | | Valve, load suspension | | | 1 |
| 1 | 25/222769 | | :Housing | | | 1 |
| 2 | 25/222770 | | :Socket | | | 1 |
| 3 | 25/222771 | | :Disc, spring | | | 1 |
| 4 | 25/222772 | | :Seat, valve | | | 1 |
| 5 | 25/222773 | | :Seat, valve | | | 1 |
| 6 | 25/222774 | | :Pin, throttle | | | 1 |
| 7 | 25/222775 | | :Screw, grub | | | 1 |
| 8 | 25/222776 | | :Spring | | | 1 |
| 9 | 25/222777 | | :Spring | | | 1 |
| 10 | 25/222778 | | :Plug | | | 1 |
| 11 | 25/222779 | | :Plug | | | 1 |
| 12 | 25/222780 | | :Plug | | | 1 |
| 13 | 25/222781 | | :Screw | | | 1 |
| 14 | 25/222782 | | :Valve | | | 1 |
| 15 | 25/222783 | | :Plug | | | 1 |
| 16 | 25/222784 | | :Plug | | | 1 |

Machine groups

Details

Machine group

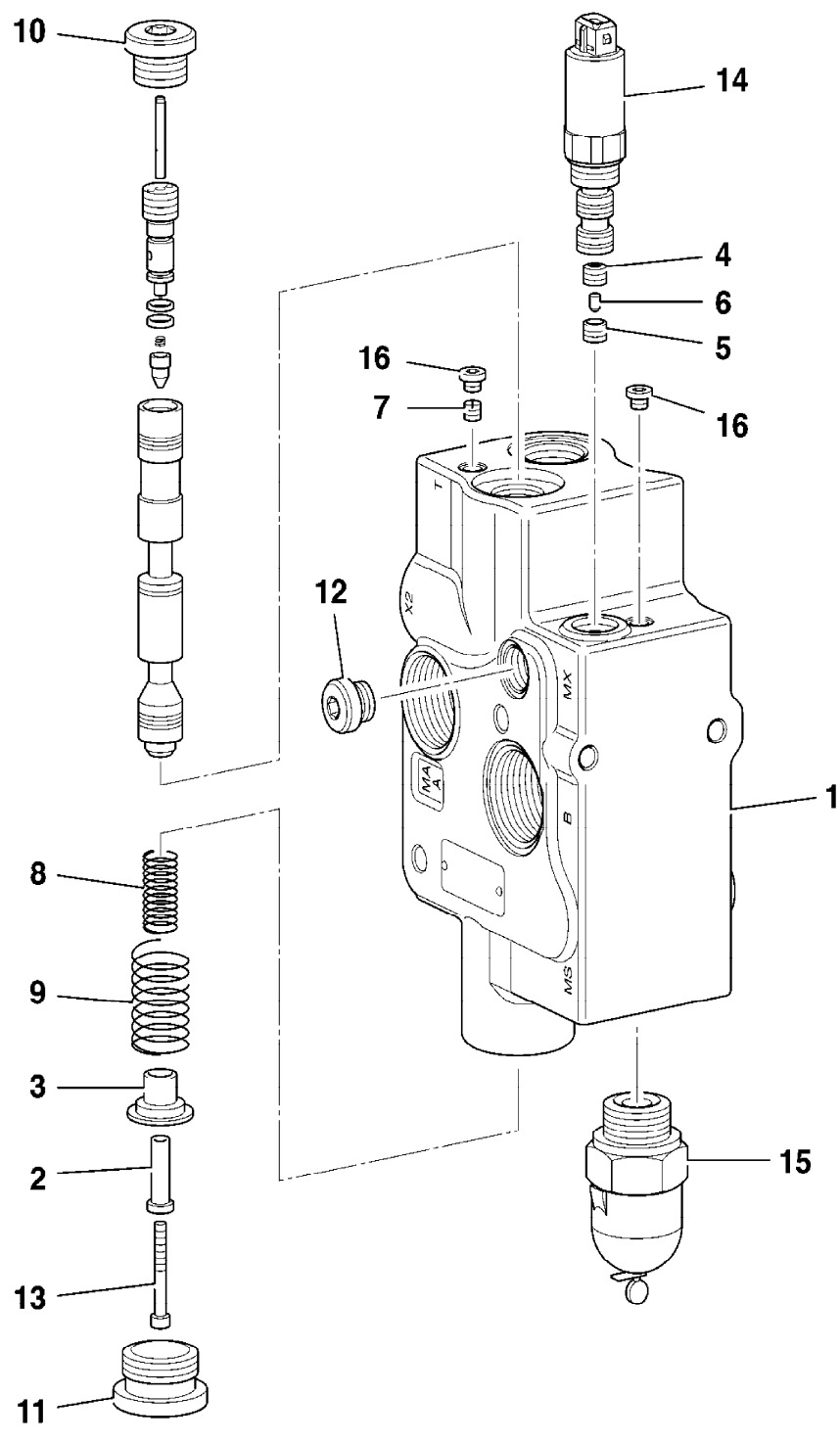
From serial no.

To serial no.

.426

426

A



790940

9802/2740 E3-10-1 VALVE AND ADAPTERS, STEERING

Illustration

Machines

Top of catalogue

| Item | Part no. | Change No. | Description | Remarks | Usage code | Qty |
|------|------------|------------|---|-------------------------|------------|-----|
| 1 | 35/902100 | | Valve, steer | 436B,426B Heavy duty | | 1 |
| 2 | 1620/0005 | | Adapter, 3/4"UNF o-ring boss, 1/2"BSP male | | | 4 |
| 3 | 1620/0001 | | Adapter | | | 1 |
| 4 | 1315/0407Z | | Bolt, M10x25 | | | 4 |
| 5 | 1420/0008Z | | Washer, Plain M10 | | | 4 |

Machine groups

Details

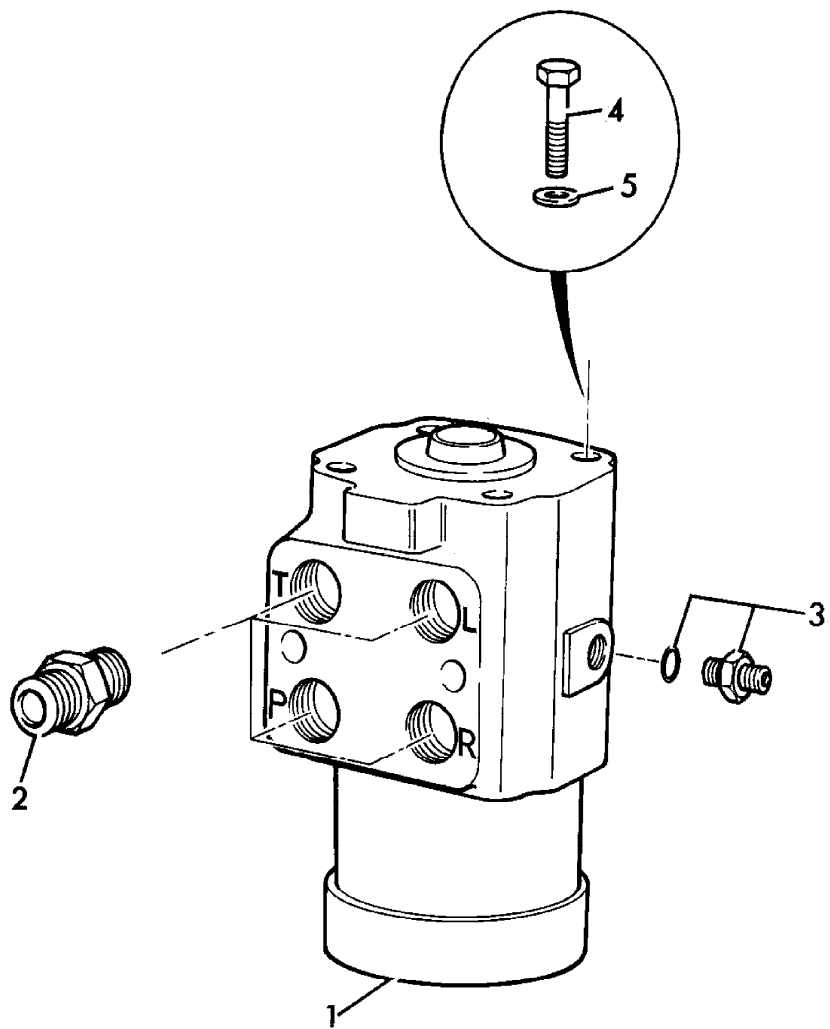
Machine group

From serial no.

To serial no.

.426

426



269220

9802/2740 E3-10-5 VALVE AND ADAPTERS, STEERING, OPTION, 620/75/R26 & 750/65/R26 TYRES

Illustration

Machines

Top of catalogue

| Item | Part no. | Change No. | Description | Remarks | Usage code | Qty |
|------|------------|------------|--|-------------------------|------------|-----|
| 1 | 35/902700 | | Valve, steer, Farm master | 426B Farm master Option | | 1 |
| 2 | 1620/0005 | | Adapter, 3/4"UNF o-ring boss, 1/2"BSP male | | | 4 |
| 3 | 1620/0001 | | Adapter | | | 1 |
| 4 | 1315/0407Z | | Bolt, M10x25 | | | 4 |
| 5 | 1420/0008Z | | Washer, Plain M10 | | | 4 |

Machine groups

Details

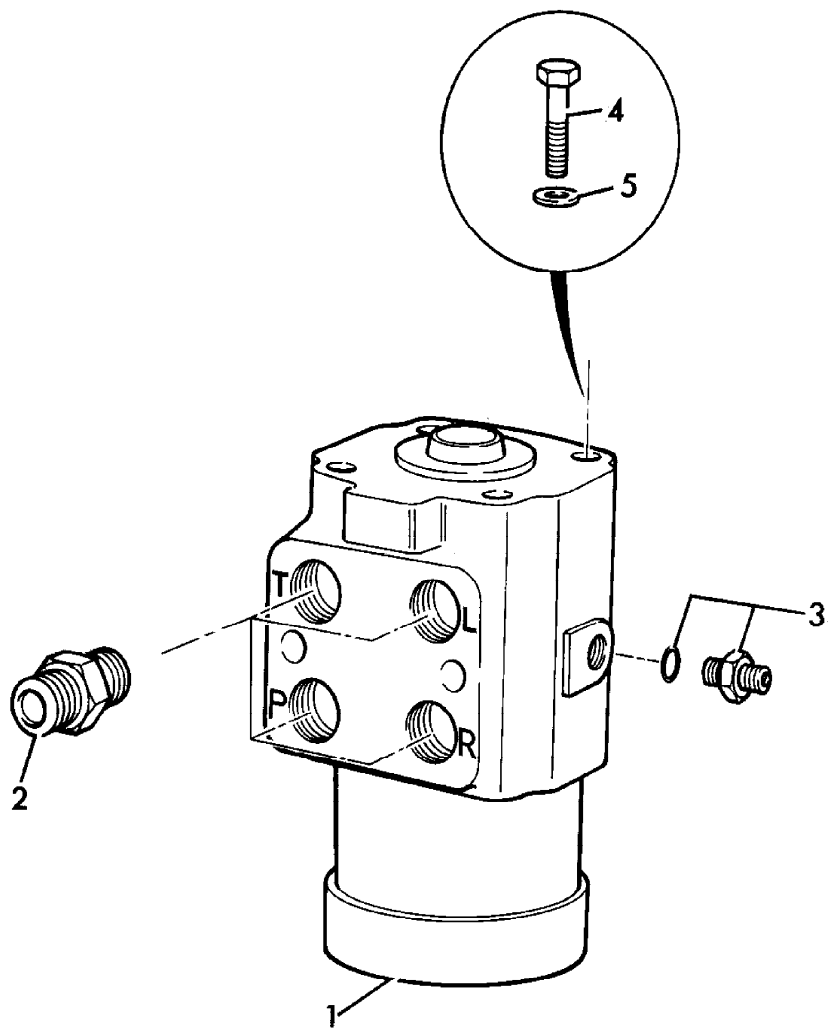
Machine group

From serial no.

To serial no.

.426

426



269220

9802/2740 E3-11-1 VALVE COMPONENTS, STEERING

Illustration

Machines

Top of catalogue

| Item | Part no. | Change No. | Description | Remarks | Usage code | Qty |
|------|-----------|------------|-------------------------|---------|------------|-----|
| 1 | 35/902100 | | Valve, steer | | | 1 |
| 2 | 35/902105 | | :Housing, valve | | | 1 |
| 3 | 35/900822 | | ::Kit, spring | | | 1 |
| 4 | 35/900803 | | ::Pin | | | 1 |
| 5 | 35/900804 | | ::Ball, check | | | 2 |
| 6 | 35/900805 | | ::Plug, anti-cavitation | | | 2 |
| 7 | 35/900806 | | ::Spring | | | 2 |
| 8 | 35/900807 | | :Kit-bearing | | | 1 |
| 9 | 35/900808 | | :Kit-seal | | | 1 |
| 10 | 35/900809 | | :Bush, gland seal | | | 1 |
| 11 | 35/900810 | | :Ring, retaining | | | 1 |
| 12 | 35/900909 | | :Screw, set | | | 1 |
| 13 | 35/902101 | | :Seat, valve | N.L.A. | | 1 |
| 14 | 35/902106 | | :Poppet | N.L.A. | | 2 |
| 15 | 35/902107 | | :Seat | N.L.A. | | 2 |
| 16 | 35/900815 | | :Plate, wear | | | 1 |
| 17 | 35/900816 | | :Shaft, drive | | | 1 |
| 18 | 35/902102 | | :Rotor | | | 1 |
| 19 | 35/902103 | | :Spacer | | | 1 |
| 20 | 35/900819 | | :Cap, end | | | 1 |
| 21 | 35/902104 | | :Screw, cap | | | 7 |

Machine groups

Details

Machine group

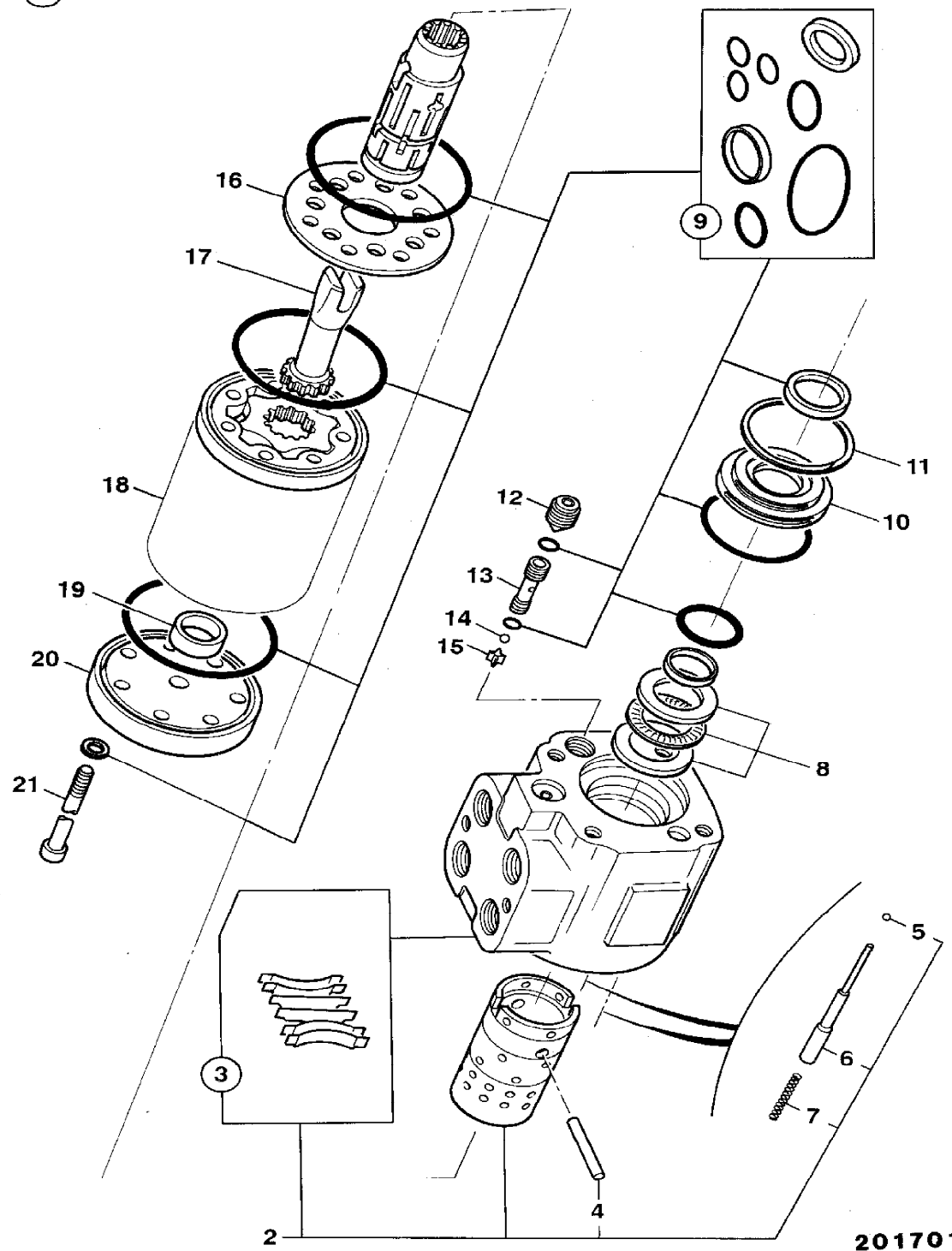
From serial no.

To serial no.

.426

426

1



201701

9802/2740 E3-12-1 VALVE ASSEMBLY, 25/222708, 4 STATION PROP. PILOT VALVE

Illustration

Machines

Top of catalogue

| Item | Part no. | Change No. | Description | Remarks | Usage code | Qty |
|------|------------|------------|------------------------------------|---------|------------|-----|
| 1 | 25/222708 | | Valve, assembly, prop. pilot valve | | | 1 |
| 1A | 25/222689 | | :Solenoid | | | 4 |
| 1B | 717/20155 | | :Coil, 24 volt, Deutsch | | | 4 |
| 6 | 1391/3318D | | Capscrew, M8 x 80mm, GRADE 12.9 | | | 2 |
| 7 | 1420/0007D | | Washer, M8 plain | | | 2 |

Machine groups

Details

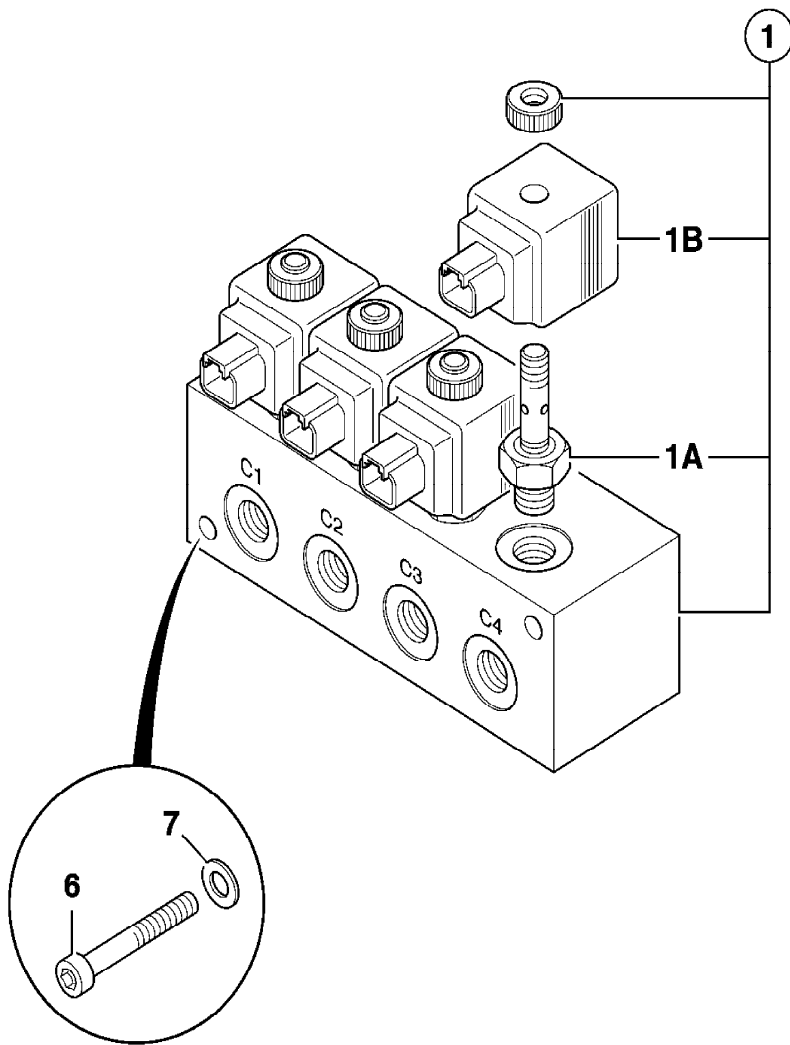
Machine group

From serial no.

To serial no.

.426

426



796680

9802/2740 E3-14-2 VALVE AND ADAPTERS, 25/223066,2 SPOOL

ZX

| Illustration | Machines | | Top of catalogue | | | |
|--------------|------------|------------|------------------------------|------------|------------|-----|
| Item | Part no. | Change No. | Description | Remarks | Usage code | Qty |
| 1 | 25/223066 | | Valve, assembly, 2 spool | | | 1 |
| 2 | 1315/0409D | | Setscrew, M10 x 35mm long | | | 2 |
| 3 | 1315/3412D | | Bolt, M10 x 50 | | | 2 |
| 4 | 1420/0008D | | Washer, M10 | | | 4 |
| 5 | 1370/0303D | | Nut, M10 | | | 4 |
| 6 | 1620/0001 | | Adapter | | | 7 |
| 7 | 1620/0002 | | Adapter | | | 1 |
| 8 | 816/15048 | | Adapter | Aux. ports | | 4 |
| 9 | 816/15175 | | Adapter | | | 1 |
| 10 | 25/993700 | | Valve, check | | | 1 |
| 11 | 821/00405 | | Circlip | | | 1 |
| 12 | 816/00464 | | Adapter, elbow - male/female | | | 1 |
| 13 | 817/19929 | | Decal, loader valve | | | 1 |

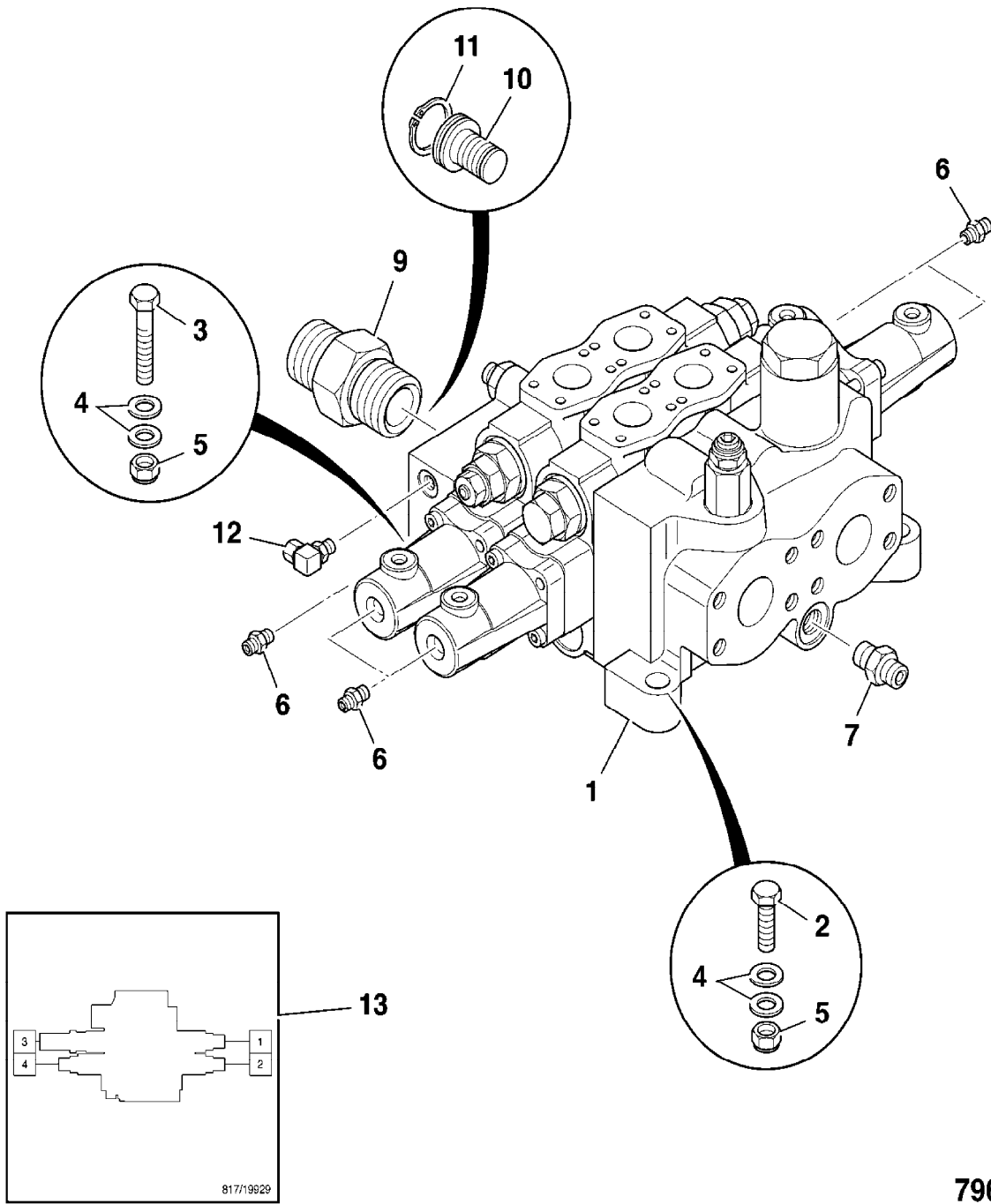
Machine groups

Details

Machine group From serial no. To serial no.

.426

426



796480

9802/2740 E3-15-2 VALVE AND ADAPTERS, 25/223067,4 SPOOL

ZX

| Illustration | Machines | Top of catalogue | | | | |
|--------------|------------|------------------|------------------------------|---------|------------|-----|
| Item | Part no. | Change No. | Description | Remarks | Usage code | Qty |
| 1 | 25/223067 | | Valve, assembly, 4 spool | | | 1 |
| 2 | 1315/0409D | | Setscrew, M10 x 35mm long | | | 2 |
| 3 | 1315/3412D | | Bolt, M10 x 50 | | | 2 |
| 4 | 1420/0008D | | Washer, M10 | | | 4 |
| 5 | 1370/0303D | | Nut, M10 | | | 4 |
| 6 | 1620/0001 | | Adapter | | | 11 |
| 7 | 1620/0002 | | Adapter | | | 1 |
| 8 | 816/15048 | | Adapter | | | 4 |
| 9 | 816/15175 | | Adapter | | | 1 |
| 10 | 25/993700 | | Valve, check | | | 1 |
| 11 | 821/00405 | | Circlip | | | 1 |
| 12 | 816/00464 | | Adapter, elbow - male/female | | | 1 |
| 13 | 817/19931 | | Decal, 4 spool, ZX | | | 1 |
| 14 | 816/17061 | | Adapter | | | 1 |

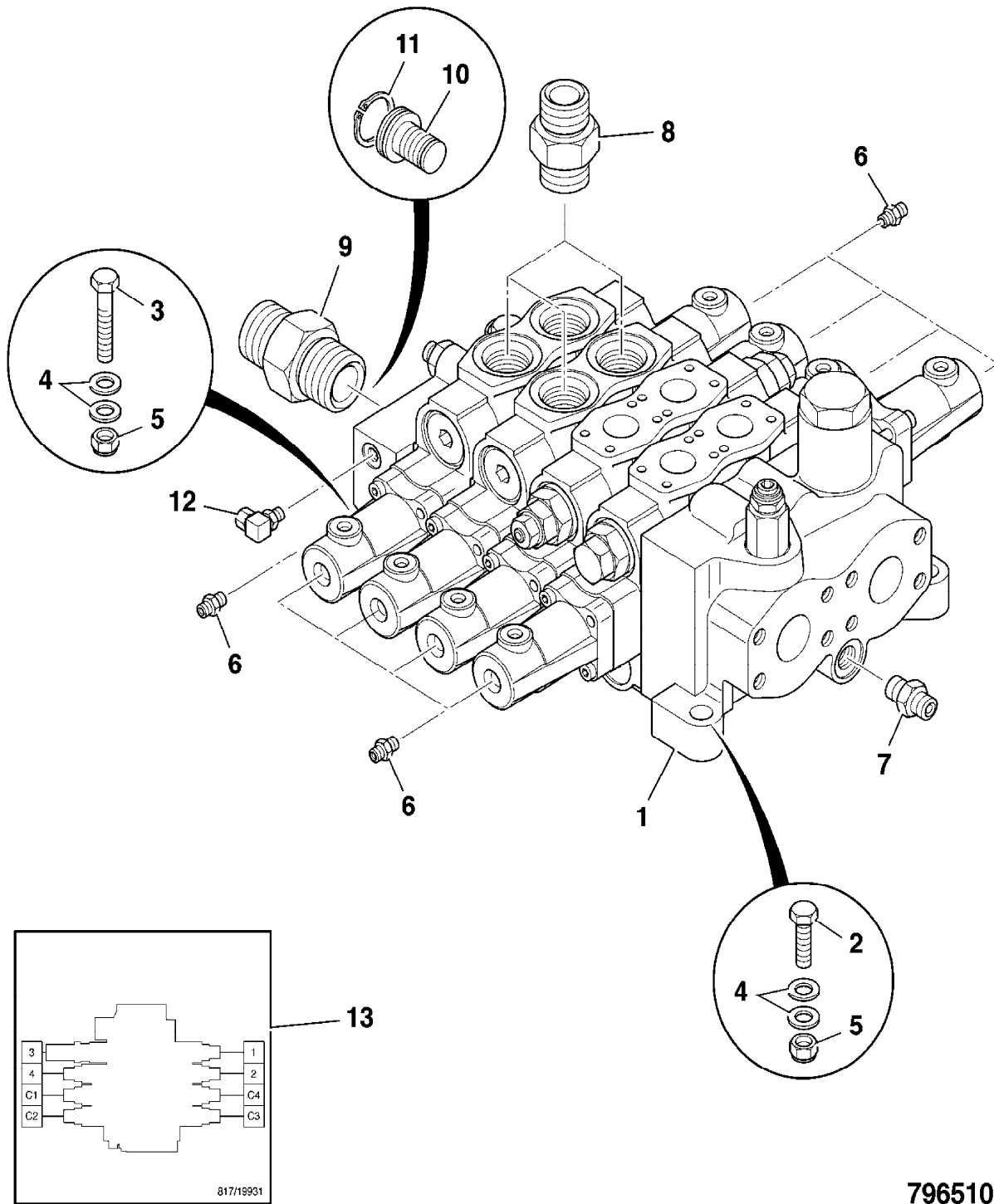
Machine groups

Details

Machine group From serial no. To serial no.

.426

426



796510

9802/2740 E3-2-1 VALVE ASSEMBLY, 25/213400,3 SPOOL,ZX

Illustration

Machines

Top of catalogue

| Item | Part no. | Change No. | Description | Remarks | Usage code | Qty |
|------|-----------|------------|---|---------|------------|-----|
| 1 | 25/213400 | | Valve, assembly, 3 spool Z bar | | | 1 |
| 2 | 25/220594 | | :Valve, section, priority steer | | | 1 |
| 3 | 25/220595 | | :Valve, section, lift | | | 1 |
| 3A | 25/221089 | | :Housing | | | 2 |
| 4 | 25/987602 | | :Valve, section, bucket | | | 1 |
| 5 | 25/987603 | | :Valve, section, Aux. | | | 1 |
| 6 | 25/220593 | | :Cover, end c/w pressure, reducing valve | | | 1 |
| 7 | 25/202801 | | :Body, assembly, inlet | | | 1 |
| 8 | 998/10280 | | Kit, seal for 1 section, between sections | | | 1 |
| 9 | 25/202001 | | Kit, section, sealing | | | 1 |
| 10 | 25/987605 | | Kit, sealing, inlet | | | 1 |
| 11 | 25/987606 | | Kit, seal, end cover | | | 1 |
| 12 | 998/10401 | | Kit, tie rod | | | 1 |
| 13 | 817/03907 | | Decal, loader valve, 436 Z bar | | | 1 |

Machine groups

Details

Machine group

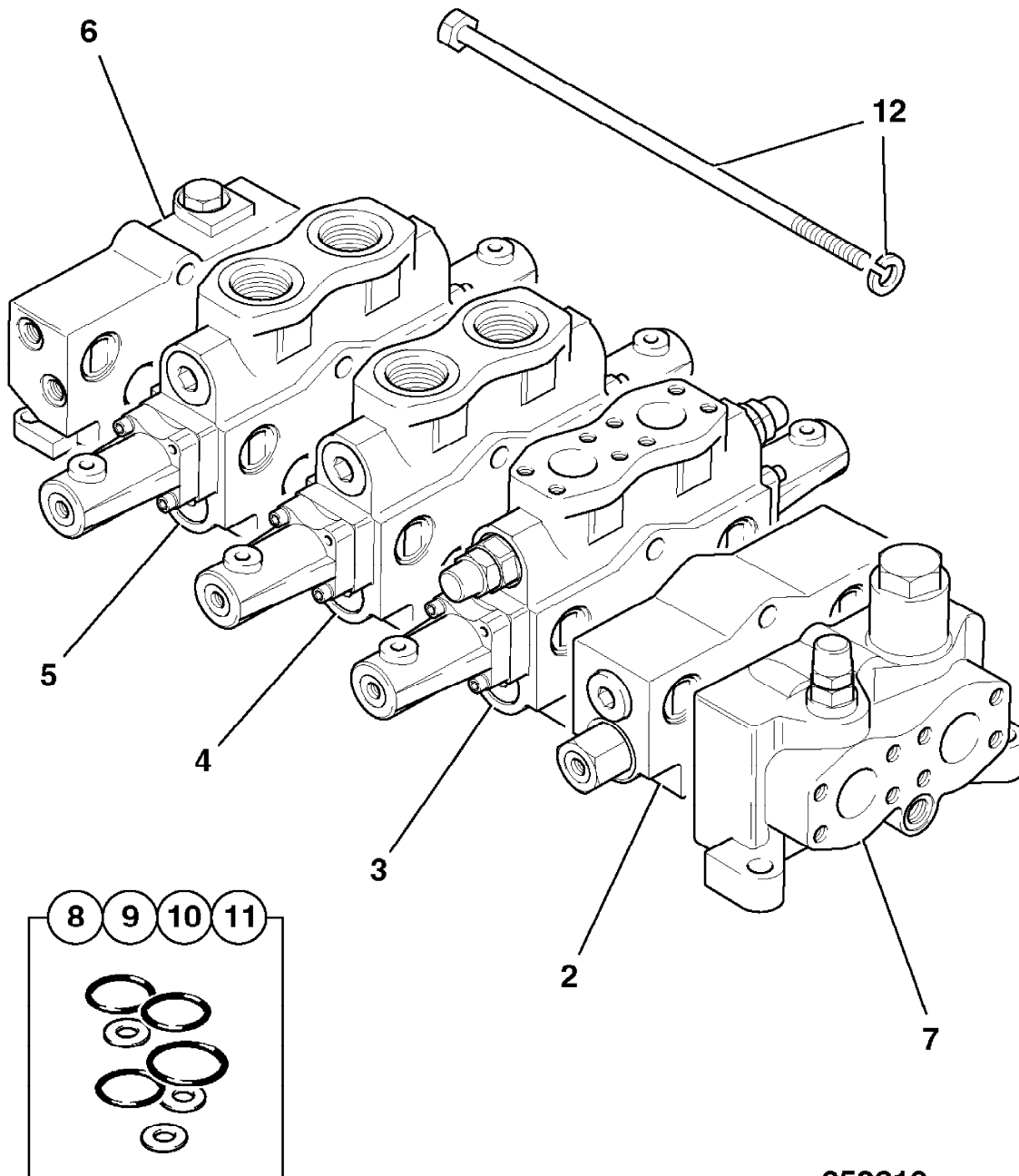
From serial no.

To serial no.

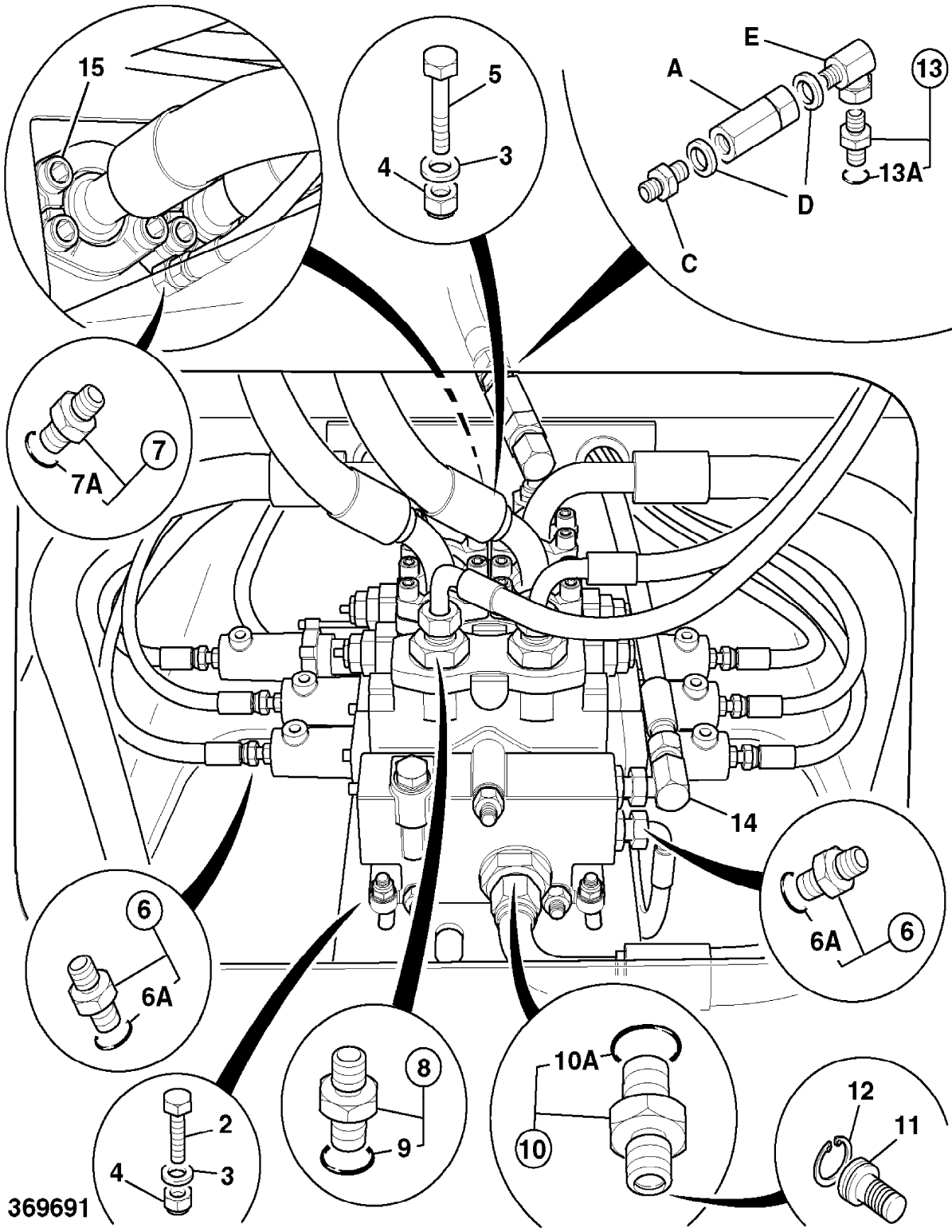
.426

426

1



352610



9802/2740 E3-2-3 VALVE COMPONENTS, 25/213400,3 SPOOL ZX

Illustration

Machines

Top of catalogue

| Item | Part no. | Change No. | Description | Remarks | Usage code | Qty |
|------|-----------|------------|---|--------------------------------------|------------|-----|
| 0A | 25/213400 | | Valve, assembly, 3 spool Z bar | | | 1 |
| 1 | 998/10401 | | :Kit, tie rod | | | 1 |
| 2 | 25/202801 | | :Body, assembly, inlet | | | 1 |
| 3 | 25/222091 | | ::Plug, with seal | | | 1 |
| 4 | 25/221558 | | ::Valve, clipper relief | | | 1 |
| 4A | 25/222160 | | :::Kit, seal | | | 1 |
| 5 | 25/220594 | | :Valve, section, priority steer | Priority steer section, see index E3 | | 1 |
| 6 | 25/220595 | | :Valve, section, lift | | | 1 |
| 6A | 25/221948 | | :Spool, main, lift, 426 436 | | | 1 |
| 7 | 25/976704 | | ::Valve, anti cav | | | 1 |
| 7A | 25/222116 | | :::Kit, seal, ant-cav | | | 1 |
| 8 | 25/977706 | | ::Valve, relief, 5050 PSI-349 BAR | | | 1 |
| 8A | 25/976601 | | :::Kit-seal | | | 1 |
| 9 | 25/222092 | | ::Plug, with o ring | | | 1 |
| 10 | 25/221186 | | ::Spool, load check | | | 1 |
| 11 | 814/10001 | | ::Spring | | | 1 |
| 12 | 25/220596 | | ::Housing, primary, shuttle | | | 1 |
| 13 | 25/997204 | | ::Plug, assembly | | | 1 |
| 14 | 25/971201 | | ::Ball, secondary shuttle | | | 1 |
| 15 | 25/971233 | | ::Plug, expansion | | | 1 |
| 16 | 25/222161 | | ::Housing, actuator | | | 2 |
| 17 | 25/222162 | | ::Capscrew, socket head | | | 2 |
| 18 | 25/222163 | | ::Capscrew, socket head | | | 2 |
| 19 | 25/971247 | | ::Washer | | | 2 |
| 20 | 25/971244 | | ::Nut | | | 2 |
| 21 | 25/221843 | | ::Retainer, spring | | | 2 |
| 22 | 25/221177 | | ::Spring | | | 2 |
| 23 | 25/222118 | | ::Stud, spool connecting | | | 1 |
| 24 | 25/971242 | | ::Retainer, spring | | | 3 |
| 25 | 25/222119 | | ::Retainer, spring | | | 1 |
| 26 | 25/971265 | | ::Spring | | | 1 |
| 27 | 25/222120 | | ::Spacer | | | 1 |
| 28 | 25/971216 | | ::Coupling | | | 1 |
| 29 | 25/222164 | | ::Housing, actuator | | | 1 |
| 30 | 25/987602 | | :Valve, section, bucket | | | 1 |
| 31 | 25/997709 | | ::Valve, relief assembly, anti cav (3600) | | | 2 |
| 31A | 25/976601 | | :::Kit-seal | | | 1 |

| | | | | | | |
|-----|-----------|--|--|--|--|---|
| 33 | 25/222092 | | ::Plug, with o ring | | | 1 |
| 34 | 25/221303 | | ::Spool, compensating | | | 1 |
| 35 | 25/221178 | | ::Spring, compensator | | | 1 |
| 36 | 25/221179 | | ::Spring, compensator, inner | | | 1 |
| 37 | 25/997219 | | ::Housing, primary shuttle | | | 1 |
| 38 | 25/997204 | | ::Plug, assembly | | | 1 |
| 39 | 25/971201 | | ::Ball, secondary shuttle | | | 1 |
| 40 | 25/971233 | | ::Plug, expansion | | | 1 |
| 41 | 25/971264 | | ::Housing, actuator | | | 2 |
| 42 | 25/971246 | | ::Screw | | | 4 |
| 44 | 25/971247 | | ::Washer | | | 4 |
| 45 | 25/971244 | | ::Nut | | | 2 |
| 46 | 25/971242 | | ::Retainer, spring | | | 4 |
| 47 | 25/222121 | | ::Spring | | | 2 |
| 48 | 25/222122 | | ::Stud, spool connecting | | | 1 |
| 49 | 25/971216 | | ::Coupling | | | 1 |
| 50 | 25/994200 | | :Valve, section, auxiliary | | | 1 |
| 51 | 25/971254 | | ::Plug | | | 2 |
| 52 | 25/222092 | | ::Plug, with o ring | | | 1 |
| 53 | 25/222303 | | ::Unit, regulating | | | 1 |
| 54 | 25/221178 | | ::Spring, compensator | | | 1 |
| 55 | 25/997219 | | ::Housing, primary shuttle | | | 1 |
| 56 | 25/997204 | | ::Plug, assembly | | | 1 |
| 57 | 25/971201 | | ::Ball, secondary shuttle | | | 1 |
| 58 | 25/971233 | | ::Plug, expansion | | | 1 |
| 59 | 25/971264 | | ::Housing, actuator | | | 2 |
| 60 | 25/971246 | | ::Screw | | | 4 |
| 61 | 25/971247 | | ::Washer | | | 4 |
| 62 | 25/971244 | | ::Nut | | | 2 |
| 63 | 25/971242 | | ::Retainer, spring | | | 4 |
| 64 | 25/222121 | | ::Spring | | | 2 |
| 65 | 25/222122 | | ::Stud, spool connecting | | | 1 |
| 66 | 25/971216 | | ::Coupling | | | 1 |
| 89 | 25/220593 | | :Cover, end c/w pressure, reducing valve | | | 1 |
| 90 | 25/971230 | | ::Plug, c/w O Ring | | | 1 |
| 91 | 25/971213 | | ::Spring | | | 1 |
| 92 | 25/971231 | | ::Screw, cap | | | 1 |
| 93 | 25/971212 | | ::Washer | | | 1 |
| 94 | 25/971232 | | ::Spool, regulator | | | 1 |
| 95 | 25/971233 | | ::Plug, expansion | | | 4 |
| 96A | 998/10280 | | :Kit, seal for 1 section, between sections | | | 1 |
| 96B | 25/987605 | | :Kit, sealing, inlet | | | 1 |
| 96C | 998/10404 | | :Kit, sealing | | | 1 |
| 96D | 25/202001 | | :Kit, section, sealing | | | 1 |
| | | | | | | |

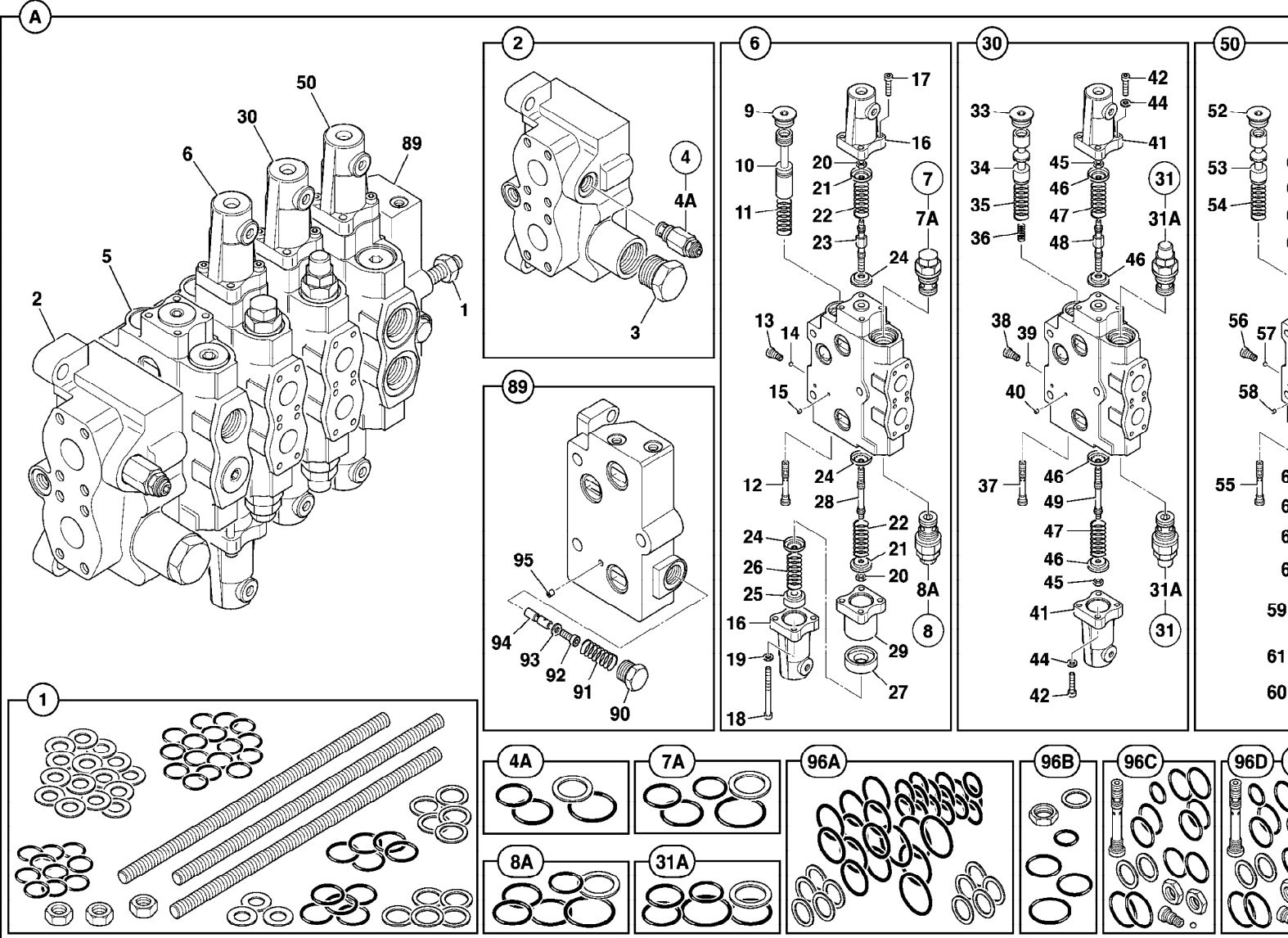
| | | | | | | |
|-----|-----------|--|------------------------|--|--|---|
| 96E | 25/202001 | | :Kit, section, sealing | | | 1 |
| 96F | 25/987606 | | :Kit, seal, end cover | | | 1 |

Machine groups

Details

Machine group From serial no. To serial no.

.426
426



9802/2740 E3-20-1 FILTER, HYDRAULIC

Illustration

Machines

Top of catalogue

| Item | Part no. | Change No. | Description | Remarks | Usage code | Qty |
|------|------------|------------|-----------------------------|---------|------------|-----|
| 1 | 581/18071 | | Filter, assembly, hydraulic | | | 1 |
| 2 | 990/00090 | | :Element, filter, 10 micron | | | 1 |
| 3 | 32/100303 | | :Bridge | | | 1 |
| 4 | 581/07001 | | :Seal, mounting | | | 1 |
| 5 | 581/07006 | Superseded | :Nut | | | 4 |
| | 32/925294 | | :Nut, flange | | | 4 |
| 5A | 581/07005 | | :Stud | | | 4 |
| 6 | 581/07003 | | :O Ring | | | 1 |
| 7 | 32/100304 | | :O Ring | | | 1 |
| 8 | 32/904301 | | :Seal, hydraulic filter | | | 1 |
| 9 | 581/07004 | | :Cover | | | 1 |
| 10 | 581/07002 | | :Housing, filter | | | 1 |
| 11 | 32/925358 | | :Spring | | | 1 |
| 12 | 32/100307 | | :Valve, by-pass, assembly | | | 1 |
| 13 | 1420/0008Z | | :Washer, Plain M10 | | | 4 |
| 14 | 1315/0407Z | | :Bolt, M10x25 | | | 4 |
| 15 | 581/07008 | | :Gasket, filter element | | | 1 |

Machine groups

Details

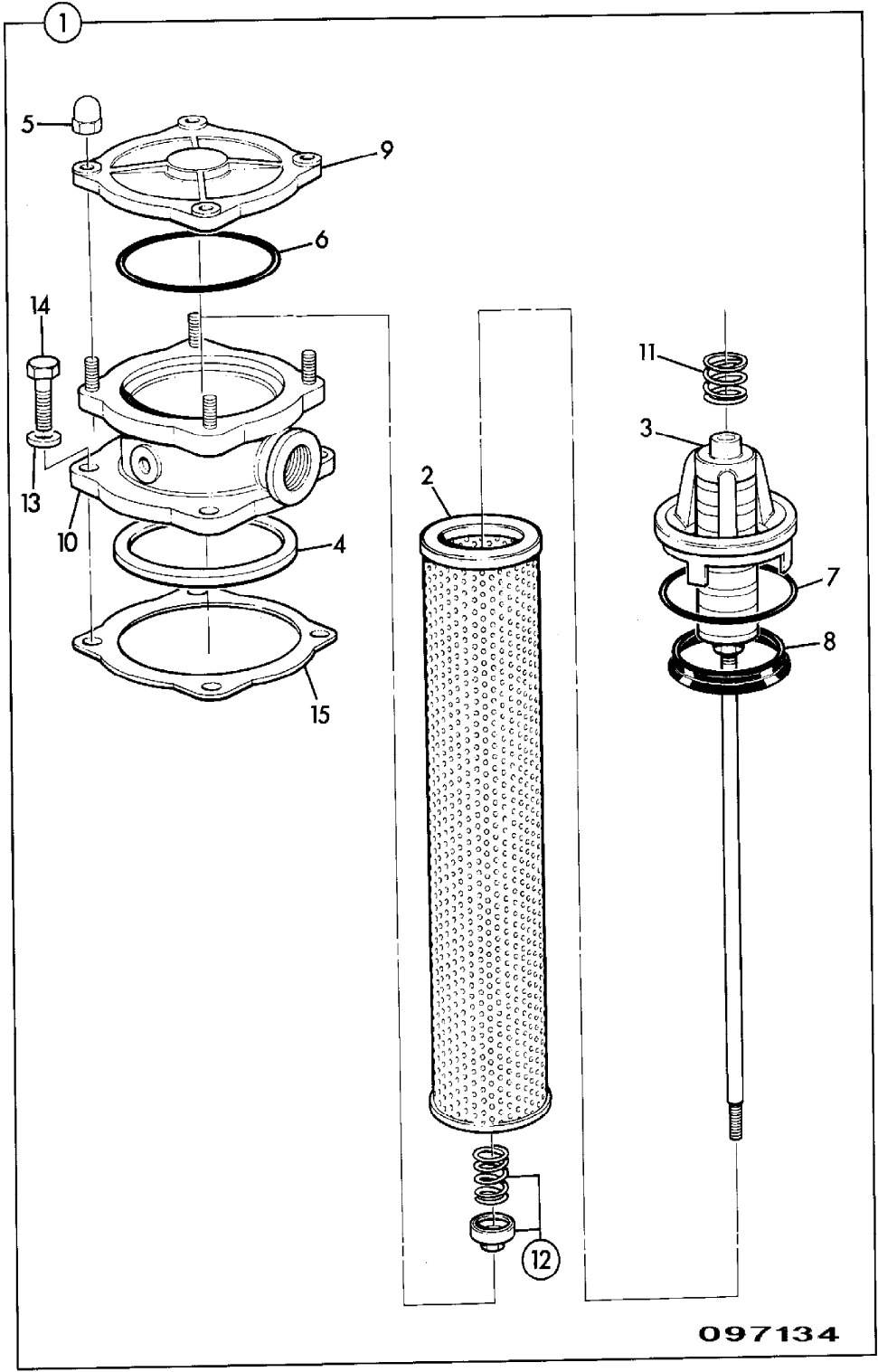
Machine group

From serial no.

To serial no.

.426

426



097134

9802/2740 E3-20-5 LUBRICANTS & FILTERS

Illustration

Machines

Top of catalogue

| Item | Part no. | Change No. | Description | Remarks | Usage code | Qty |
|------|------------|------------|--|----------------------|------------|-----|
| 1 | 4001/1801 | | Oil, EP Engine Oil 15W40, 5 Litres | Engine Oil-Service | | 1 |
| | 4001/1802 | | Oil, EP Engine oil 15W40, 25 Litres | | | 1 |
| | 4001/1803 | | Oil, EP Engine oil 15W40, 200 Litres | | | 1 |
| 2 | 4000/2302 | | Fluid, HP Universal ATF 15, 25 Litres | Transmission oil | | 1 |
| | 4000/2303 | | Fluid, HP Universal ATF 15, 200 Litres | | | 1 |
| 3 | 4002/1601 | | Fluid, hydraulic, EP46, 5 litres | Hydraulic oil | | 1 |
| | 4002/1602 | | Fluid, hydraulic, EP46, 25 litres | | | 1 |
| | 4002/1603 | | Fluid, hydraulic, EP46, 200 litres | | | 1 |
| 4 | 4003/2006 | | Grease, HP 12.5kg | High pressure grease | | 1 |
| | 4003/2005 | | Grease, HP 50kg | | | 1 |
| | 4003/2017 | | Grease, HP, 400g x 24 | | | 1 |
| 6 | 4006/0102 | | Fluid, anti-freeze, 5 litre | | | 1 |
| | 4006/0103 | | Fluid, anti-freeze, 25 Ltr | | | 1 |
| | 4006/0104 | | Fluid, anti-freeze, 200 Ltr | | | 1 |
| 7 | 4000/1201A | | Oil, LS gear, 5 litres | | | 1 |
| | 4000/1202 | | Oil, LS gear, 25 litres | | | 1 |
| | 4000/1202 | | Oil, LS gear, 25 litres | | | 1 |
| 8 | 581/18071 | | Filter, assembly, hydraulic | | | 1 |
| 9 | 990/00090 | | :Element, filter, 10 micron | | | 1 |

Machine groups

Details

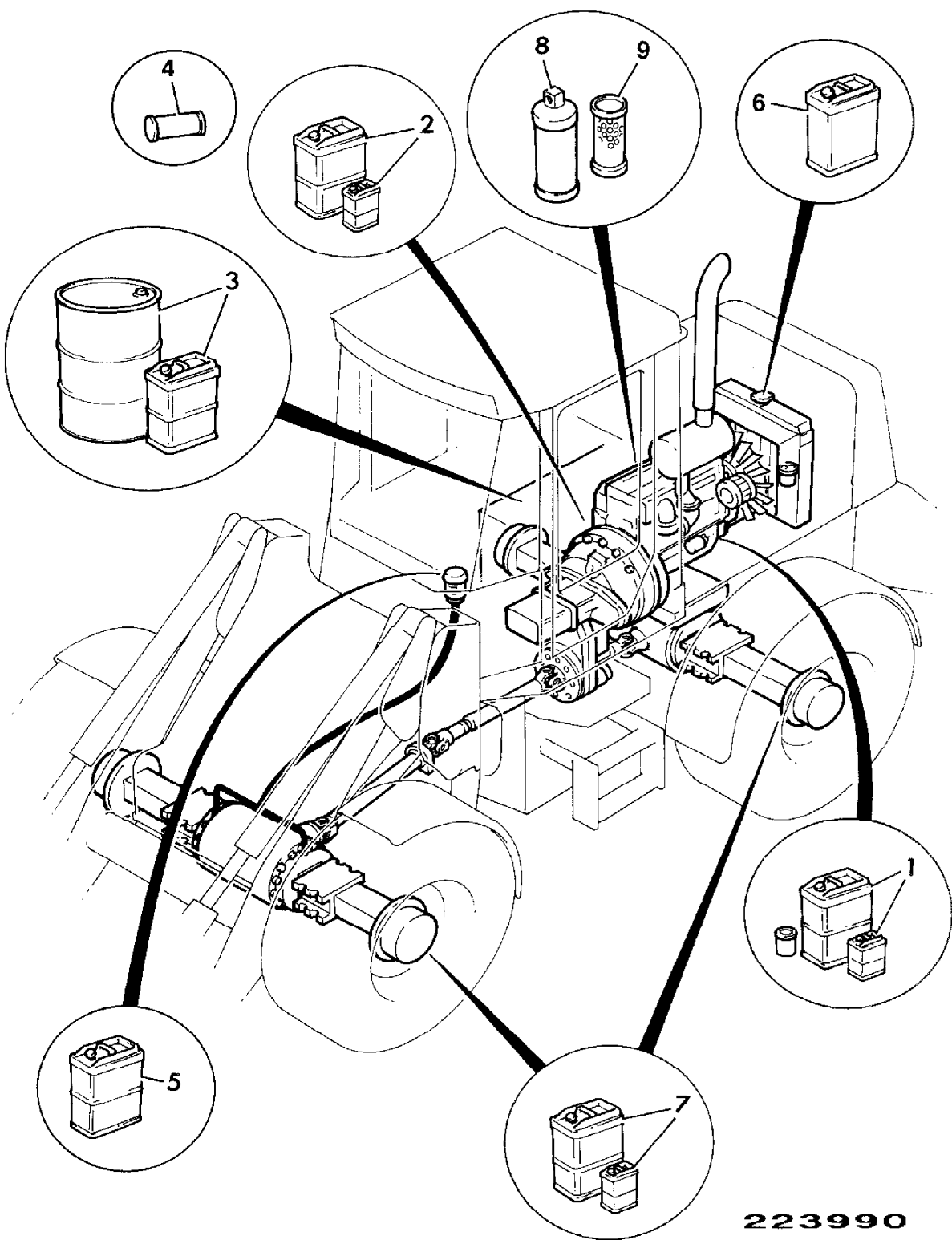
Machine group

From serial no.

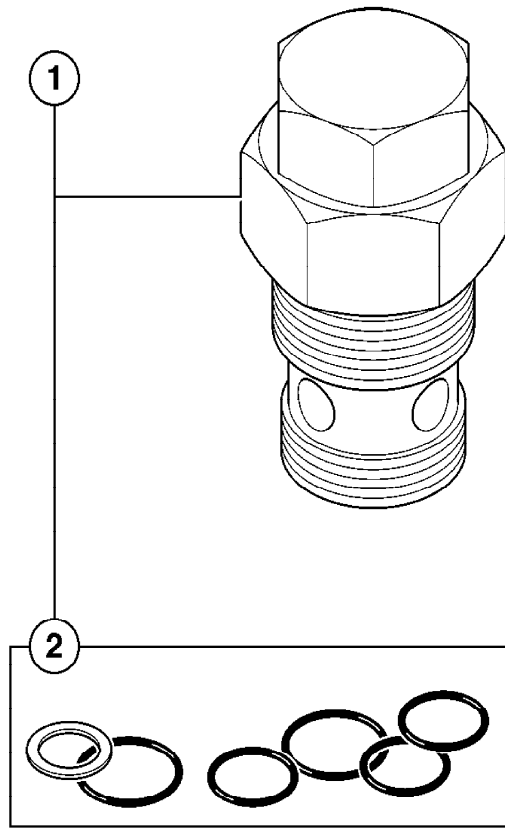
To serial no.

.426

426



223990



796650

9802/2740 E3-3-1 VALVE ASSEMBLY, 25/213600,3 SPOOL,HT

Illustration

Machines

Top of catalogue

| Item | Part no. | Change No. | Description | Remarks | Usage code | Qty |
|------|-----------|------------|---|---------|------------|-----|
| 1 | 25/213600 | | Valve, assembly, 3 spool | | | 1 |
| 2 | 25/220594 | | :Valve, section, priority steer | | | 1 |
| 3 | 25/220595 | | :Valve, section, lift | | | 1 |
| 4 | 25/201901 | | :Valve, section, bucket | | | 1 |
| 5 | 25/994200 | | :Valve, section, auxiliary | | | 1 |
| 6 | 25/220593 | | :Cover, end c/w pressure, reducing valve | | | 1 |
| 7 | 25/202801 | | :Body, assembly, inlet | | | 1 |
| 8 | 998/10280 | | Kit, seal for 1 section, between sections | | | 1 |
| 9 | 25/202001 | | Kit, section, sealing | | | 1 |
| 10 | 25/987605 | | Kit, sealing, inlet | | | 1 |
| 11 | 25/987606 | | Kit, seal, end cover | | | 1 |
| 12 | 998/10401 | | Kit, tie rod | | | 1 |

Machine groups

Details

Machine group

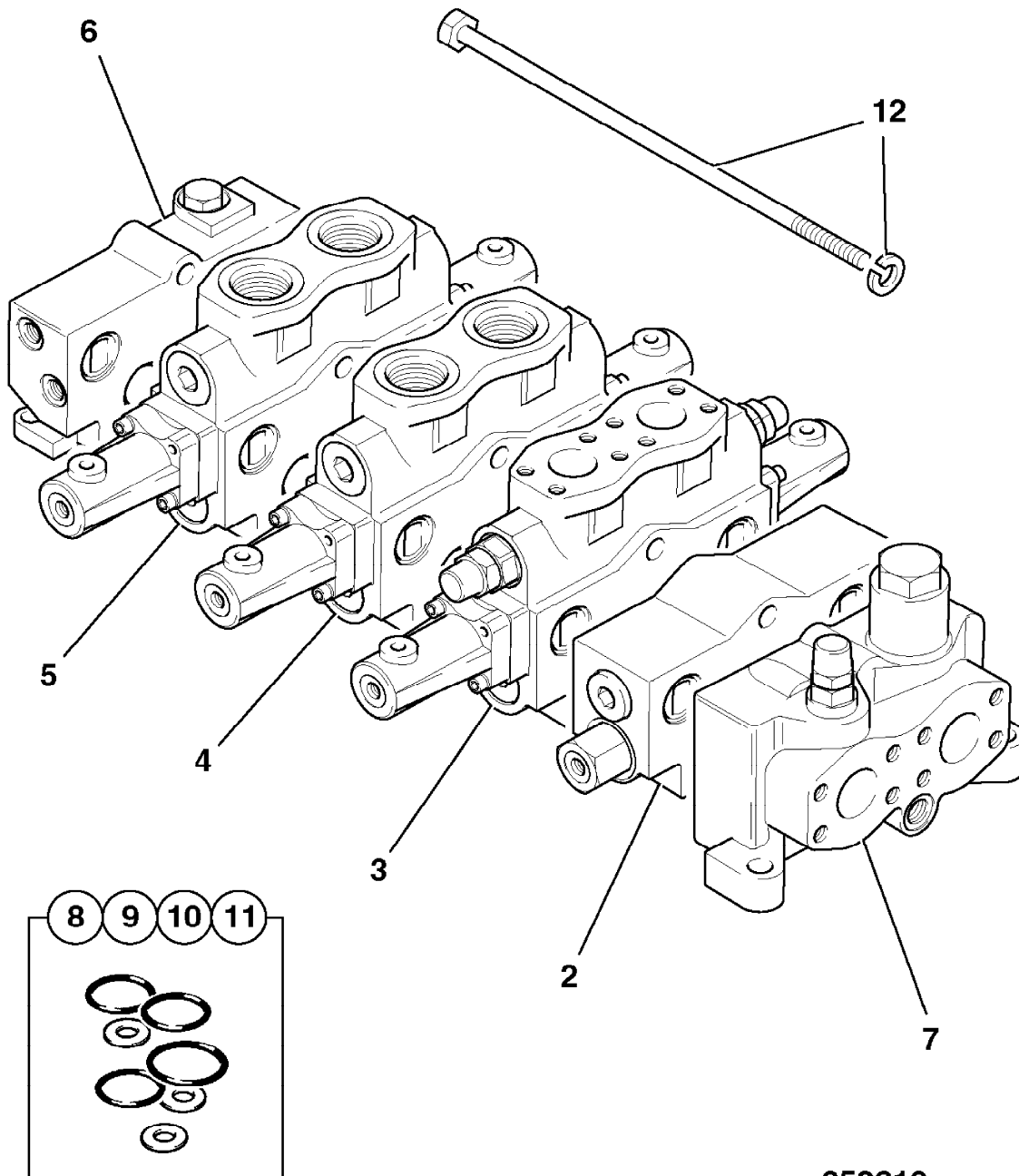
From serial no.

To serial no.

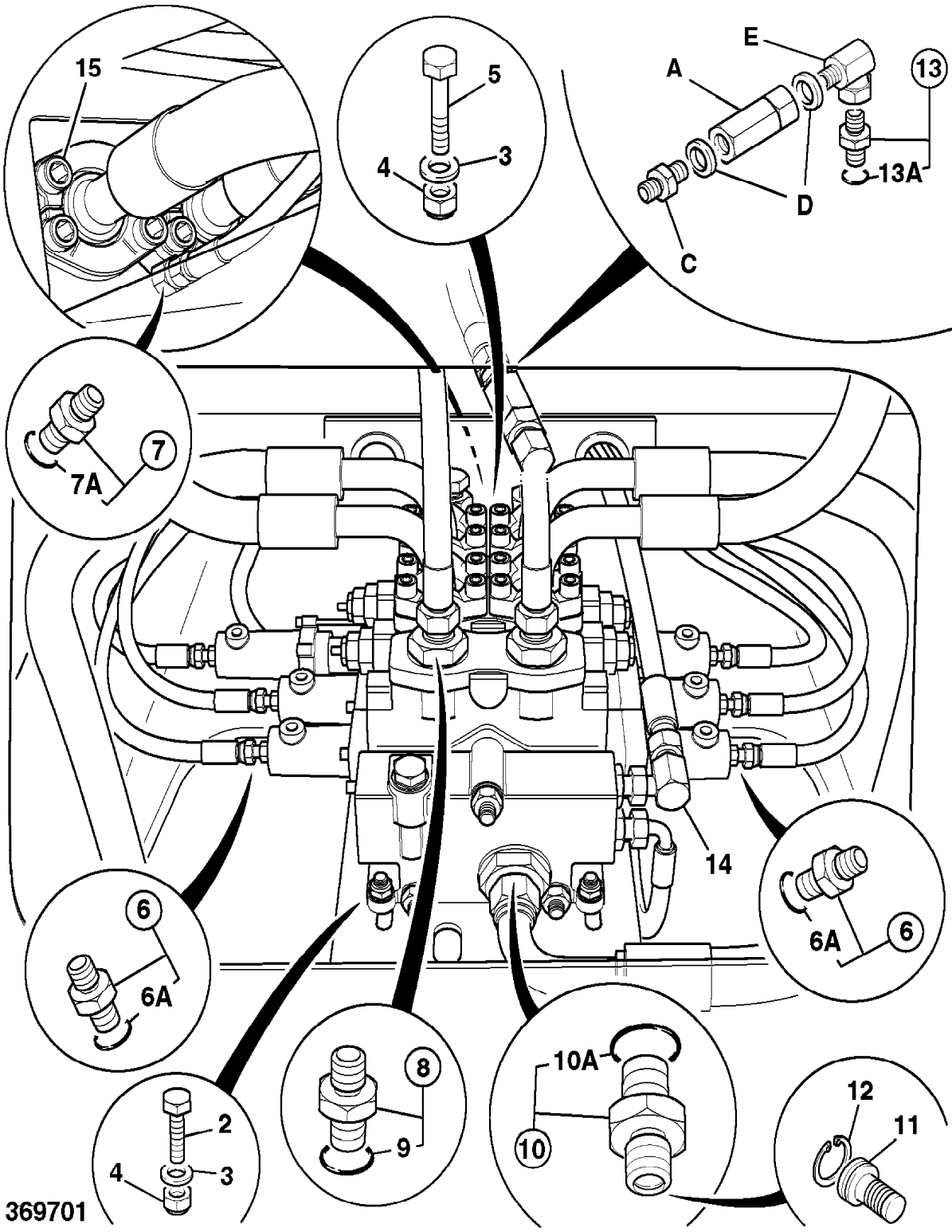
.426

426

1



352610



369701

9802/2740 E3-3-3 VALVE COMPONENTS, 25/213600,3 SPOOL HT

Illustration

Machines

Top of catalogue

| Item | Part no. | Change No. | Description | Remarks | Usage code | Qty |
|------|-----------|------------|-----------------------------------|--------------------------------------|------------|-----|
| 0A | 25/213600 | | Valve, assembly, 3 spool | | | 1 |
| 1 | 998/10401 | | :Kit, tie rod | | | 1 |
| 2 | 25/202801 | | :Body, assembly, inlet | | | 1 |
| 3 | 25/222091 | | ::Plug, with seal | | | 1 |
| 4 | 25/221558 | | ::Valve, clipper relief | | | 1 |
| 4A | 25/222160 | | :::Kit, seal | | | 1 |
| 5 | 25/220594 | | :Valve, section, priority steer | Priority steer section, see index E3 | | 1 |
| 6 | 25/220595 | | :Valve, section, lift | | | 1 |
| 6A | 25/221948 | | :Spool, main, lift, 426 436 | | | 1 |
| 7 | 25/976704 | | ::Valve, anti cav | | | 1 |
| 7A | 25/222116 | | :::Kit, seal, ant-cav | | | 1 |
| 8 | 25/977706 | | ::Valve, relief, 5050 PSI-349 BAR | | | 1 |
| 8A | 25/976601 | | :::Kit-seal | | | 1 |
| 9 | 25/222092 | | ::Plug, with o ring | | | 1 |
| 10 | 25/221186 | | ::Spool, load check | | | 1 |
| 11 | 814/10001 | | ::Spring | | | 1 |
| 12 | 25/220596 | | ::Housing, primary, shuttle | | | 1 |
| 13 | 25/997204 | | ::Plug, assembly | | | 1 |
| 14 | 25/971201 | | ::Ball, secondary shuttle | | | 1 |
| 15 | 25/971233 | | ::Plug, expansion | | | 1 |
| 16 | 25/222161 | | ::Housing, actuator | | | 2 |
| 17 | 25/222162 | | ::Capscrew, socket head | | | 2 |
| 18 | 25/222163 | | ::Capscrew, socket head | | | 2 |
| 19 | 25/971247 | | ::Washer | | | 2 |
| 20 | 25/971244 | | ::Nut | | | 2 |
| 21 | 25/221843 | | ::Retainer, spring | | | 2 |
| 22 | 25/221177 | | ::Spring | | | 2 |
| 23 | 25/222118 | | ::Stud, spool connecting | | | 1 |
| 24 | 25/971242 | | ::Retainer, spring | | | 3 |
| 25 | 25/222119 | | ::Retainer, spring | | | 1 |
| 26 | 25/971265 | | ::Spring | | | 1 |
| 27 | 25/222120 | | ::Spacer | | | 1 |
| 28 | 25/971216 | | ::Coupling | | | 1 |
| 29 | 25/222164 | | ::Housing, actuator | | | 1 |
| 30 | 25/201901 | | :Valve, section, bucket | | | 1 |
| 31 | 25/201902 | | ::Valve, relief, 1800 PSI-125 BAR | | | 1 |
| 31A | 25/976601 | | :::Kit-seal | | | 1 |

| | | | | | | |
|-----|-----------|--|--|--|--|---|
| 32 | 25/997709 | | ::Valve, relief assembly, anti cav (3600) | | | 1 |
| 32A | 25/976601 | | :::Kit-seal | | | 1 |
| 33 | 25/222092 | | ::Plug, with o ring | | | 1 |
| 34 | 25/221303 | | ::Spool, compensating | | | 1 |
| 35 | 25/221178 | | ::Spring, compensator | | | 1 |
| 36 | 25/221179 | | ::Spring, compensator, inner | | | 1 |
| 37 | 25/997219 | | ::Housing, primary shuttle | | | 1 |
| 38 | 25/997204 | | ::Plug, assembly | | | 1 |
| 39 | 25/971201 | | ::Ball, secondary shuttle | | | 1 |
| 40 | 25/971233 | | ::Plug, expansion | | | 1 |
| 41 | 25/971264 | | ::Housing, actuator | | | 2 |
| 42 | 25/971246 | | ::Screw | | | 4 |
| 43 | 25/971247 | | ::Washer | | | 4 |
| 44 | 25/971244 | | ::Nut | | | 2 |
| 45 | 25/221843 | | ::Retainer, spring | | | 2 |
| 46 | 25/971242 | | ::Retainer, spring | | | 4 |
| 47 | 25/221177 | | ::Spring | | | 2 |
| 48 | 25/222122 | | ::Stud, spool connecting | | | 1 |
| 49 | 25/971216 | | ::Coupling | | | 1 |
| 50 | 25/994200 | | :Valve, section, auxiliary | | | 1 |
| 51 | 25/971254 | | ::Plug | | | 2 |
| 52 | 25/222092 | | ::Plug, with o ring | | | 1 |
| 53 | 25/222303 | | ::Unit, regulating | | | 1 |
| 54 | 25/221178 | | ::Spring, compensator | | | 1 |
| 55 | 25/997219 | | ::Housing, primary shuttle | | | 1 |
| 56 | 25/997204 | | ::Plug, assembly | | | 1 |
| 57 | 25/971201 | | ::Ball, secondary shuttle | | | 1 |
| 58 | 25/971233 | | ::Plug, expansion | | | 1 |
| 59 | 25/971264 | | ::Housing, actuator | | | 2 |
| 60 | 25/971246 | | ::Screw | | | 4 |
| 61 | 25/971247 | | ::Washer | | | 4 |
| 62 | 25/971244 | | ::Nut | | | 2 |
| 63 | 25/971242 | | ::Retainer, spring | | | 4 |
| 64 | 25/222121 | | ::Spring | | | 2 |
| 65 | 25/222122 | | ::Stud, spool connecting | | | 1 |
| 66 | 25/971216 | | ::Coupling | | | 1 |
| 89 | 25/220593 | | :Cover, end c/w pressure, reducing valve | | | 1 |
| 90 | 25/971230 | | ::Plug, c/w O Ring | | | 1 |
| 91 | 25/971213 | | ::Spring | | | 1 |
| 92 | 25/971231 | | ::Screw, cap | | | 1 |
| 93 | 25/971212 | | ::Washer | | | 1 |
| 94 | 25/971232 | | ::Spool, regulator | | | 1 |
| 95 | 25/971233 | | ::Plug, expansion | | | 4 |
| 96A | 998/10280 | | :Kit, seal for 1 section, between sections | | | 1 |

| | | | | | | |
|-----|-----------|--|------------------------|--|--|---|
| 96B | 25/987605 | | :Kit, sealing, inlet | | | 1 |
| 96C | 998/10404 | | :Kit, sealing | | | 1 |
| 96D | 25/202001 | | :Kit, section, sealing | | | 1 |
| 96E | 25/202001 | | :Kit, section, sealing | | | 1 |
| 96F | 25/987606 | | :Kit, seal, end cover | | | 1 |

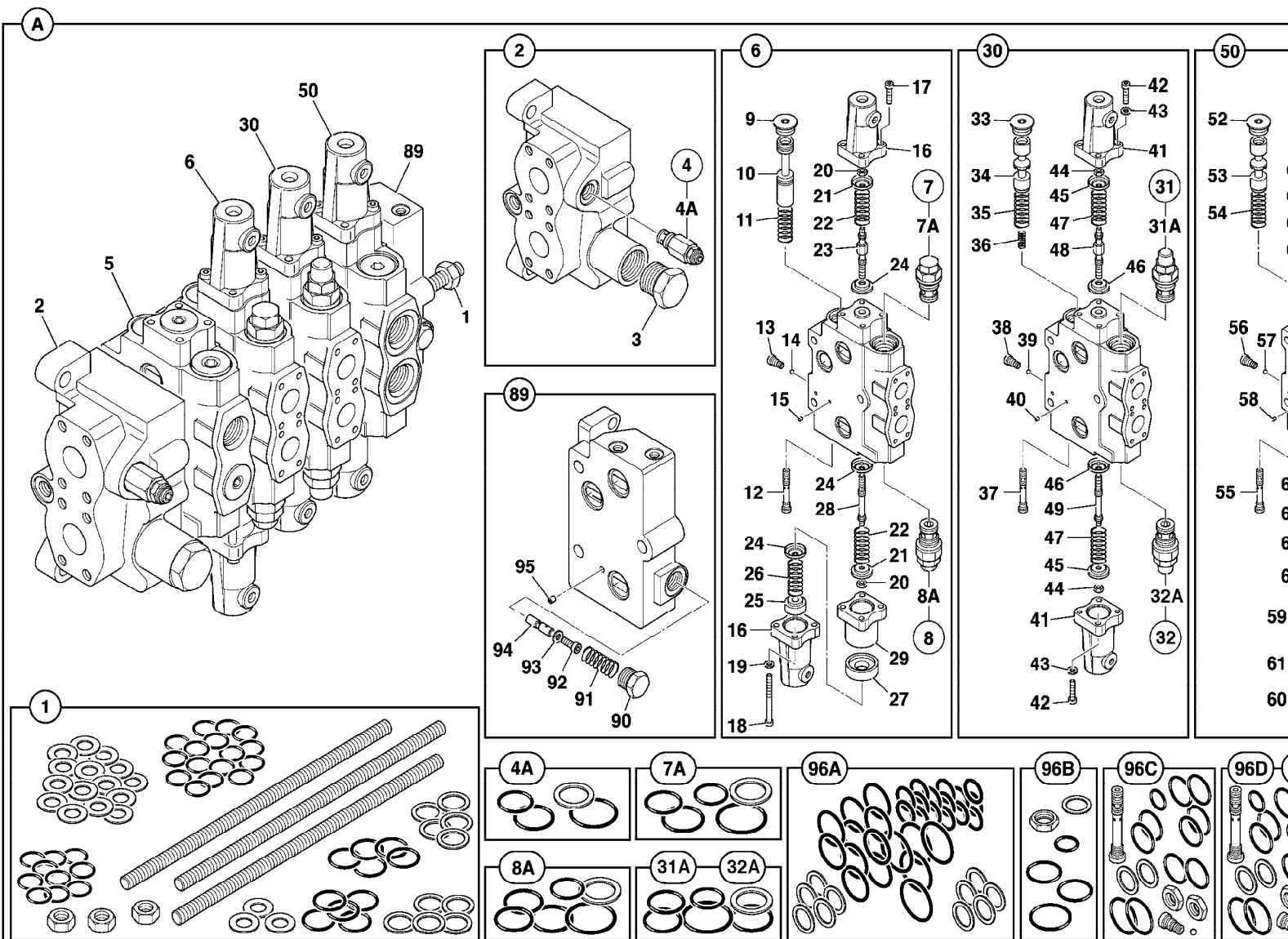
Machine groups

Details

Machine group From serial no. To serial no.

.426

426



9802/2740 E3-3-4 VALVE ASSEMBLY, 3 SPOOL & ADAPTERS, HI-LIFT

Illustration

Machines

Top of catalogue

| Item | Part no. | Change No. | Description | Remarks | Usage code | Qty |
|------|------------|------------|------------------------------|-----------------------|------------|-----|
| 0A | 25/905500 | | Valve, check | | | 1 |
| 0C | 1604/0004 | | Adapter, male/male | | | 1 |
| 0D | 1406/0018 | | Seal, bonded, 1/2" BSP | | | 2 |
| 0E | 816/40016 | | Adapter, 90 | | | 1 |
| 1 | 25/213600 | | Valve, assembly, 3 spool | | | 1 |
| 2 | 1315/0409Z | | Screw, hex. head | | | 2 |
| 3 | 1420/0008Z | | Washer, Plain M10 | | | 4 |
| 4 | 1370/0303Z | | Nut, lock, M10 | | | 4 |
| 5 | 1315/3412Z | | Bolt | Valve rear to Bracket | | 2 |
| 6 | 1620/0001 | | Adapter | | | 9 |
| 7 | 1620/0002 | | Adapter | | | 1 |
| 8 | 816/15048 | | Adapter | | | 2 |
| 9 | 2401/0510 | | O Ring | | | 2 |
| 10 | 816/15175 | | Adapter | | | 1 |
| 10A | 2401/0511 | | :O Ring | | | 1 |
| 11 | 25/993700 | | Valve, check | | | 1 |
| 12 | 821/00405 | | Circlip | | | 1 |
| 13 | 816/17061 | | Adapter | | | 1 |
| 14 | 816/00464 | | Adapter, elbow - male/female | | | 1 |
| 15 | 1391/3509D | | Capscrew, M12 X 35LG | | | 8 |
| 16 | 25/210400 | | Restrictor | | | 1 |
| 17 | 816/13144 | | Adapter, m/f | | | 1 |
| 18 | 816/15190 | | Adapter | | | 1 |
| 19 | 823/00474 | | Washer, dowty | | | 2 |

Machine groups

Details

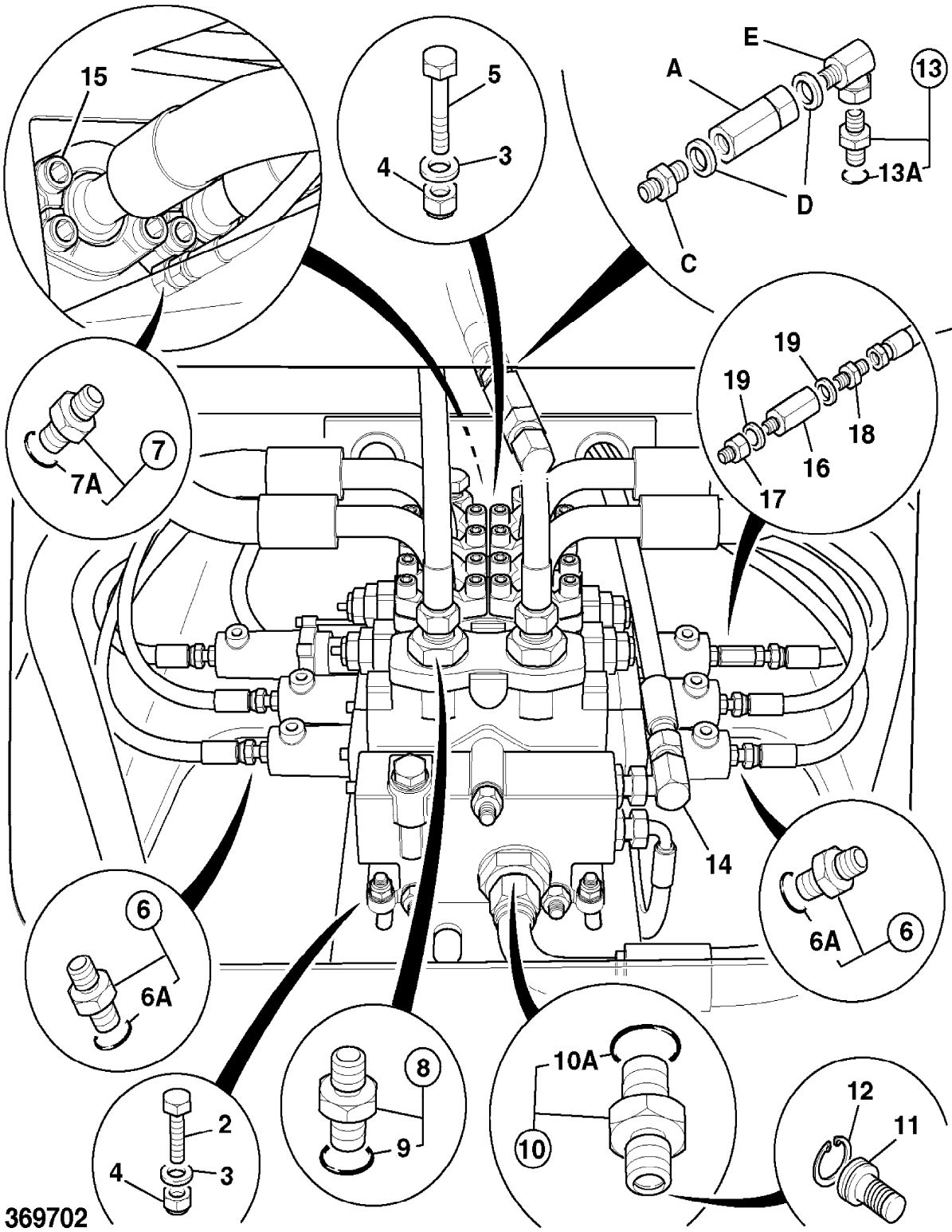
Machine group

From serial no.

To serial no.

.426

426



369702

9802/2740 E3-4-1 VALVE ASSEMBLY, 25/213700,4 SPOOL,HT

Illustration

Machines

Top of catalogue

| Item | Part no. | Change No. | Description | Remarks | Usage code | Qty |
|------|-----------|------------|---|---------|------------|-----|
| 1 | 25/213700 | | Valve, assembly, 4 spool | | | 1 |
| 2 | 25/220594 | | :Valve, section, priority steer | | | 1 |
| 3 | 25/220595 | | :Valve, section, lift | | | 1 |
| 4 | 25/201901 | | :Valve, section, bucket | | | 1 |
| 4A | 25/221177 | | :Spring | | | 2 |
| 5 | 25/994200 | | :Valve, section, auxiliary | | | 1 |
| 5A | 25/994200 | | :Valve, section, auxiliary | | | 1 |
| 6 | 25/220593 | | :Cover, end c/w pressure, reducing valve | | | 1 |
| 7 | 25/202801 | | :Body, assembly, inlet | | | 1 |
| 8 | 998/10280 | | Kit, seal for 1 section, between sections | | | 1 |
| 9 | 25/202001 | | Kit, section, sealing | | | 1 |
| 10 | 25/987605 | | Kit, sealing, inlet | | | 1 |
| 11 | 25/987606 | | Kit, seal, end cover | | | 1 |
| 12 | 998/10402 | | Kit, 5 section, (4 spool) | | | 1 |
| 50 | 817/17357 | | Decal, loader valve | | | 1 |

Machine groups

Details

Machine group

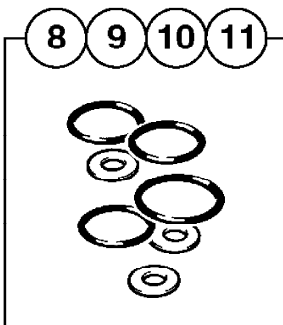
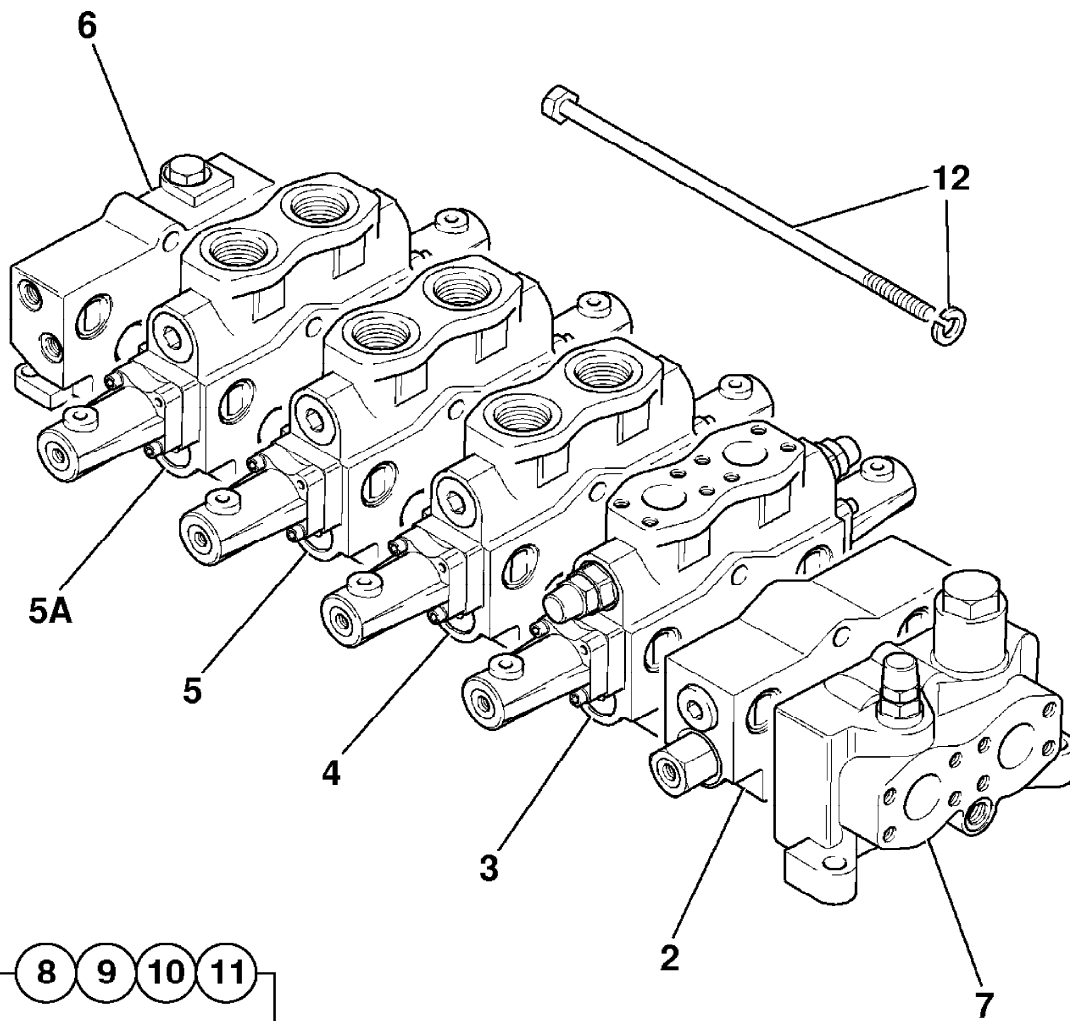
From serial no.

To serial no.

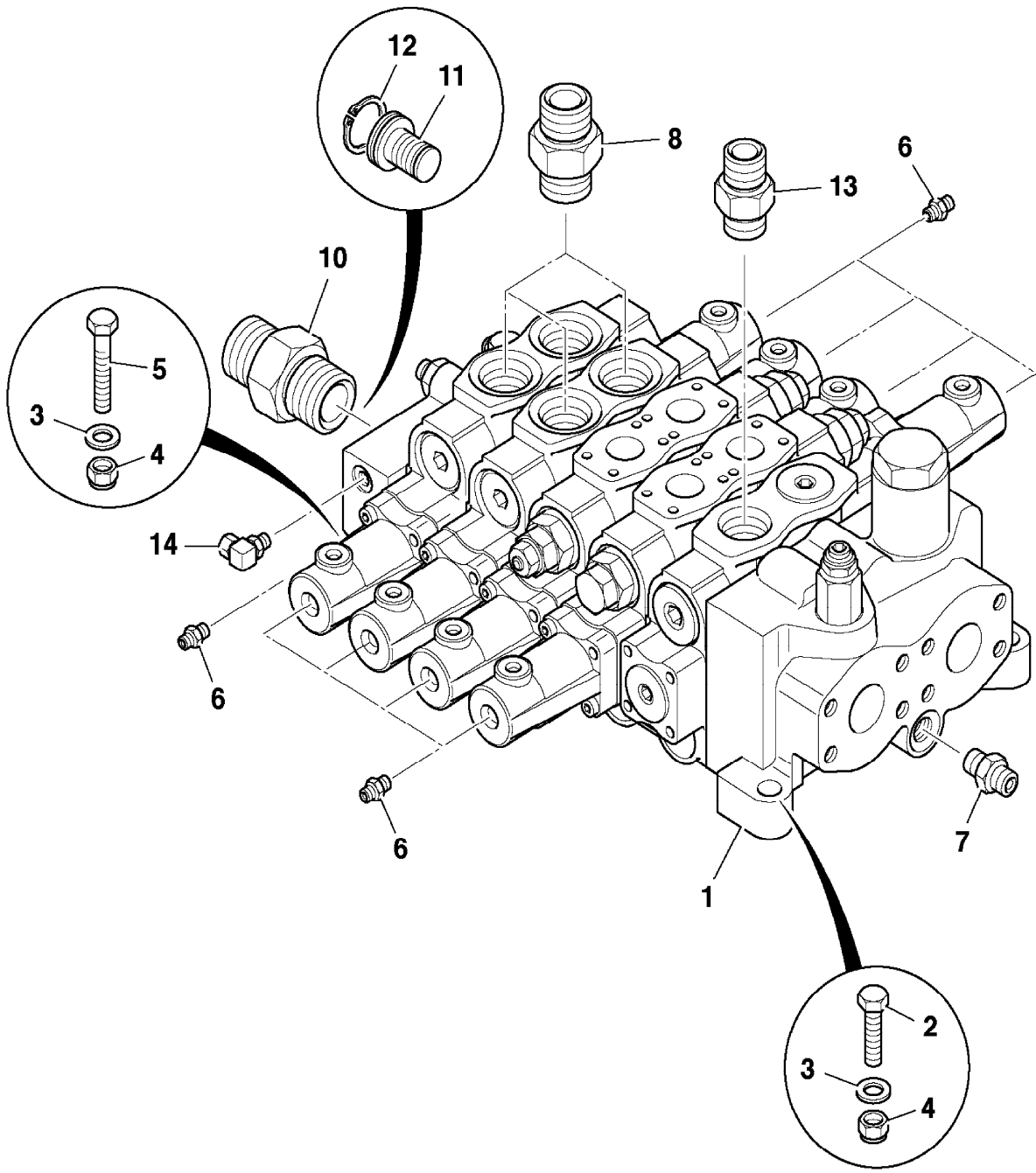
.426

426

1



374340



797080

9802/2740 E3-4-3 VALVE COMPONENTS, 25/213700,4 SPOOL HT

Illustration

Machines

Top of catalogue

| Item | Part no. | Change No. | Description | Remarks | Usage code | Qty |
|------|-----------|------------|-----------------------------------|--------------------------------------|------------|-----|
| 0A | 25/213700 | | Valve, assembly, 4 spool | | | 1 |
| 1 | 998/10402 | | :Kit, 5 section, (4 spool) | | | 1 |
| 2 | 25/202801 | | :Body, assembly, inlet | | | 1 |
| 3 | 25/222091 | | ::Plug, with seal | | | 1 |
| 4 | 25/221558 | | ::Valve, clipper relief | | | 1 |
| 4A | 25/222160 | | :::Kit, seal | | | 1 |
| 5 | 25/220594 | | :Valve, section, priority steer | Priority steer section, see index E3 | | 1 |
| 6 | 25/220595 | | :Valve, section, lift | | | 1 |
| 6A | 25/221948 | | :Spool, main, lift, 426 436 | | | 1 |
| 7 | 25/976704 | | ::Valve, anti cav | | | 1 |
| 7A | 25/222116 | | :::Kit, seal, ant-cav | | | 1 |
| 8 | 25/977706 | | ::Valve, relief, 5050 PSI-349 BAR | | | 1 |
| 8A | 25/976601 | | :::Kit-seal | | | 1 |
| 9 | 25/222092 | | ::Plug, with o ring | | | 1 |
| 10 | 25/221186 | | ::Spool, load check | | | 1 |
| 11 | 814/10001 | | ::Spring | | | 1 |
| 12 | 25/220596 | | ::Housing, primary, shuttle | | | 1 |
| 13 | 25/997204 | | ::Plug, assembly | | | 1 |
| 14 | 25/971201 | | ::Ball, secondary shuttle | | | 1 |
| 15 | 25/971233 | | ::Plug, expansion | | | 1 |
| 16 | 25/222161 | | ::Housing, actuator | | | 2 |
| 17 | 25/222162 | | ::Capscrew, socket head | | | 2 |
| 18 | 25/222163 | | ::Capscrew, socket head | | | 2 |
| 19 | 25/971247 | | ::Washer | | | 2 |
| 20 | 25/971244 | | ::Nut | | | 2 |
| 21 | 25/221843 | | ::Retainer, spring | | | 2 |
| 22 | 25/221177 | | ::Spring | | | 2 |
| 23 | 25/222118 | | ::Stud, spool connecting | | | 1 |
| 24 | 25/971242 | | ::Retainer, spring | | | 3 |
| 25 | 25/222119 | | ::Retainer, spring | | | 1 |
| 26 | 25/971265 | | ::Spring | | | 1 |
| 27 | 25/222120 | | ::Spacer | | | 1 |
| 28 | 25/971216 | | ::Coupling | | | 1 |
| 29 | 25/222164 | | ::Housing, actuator | | | 1 |
| 30 | 25/201901 | | :Valve, section, bucket | | | 1 |
| 31 | 25/201902 | | ::Valve, relief, 1800 PSI-125 BAR | | | 1 |
| 31A | 25/976601 | | :::Kit-seal | | | 1 |

| | | | | | | |
|-----|-----------|--|--|--|--|---|
| 32 | 25/997709 | | ::Valve, relief assembly, anti cav (3600) | | | 1 |
| 32A | 25/976601 | | :::Kit-seal | | | 1 |
| 33 | 25/222092 | | ::Plug, with o ring | | | 1 |
| 34 | 25/221303 | | ::Spool, compensating | | | 1 |
| 35 | 25/221178 | | ::Spring, compensator | | | 1 |
| 36 | 25/221179 | | ::Spring, compensator, inner | | | 1 |
| 37 | 25/997219 | | ::Housing, primary shuttle | | | 1 |
| 38 | 25/997204 | | ::Plug, assembly | | | 1 |
| 39 | 25/971201 | | ::Ball, secondary shuttle | | | 1 |
| 40 | 25/971233 | | ::Plug, expansion | | | 1 |
| 41 | 25/971264 | | ::Housing, actuator | | | 2 |
| 42 | 25/971246 | | ::Screw | | | 4 |
| 43 | 25/971247 | | ::Washer | | | 4 |
| 44 | 25/971244 | | ::Nut | | | 2 |
| 45 | 25/221843 | | ::Retainer, spring | | | 2 |
| 46 | 25/971242 | | ::Retainer, spring | | | 4 |
| 47 | 25/221177 | | ::Spring | | | 2 |
| 48 | 25/222122 | | ::Stud, spool connecting | | | 1 |
| 49 | 25/971216 | | ::Coupling | | | 1 |
| 50 | 25/994200 | | :Valve, section, auxiliary | | | 2 |
| 51 | 25/971254 | | ::Plug | | | 2 |
| 52 | 25/222092 | | ::Plug, with o ring | | | 1 |
| 53 | 25/222303 | | ::Unit, regulating | | | 1 |
| 54 | 25/221178 | | ::Spring, compensator | | | 1 |
| 55 | 25/997219 | | ::Housing, primary shuttle | | | 1 |
| 56 | 25/997204 | | ::Plug, assembly | | | 1 |
| 57 | 25/971201 | | ::Ball, secondary shuttle | | | 1 |
| 58 | 25/971233 | | ::Plug, expansion | | | 1 |
| 59 | 25/971264 | | ::Housing, actuator | | | 2 |
| 60 | 25/971246 | | ::Screw | | | 4 |
| 61 | 25/971247 | | ::Washer | | | 4 |
| 62 | 25/971244 | | ::Nut | | | 2 |
| 63 | 25/971242 | | ::Retainer, spring | | | 4 |
| 64 | 25/222121 | | ::Spring | | | 2 |
| 65 | 25/222122 | | ::Stud, spool connecting | | | 1 |
| 66 | 25/971216 | | ::Coupling | | | 1 |
| 89 | 25/220593 | | :Cover, end c/w pressure, reducing valve | | | 1 |
| 90 | 25/971230 | | ::Plug, c/w O Ring | | | 1 |
| 91 | 25/971213 | | ::Spring | | | 1 |
| 92 | 25/971231 | | ::Screw, cap | | | 1 |
| 93 | 25/971212 | | ::Washer | | | 1 |
| 94 | 25/971232 | | ::Spool, regulator | | | 1 |
| 95 | 25/971233 | | ::Plug, expansion | | | 4 |
| 96A | 998/10280 | | :Kit, seal for 1 section, between sections | | | 1 |

| | | | | | | |
|-----|-----------|--|------------------------|--|--|---|
| 96B | 25/987605 | | :Kit, sealing, inlet | | | 1 |
| 96C | 998/10404 | | :Kit, sealing | | | 1 |
| 96D | 25/202001 | | :Kit, section, sealing | | | 1 |
| 96E | 25/202001 | | :Kit, section, sealing | | | 1 |
| 96F | 25/987606 | | :Kit, seal, end cover | | | 1 |

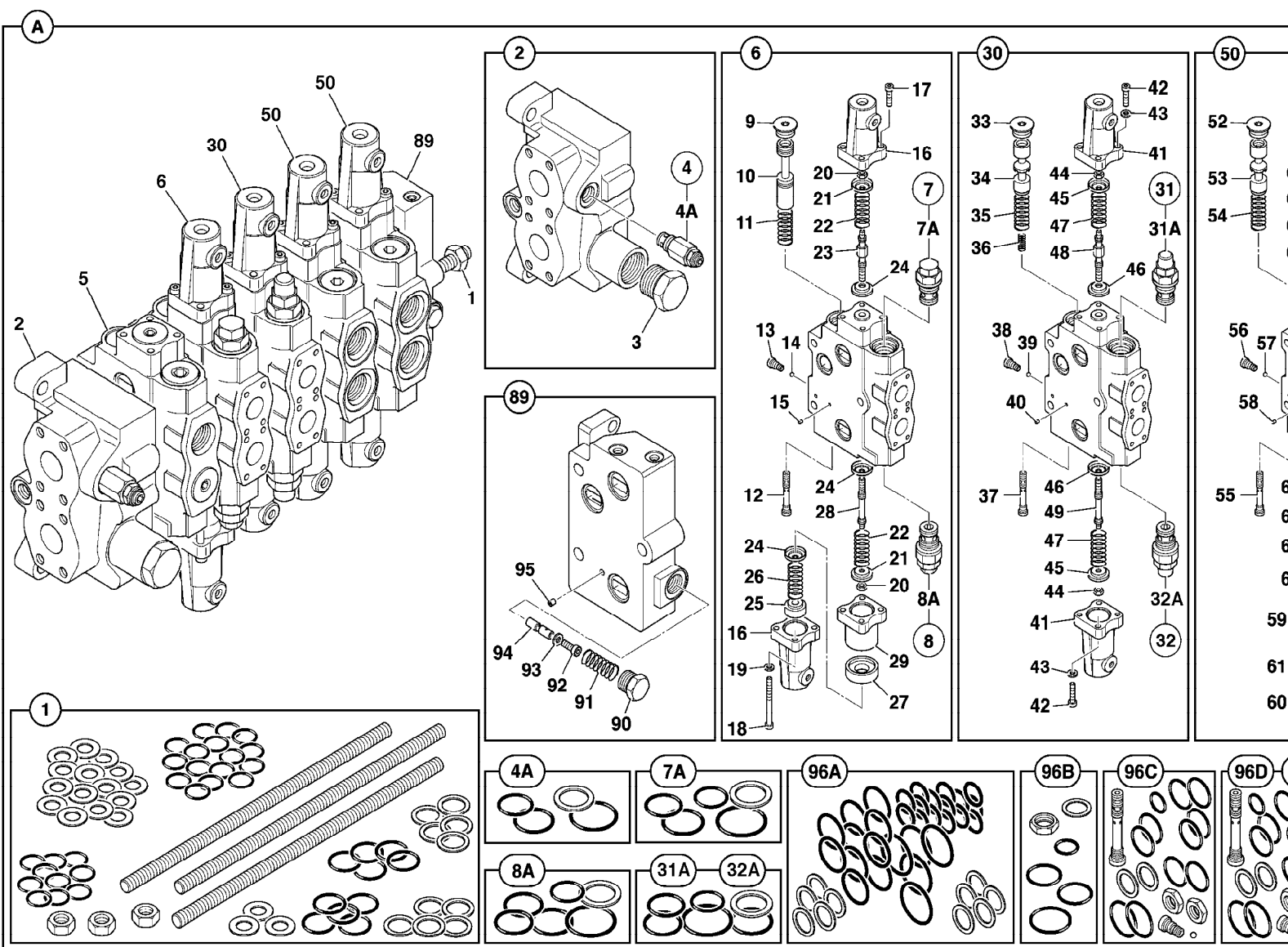
Machine groups

Details

Machine group From serial no. To serial no.

.426

426



9802/2740 E3-5-1 VALVE COMPONENTS, 25/220961,3 SPOOL ZX

Illustration

Machines

Top of catalogue

| Item | Part no. | Change No. | Description | Remarks | Usage code | Qty |
|------|-----------|------------|---|-------------------------------------|------------|-----|
| 0A | 25/220961 | | Valve, assembly, 3 spool, with solenoids | | | 1 |
| 1 | 998/10401 | | :Kit, tie rod | | | 1 |
| 2 | 25/202801 | | :Body, assembly, inlet | | | 1 |
| 3 | 25/222091 | | ::Plug, with seal | | | 1 |
| 4 | 25/221558 | | ::Valve, clipper relief | | | 1 |
| 4A | 25/222160 | | :::Kit, seal | | | 1 |
| 5 | 25/220594 | | :Valve, section, priority steer | Priority steer section see Index E3 | | 1 |
| 6 | 25/220595 | | :Valve, section, lift | | | 1 |
| 6A | 25/221948 | | :Spool, main, lift, 426 436 | | | 1 |
| 7 | 25/976704 | | ::Valve, anti cav | | | 1 |
| 7A | 25/222116 | | :::Kit, seal, ant-cav | | | 1 |
| 8 | 25/977706 | | ::Valve, relief, 5050 PSI-349 BAR | | | 1 |
| 8A | 25/976601 | | :::Kit-seal | | | 1 |
| 9 | 25/222092 | | ::Plug, with o ring | | | 1 |
| 10 | 25/221186 | | ::Spool, load check | | | 1 |
| 11 | 25/971208 | | ::Spring, compensator | | | 1 |
| 12 | 25/220596 | | ::Housing, primary, shuttle | | | 1 |
| 13 | 25/997204 | | ::Plug, assembly | | | 1 |
| 14 | 25/221840 | | ::Ball, secondary shuttle | | | 1 |
| 15 | 25/971233 | | ::Plug, expansion | | | 1 |
| 16 | 25/222161 | | ::Housing, actuator | | | 2 |
| 17 | 25/222162 | | ::Capscrew, socket head | | | 2 |
| 18 | 25/222163 | | ::Capscrew, socket head | | | 2 |
| 19 | 25/971247 | | ::Washer | | | 2 |
| 20 | 25/971244 | | ::Nut | | | 2 |
| 21 | 25/221843 | | :::Retainer, spring | | | 2 |
| 22 | 25/221177 | | ::Spring | | | 2 |
| 23 | 25/222118 | | ::Stud, spool connecting | | | 1 |
| 24 | 25/971242 | | ::Retainer, spring | | | 3 |
| 25 | 25/222119 | | ::Retainer, spring | | | 1 |
| 26 | 25/222165 | | ::Housing, solenoid | | | 1 |
| 27 | 25/222120 | | ::Spacer | | | 1 |
| 28 | 25/971216 | | ::Coupling | | | 1 |
| 29 | 25/222164 | | ::Housing, actuator | | | 1 |
| 30 | 25/221020 | | :Valve, section, shovel | | | 1 |
| 31 | 25/997709 | | ::Valve, relief assembly, anti cav (3600) | | | 2 |
| 31A | 25/976601 | | :::Kit-seal | | | 1 |

| | | | | | | |
|-----|-----------|--|--------------------------------------|--|--|---|
| 33 | 25/222092 | | ::Plug, with o ring | | | 1 |
| 34 | 25/221303 | | ::Spool, compensating | | | 1 |
| 35 | 25/221178 | | ::Spring, compensator | | | 1 |
| 36 | 25/221179 | | ::Spring, compensator, inner | | | 1 |
| 37 | 25/997219 | | ::Housing, primary shuttle | | | 1 |
| 38 | 25/997204 | | ::Plug, assembly | | | 1 |
| 39 | 25/971201 | | ::Ball, secondary shuttle | | | 1 |
| 40 | 25/971232 | | ::Spool, regulator | | | 1 |
| 41 | 25/222161 | | ::Housing, actuator | | | 2 |
| 42 | 25/222162 | | ::Capscrew, socket head | | | 4 |
| 44 | 25/971244 | | ::Nut | | | 2 |
| 45 | 25/221843 | | ::Retainer, spring | | | 1 |
| 46 | 25/971242 | | ::Retainer, spring | | | 2 |
| 47 | 25/221177 | | ::Spring | | | 2 |
| 48 | 25/222122 | | ::Stud, spool connecting | | | 1 |
| 49 | 25/971216 | | ::Coupling | | | 1 |
| 50 | 25/221302 | | :Valve, section, aux | | | 1 |
| 51 | 25/971254 | | ::Plug | | | 2 |
| 52 | 25/221842 | | ::Valve, solenoid, pressure reducing | | | 2 |
| 53 | 25/222165 | | ::Housing, solenoid | | | 1 |
| 54 | 25/222166 | | ::Housing, solenoid | | | 1 |
| 55 | 25/222167 | | ::Capscrew, socket head | | | 5 |
| 56 | 25/971247 | | ::Washer | | | 5 |
| 57 | 25/222168 | | ::Nut, special | | | 2 |
| 58 | 25/971242 | | ::Retainer, spring | | | 4 |
| 59 | 25/222121 | | ::Spring | | | 2 |
| 60 | 25/222122 | | ::Stud, spool connecting | | | 1 |
| 61 | 25/971216 | | ::Coupling | | | 1 |
| 62 | 25/222092 | | ::Plug, with o ring | | | 1 |
| 63 | 25/221303 | | ::Spool, compensating | | | 1 |
| 64 | 25/221178 | | ::Spring, compensator | | | 1 |
| 65 | 25/997219 | | ::Housing, primary shuttle | | | 1 |
| 66 | 25/997204 | | ::Plug, assembly | | | 1 |
| 67 | 25/971201 | | ::Ball, secondary shuttle | | | 1 |
| 68 | 25/971233 | | ::Plug, expansion | | | 1 |
| 69 | 25/222169 | | ::Plug, expansion | | | 4 |
| 89 | 25/221301 | | :Cover, end | | | 1 |
| 90 | 25/971230 | | ::Plug, c/w O Ring | | | 1 |
| 91 | 25/222170 | | ::Spring, outer | | | 1 |
| 92 | 25/222171 | | ::Capscrew, socket head | | | 1 |
| 93 | 25/971212 | | ::Washer | | | 1 |
| 94 | 25/971232 | | ::Spool, regulator | | | 1 |
| 95 | 25/971232 | | ::Spool, regulator | | | 6 |
| 96A | 998/10403 | | :Kit, seal, between sections | | | 1 |
| 96B | 25/987605 | | :Kit, sealing, inlet | | | 1 |

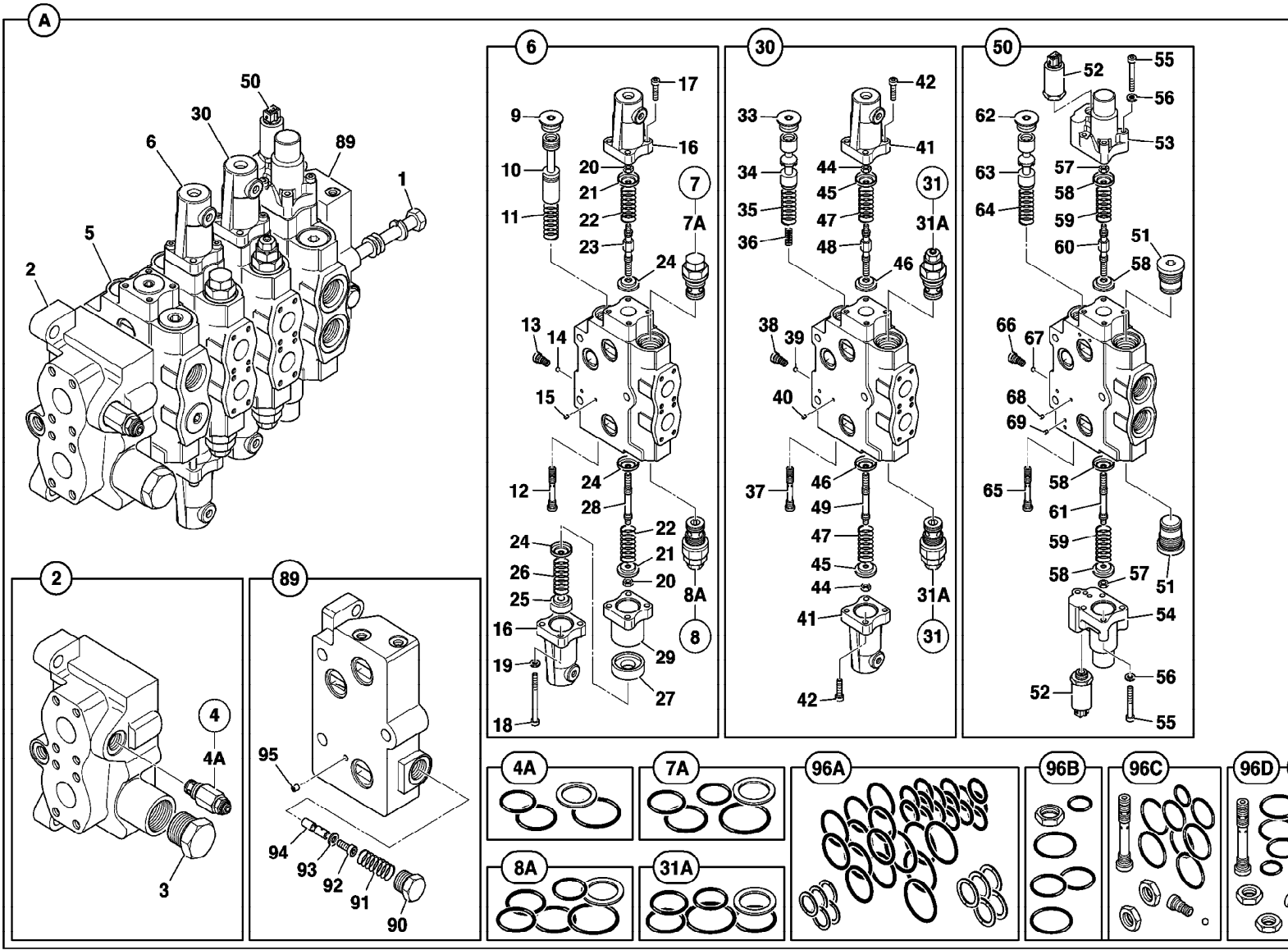
| | | | | | | |
|-----|-----------|--|------------------------|-------------------------------------|--|---|
| 96C | 998/10404 | | :Kit, sealing | Includes all seals for lift section | | 1 |
| 96D | 25/202001 | | :Kit, section, sealing | | | 1 |
| 96E | 25/202001 | | :Kit, section, sealing | | | 1 |
| 96F | 25/987606 | | :Kit, seal, end cover | | | 1 |

Machine groups

Details

Machine group From serial no. To serial no.

.426
426



9802/2740 E3-6-1 VALVE COMPONENTS, 25/220957,3 SPOOL HT

Illustration

Machines

Top of catalogue

| Item | Part no. | Change No. | Description | Remarks | Usage code | Qty |
|------|-----------|------------|--|---------|------------|-----|
| 0A | 25/220957 | | Valve, assembly, 3 spool, with solenoids | | | 1 |
| 1 | 998/10401 | | :Kit, tie rod | | | 1 |
| 2 | 25/202801 | | :Body, assembly, inlet | | | 1 |
| 3 | 25/222091 | | ::Plug, with seal | | | 1 |
| 4 | 25/221558 | | ::Valve, clipper relief | | | 1 |
| 4A | 25/222160 | | :::Kit, seal | | | 1 |
| 5 | 25/220594 | | :Valve, section, priority steer | | | 1 |
| 6 | 25/220595 | | :Valve, section, lift | | | 1 |
| 6A | 25/221948 | | :Spool, main, lift, 426 436 | | | 1 |
| 7 | 25/976704 | | ::Valve, anti cav | | | 1 |
| 7A | 25/222116 | | :::Kit, seal, ant-cav | | | 1 |
| 8 | 25/977706 | | ::Valve, relief, 5050 PSI-349 BAR | | | 1 |
| 8A | 25/976601 | | :::Kit-seal | | | 1 |
| 9 | 25/222092 | | ::Plug, with o ring | | | 1 |
| 10 | 25/221186 | | ::Spool, load check | | | 1 |
| 11 | 814/10001 | | ::Spring | | | 1 |
| 12 | 25/220596 | | ::Housing, primary, shuttle | | | 1 |
| 13 | 25/997204 | | ::Plug, assembly | | | 1 |
| 14 | 25/971201 | | ::Ball, secondary shuttle | | | 1 |
| 15 | 25/971233 | | ::Plug, expansion | | | 1 |
| 16 | 25/222161 | | ::Housing, actuator | | | 2 |
| 17 | 25/222162 | | ::Capscrew, socket head | | | 2 |
| 18 | 25/222163 | | ::Capscrew, socket head | | | 2 |
| 19 | 25/971247 | | ::Washer | | | 2 |
| 20 | 25/971244 | | ::Nut | | | 2 |
| 21 | 25/221843 | | ::Retainer, spring | | | 2 |
| 22 | 25/221177 | | ::Spring | | | 2 |
| 23 | 25/222118 | | ::Stud, spool connecting | | | 1 |
| 24 | 25/971242 | | ::Retainer, spring | | | 3 |
| 25 | 25/222119 | | ::Retainer, spring | | | 1 |
| 26 | 25/971265 | | ::Spring | | | 1 |
| 27 | 25/222120 | | ::Spacer | | | 1 |
| 28 | 25/971216 | | ::Coupling | | | 1 |
| 29 | 25/222164 | | ::Housing, actuator | | | 1 |
| 30 | 25/201901 | | :Valve, section, bucket | | | 1 |
| 31 | 25/201902 | | ::Valve, relief, 1800 PSI-125 BAR | | | 1 |
| 31A | 25/976601 | | :::Kit-seal | | | 1 |
| | | | | | | |

| | | | | | |
|-----|-----------|--|---|--|---|
| 32 | 25/997709 | | ::Valve, relief assembly, anti cav (3600) | | 1 |
| 32A | 25/976601 | | :::Kit-seal | | 1 |
| 33 | 25/222092 | | ::Plug, with o ring | | 1 |
| 34 | 25/221303 | | ::Spool, compensating | | 1 |
| 35 | 25/221178 | | ::Spring, compensator | | 1 |
| 36 | 25/221179 | | ::Spring, compensator, inner | | 1 |
| 37 | 25/997219 | | ::Housing, primary shuttle | | 1 |
| 38 | 25/997204 | | ::Plug, assembly | | 1 |
| 39 | 25/971201 | | ::Ball, secondary shuttle | | 1 |
| 40 | 25/971233 | | ::Plug, expansion | | 1 |
| 41 | 25/971264 | | ::Housing, actuator | | 2 |
| 42 | 25/971246 | | ::Screw | | 4 |
| 43 | 25/971247 | | ::Washer | | 4 |
| 44 | 25/971244 | | ::Nut | | 2 |
| 45 | 25/221843 | | ::Retainer, spring | | 2 |
| 46 | 25/971242 | | ::Retainer, spring | | 2 |
| 47 | 25/221177 | | ::Spring | | 2 |
| 48 | 25/222122 | | ::Stud, spool connecting | | 1 |
| 49 | 25/971216 | | ::Coupling | | 1 |
| 50 | 25/221302 | | :Valve, section, aux | | 1 |
| 51 | 25/971254 | | ::Plug | | 2 |
| 52 | 25/221842 | | ::Valve, solenoid, pressure reducing | | 2 |
| 53 | 25/222165 | | ::Housing, solenoid | | 1 |
| 54 | 25/222166 | | ::Housing, solenoid | | 1 |
| 55 | 25/222167 | | ::Capscrew, socket head | | 5 |
| 56 | 25/971247 | | ::Washer | | 5 |
| 57 | 25/222168 | | ::Nut, special | | 2 |
| 58 | 25/971242 | | ::Retainer, spring | | 4 |
| 59 | 25/222121 | | ::Spring | | 2 |
| 60 | 25/222122 | | ::Stud, spool connecting | | 1 |
| 61 | 25/971216 | | ::Coupling | | 1 |
| 62 | 25/222092 | | ::Plug, with o ring | | 1 |
| 63 | 25/221303 | | ::Spool, compensating | | 1 |
| 64 | 25/221178 | | ::Spring, compensator | | 1 |
| 65 | 25/997219 | | ::Housing, primary shuttle | | 1 |
| 66 | 25/997204 | | ::Plug, assembly | | 1 |
| 67 | 25/971201 | | ::Ball, secondary shuttle | | 1 |
| 68 | 25/971233 | | ::Plug, expansion | | 1 |
| 69 | 25/222169 | | ::Plug, expansion | | 4 |
| 89 | 25/221301 | | :Cover, end | | 1 |
| 90 | 25/971230 | | ::Plug, c/w O Ring | | 1 |
| 91 | 25/222170 | | ::Spring, outer | | 1 |
| 92 | 25/222171 | | ::Capscrew, socket head | | 1 |
| 93 | 25/971212 | | ::Washer | | 1 |
| | | | | | |

| | | | | |
|-----|-----------|------------------------------|-------------------------------------|---|
| 94 | 25/971232 | ::Spool, regulator | | 1 |
| 95 | 25/971233 | ::Plug, expansion | | 6 |
| 96A | 998/10403 | :Kit, seal, between sections | | 1 |
| 96B | 25/987605 | :Kit, sealing, inlet | | 1 |
| 96C | 998/10404 | :Kit, sealing | Includes all seals for lift section | 1 |
| 96D | 25/202001 | :Kit, section, sealing | Shovel section | 1 |
| 96E | 25/202001 | :Kit, section, sealing | Auxilliary section | 2 |
| 96F | 25/987606 | :Kit, seal, end cover | | 1 |

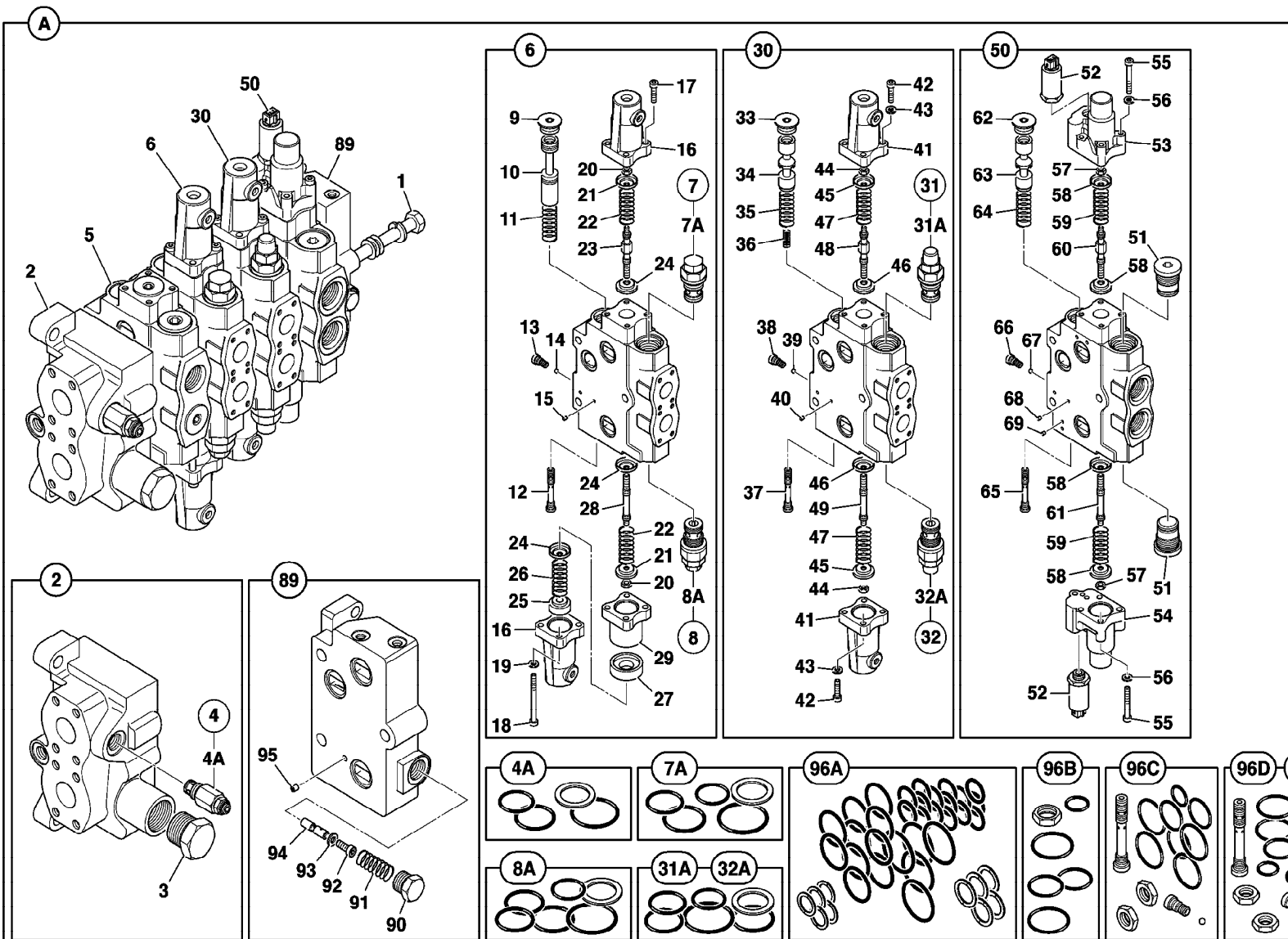
Machine groups

Details

Machine group From serial no. To serial no.

.426

426



9802/2740 E3-7-1 VALVE COMPONENTS, 25/220959,4 SPOOL HT

Illustration

Machines

Top of catalogue

| Item | Part no. | Change No. | Description | Remarks | Usage code | Qty |
|------|-----------|------------|--|---------|------------|-----|
| 0A | 25/220959 | | Valve, assembly, 4 spool, with solenoids | | | 1 |
| 1 | 998/10402 | | :Kit, 5 section, (4 spool) | | | 1 |
| 2 | 25/202801 | | :Body, assembly, inlet | | | 1 |
| 3 | 25/222091 | | ::Plug, with seal | | | 1 |
| 4 | 25/221558 | | ::Valve, clipper relief | | | 1 |
| 4A | 25/222160 | | :::Kit, seal | | | 1 |
| 5 | 25/220594 | | :Valve, section, priority steer | | | 1 |
| 6 | 25/220595 | | :Valve, section, lift | | | 1 |
| 6A | 25/221948 | | :Spool, main, lift, 426 436 | | | 1 |
| 7 | 25/976704 | | ::Valve, anti cav | | | 1 |
| 7A | 25/222116 | | :::Kit, seal, ant-cav | | | 1 |
| 8 | 25/977706 | | ::Valve, relief, 5050 PSI-349 BAR | | | 1 |
| 8A | 25/976601 | | :::Kit-seal | | | 1 |
| 9 | 25/222092 | | ::Plug, with o ring | | | 1 |
| 10 | 25/221186 | | ::Spool, load check | | | 1 |
| 11 | 814/10001 | | ::Spring | | | 1 |
| 12 | 25/220596 | | ::Housing, primary, shuttle | | | 1 |
| 13 | 25/997204 | | ::Plug, assembly | | | 1 |
| 14 | 25/971201 | | ::Ball, secondary shuttle | | | 1 |
| 15 | 25/971233 | | ::Plug, expansion | | | 1 |
| 16 | 25/222161 | | ::Housing, actuator | | | 2 |
| 17 | 25/222162 | | ::Capscrew, socket head | | | 2 |
| 18 | 25/222163 | | ::Capscrew, socket head | | | 2 |
| 19 | 25/971247 | | ::Washer | | | 2 |
| 20 | 25/971244 | | ::Nut | | | 2 |
| 21 | 25/221843 | | ::Retainer, spring | | | 2 |
| 22 | 25/221177 | | ::Spring | | | 2 |
| 23 | 25/222118 | | ::Stud, spool connecting | | | 1 |
| 24 | 25/971242 | | ::Retainer, spring | | | 3 |
| 25 | 25/222119 | | ::Retainer, spring | | | 1 |
| 26 | 25/971265 | | ::Spring | | | 1 |
| 27 | 25/222120 | | ::Spacer | | | 1 |
| 28 | 25/971216 | | ::Coupling | | | 1 |
| 29 | 25/222164 | | ::Housing, actuator | | | 1 |
| 30 | 25/201901 | | :Valve, section, bucket | | | 1 |
| 31 | 25/201902 | | ::Valve, relief, 1800 PSI-125 BAR | | | 1 |
| 31A | 25/976601 | | :::Kit-seal | | | 1 |
| | | | | | | |

| | | | | | |
|-----|-----------|--|---|--|---|
| 32 | 25/997709 | | ::Valve, relief assembly, anti cav (3600) | | 1 |
| 32A | 25/976601 | | :::Kit-seal | | 1 |
| 33 | 25/222092 | | ::Plug, with o ring | | 1 |
| 34 | 25/221303 | | ::Spool, compensating | | 1 |
| 35 | 25/221178 | | ::Spring, compensator | | 1 |
| 36 | 25/221179 | | ::Spring, compensator, inner | | 1 |
| 37 | 25/997219 | | ::Housing, primary shuttle | | 1 |
| 38 | 25/997204 | | ::Plug, assembly | | 1 |
| 39 | 25/971201 | | ::Ball, secondary shuttle | | 1 |
| 40 | 25/971233 | | ::Plug, expansion | | 1 |
| 41 | 25/971264 | | ::Housing, actuator | | 2 |
| 42 | 25/971246 | | ::Screw | | 4 |
| 43 | 25/971247 | | ::Washer | | 4 |
| 44 | 25/971244 | | ::Nut | | 2 |
| 45 | 25/221843 | | ::Retainer, spring | | 2 |
| 46 | 25/971242 | | ::Retainer, spring | | 2 |
| 47 | 25/221177 | | ::Spring | | 2 |
| 48 | 25/222122 | | ::Stud, spool connecting | | 1 |
| 49 | 25/971216 | | ::Coupling | | 1 |
| 50 | 25/221302 | | :Valve, section, aux | | 1 |
| 51 | 25/971254 | | ::Plug | | 2 |
| 52 | 25/221842 | | ::Valve, solenoid, pressure reducing | | 2 |
| 53 | 25/222165 | | ::Housing, solenoid | | 1 |
| 54 | 25/222166 | | ::Housing, solenoid | | 1 |
| 55 | 25/222167 | | ::Capscrew, socket head | | 5 |
| 56 | 25/971247 | | ::Washer | | 5 |
| 57 | 25/222168 | | ::Nut, special | | 2 |
| 58 | 25/971242 | | ::Retainer, spring | | 4 |
| 59 | 25/222121 | | ::Spring | | 2 |
| 60 | 25/222122 | | ::Stud, spool connecting | | 1 |
| 61 | 25/971216 | | ::Coupling | | 1 |
| 62 | 25/222092 | | ::Plug, with o ring | | 1 |
| 63 | 25/221303 | | ::Spool, compensating | | 1 |
| 64 | 25/221178 | | ::Spring, compensator | | 1 |
| 65 | 25/997219 | | ::Housing, primary shuttle | | 1 |
| 66 | 25/997204 | | ::Plug, assembly | | 1 |
| 67 | 25/971201 | | ::Ball, secondary shuttle | | 1 |
| 68 | 25/971233 | | ::Plug, expansion | | 1 |
| 69 | 25/222169 | | ::Plug, expansion | | 4 |
| 70 | 25/221362 | | :Valve, section, auxilairy | | 1 |
| 71 | 25/971254 | | ::Plug | | 2 |
| 72 | 25/221842 | | ::Valve, solenoid, pressure reducing | | 2 |
| 73 | 25/222165 | | ::Housing, solenoid | | 1 |
| 74 | 25/222166 | | ::Housing, solenoid | | 1 |

| | | | | | |
|-----|-----------|--|------------------------------|-------------------------------------|---|
| 75 | 25/222167 | | ::Capscrew, socket head | | 5 |
| 76 | 25/971247 | | ::Washer | | 5 |
| 77 | 25/222168 | | ::Nut, special | | 2 |
| 78 | 25/971242 | | ::Retainer, spring | | 4 |
| 79 | 25/222121 | | ::Spring | | 2 |
| 80 | 25/222122 | | ::Stud, spool connecting | | 1 |
| 81 | 25/971216 | | ::Coupling | | 1 |
| 82 | 25/222092 | | ::Plug, with o ring | | 1 |
| 83 | 25/221303 | | ::Spool, compensating | | 1 |
| 84 | 25/221178 | | ::Spring, compensator | | 1 |
| 85 | 25/997219 | | ::Housing, primary shuttle | | 1 |
| 86 | 25/997204 | | ::Plug, assembly | | 1 |
| 87 | 25/971201 | | ::Ball, secondary shuttle | | 1 |
| 88 | 25/971233 | | ::Plug, expansion | | 1 |
| 89 | 25/221301 | | :Cover, end | | 1 |
| 90 | 25/971230 | | ::Plug, c/w O Ring | | 1 |
| 91 | 25/222170 | | ::Spring, outer | | 1 |
| 92 | 25/222171 | | ::Capscrew, socket head | | 1 |
| 93 | 25/971212 | | ::Washer | | 1 |
| 94 | 25/971232 | | ::Spool, regulator | | 1 |
| 95 | 25/971233 | | ::Plug, expansion | | 6 |
| 96A | 998/10403 | | :Kit, seal, between sections | | 1 |
| 96B | 25/987605 | | :Kit, sealing, inlet | | 1 |
| 96C | 998/10404 | | :Kit, sealing | Includes all seals for lift section | 1 |
| 96D | 25/202001 | | :Kit, section, sealing | Shovel section | 1 |
| 96E | 25/202001 | | :Kit, section, sealing | Auxilliary section | 2 |
| 96F | 25/987606 | | :Kit, seal, end cover | | 1 |

Machine groups

Details

Machine group

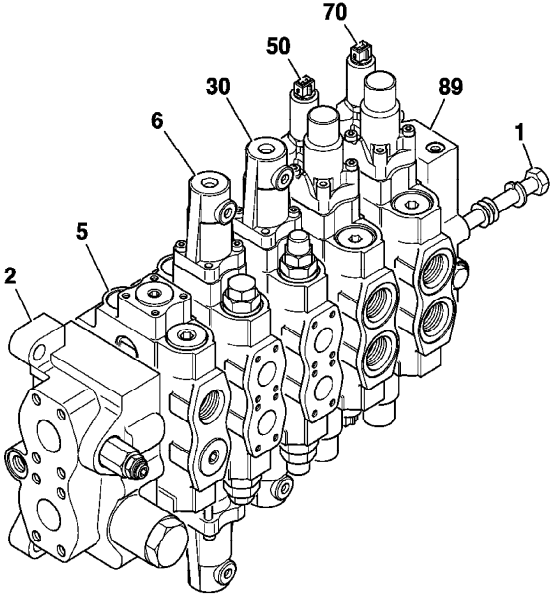
From serial no.

To serial no.

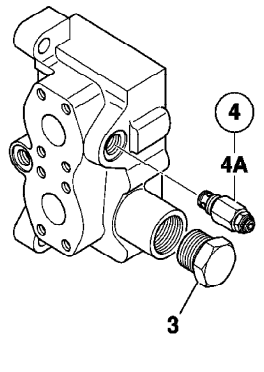
.426

426

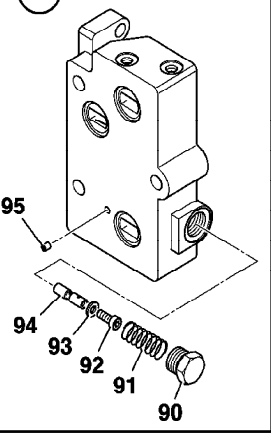
A



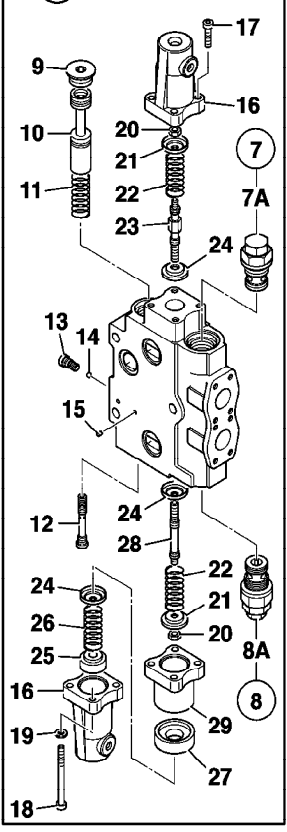
2



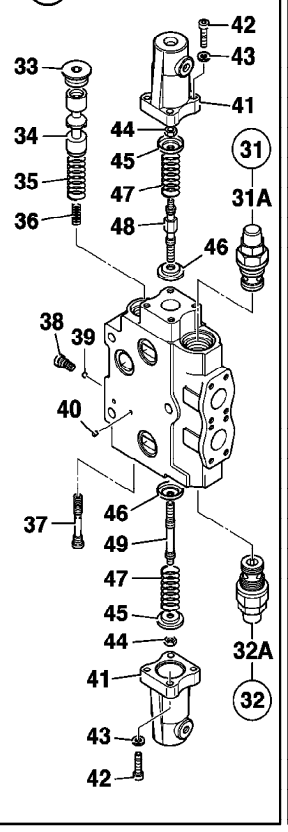
89



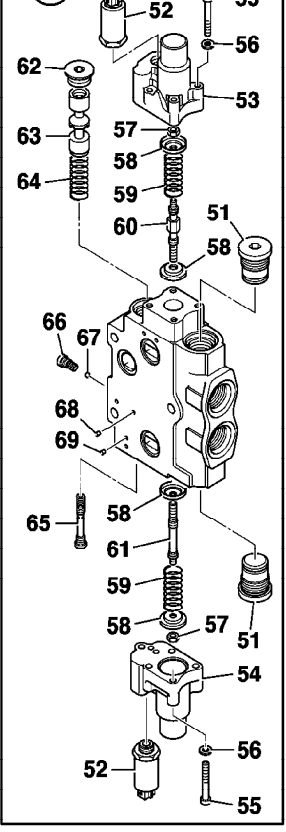
6



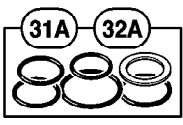
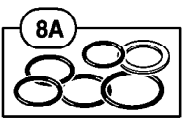
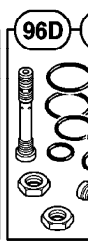
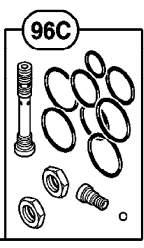
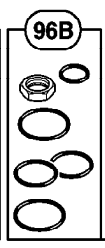
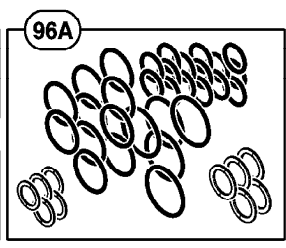
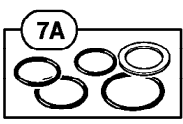
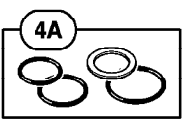
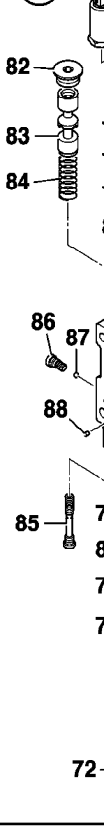
30



50



70



9802/2740 E3-8-1 ISOLATOR VALVE, 25/222746

Illustration

Machines

Top of catalogue

| Item | Part no. | Change No. | Description | Remarks | Usage code | Qty |
|------|------------|------------|---------------------------|---------|------------|-----|
| 1 | 25/222746 | | Valve, solenoid, isolator | | | 1 |
| 1A | 25/220555 | | Cartridge, valve | | | 1 |
| 1B | 25/221263 | | Coil, 24V | | | 1 |
| 2 | 1620/0002 | | Adapter | | | 3 |
| 3 | 1315/3210D | | Bolt, M6x40 | | | 2 |
| 4 | 1420/0006D | | Washer, M6 plain | | | 4 |
| 5 | 1370/0103D | | Nut, M6 lock | | | 2 |

Machine groups

Details

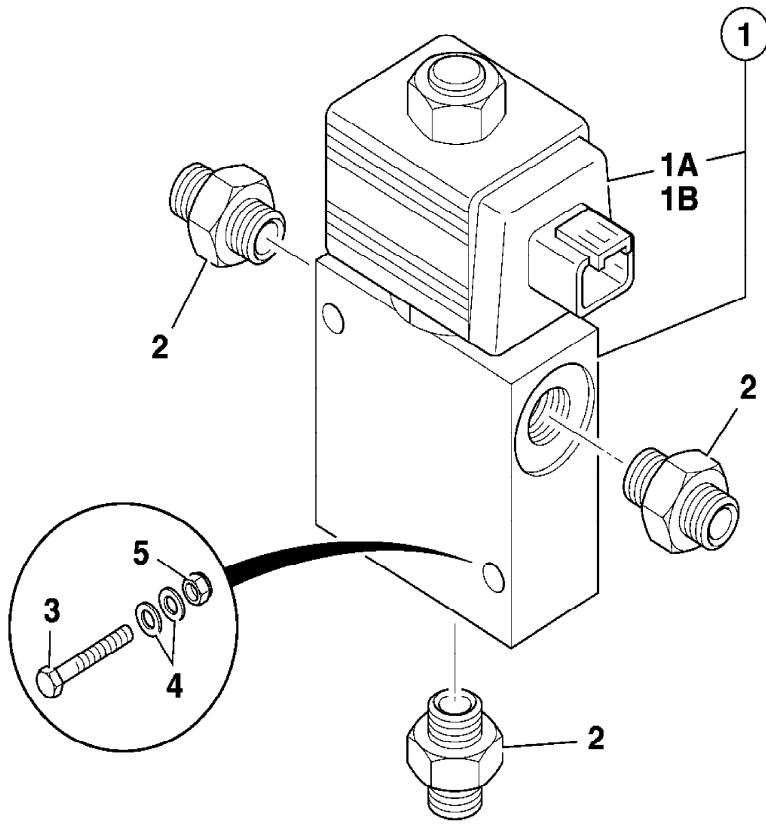
Machine group

From serial no.

To serial no.

.426

426



796430

9802/2740 E3-9-1 VALVE ASSEMBLY, 25/222707, 2 STATION PROP. PILOT VALVE

Illustration

Machines

Top of catalogue

| Item | Part no. | Change No. | Description | Remarks | Usage code | Qty |
|------|------------|------------|------------------------------------|---------|------------|-----|
| 1 | 25/222707 | | Valve, assembly, prop. pilot valve | | | 1 |
| 1A | 25/222689 | | :Solenoid | | | 2 |
| 1B | 717/20155 | | :Coil, 24 volt, Deutsch | | | 2 |
| 6 | 1391/3318D | | Capscrew, M8 x 80mm, GRADE 12.9 | | | 2 |
| 7 | 1420/0007D | | Washer, M8 plain | | | 2 |

Machine groups

Details

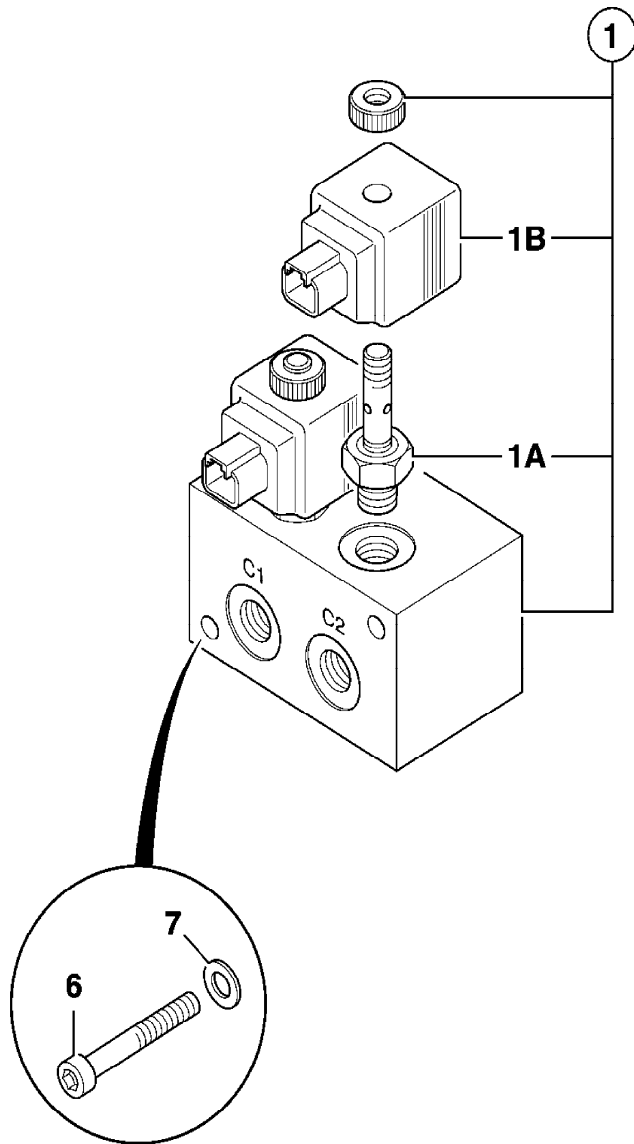
Machine group

From serial no.

To serial no.

.426

426



796660

9802/2740 E4-1-1 RAM, STEERING

Illustration

Machines

Top of catalogue

| Item | Part no. | Change No. | Description | Remarks | Usage code | Qty |
|------|------------|------------|-----------------------------------|---------|------------|-----|
| 1 | 576/60019 | | Ram, assembly | | P/Ex | 2 |
| 2 | 576/70019 | | :Cylinder, assembly | | | 2 |
| 3 | 658/01424 | | ::Pipe | | | 2 |
| 4 | 556/90004 | | ::Pipe, rod side | | | 2 |
| 5 | 809/00112 | | :Bearing, liner, 50mm pivot bore | | | 4 |
| 6 | 813/00413 | | :Seal, 50mm internal dia. | | | 8 |
| 7 | 1450/1007 | | :Nipple, grease, 45 deg. angle | | | 6 |
| 8 | 1403/0001 | | :Washer, aluminium | | | 6 |
| 9 | 594/14019 | | :Kit-end cap, 50mm rod x 80mm cyl | | | 2 |
| 10 | 2411/0506 | | :Seal, 50mm rod | | | 2 |
| 11 | 2411/8606 | | :Seal, wiper | | | 2 |
| 12 | 2302/0308 | | :O Ring | | | 2 |
| 13 | 590/40113 | | :Rod, piston | | | 2 |
| 14 | 595/27100 | | :Head, piston | | | 2 |
| 15 | 1370/0203Z | | Nut, self lock, M8 | | | 2 |
| 18 | 991/00102 | | Kit, seal, 50mm rod x 80mm cyl | | | 2 |
| 19 | G8/9 | | Plug | | | 2 |
| 20 | 1315/3320Z | | Bolt | | | 2 |
| 21 | 1420/0011Z | | Washer, M16 plain | | | 2 |
| 22 | 1420/0007Z | | Washer, plain, M8 | | | 4 |

Machine groups

Details

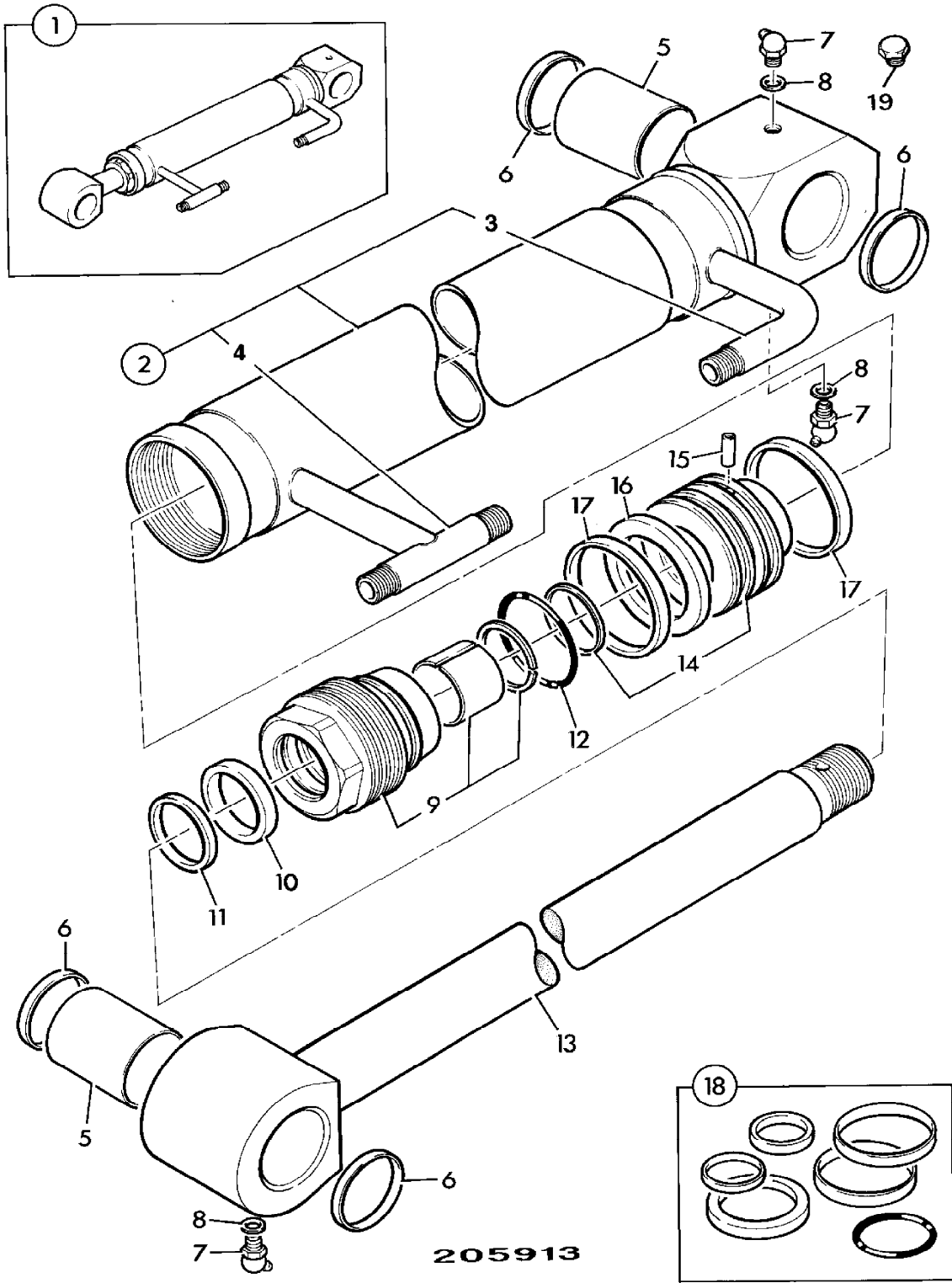
Machine group

From serial no.

To serial no.

.426

426



9802/2740 E4-2-1 RAM, LIFT

Illustration

Machines

Top of catalogue

| Item | Part no. | Change No. | Description | Remarks | Usage code | Qty |
|------|-----------|------------|---|---------|------------|-----|
| 1 | 561/60026 | | Ram, lift | | P/Ex | 2 |
| 2 | 561/70026 | | :Cylinder, assembly | | | 2 |
| 3 | 663/00915 | | ::Pipe | | | 2 |
| 4 | 559/90004 | | ::Pipe | | | 2 |
| 5 | 809/00116 | | :Bearing, liner, 65x85 | | | 2 |
| 6 | 813/00414 | | :Seal, 65mm internal dia. | | | 4 |
| 9 | 594/14027 | | :Kit-end cap, 110mm long, 60mm rod x 110mm cyl | | | 2 |
| 10 | 2411/0508 | | :Seal, 60 x 75 x 11.4 | | | 2 |
| 11 | 2411/8608 | | :Seal, wiper, 60 x 70 x 6.8 | | | 2 |
| 12 | 2302/0314 | | :O Ring | | | 2 |
| 13 | 590/40115 | | :Rod, piston | | | 2 |
| 14 | 595/27704 | | :Head, piston | | | 2 |
| 15 | 826/01180 | | :Dowel | | | 2 |
| 16 | 2411/7920 | | :Ring, wear | | | 4 |
| 17 | 2411/1139 | | :Seal, piston | | | 2 |
| 18 | 991/00110 | | Kit-seal, 60mm rod x 110mm cyl | | | 2 |

Machine groups

Details

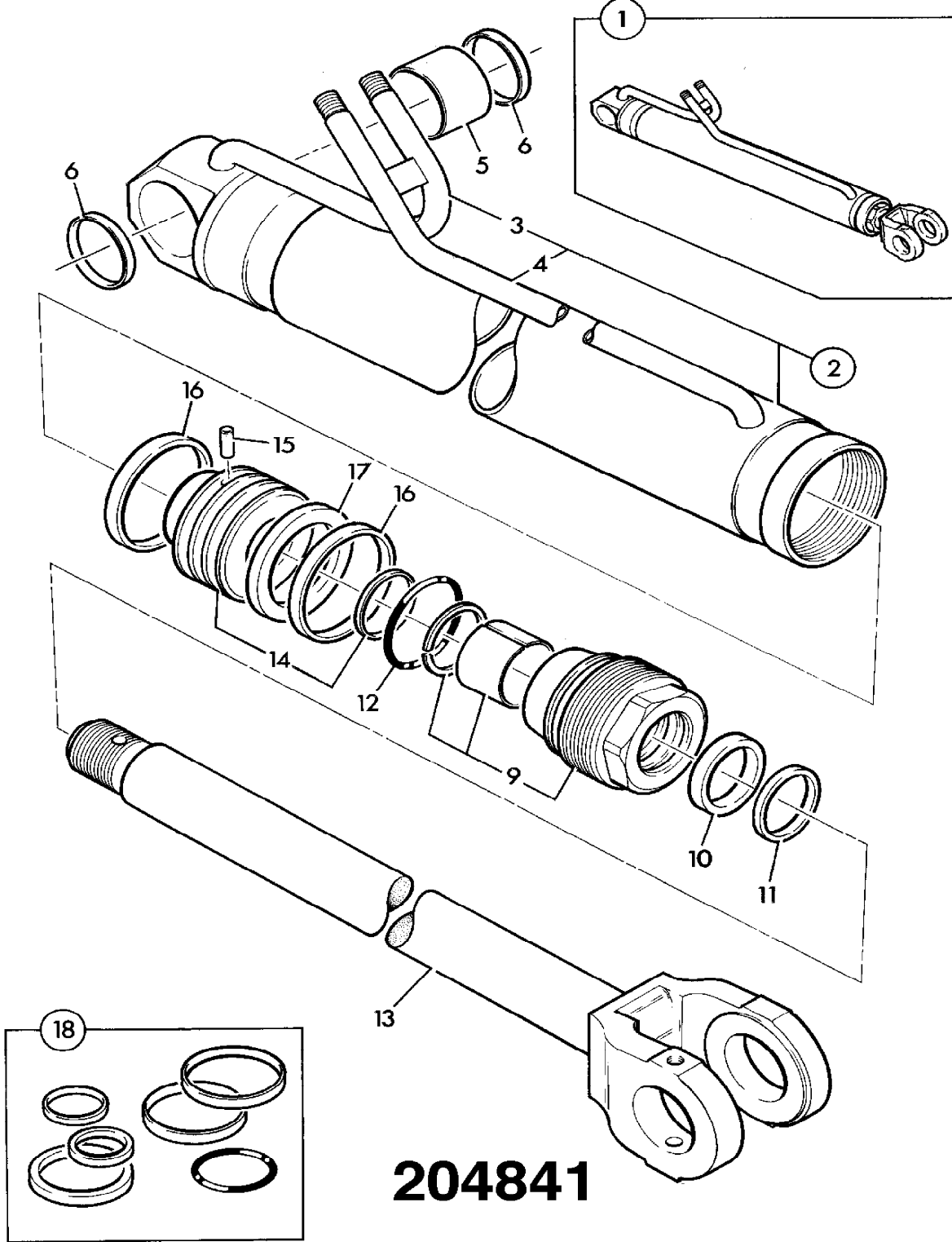
Machine group

From serial no.

To serial no.

.426

426



9802/2740 E4-3-1 RAM, TILT

Illustration

Machines

Top of catalogue

| Item | Part no. | Change No. | Description | Remarks | Usage code | Qty |
|------|-----------|------------|---|---------|------------|-----|
| 1 | 559/60046 | | Ram, shovel | | P/Ex | 2 |
| 2 | 559/70018 | | :Cylinder, assembly | | | 2 |
| 3 | 663/00908 | | ::Pipe | | | 2 |
| 4 | 559/90015 | | ::Pipe | | | 2 |
| 5 | 809/00116 | | :Bearing, liner, 65x85 | | | 2 |
| 6 | 813/00414 | | :Seal, 65mm internal dia. | | | 2 |
| 9 | 594/14031 | | :Kit-end cap, 60mm rod x 100mm cyl | | | 2 |
| 10 | 2411/0508 | | :Seal, 60 x 75 x 11.4 | | | 2 |
| 11 | 2411/8608 | | :Seal, wiper, 60 x 70 x 6.8 | | | 2 |
| 12 | 2302/0312 | | :O Ring, 90 x 5.0 | | | 2 |
| 13 | 590/40114 | | :Rod, piston | | | 2 |
| 14 | 595/27701 | | :Head, piston | | | 2 |
| 15 | 826/01179 | | :Dowel | | | 2 |
| 16 | 2411/7919 | | :Ring, wear | | | 4 |
| 17 | 2411/1145 | | :Seal, piston | | | 2 |
| 18 | 559/90016 | | :Spacer | | | 2 |
| 19 | 2302/0306 | | :O Ring, 60 x 5.0 | | | 4 |
| 20 | 991/00107 | | Kit-seal, 100mm cyl x 60mm rod, Metric rams | | | 2 |

Machine groups

Details

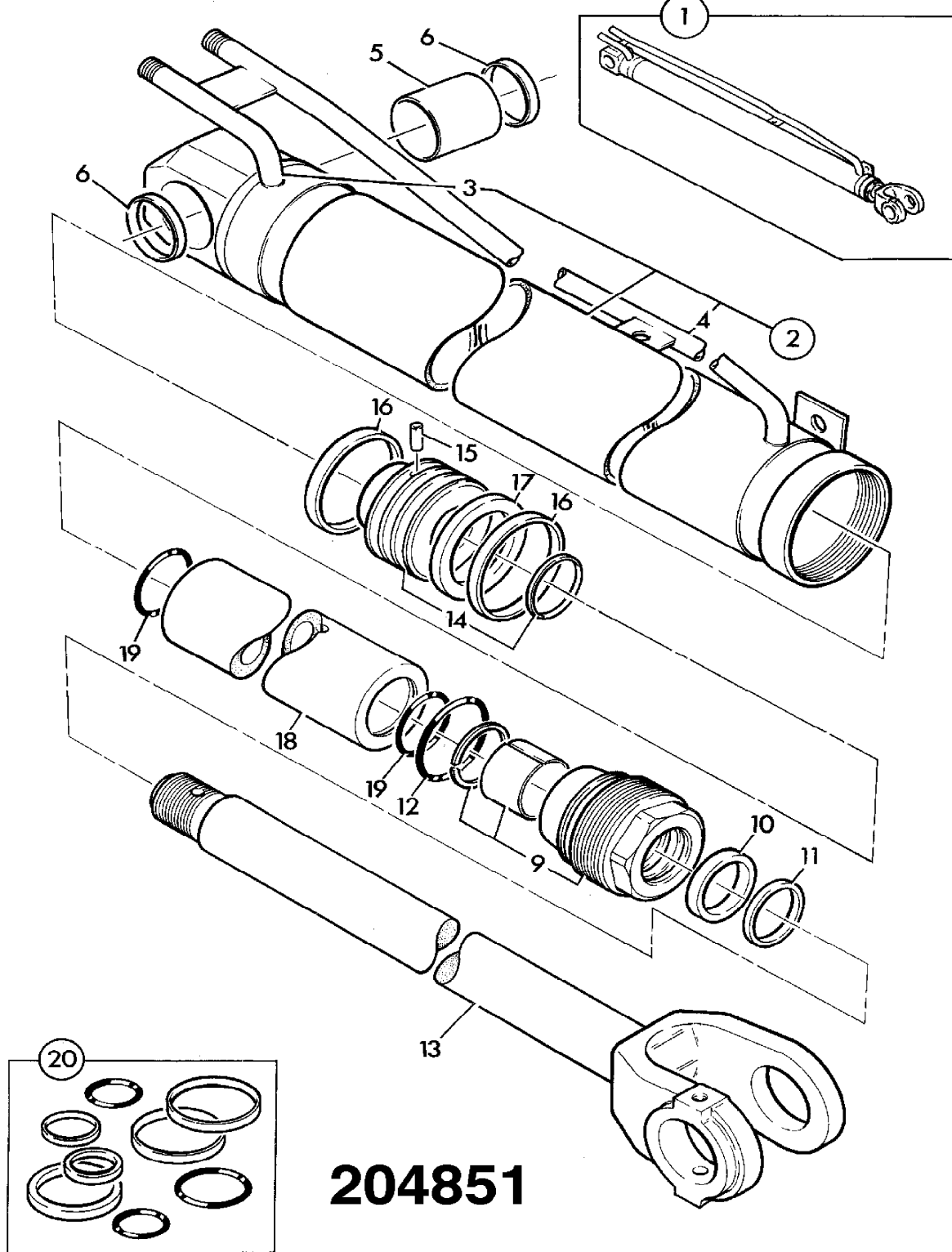
Machine group

From serial no.

To serial no.

.426

426



204851

9802/2740 E4-4-1 RAM, TILT, Z BAR

Illustration

Machines

Top of catalogue

| Item | Part no. | Change No. | Description | Remarks | Usage code | Qty |
|------|-----------|------------|------------------------------------|---------|------------|-----|
| 1 | 565/60015 | | Ram, tilt, Z Bar | | | 1 |
| 2 | 565/70013 | | :Cylinder, assembly | | | 1 |
| 3 | 663/00923 | | ::Pipe | | | 1 |
| 4 | 565/90004 | | ::Pipe | | | 1 |
| 5 | 594/14037 | | :Kit-end cap, 70mm rod x 130mm cyl | | | 1 |
| 6 | 590/40170 | | :Rod, piston | | | 1 |
| 7 | 595/27713 | | :Head, piston | | | 1 |
| 8 | 826/01159 | | :Dowel | | | 1 |
| 9 | 2411/7922 | | :Ring, wear | | | 2 |
| 10 | 2411/1143 | | :Seal, piston head | | | 1 |
| 11 | 2302/0308 | | :O Ring | | | 2 |
| 12 | 829/30432 | | :Spacer | | | 1 |
| 13 | 809/00140 | | :Bearing, liner, 75x85 | | | 2 |
| 14 | 813/00415 | | :Seal, pivot pin | | | 4 |
| 15 | 1450/0001 | | :Nipple, grease, straight, 1/8 BSP | | | 1 |
| 16 | 991/00120 | | :Kit-seal, 70mm rod x 130mm cyl | | | 1 |

Machine groups

Details

Machine group

From serial no.

To serial no.

.426

426

9802/2740 E4-6-1 RAM, QUICKHITCH

Illustration

Machines

Top of catalogue

| Item | Part no. | Change No. | Description | Remarks | Usage code | Qty |
|------|-----------|------------|---------------------------|---------|------------|-----|
| 1 | 551/60007 | | Ram, assembly, quickhitch | | | 1 |
| 2 | 551/70008 | | :Cylinder, assembly | | | 1 |
| 3 | 653/00067 | | ::Pipe, piston side | | | 2 |
| 4 | 590/40106 | | :Rod, piston | | | 1 |
| 5 | 595/26700 | | :Piston, head | | | 1 |
| 6 | 2411/7915 | | ::Ring, wear | | | 2 |
| 7 | 2411/1127 | | ::Seal | | | 1 |
| 8 | 826/01182 | | ::Dowel | | | 1 |
| 9 | 594/12100 | | :Cap, end, assembly | | | 1 |
| 10 | 2411/0501 | | ::Seal, gland | | | 1 |
| 11 | 2411/8601 | | ::Seal, wiper | | | 1 |
| 12 | 2302/0100 | | ::O Ring | | | 1 |
| 13 | 991/00097 | | Kit-seal | | | 1 |

Machine groups

Details

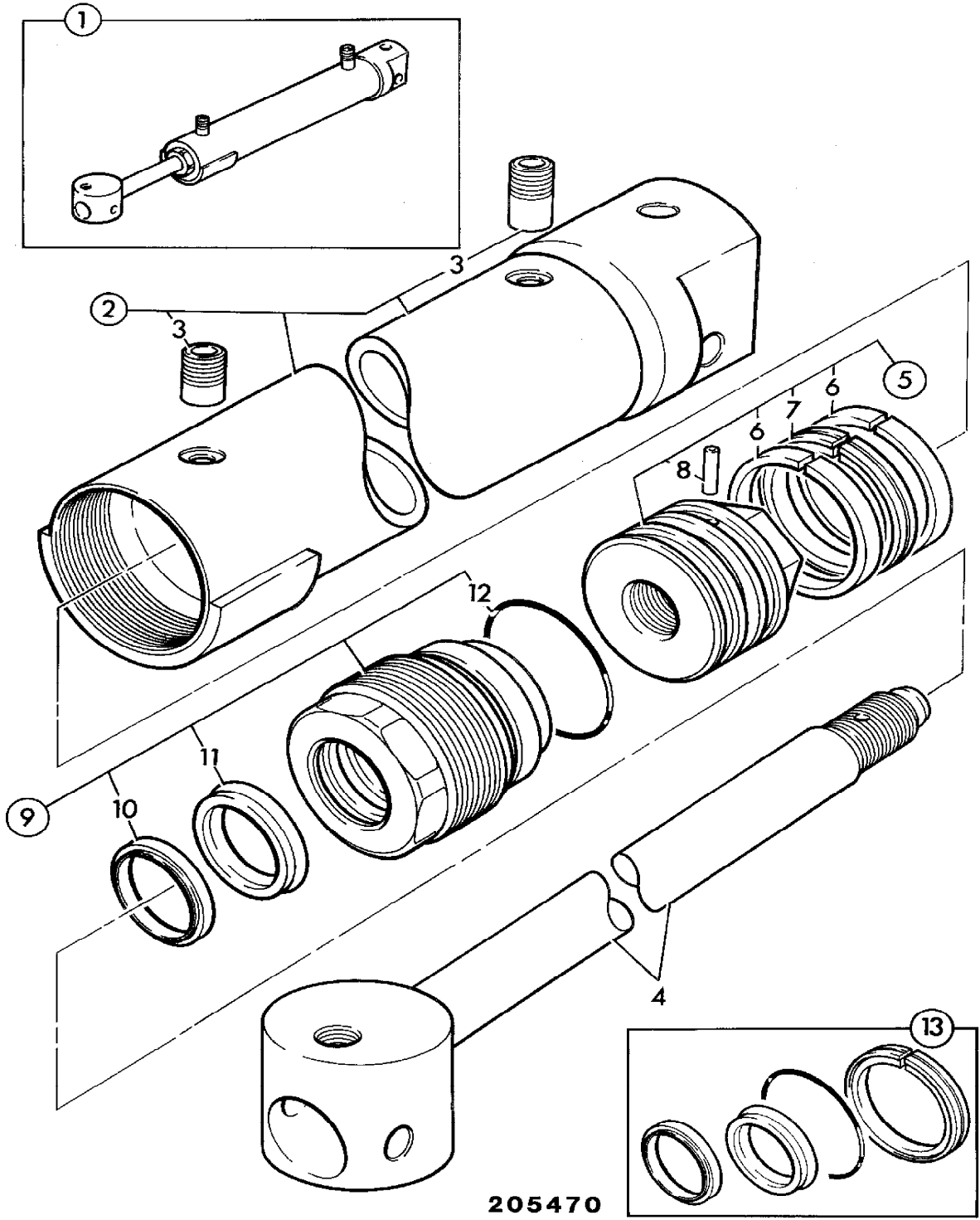
Machine group

From serial no.

To serial no.

.426

426



205470

9802/2740 F1-1-1 AXLE ASSEMBLY, FRONT PR12,10/300161, DATA PLATE REF.3286063

Illustration

Machines

Top of catalogue

| Item | Part no. | Change No. | Description | Remarks | Usage code | Qty |
|------|------------|------------|---------------------------|---------------------------------------|------------|-----|
| 1 | 10/300161 | | Axle, front, PR12 B.O. | | P/Ex | 1 |
| 1A | 10/908886 | | Adapter, elbow, 90 degree | Brake pipe adapter supplied with axle | | 2 |
| 2 | 826/10988 | | Bolt, 240mm long | | | 8 |
| 3 | 1371/0901D | | Nut | | | 8 |
| 4 | 1422/0014D | | Washer | | | 16 |

Machine groups

Details

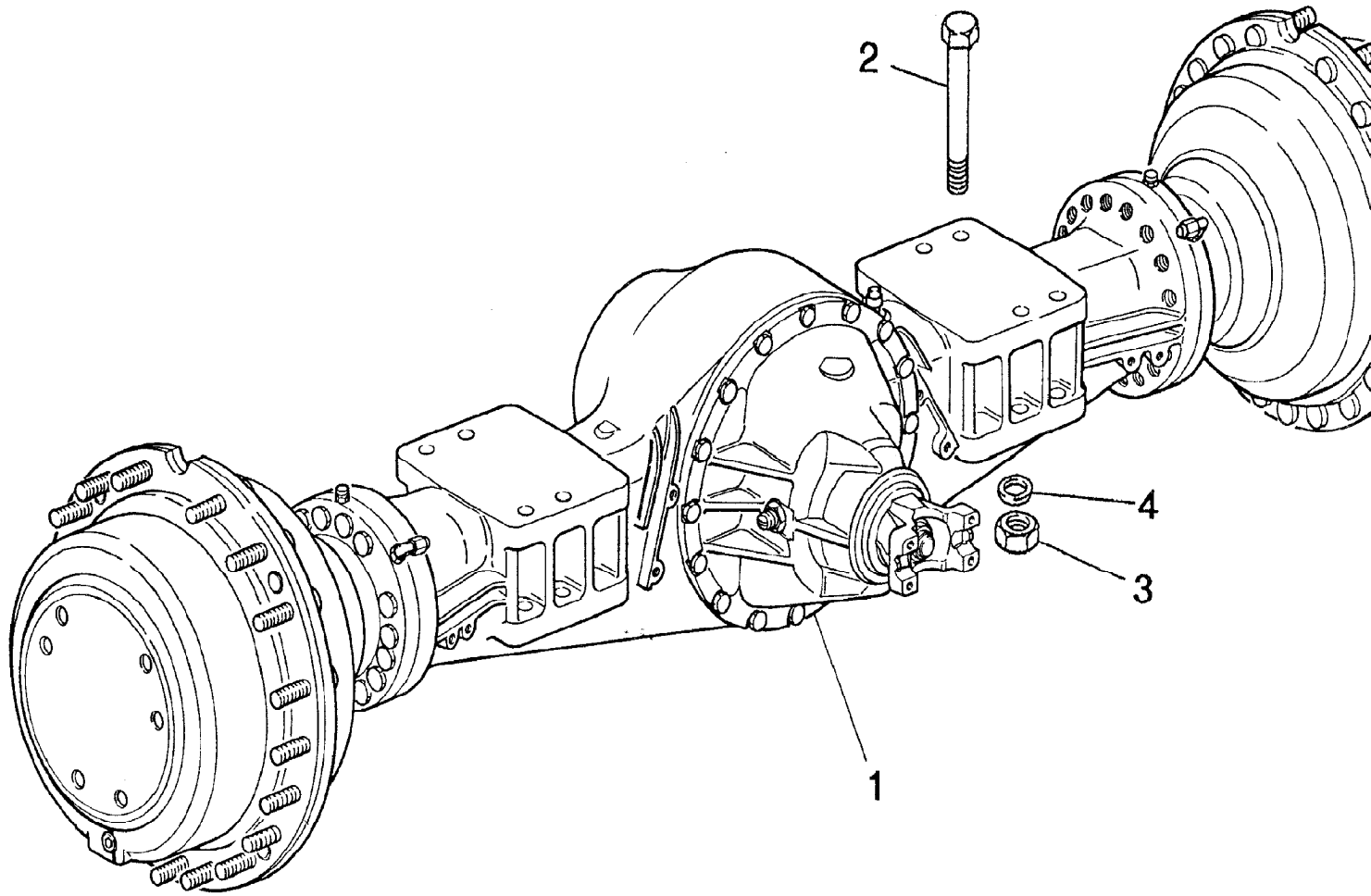
Machine group

From serial no.

To serial no.

.426

426



600450

9802/2740 F1-2-1 AXLE ASSEMBLY, FRONT PR12,10/300161, PLUGS & SHAFTS

Illustration

Machines

Top of catalogue

| Item | Part no. | Change No. | Description | Remarks | Usage code | Qty |
|------|-----------|------------|-----------------|-----------------|------------|-----|
| 1 | 10/906402 | | Plug, oil level | | | 1 |
| 2 | 10/906406 | | Plate, data | | | 1 |
| 3 | . | | 'See Remark' | See page F1-3-1 | | 1 |
| 4 | 10/906403 | | Breather | | | 1 |
| 5 | 10/906519 | | Shaft, axle | | | 2 |
| 6 | 10/906405 | | Rivet | | | 2 |
| 7 | 10/906401 | | Plug, drain | | | 1 |

Machine groups

Details

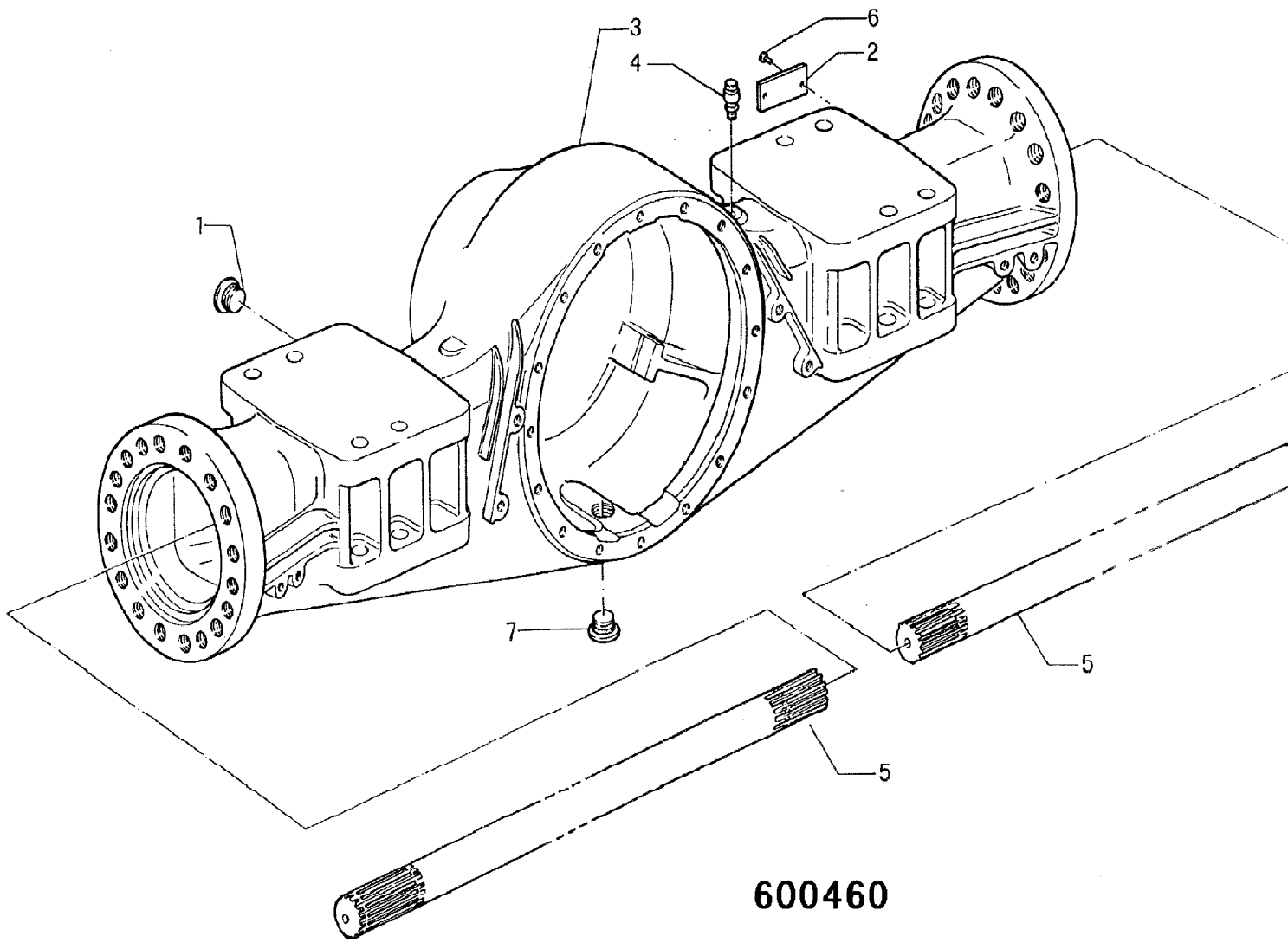
Machine group

From serial no.

To serial no.

.426

426



600460

9802/2740 F1-20-1 SPACERS, HEAVY DUTY AXLES

Illustration

Machines

Top of catalogue

| Item | Part no. | Change No. | Description | Remarks | Usage code | Qty |
|------|------------|------------|----------------------|-------------|------------|-----|
| 1 | 331/21662 | | Spacer | | | 2 |
| 2 | 826/01825 | | Bolt, M24 X 220 Long | | | 8 |
| | 826/10815 | | Bolt, 260mm long | PR 12 Axles | | 8 |
| 3 | 1371/0901D | | Nut | | | 8 |
| 4 | 1422/0014D | | Washer | | | 8 |

Machine groups

Details

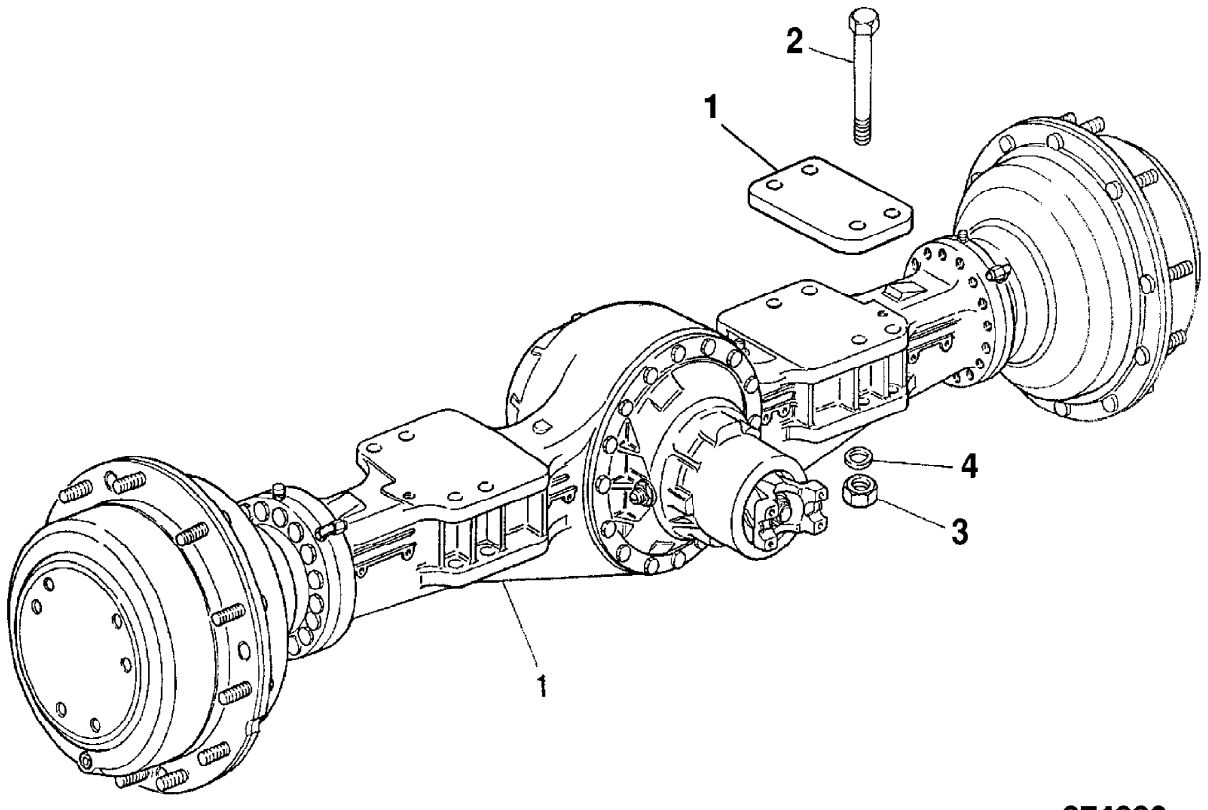
Machine group

From serial no.

To serial no.

.426

426



374330

HOUSING ASSEMBLY

Illustration

Machines

Top of catalogue

| Item | Part no. | Change No. | Description | Remarks | Usage code | Qty |
|------|-----------|------------|-----------------------------|---------|------------|-----|
| 0A | 10/300202 | | Differential, assembly | | | 1 |
| 1 | 10/906407 | | :Pin | | | 2 |
| 2 | 10/906408 | | :Bearing | | | 2 |
| 3 | 10/906409 | | :Nut, locking | | | 2 |
| 4 | 10/906458 | | :Screw | | | 18 |
| 5 | 10/906705 | | :Bearing, thrust, side gear | | | 2 |
| 6 | 10/906706 | | :Gear, side | | | 2 |
| 7 | 10/906522 | | :Trunnion, pinion | | | 1 |
| 8 | 10/906523 | | :Gear, pinion | | | 4 |
| 9 | 10/908903 | | :Washer, thrust | | | 4 |
| 10 | 10/906416 | | :Pin, split | | | 1 |
| 11 | 10/906703 | | :Screw | | | 8 |
| 12 | 10/906524 | | :Plate, connecting beam. | | | 1 |
| 13 | 10/906525 | | :Bearing | | | 1 |
| 14 | 10/906526 | | :Pin | | | 1 |
| 15 | 10/906518 | | :Washer | | | 1 |
| 16 | 10/906527 | | :Bearing | | | 1 |
| 17 | 10/906528 | | :Shim, 3.50 mm | | | A/R |
| | 10/906529 | | :Shim, 3.60 mm | | | A/R |
| | 10/906530 | | :Shim, 3.70 mm | | | A/R |
| | 10/906531 | | :Shim, 3.80 mm | | | A/R |
| | 10/906532 | | :Shim, 3.90 mm | | | A/R |
| | 10/906533 | | :Shim, 4.00 mm | | | A/R |
| | 10/906534 | | :Shim, 4.10 mm | | | A/R |
| | 10/906535 | | :Shim, 4.20 mm | | | A/R |
| | 10/906536 | | :Shim, 4.30 mm | | | A/R |
| | 10/906537 | | :Shim, 4.40 mm | | | A/R |
| | 10/906538 | | :Shim, 4.50 mm | | | A/R |
| 18 | 10/906539 | | :Spacer | | | 1 |
| 19 | 10/906540 | | :Shim, 0.500 mm | | | 1 |
| | 10/906541 | | :Shim, 1.00 mm | | | 1 |
| | 10/906542 | | :Shim, 1.025 mm | | | A/R |
| | 10/906543 | | :Shim, 1.050 mm | | | A/R |
| | 10/906544 | | :Shim, 1.075 mm | | | A/R |
| | 10/906545 | | :Shim, 1.100 mm | | | A/R |
| | 10/906546 | | :Shim, 1.125 mm | | | A/R |
| | 10/906547 | | :Shim, 1.150 mm | | | A/R |
| | 10/906548 | | :Shim, 1.175 mm | | | A/R |

| | | | | | | |
|----|-----------|--|----------------------------------|--|--|-----|
| | 10/906549 | | :Shim, 1.200 mm | | | A/R |
| | 10/906550 | | :Shim, 1.225 mm | | | A/R |
| | 10/906551 | | :Shim, 1.250 mm | | | A/R |
| | 10/906552 | | :Shim, 1.275 mm | | | A/R |
| | 10/906553 | | :Shim, 1.300 mm | | | A/R |
| | 10/906554 | | :Shim, 1.325 mm | | | A/R |
| | 10/906555 | | :Shim, 1.350 mm | | | A/R |
| | 10/906556 | | :Shim, 1.375 mm | | | A/R |
| | 10/906557 | | :Shim, 1.40 mm | | | A/R |
| | 10/906558 | | :Shim, 1.425 mm | | | A/R |
| | 10/906559 | | :Shim, 1.450 mm | | | A/R |
| | 10/906560 | | :Shim, 1.475 mm | | | A/R |
| | 10/906561 | | :Shim, 1.5 mm | | | A/R |
| 20 | 10/906456 | | :Pin | | | 1 |
| 21 | 10/906457 | | :Nut | | | 1 |
| 22 | 10/906458 | | :Screw | | | 4 |
| 23 | 10/906562 | | :Flange, assembly | | | 1 |
| 24 | 10/906563 | | :Bearing | | | 1 |
| 25 | 10/906461 | | :Seal, oil, 65x120x12/14 | | | 1 |
| 26 | 10/906462 | | :Washer | | | 1 |
| 27 | 10/906463 | | :Nut | | | 1 |
| 28 | 10/906564 | | :Screw | | | 16 |
| 29 | 10/906465 | | :Plate | | | 1 |
| 30 | 10/906405 | | :Rivet | | | 2 |
| 33 | 10/906570 | | :Housing, differential, assembly | | | 1 |
| 34 | 10/300203 | | :Gear, crownwheel and pinnion | | | 1 |
| 35 | 10/906707 | | :Casing, assembly | | | 1 |

Machine groups

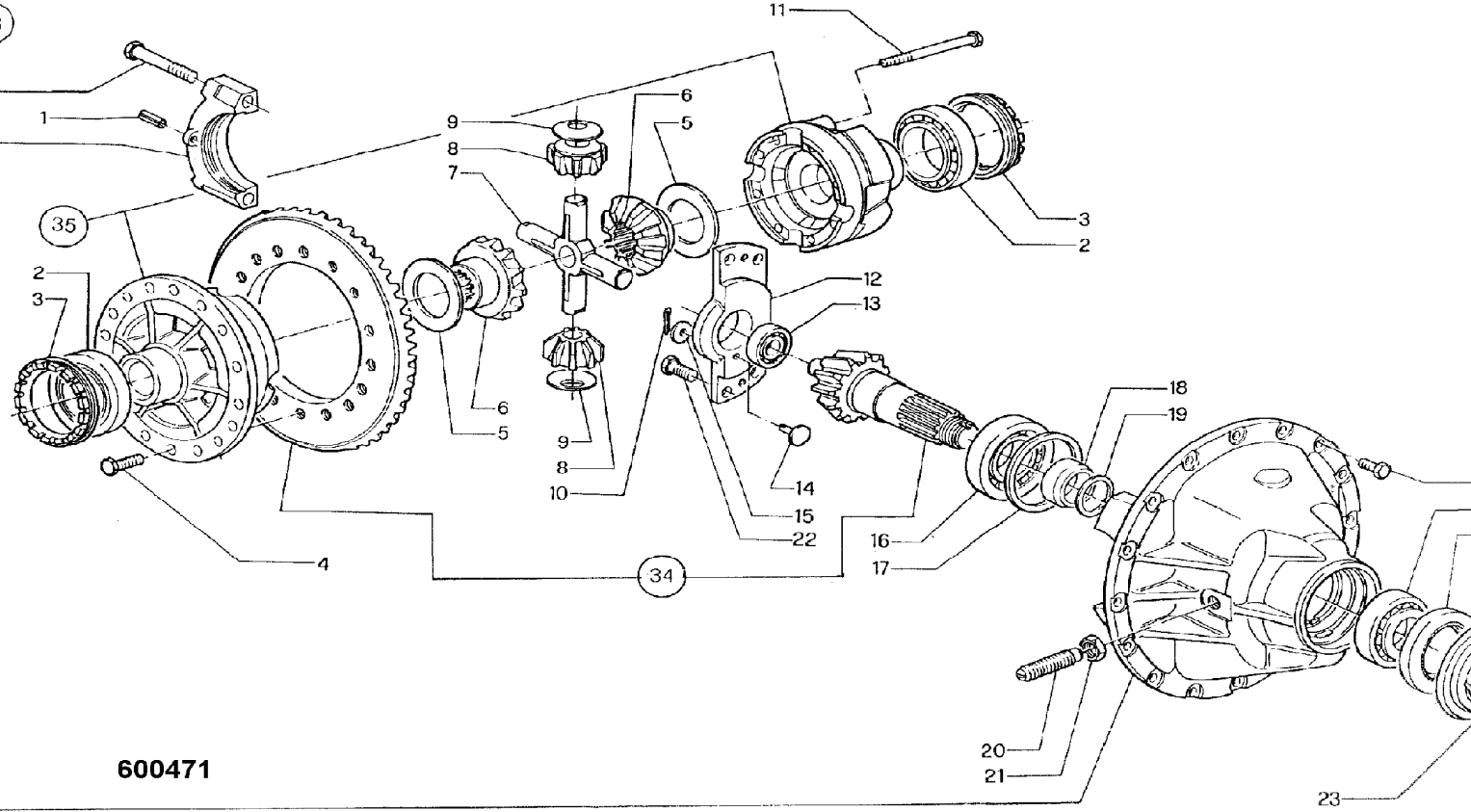
Details

Machine group From serial no. To serial no.

.426

426

33



600471

23

9802/2740 F1-4-1 HUB & COMPONENTS, FRONT PR12,10/300161

Illustration

Machines

Top of catalogue

| Item | Part no. | Change No. | Description | Remarks | Usage code | Qty |
|------|-----------|------------|-------------------------------|-------------------------|------------|-----|
| 1 | 10/906574 | | Cover | | | 2 |
| 2 | 10/906575 | | O Ring | | | 2 |
| 3 | 450/24415 | | Stop, shaft | | | 2 |
| 4 | 450/24423 | | Bolt, M8 x 25 | | | 8 |
| 5 | 10/906576 | | Housing | | | 2 |
| 6 | 10/906577 | | Pin | | | 6 |
| 7 | 10/906479 | | Plug, C/w O ring | | | 2 |
| 8 | 450/24417 | | Screw, hex hd. | | | 12 |
| 9 | 10/906578 | | Shim, thrust bearing, 1.5 mm | | | 6 |
| 10 | 10/906579 | | Bearing | | | 6 |
| 11 | 10/906580 | | Spacer | | | 6 |
| 12 | 10/906581 | | Gear | | | 2 |
| 13 | 10/906582 | | Shim, thrust bearing, 3.00 mm | | | 6 |
| 14 | 10/906583 | | Gear | | | 2 |
| 15 | 10/906584 | | Ring, snap | | | 2 |
| 16 | 10/906585 | | Drum, brake disc | | | 2 |
| 17 | 10/300200 | | Disc, brake | | | 8 |
| 18 | 10/906587 | | Shim, pressure plate, 4.00 mm | | | 8 |
| | 10/906588 | | Shim, pressure plate, 4.5 mm | | | 8 |
| | 10/906589 | | Shim, pressure plate, 5.00 mm | | | 8 |
| | 10/906590 | | Shim, pressure plate, 4.25 mm | | | 8 |
| 19 | 10/906591 | | Pin | | | 12 |
| 20 | 10/906592 | | Ring, locking | | | 2 |
| 21 | 10/908004 | | Kit, pressure plate | | | 2 |
| | 10/906494 | | :Spring | | | 2 |
| | 10/906495 | | :Ring | | | 2 |
| 22 | 10/906711 | | Spring | N.L.A. use 10/908004 | | 6 |
| 23 | 10/906713 | | Cup, retaining | N.L.A. use 10/908004 | | 6 |
| 24 | 450/24414 | | Plate, locking | | | 4 |
| 25 | 10/906496 | | Nut, locking | | | 2 |
| 26 | 450/24418 | | Ring, snap | | | 2 |
| 27 | 10/906497 | | Bearing, thrust | | | 2 |
| 28 | 10/906498 | | Bearing | | | 2 |
| 29 | 10/906594 | | Gear | | | 2 |
| 30 | 10/906595 | | Gear | | | 2 |
| 31 | 10/906596 | | Hub, wheel | | | 2 |
| 32 | 450/24431 | | Stud, wheel | | | 38 |
| 33 | 10/906597 | | Gasket | | | 2 |
| | | | | | | |

| | | | | | | |
|----|-----------|--|---------------------------|-------------------------|--|----|
| 34 | 10/906598 | | Piston | | | 2 |
| 35 | 10/906599 | | Gasket | | | 2 |
| 36 | 10/906601 | | Bearing | | | 2 |
| 37 | 10/906602 | | Seal | | | 2 |
| 38 | 10/906603 | | Hub, sleeve, right hand | | | 1 |
| 39 | 10/906509 | | Breather, oil | | | 2 |
| 40 | 10/908886 | | Adapter, elbow, 90 degree | | | 2 |
| 41 | 10/906604 | | Gasket | | | 2 |
| 42 | 10/906605 | | Hub, sleeve, left hand | | | 1 |
| 43 | 10/906606 | | Screw | | | 32 |
| 44 | 10/906712 | | Pin, steady | N.L.A. use 10/908004 | | 6 |
| 45 | 10/906714 | | Ring, locking | N.L.A. use 10/908004 | | 6 |
| 46 | 10/906514 | | Cover, oil breather cowl | | | 2 |
| 47 | 450/24432 | | Guard | | | 2 |
| 48 | 10/906607 | | Cover, assembly | | | 1 |

Machine groups

Details

Machine group

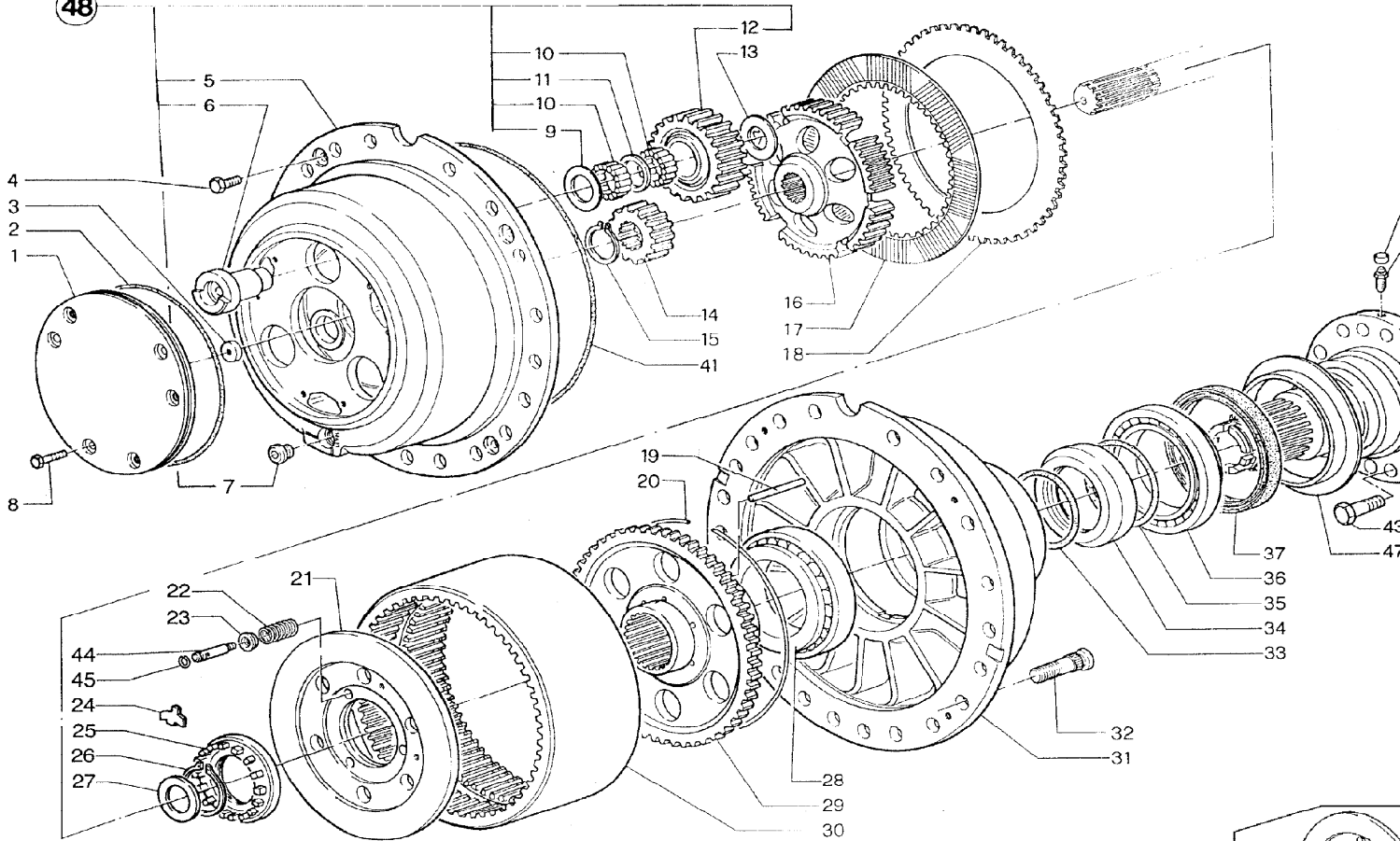
From serial no.

To serial no.

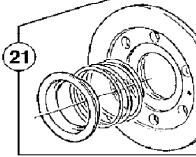
.426

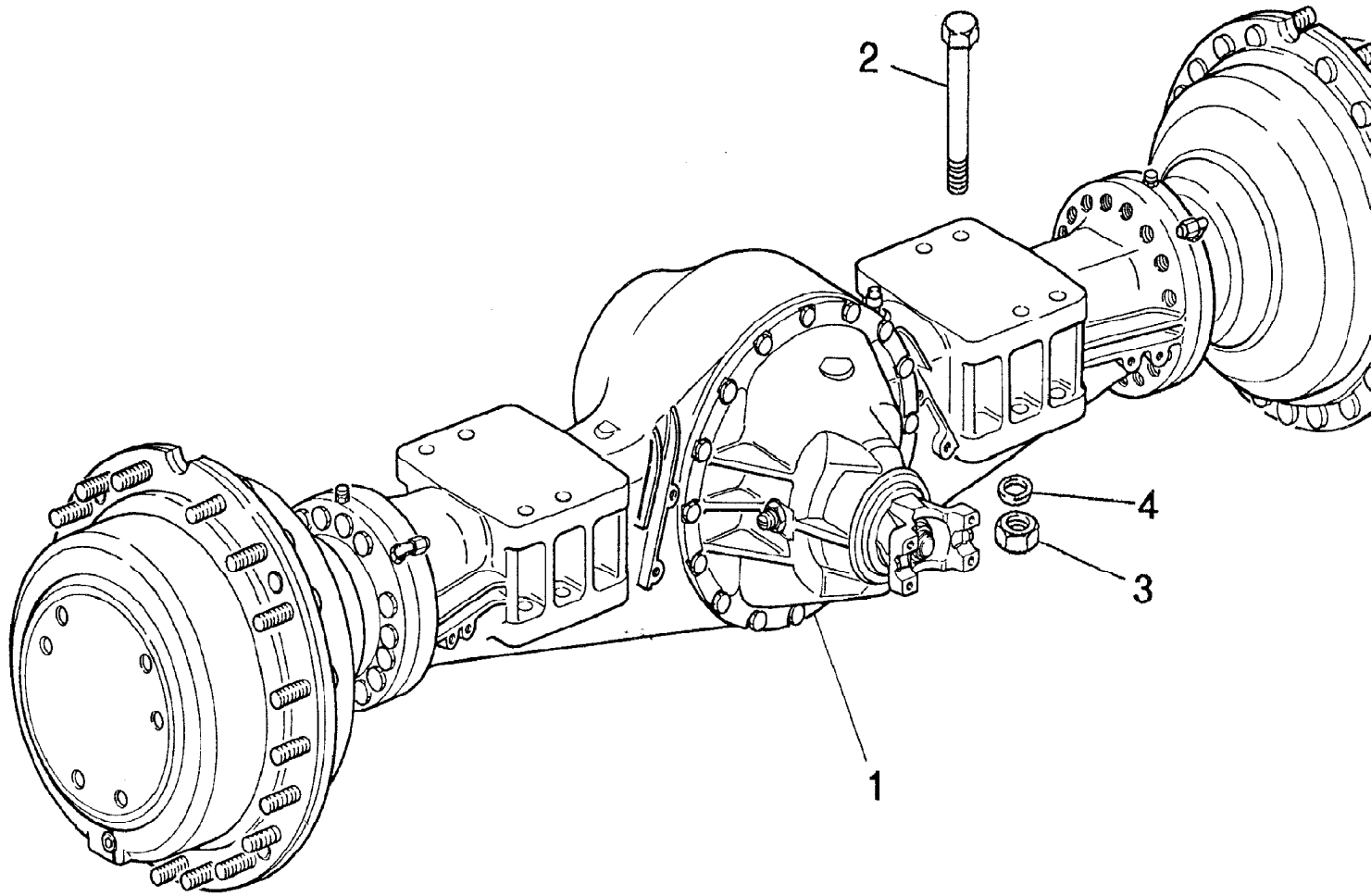
426

48



600484





600450

9802/2740 F1-6-1 AXLE ASSEMBLY,L.S.D., FRONT

PR12,10/300163, PLUGS & SHAFTS

Illustration

Machines

Top of catalogue

| Item | Part no. | Change No. | Description | Remarks | Usage code | Qty |
|------|-----------|------------|-----------------|-----------------|------------|-----|
| 1 | 10/906402 | | Plug, oil level | | | 1 |
| 2 | 10/906406 | | Plate, data | | | 1 |
| 3 | . | | 'See Remark' | See page F1-3-1 | | 1 |
| 4 | 10/906403 | | Breather | | | 1 |
| 5 | 10/906519 | | Shaft, axle | | | 2 |
| 6 | 10/906405 | | Rivet | | | 2 |
| 7 | 10/906401 | | Plug, drain | | | 1 |

Machine groups

Details

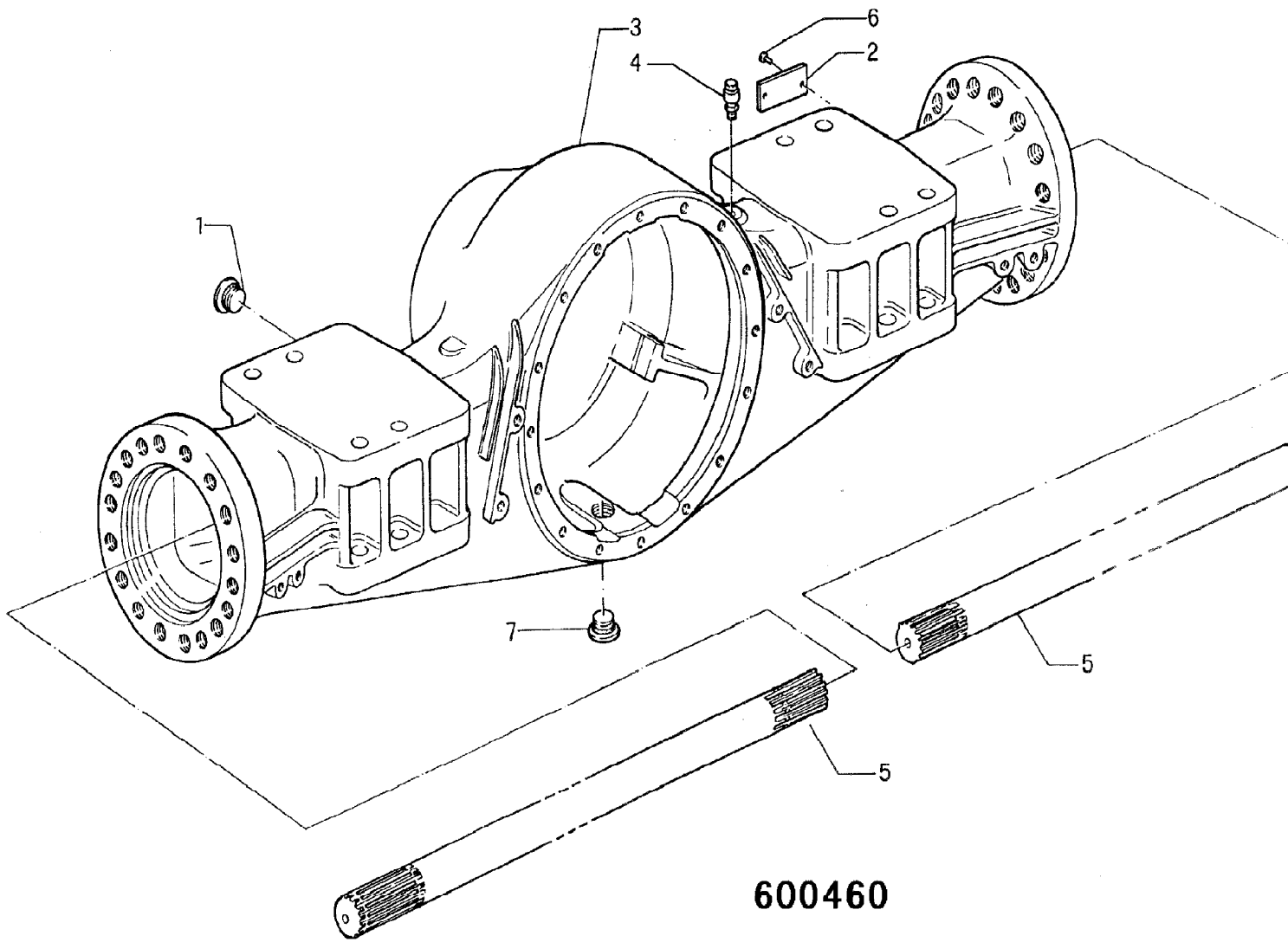
Machine group

From serial no.

To serial no.

.426

426



600460

HOUSING ASSEMBLY

Illustration

Machines

Top of catalogue

| Item | Part no. | Change No. | Description | Remarks | Usage code | Qty |
|------|-----------|------------|--------------------------------|---------|------------|-----|
| 0A | 10/300204 | | Differential, assembly, L.S.D. | | | 1 |
| 1 | 10/906407 | | :Pin | | | 2 |
| 2 | 10/906408 | | :Bearing | | | 2 |
| 3 | 10/906409 | | :Nut, locking | | | 2 |
| 4 | 10/906458 | | :Screw | | | 18 |
| 5 | 10/906520 | | :Clutch, outer disc | | | 2 |
| 6 | 10/906521 | | :Gear, side | | | 2 |
| 7 | 10/300286 | | :Pinion, spider | | | 1 |
| 8 | 10/906523 | | :Gear, pinion | | | 4 |
| 9 | 10/906412 | | :Gear, side | | | 4 |
| 10 | 10/906416 | | :Pin, split | | | 1 |
| 11 | 10/906417 | | :Screw | | | 8 |
| 12 | 10/909402 | | :Plate, connecting | | | 1 |
| 13 | 10/909403 | | :Bearing | | | 1 |
| 14 | 10/909404 | | :Pin | | | 1 |
| 15 | 10/906518 | | :Washer | | | 1 |
| 16 | 10/906527 | | :Bearing | | | 1 |
| 17 | 10/906528 | | :Shim, 3.50 mm | | | A/R |
| | 10/906529 | | :Shim, 3.60 mm | | | A/R |
| | 10/906530 | | :Shim, 3.70 mm | | | A/R |
| | 10/906531 | | :Shim, 3.80 mm | | | A/R |
| | 10/906532 | | :Shim, 3.90 mm | | | A/R |
| | 10/906533 | | :Shim, 4.00 mm | | | A/R |
| | 10/906534 | | :Shim, 4.10 mm | | | A/R |
| | 10/906535 | | :Shim, 4.20 mm | | | A/R |
| | 10/906536 | | :Shim, 4.30 mm | | | A/R |
| | 10/906537 | | :Shim, 4.40 mm | | | A/R |
| | 10/906538 | | :Shim, 4.50 mm | | | A/R |
| 18 | 10/906539 | | :Spacer | | | 1 |
| | 10/300299 | | :Spacer, 21.6mm | | | 1 |
| | 10/300300 | | :Spacer, 21.7mm | | | 1 |
| | 10/300301 | | :Spacer, 21.725mm | | | 1 |
| | 10/300302 | | :Spacer, 21.75 mm | | | 1 |
| | 10/300303 | | :Spacer, 21.775 mm | | | 1 |
| | 10/300304 | | :Spacer, 21.8 mm | | | 1 |
| | 10/300305 | | :Spacer, 21.825 mm | | | 1 |
| | 10/300306 | | :Spacer, 21.85 mm | | | 1 |
| | 10/300307 | | Spacer, 21.875 mm | | | 1 |

| | | | | | |
|----|-----------|--|---|-----------------------------------|-----|
| | 10/300308 | | :Spacer, 21.9 mm | | 1 |
| | 10/300309 | | :Spacer, 21.925 mm | | 1 |
| | 10/300310 | | :Spacer, 21.95 mm | | 1 |
| | 10/300311 | | :Spacer, 21.975 mm | | 1 |
| | 10/300312 | | :Spacer, 22 mm | | 1 |
| | 10/300313 | | :Spacer, 22.025 mm | | 1 |
| | 10/300314 | | :Spacer, 22.050 mm | | 1 |
| | 10/300315 | | :Spacer, 22.1 mm | | 1 |
| | 10/300316 | | :Spacer, 22.2 mm | | 1 |
| | 10/300317 | | :Spacer, 22.3 mm | | 1 |
| 19 | . | | 'See Remark' | Item 19 not used on this assembly | 1 |
| 20 | 10/906456 | | :Pin | | 1 |
| 21 | 10/906457 | | :Nut | | 1 |
| 22 | 10/906458 | | :Screw | | 4 |
| 23 | 10/906562 | | :Flange, assembly | | 1 |
| 24 | 10/906563 | | :Bearing | | 1 |
| 25 | 10/906461 | | :Seal, oil, 65x120x12/14 | | 1 |
| 26 | 10/906462 | | :Washer | | 1 |
| 27 | 10/906463 | | :Nut | | 1 |
| 28 | 10/906564 | | :Screw | | 16 |
| 29 | 10/906465 | | :Plate | | 1 |
| 30 | 10/906405 | | :Rivet | | 2 |
| 31 | 10/906565 | | :Shim, disc 3.00 mm | | A/R |
| | 10/906566 | | :Shim, disc 3.10 mm | | A/R |
| | 10/906567 | | :Shim, disc 3.20 mm | | A/R |
| | 10/906568 | | :Shim, disc 3.30 mm | | A/R |
| 32 | 10/906569 | | :Disc, clutch, inner | | A/R |
| 33 | 10/300170 | | :Housing, assembly, differential | | 1 |
| 34 | 10/300203 | | :Gear, crownwheel and pinnion | | 1 |
| 35 | 10/906707 | | :Casing, assembly | | 1 |
| 36 | 10/906573 | | :Differential, assembly, c/w trunnion and gears | | 1 |

Machine groups

Details

Machine group

From serial no.

To serial no.

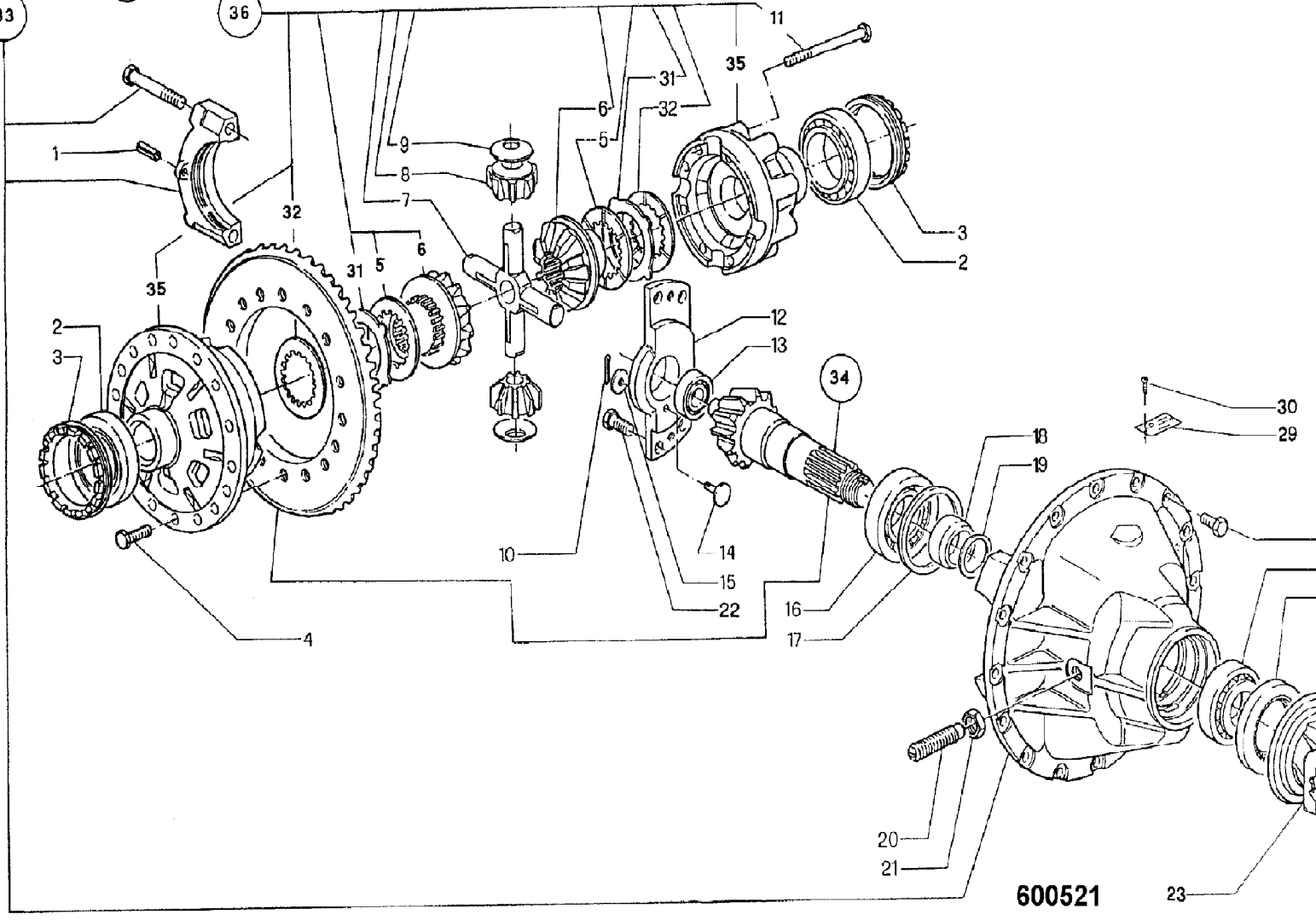
.426

426

OOA

33

36



600521

23

9802/2740 F1-8-1 HUB & COMPONENTS, FRONT PR12,10/300163

Illustration

Machines

Top of catalogue

| Item | Part no. | Change No. | Description | Remarks | Usage code | Qty |
|------|-----------|------------|-------------------------------|-------------------------|------------|-----|
| 1 | 10/906574 | | Cover | | | 2 |
| 2 | 10/906575 | | O Ring | | | 2 |
| 3 | 450/24415 | | Stop, shaft | | | 2 |
| 4 | 450/24423 | | Bolt, M8 x 25 | | | 8 |
| 5 | 10/906576 | | Housing | | | 2 |
| 6 | 10/906577 | | Pin | | | 6 |
| 7 | 10/906479 | | Plug, C/w O ring | | | 2 |
| 8 | 450/24417 | | Screw, hex hd. | | | 12 |
| 9 | 10/906578 | | Shim, thrust bearing, 1.5 mm | | | 6 |
| 10 | 10/906579 | | Bearing | | | 6 |
| 11 | 10/906580 | | Spacer | | | 6 |
| 12 | 10/906581 | | Gear | | | 2 |
| 13 | 10/906582 | | Shim, thrust bearing, 3.00 mm | | | 6 |
| 14 | 10/906583 | | Gear | | | 2 |
| 15 | 10/906584 | | Ring, snap | | | 2 |
| 16 | 10/906585 | | Drum, brake disc | | | 2 |
| 17 | 10/300200 | | Disc, brake | | | 8 |
| 18 | 10/906587 | | Shim, pressure plate, 4.00 mm | | | 8 |
| | 10/906588 | | Shim, pressure plate, 4.5 mm | | | 8 |
| | 10/906589 | | Shim, pressure plate, 5.00 mm | | | 8 |
| | 10/906590 | | Shim, pressure plate, 4.25 mm | | | 8 |
| 19 | 10/906591 | | Pin | | | 12 |
| 20 | 10/906592 | | Ring, locking | | | 2 |
| 21 | 10/908004 | | Kit, pressure plate | | | 2 |
| | 10/906494 | | :Spring | | | 2 |
| | 10/906495 | | :Ring | | | 2 |
| 22 | 10/906711 | | Spring | N.L.A. use 10/908004 | | 6 |
| 23 | 10/906713 | | Cup, retaining | N.L.A. use 10/908004 | | 6 |
| 24 | 450/24414 | | Plate, locking | | | 4 |
| 25 | 10/906496 | | Nut, locking | | | 2 |
| 26 | 450/24418 | | Ring, snap | | | 2 |
| 27 | 10/906497 | | Bearing, thrust | | | 2 |
| 28 | 10/906498 | | Bearing | | | 2 |
| 29 | 10/906594 | | Gear | | | 2 |
| 30 | 10/906595 | | Gear | | | 2 |
| 31 | 10/906596 | | Hub, wheel | | | 2 |
| 32 | 450/24431 | | Stud, wheel | | | 38 |
| 33 | 10/906597 | | Gasket | | | 2 |
| | | | | | | |

| | | | | | | |
|----|-----------|--|---------------------------|-------------------------|--|----|
| 34 | 10/906598 | | Piston | | | 2 |
| 35 | 10/906599 | | Gasket | | | 2 |
| 36 | 10/906601 | | Bearing | | | 2 |
| 37 | 10/906602 | | Seal | | | 2 |
| 38 | 10/906603 | | Hub, sleeve, right hand | | | 1 |
| 39 | 10/906509 | | Breather, oil | | | 2 |
| 40 | 10/908886 | | Adapter, elbow, 90 degree | | | 2 |
| 41 | 10/906604 | | Gasket | | | 2 |
| 42 | 10/906605 | | Hub, sleeve, left hand | | | 1 |
| 43 | 10/906606 | | Screw | | | 32 |
| 44 | 10/906712 | | Pin, steady | N.L.A. use 10/908004 | | 6 |
| 45 | 10/906714 | | Ring, locking | N.L.A. use 10/908004 | | 6 |
| 46 | 10/906514 | | Cover, oil breather cowl | | | 2 |
| 47 | 450/24432 | | Guard | | | 2 |
| 48 | 10/906607 | | Cover, assembly | | | 2 |
| 49 | 826/11355 | | Nut, wheel, yellow finish | | | 38 |

Machine groups

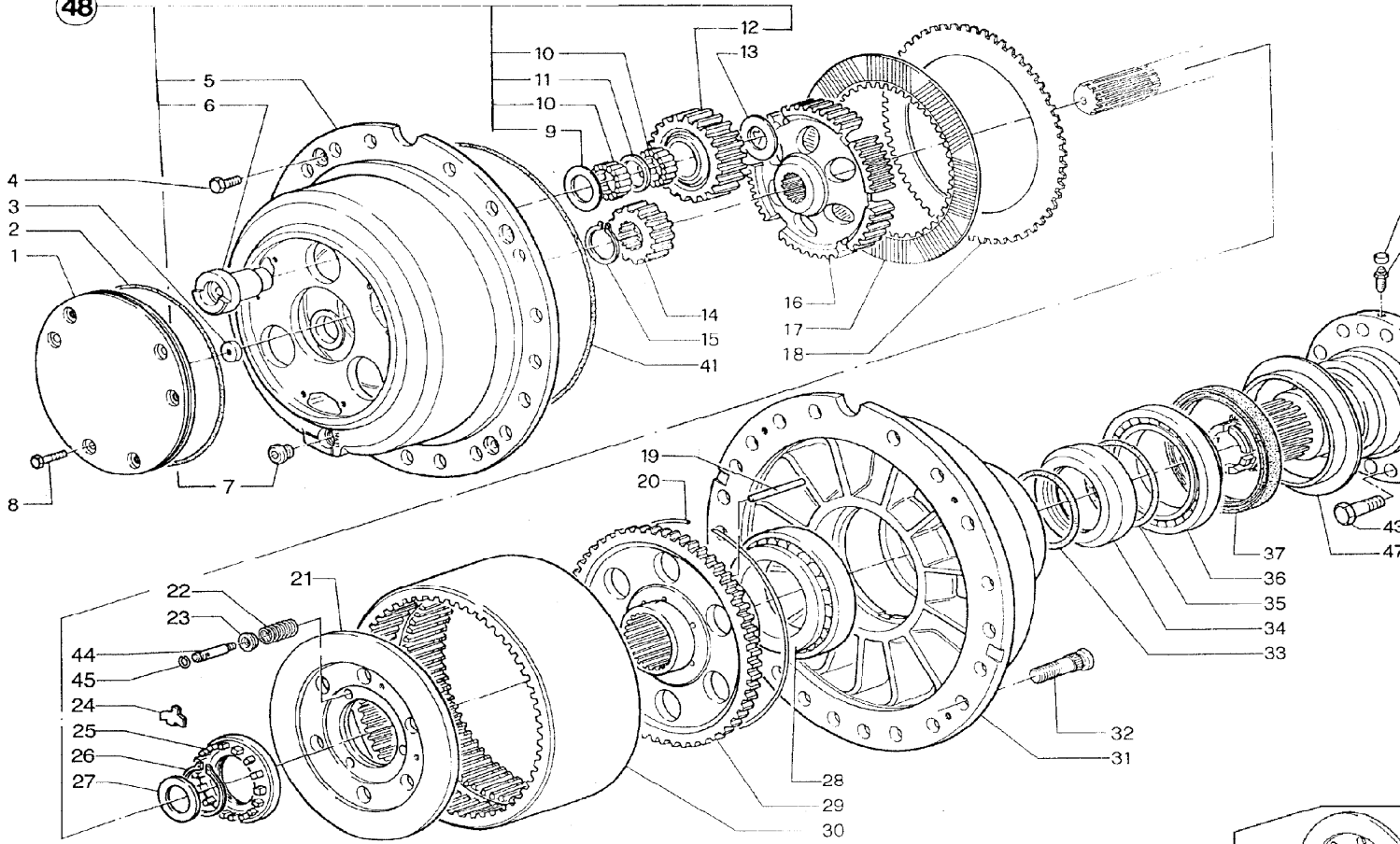
Details

Machine group From serial no. To serial no.

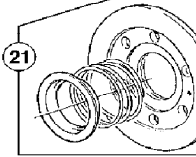
.426

426

48



600484



9802/2740 F2-1-1 AXLE ASSEMBLY, REAR PR12,10/300162,

DATA PLATE REF. 3286073

Illustration

Machines

Top of catalogue

| Item | Part no. | Change No. | Description | Remarks | Usage code | Qty |
|------|-----------|------------|-----------------------|---------|------------|-----|
| 1 | 10/300162 | | Axle, rear, PR12 B.O. | | P/Ex | 1 |

Machine groups

Details

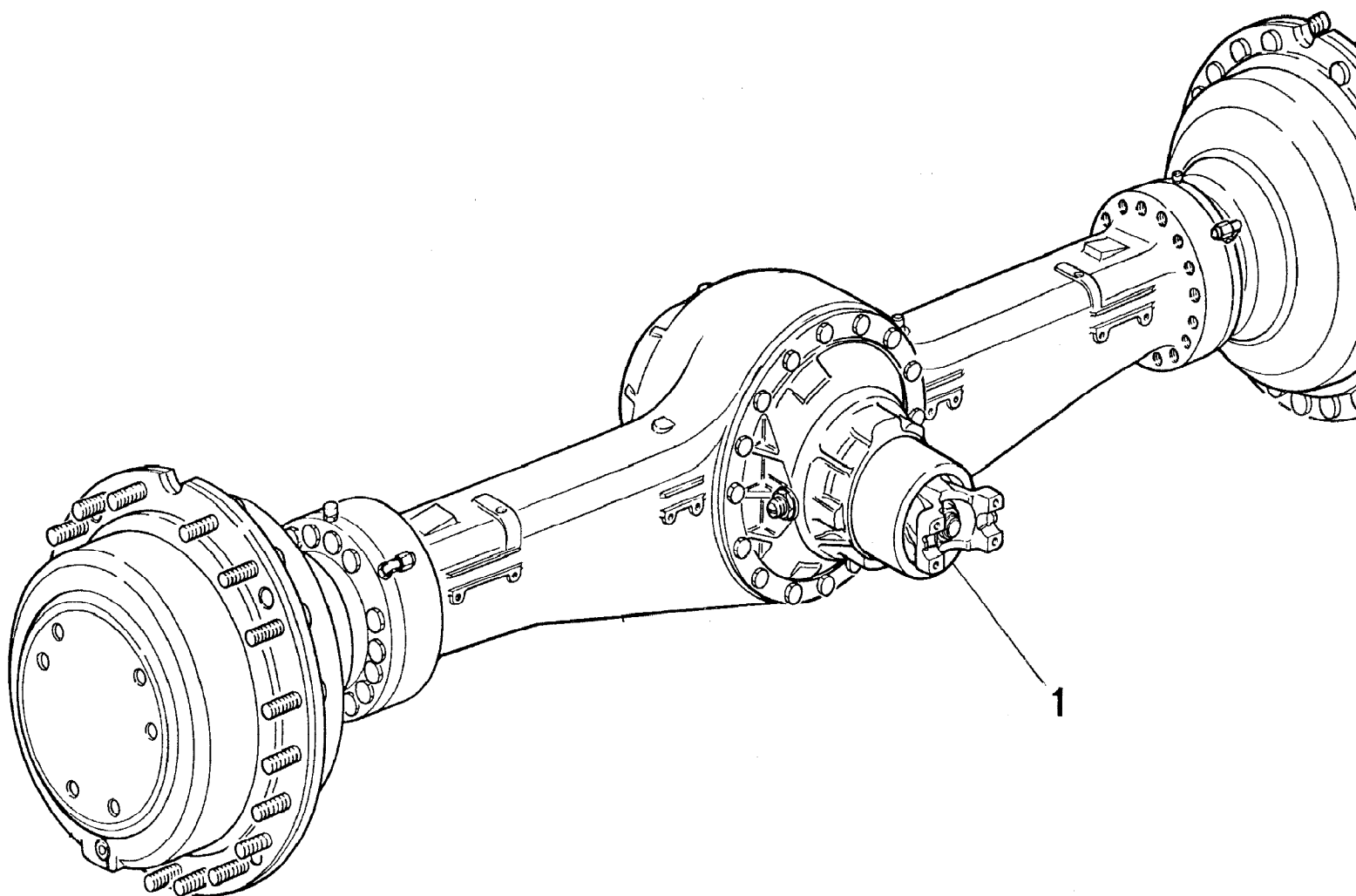
Machine group

From serial no.

To serial no.

.426

426



600490

9802/2740 F2-16-1 AXLE PIVOT GREASING

Illustration

Machines

Top of catalogue

| Item | Part no. | Change No. | Description | Remarks | Usage code | Qty |
|------|------------|------------|---------------------------|---------|------------|-----|
| 1 | 816/20034 | | Adapter, 1/8" B.S.P M/F | | | 2 |
| 2 | 1403/0001 | | Washer, aluminium | | | 2 |
| 3 | 649/51936 | | Hose, 1/8BSP x 2000mm lg. | | | 2 |
| 3A | 649/51937 | | Hose, 1/8BSP x 2170mm lg. | | | 1 |
| 4 | 200/04604 | | Adapter, grease | | | 2 |
| 5 | 835/00017 | | Cap, grease nipple | | | 2 |
| 6 | 821/00180 | | Clamp, top | | | 1 |
| 7 | 821/00181 | | Clamp, base | | | 1 |
| 8 | 821/00182 | | Insert, clamp | | | 1 |
| 9 | 1315/0408D | | Setscrew, M10 x 30 | | | 1 |
| 10 | 1420/0008D | | Washer, M10 | | | 1 |
| 11 | 1370/0303D | | Nut, M10 | | | 1 |
| 12 | 816/20041 | | Adapter, 90 deg. | | | 1 |
| 13 | 1604/0001 | | Adapter | | | 1 |

Machine groups

Details

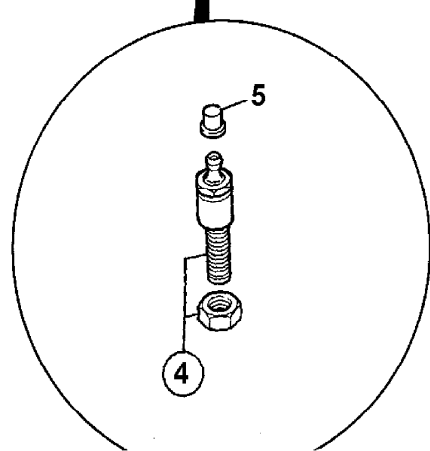
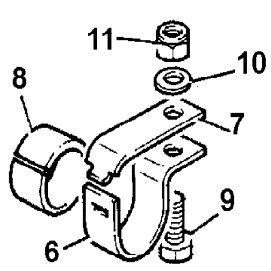
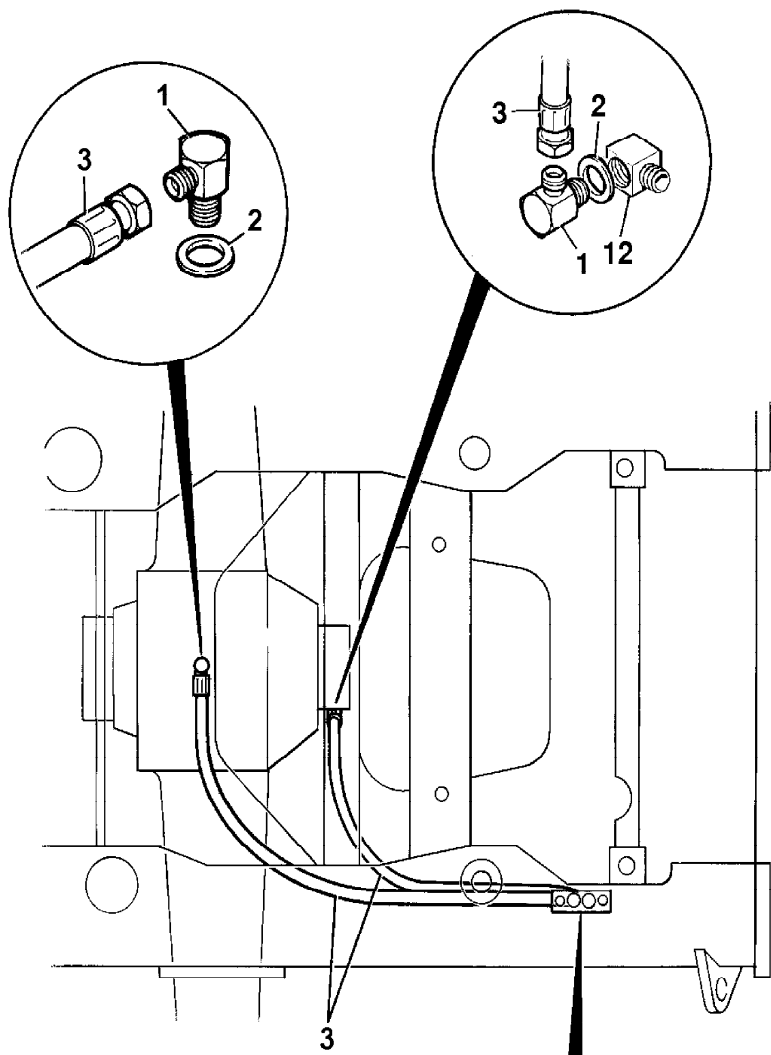
Machine group

From serial no.

To serial no.

.426

426



375910

9802/2740 F2-2-1 AXLE ASSEMBLY, REAR PR12,10/300162, PLUGS & SHAFTS

Illustration

Machines

Top of catalogue

| Item | Part no. | Change No. | Description | Remarks | Usage code | Qty |
|------|-----------|------------|-----------------|---------|------------|-----|
| | 10/906708 | | Shaft, axle | | | 2 |
| 2 | 10/906402 | | Plug, oil level | | | 1 |
| 3 | 10/906709 | | Casing, axle | | | 1 |
| 4 | 10/906403 | | Breather | | | 1 |
| 5 | 10/906406 | | Plate, data | | | 1 |
| 6 | 10/906405 | | Rivet | | | 2 |
| 7 | 10/906401 | | Plug, drain | | | 1 |

Machine groups

Details

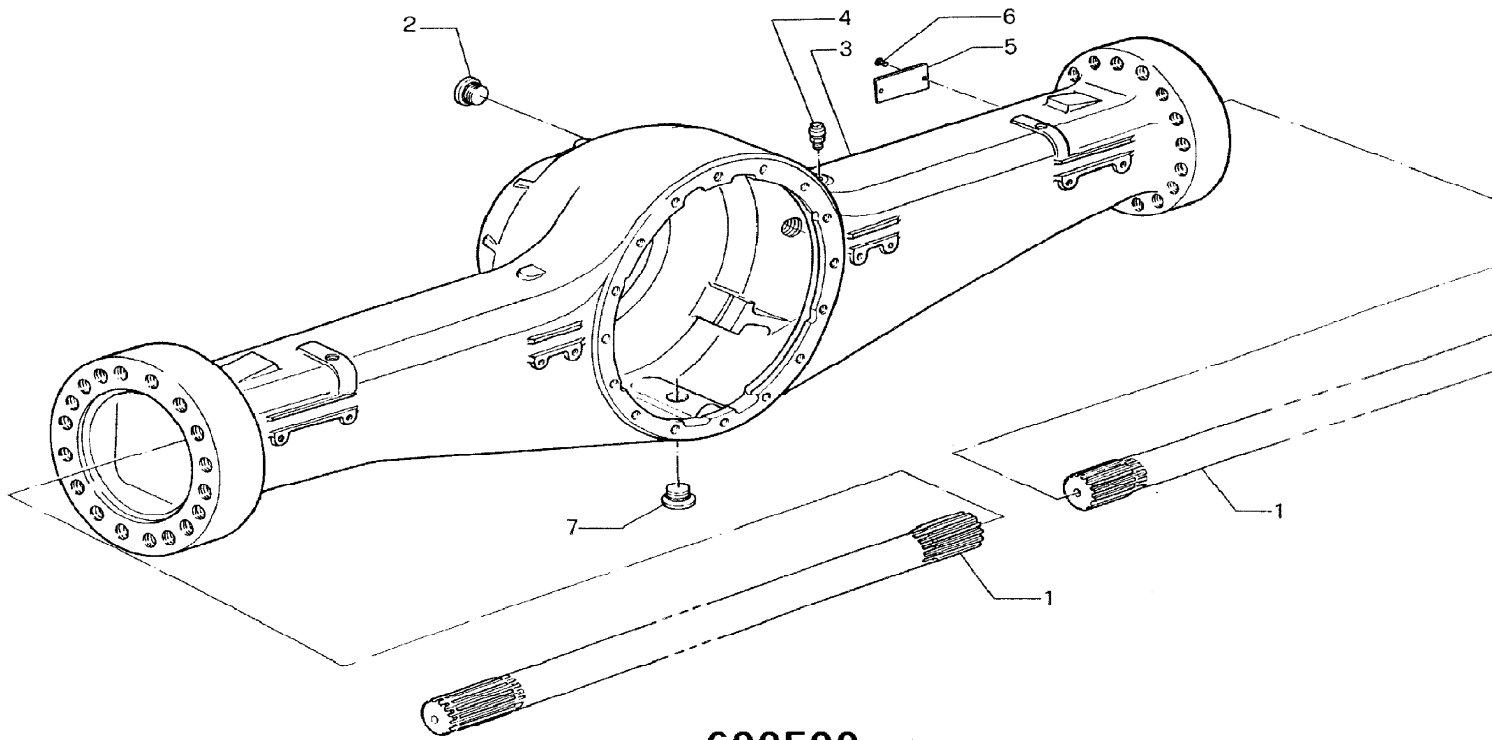
Machine group

From serial no.

To serial no.

.426

426



600500

9802/2740 F2-23-1 AXLE PIVOT, REAR, STD DUTY AXLES

Illustration

Machines

Top of catalogue

| Item | Part no. | Change No. | Description | Remarks | Usage code | Qty |
|------|------------|------------|------------------------------|-------------------|------------|-----|
| 1 | 808/00422 | | Bearing, rear axle, trunnion | | | 1 |
| 2 | 265/02885 | | Mounting, rear axle | | | 1 |
| 3 | 265/02886 | | Housing, front seal | | | 1 |
| 4 | 331/50647 | | Trunnion | | | 1 |
| 5 | 331/44618 | | Housing, bearing | | | 1 |
| 6 | 823/10626 | | Washer, thrust | | | 1 |
| 7 | 813/00430 | | Seal, front, axle pivot | | | 2 |
| 8 | 813/10273 | | Seal | | | 1 |
| 9 | 1315/3814D | | Bolt, M20x60, dacromet | | | 6 |
| 10 | 1391/3724 | | Capscrew | | | 8 |
| 11 | 1422/0011D | | Washer, hardened | | | 8 |
| 12 | 4101/0251 | | Sealant, Threadlock, 50ml | | | A/R |
| 13 | 1316/3718D | | Bolt | | | 8 |
| 14 | 331/44619 | | Cap, end | | | 1 |
| 15 | 808/00423 | | Bearing, rear axle trunnion | Rear axle - front | | 1 |
| 16 | 835/00140 | | Plug, protection | | | 8 |

Machine groups

Details

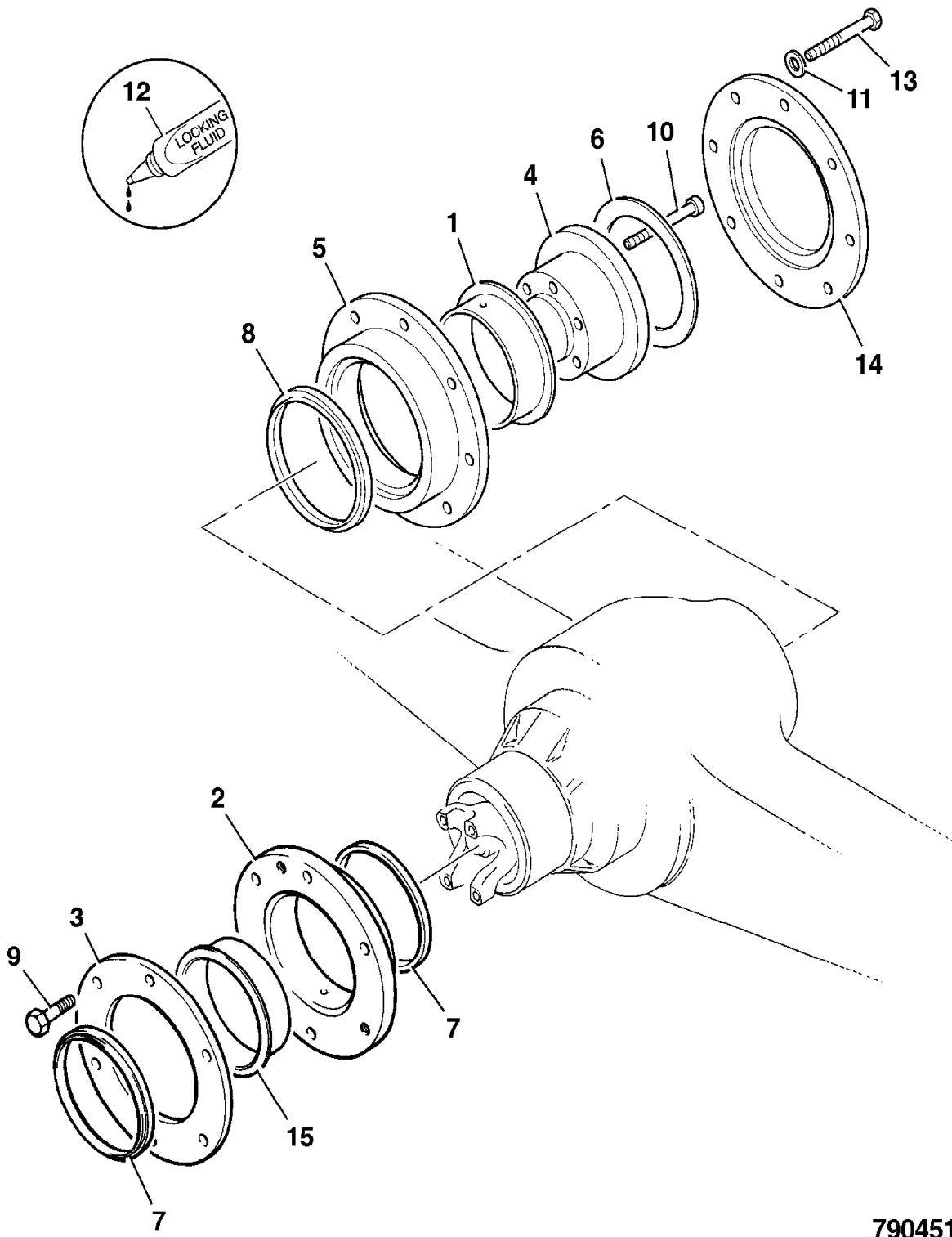
Machine group

From serial no.

To serial no.

.426

426



790451

HOUSING ASSEMBLY

Illustration

Machines

Top of catalogue

| Item | Part no. | Change No. | Description | Remarks | Usage code | Qty |
|------|-----------|------------|--------------------------------------|---------|------------|-----|
| 0A | 10/300205 | | Differential, differential, assembly | | | 1 |
| 1 | 10/906407 | | :Pin | | | 2 |
| 2 | 10/906408 | | :Bearing | | | 2 |
| 3 | 10/906409 | | :Nut, locking | | | 2 |
| 4 | 10/906410 | | :Screw | | | 18 |
| 5 | 10/906701 | | :Bearing, thrust | | | 2 |
| 6 | 10/906702 | | :Gear, side | | | 2 |
| 7 | 10/906413 | | :Pin, trunnion | | | 1 |
| 8 | 10/906414 | | :Gear, pinnion | | | 4 |
| 9 | 10/906415 | | :Bearing, thrust | | | 4 |
| 10 | 10/906416 | | :Pin, split | | | 1 |
| 11 | 10/906703 | | :Screw | | | 8 |
| 12 | 10/906418 | | :Plate, connecting | | | 1 |
| 13 | 10/906419 | | :Bearing | | | 1 |
| 14 | 10/906420 | | :Pin | | | 1 |
| 15 | 10/906518 | | :Washer | | | 1 |
| 16 | 10/906421 | | :Bearing | | | 1 |
| 17 | 10/906422 | | :Shim, 3.50 mm | | | A/R |
| | 10/906423 | | :Shim, 3.60 mm | | | A/R |
| | 10/906424 | | :Shim, 3.70 mm | | | A/R |
| | 10/906425 | | :Shim, 3.80 mm | | | A/R |
| | 10/906426 | | :Shim, 3.90 mm | | | A/R |
| | 10/906427 | | :Shim, 4.00 mm | | | A/R |
| | 10/906428 | | :Shim, 4.10 mm | | | A/R |
| | 10/906429 | | :Shim, 4.2mm | | | A/R |
| | 10/906430 | | :Shim, 4.3mm | | | A/R |
| | 10/906431 | | :Shim, 4.4mm | | | A/R |
| | 10/906432 | | :Shim, 4.5mm | | | A/R |
| 18 | 10/906433 | | :Spacer | | | 1 |
| 19 | 10/906434 | | :Shim, 0.5mm | | | 1 |
| | 10/906435 | | :Shim, 1.0mm | | | 1 |
| | 10/906436 | | :Shim, 1.025mm | | | A/R |
| | 10/906437 | | :Shim, 1.05mm | | | A/R |
| | 10/906438 | | :Shim, 1.075mm | | | A/R |
| | 10/906439 | | :Shim, 1.1mm | | | A/R |
| | 10/906440 | | :Shim, 1.125mm | | | A/R |
| | 10/906441 | | :Shim, 1.15mm | | | A/R |
| | 10/906442 | | :Shim, 1.175mm | | | A/R |

| | | | | | |
|----|-----------|--|--|--|-----|
| | 10/906443 | | :Shim, 1.2mm | | A/R |
| | 10/906444 | | :Shim, 1.225mm | | A/R |
| | 10/906445 | | :Shim, 1.250mm | | A/R |
| | 10/906446 | | :Shim, 1.275mm | | A/R |
| | 10/906447 | | :Shim, 1.300mm | | A/R |
| | 10/906448 | | :Shim, 1.325mm | | A/R |
| | 10/906449 | | :Shim, 1.350mm | | A/R |
| | 10/906450 | | :Shim, 1.375mm | | A/R |
| | 10/906451 | | :Shim, 1.400mm | | A/R |
| | 10/906452 | | :Shim, 1.425mm | | A/R |
| | 10/906453 | | :Shim, 1.450mm | | A/R |
| | 10/906454 | | :Shim, 1.475mm | | A/R |
| | 10/906455 | | :Shim, 1.500mm | | A/R |
| 20 | 10/906456 | | :Pin | | 1 |
| 21 | 10/906457 | | :Nut | | 1 |
| 22 | 10/906458 | | :Screw | | 4 |
| 23 | 10/906459 | | :Flange, complete | | 1 |
| 24 | 10/906460 | | :Bearing | | 1 |
| 25 | 10/906461 | | :Seal, oil, 65x120x12/14 | | 1 |
| 26 | 10/906462 | | :Washer | | 1 |
| 27 | 10/906463 | | :Nut | | 1 |
| 28 | 10/906464 | | :Screw | | 16 |
| 33 | 10/906517 | | :Housing, differential support, complete | | 1 |
| 34 | 10/300206 | | :Gear, crownwheel and pinnion | | 1 |
| 35 | 10/906704 | | :Casing, assembly | | 1 |

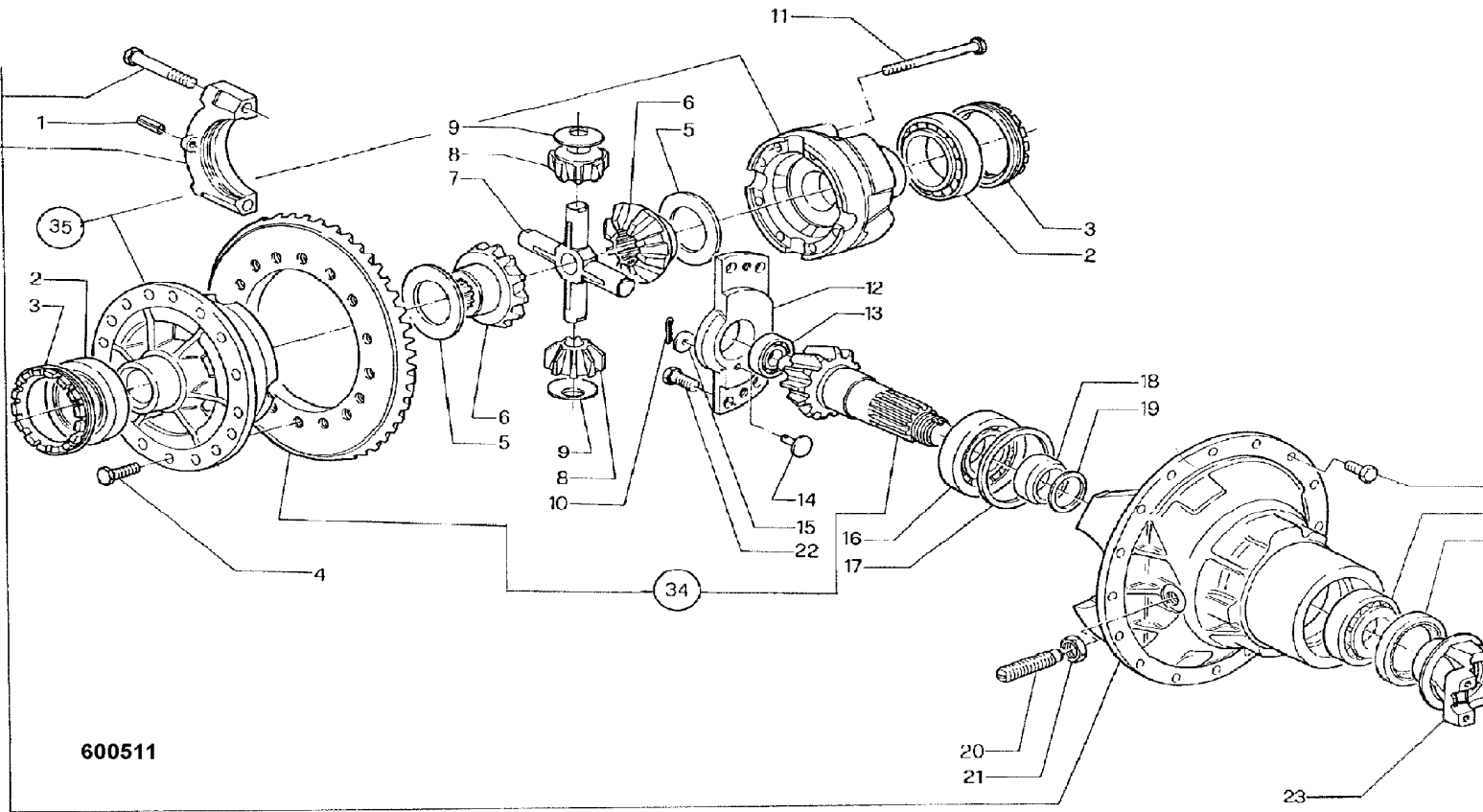
Machine groups

Details

Machine group From serial no. To serial no.

.426

426



600511

| | | | | | | |
|----|-----------|--|---|-------------------------|--|----|
| 34 | 10/906504 | | Piston | | | 2 |
| 35 | 10/906505 | | O Ring | | | 2 |
| 36 | 10/906506 | | Bearing | | | 2 |
| 37 | 10/906507 | | Seal, oil | | | 2 |
| 38 | 10/906508 | | Flange, right side complete, wheel hub sleeve. | | | 1 |
| 39 | 10/906509 | | Breather, oil | | | 2 |
| 40 | 10/906510 | | Flange, left side complete w, heel hub sleeve | | | 1 |
| 41 | 10/906511 | | Screw | | | 32 |
| 42 | 10/906712 | | Pin, steady | N.L.A. use 10/908102 | | 6 |
| 43 | 10/906714 | | Ring, locking | N.L.A. use 10/908102 | | 6 |
| 44 | 10/906514 | | Cover, oil breather cowl | | | 2 |
| 45 | 10/908886 | | Adapter, elbow, 90 degree | | | 2 |
| 46 | 10/906515 | | Bracket, complete support | | | 2 |
| 47 | 826/11355 | | Nut, wheel, yellow finish | | | 24 |

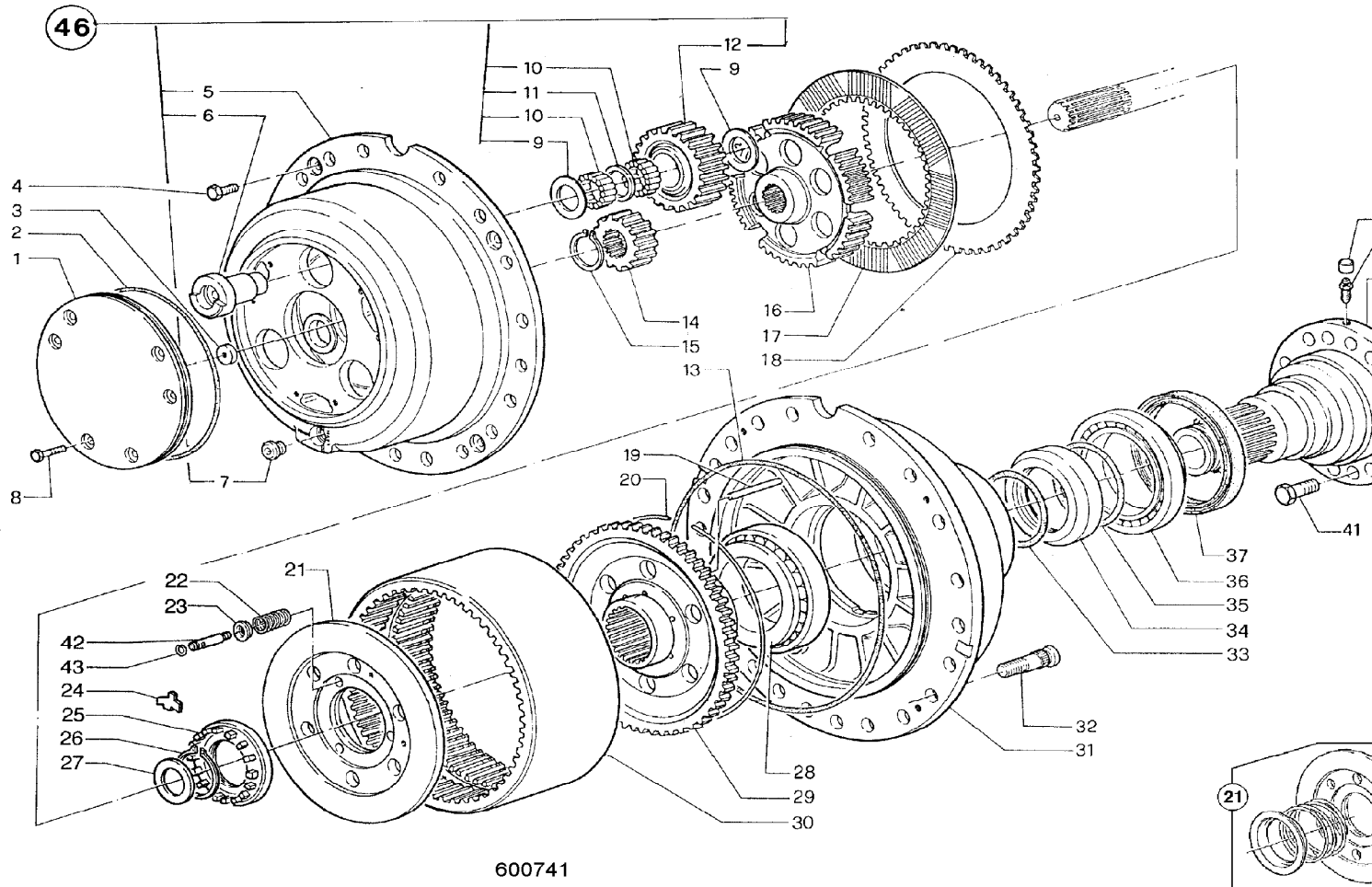
Machine groups

Details

Machine group From serial no. To serial no.

.426

426



600741

9802/2740 F2-5-1 AXLE ASSEMBLY,L.S.D., REAR

PR10,10/300164, DATA PLATE REF.3286093

Illustration

Machines

Top of catalogue

| Item | Part no. | Change No. | Description | Remarks | Usage code | Qty |
|------|-----------|------------|----------------------|---------|------------|-----|
| 1 | 10/300164 | | Axle, rear, LSD B.O. | | P/Ex | 1 |

Machine groups

Details

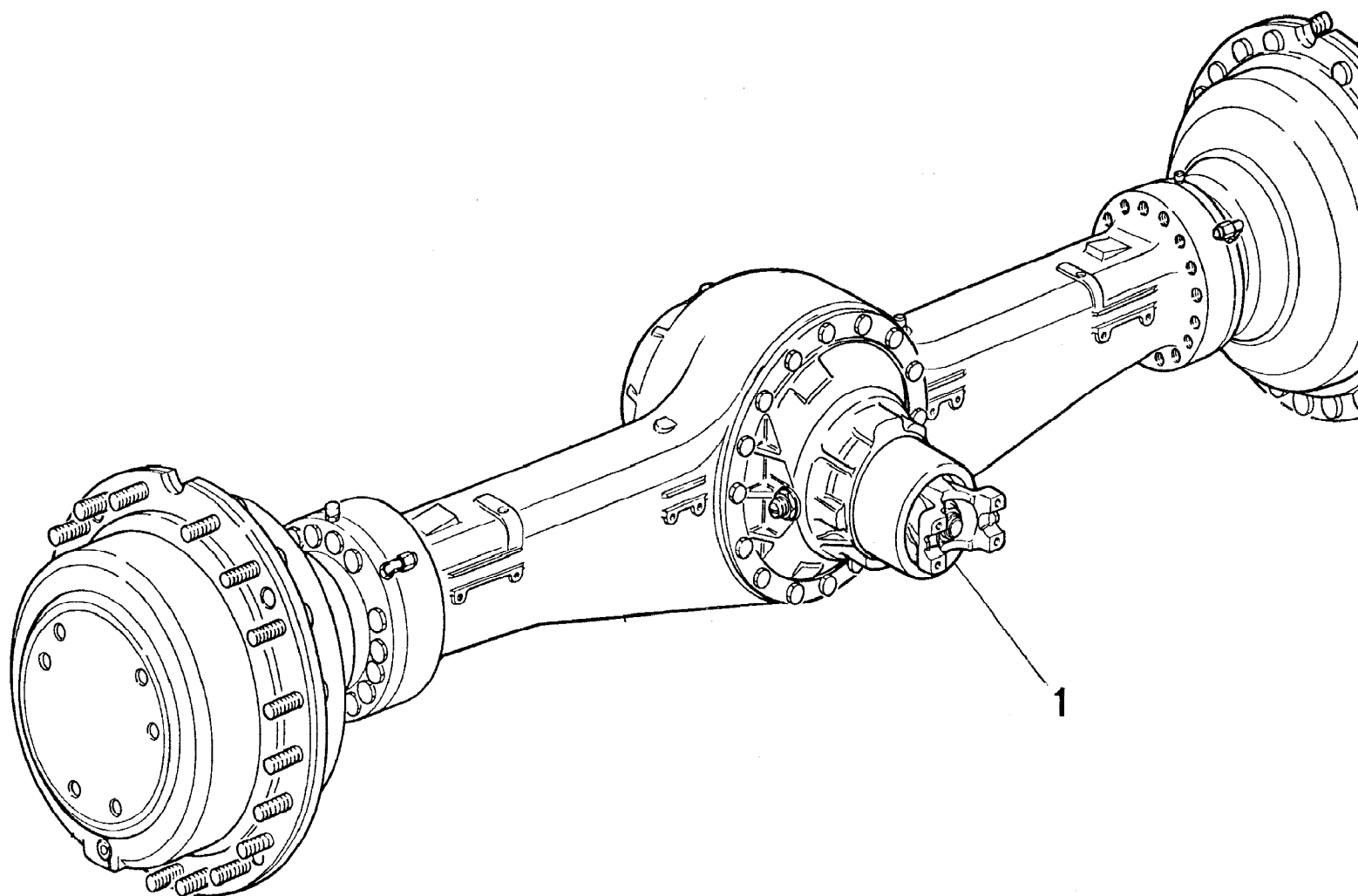
Machine group

From serial no.

To serial no.

.426

426



600490

9802/2740 F2-6-1 AXLE ASSEMBLY, REAR PR10,10/300164, PLUGS & SHAFTS

Illustration

Machines

Top of catalogue

| Item | Part no. | Change No. | Description | Remarks | Usage code | Qty |
|------|-----------|------------|-----------------|---------|------------|-----|
| | 10/906708 | | Shaft, axle | | | 2 |
| 2 | 10/906402 | | Plug, oil level | | | 1 |
| 3 | 10/906709 | | Casing, axle | | | 1 |
| 4 | 10/906403 | | Breather | | | 1 |
| 5 | 10/906406 | | Plate, data | | | 1 |
| 6 | 10/906405 | | Rivet | | | 2 |
| 7 | 10/906401 | | Plug, drain | | | 1 |

Machine groups

Details

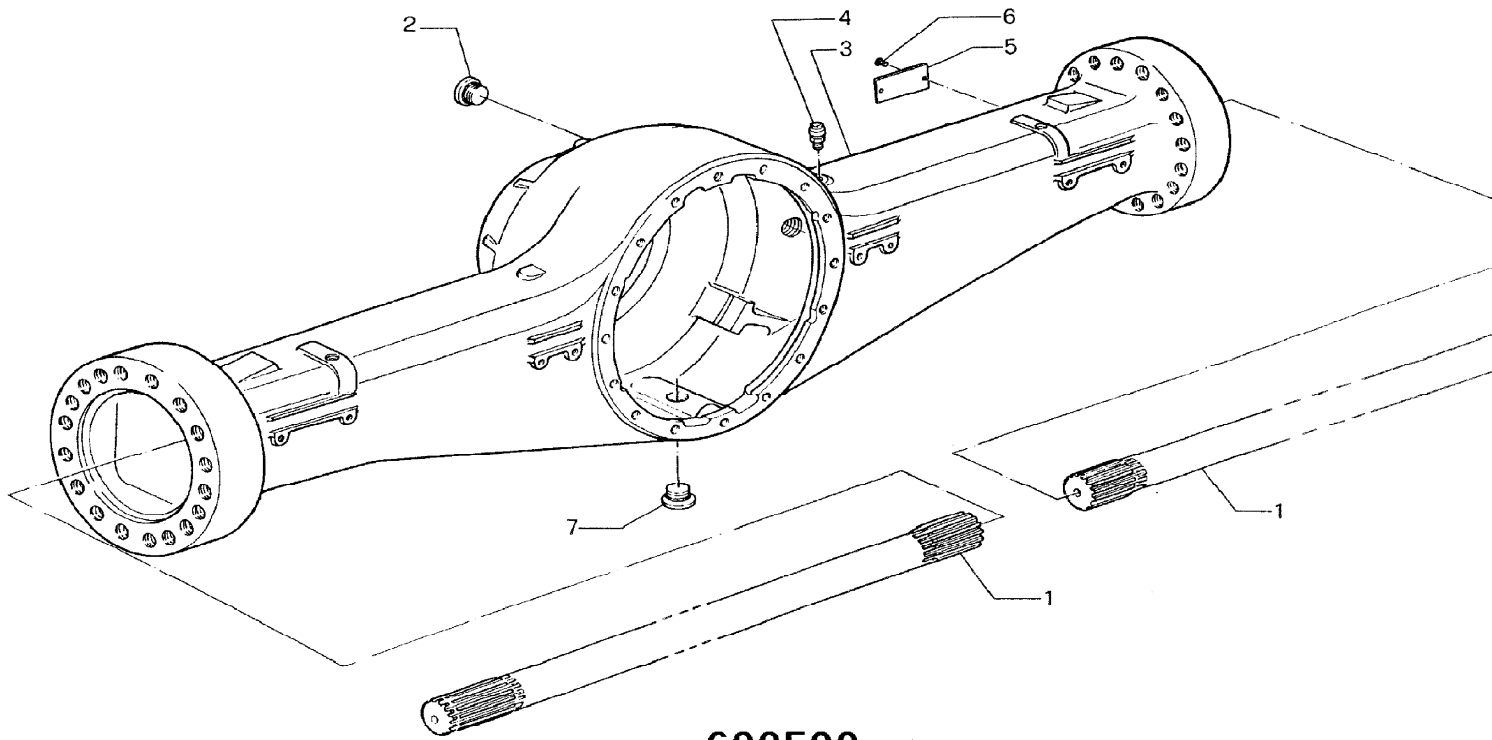
Machine group

From serial no.

To serial no.

.426

426



600500

HOUSING ASSEMBLY

Illustration

Machines

Top of catalogue

| Item | Part no. | Change No. | Description | Remarks | Usage code | Qty |
|------|-----------|------------|-----------------------------|---------|------------|-----|
| 0A | 10/300207 | | Differential, assembly, LSD | | | 1 |
| 1 | 10/906407 | | :Pin | | | 2 |
| 2 | 10/906408 | | :Bearing | | | 2 |
| 3 | 10/906409 | | :Nut, locking | | | 2 |
| 4 | 10/906410 | | :Screw | | | 18 |
| 5 | 10/906411 | | :Disc, outer clutch | | | 2 |
| 6 | 10/906412 | | :Gear, side | | | 2 |
| 7 | 10/906413 | | :Pin, trunnion | | | 1 |
| 8 | 10/906414 | | :Gear, pinnion | | | 4 |
| 9 | 10/906415 | | :Bearing, thrust | | | 4 |
| 10 | 10/906416 | | :Pin, split | | | 1 |
| 11 | 10/906417 | | :Screw | | | 8 |
| 12 | 10/906418 | | :Plate, connecting | | | 1 |
| 13 | 10/906419 | | :Bearing | | | 1 |
| 14 | 10/906420 | | :Pin | | | 1 |
| 15 | 10/906518 | | :Washer | | | 1 |
| 16 | 10/906421 | | :Bearing | | | 1 |
| 17 | 10/906422 | | :Shim, 3.50 mm | | | A/R |
| | 10/906423 | | :Shim, 3.60 mm | | | A/R |
| | 10/906424 | | :Shim, 3.70 mm | | | A/R |
| | 10/906425 | | :Shim, 3.80 mm | | | A/R |
| | 10/906426 | | :Shim, 3.90 mm | | | A/R |
| | 10/906427 | | :Shim, 4.00 mm | | | A/R |
| | 10/906428 | | :Shim, 4.10 mm | | | A/R |
| | 10/906429 | | :Shim, 4.2mm | | | A/R |
| | 10/906430 | | :Shim, 4.3mm | | | A/R |
| | 10/906431 | | :Shim, 4.4mm | | | A/R |
| | 10/906432 | | :Shim, 4.5mm | | | A/R |
| 18 | 10/906433 | | :Spacer | | | 1 |
| 19 | 10/906434 | | :Shim, 0.5mm | | | 1 |
| | 10/906435 | | :Shim, 1.0mm | | | 1 |
| | 10/906436 | | :Shim, 1.025mm | | | A/R |
| | 10/906437 | | :Shim, 1.05mm | | | A/R |
| | 10/906438 | | :Shim, 1.075mm | | | A/R |
| | 10/906439 | | :Shim, 1.1mm | | | A/R |
| | 10/906440 | | :Shim, 1.125mm | | | A/R |
| | 10/906441 | | :Shim, 1.15mm | | | A/R |
| | 10/906442 | | :Shim, 1.175mm | | | A/R |

| | | | | | | |
|----|-----------|--|--|--|--|-----|
| | 10/906443 | | :Shim, 1.2mm | | | A/R |
| | 10/906444 | | :Shim, 1.225mm | | | A/R |
| | 10/906445 | | :Shim, 1.250mm | | | A/R |
| | 10/906446 | | :Shim, 1.275mm | | | A/R |
| | 10/906447 | | :Shim, 1.300mm | | | A/R |
| | 10/906448 | | :Shim, 1.325mm | | | A/R |
| | 10/906449 | | :Shim, 1.350mm | | | A/R |
| | 10/906450 | | :Shim, 1.375mm | | | A/R |
| | 10/906451 | | :Shim, 1.400mm | | | A/R |
| | 10/906452 | | :Shim, 1.425mm | | | A/R |
| | 10/906453 | | :Shim, 1.450mm | | | A/R |
| | 10/906454 | | :Shim, 1.475mm | | | A/R |
| | 10/906455 | | :Shim, 1.500mm | | | A/R |
| 20 | 10/906456 | | :Pin | | | 1 |
| 21 | 10/906457 | | :Nut | | | 1 |
| 22 | 10/906458 | | :Screw | | | 4 |
| 23 | 10/906459 | | :Flange, complete | | | 1 |
| 24 | 10/906460 | | :Bearing | | | 1 |
| 25 | 10/906461 | | :Seal, oil, 65x120x12/14 | | | 1 |
| 26 | 10/906462 | | :Washer | | | 1 |
| 27 | 10/906463 | | :Nut | | | 1 |
| 28 | 10/906464 | | :Screw | | | 16 |
| 29 | 10/906465 | | :Plate | | | 1 |
| 30 | 10/906405 | | :Rivet | | | 2 |
| 31 | 10/906466 | | :Shim, Disc 2.5mm | | | 6 |
| | 10/906467 | | :Shim, Disc 2.6mm | | | 6 |
| | 10/906468 | | :Shim, Disc 2.7mm | | | 6 |
| | 10/906469 | | :Shim, Disc 2.8mm | | | 6 |
| 32 | 10/906470 | | :Disc, inner, clutch | | | 4 |
| 33 | 10/906517 | | :Housing, differential support, complete | | | 1 |
| 34 | 10/300206 | | :Gear, crownwheel and pinnion | | | 1 |
| 35 | 10/906473 | | :Casing, assembly | | | 1 |
| 36 | 10/906474 | | :Casing, assembly, c/w trunnion and gears | | | 1 |

Machine groups

Details

Machine group

From serial no.

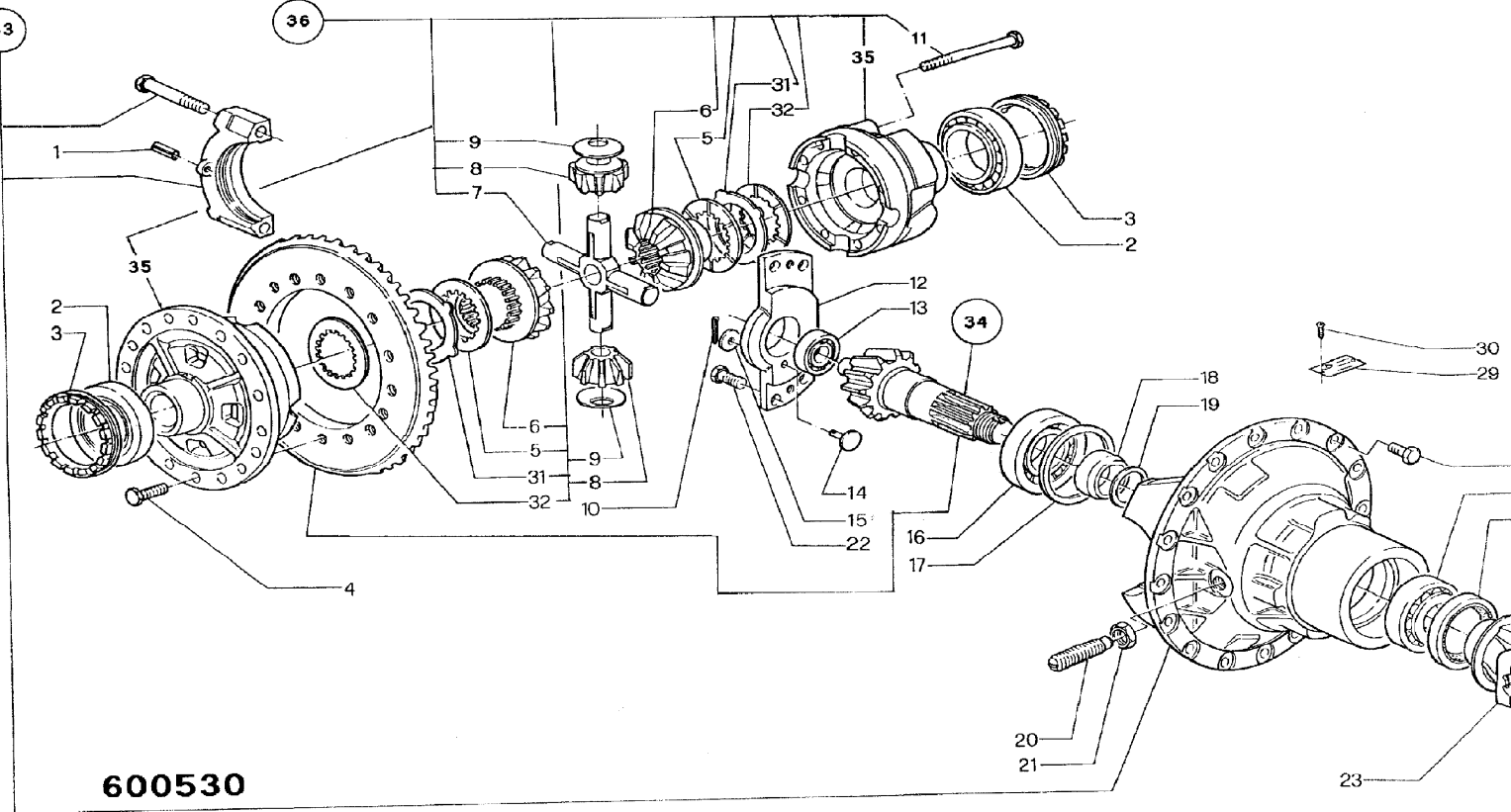
To serial no.

.426

426

33

36



30
29

20
21

23

9802/2740 F2-8-1 HUB & COMPONENTS, REAR PR10,10/300164

Illustration

Machines

Top of catalogue

| Item | Part no. | Change No. | Description | Remarks | Usage code | Qty |
|------|-----------|------------|-------------------------------|-------------------------|------------|-----|
| 1 | 10/906475 | | Cover | | | 2 |
| 2 | 10/906476 | | O Ring | | | 2 |
| 3 | 450/24415 | | Stop, shaft | | | 2 |
| 4 | 450/24423 | | Bolt, M8 x 25 | | | 8 |
| 5 | 10/906477 | | Bracket, support | | | 2 |
| 6 | 10/906478 | | Pin | | | 6 |
| 7 | 10/906479 | | Plug, C/w O ring | | | 2 |
| 8 | 450/24417 | | Screw, hex hd. | | | 12 |
| 9 | 450/24424 | | Washer, thrust | | | 12 |
| 10 | 450/24426 | | Bearing, needle roller | 25 off/gear | | 150 |
| 11 | 450/24427 | | Spacer | | | 6 |
| 12 | 10/906481 | | Gear, pinion | | | 6 |
| 13 | 10/906482 | | Seal, O ring | | | 2 |
| 14 | 10/906483 | | Gear, side | | | 2 |
| 15 | 10/906484 | | Ring, snap | | | 2 |
| | 10/906489 | | Shim, pressure plate 4.25m, m | | | 8 |
| | 10/906490 | | Shim, pressure plate 5mm | | | 8 |
| 16 | 10/906485 | | Drum, brake disc | | | 2 |
| 17 | 15/920147 | | Disc, brakes | | | 8 |
| 18 | 10/906487 | | Shim, pressure plate 4mm | | | 8 |
| | 10/906488 | | Shim, pressure plate 4.5mm | | | 8 |
| 19 | 10/906491 | | Pin | | | 12 |
| 20 | 10/906492 | | Spring, lock ring | | | 2 |
| 21 | 10/908102 | | Kit, pressure plate | | | 2 |
| | 10/906494 | | :Spring | | | 2 |
| | 10/906495 | | :Ring | | | 2 |
| 22 | 10/906711 | | Spring | N.L.A. use 10/908102 | | 6 |
| 23 | 10/906713 | | Cup, retaining | N.L.A. use 10/908102 | | 6 |
| 24 | 450/24414 | | Plate, locking | | | 4 |
| 25 | 10/906496 | | Nut, locking | | | 2 |
| 26 | 450/24418 | | Ring, snap | | | 2 |
| 27 | 10/906497 | | Bearing, thrust | | | 2 |
| 28 | 10/906498 | | Bearing | | | 2 |
| 29 | 10/906499 | | Gear, support | | | 2 |
| 30 | 10/906502 | | Gear | | | 2 |
| 31 | 10/906501 | | Hub, wheel | | | 2 |
| 32 | 450/24431 | | Stud, wheel | | | 24 |
| 33 | 10/906503 | | O Ring | | | 2 |

| | | | | | | |
|----|-----------|--|---|-------------------------|--|----|
| 34 | 10/906504 | | Piston | | | 2 |
| 35 | 10/906505 | | O Ring | | | 2 |
| 36 | 10/906506 | | Bearing | | | 2 |
| 37 | 10/906507 | | Seal, oil | | | 2 |
| 38 | 10/906508 | | Flange, right side complete, wheel hub sleeve. | | | 1 |
| 39 | 10/906509 | | Breather, oil | | | 2 |
| 40 | 10/906510 | | Flange, left side complete w, heel hub sleeve | | | 1 |
| 41 | 10/906511 | | Screw | | | 32 |
| 42 | 10/906712 | | Pin, steady | N.L.A. use 10/908102 | | 6 |
| 43 | 10/906714 | | Ring, locking | N.L.A. use 10/908102 | | 6 |
| 44 | 10/906514 | | Cover, oil breather cowl | | | 2 |
| 45 | 10/908886 | | Adapter, elbow, 90 degree | | | 2 |
| 46 | 10/906515 | | Bracket, complete support | | | 2 |

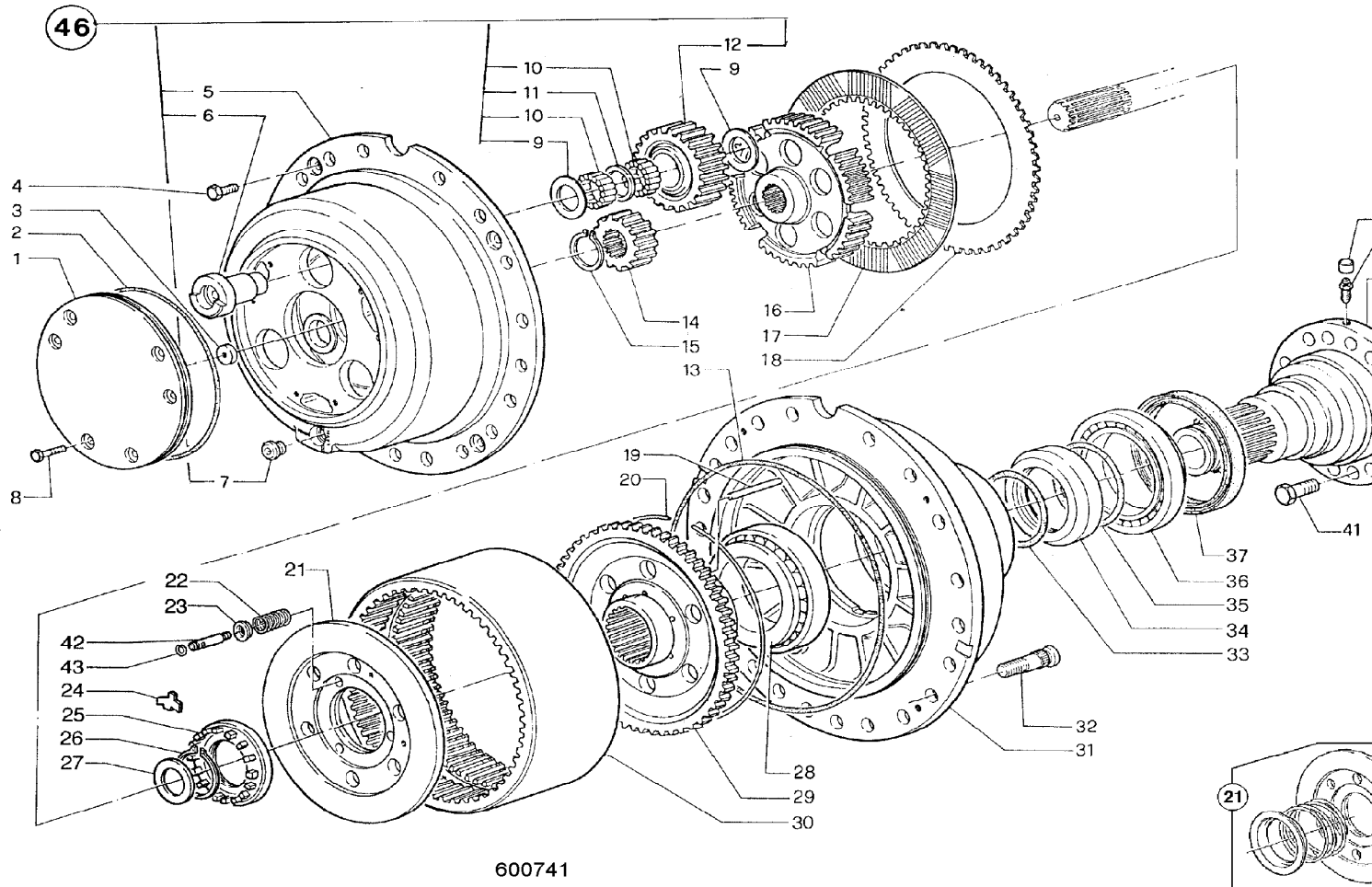
Machine groups

Details

Machine group From serial no. To serial no.

.426

426



600741

9802/2740 F3-1-1 WHEELS & TYRES, 3 PIECE, MICHELIN

Illustration

Machines

Top of catalogue

| Item | Part no. | Change No. | Description | Remarks | Usage code | Qty |
|------|-----------|------------|---|--------------------|------------|-----|
| 1 | 269/20034 | | Wheel, and tyre assembly, Michelin XTLA | | A | 4 |
| | 269/20035 | | Wheel, and tyre assembly, Michelin XHA | | B | 4 |
| | 269/20075 | | Wheel, and tyre assembly, Michelin XHF | | C | 4 |
| | 269/20107 | | Wheel, and tyre assembly, Michelin XLD65-1L3T | | D | 4 |
| | 269/20108 | | Wheel, and tyre assembly, Michelin XLD65-1SL3T | | E | 4 |
| | 269/20029 | | Wheel, and tyre assembly, XRO1A | | F | 4 |
| | 269/20030 | | Wheel, and tyre assembly, XMINED2 | | G | 4 |
| | 269/30084 | | Wheel, and tyre assembly, michelin XTLA | | H | 4 |
| | 269/30085 | | Wheel, and tyre assembly, michelin XHA | | I | 4 |
| | 269/30086 | | Wheel, and tyre assembly, michelin XLDD2A | | J | 4 |
| | 269/30087 | | Wheel, and tyre assembly, michelin XMINE D2 | | K | 4 |
| | 269/30197 | | Wheel, and tyre assembly, Michelin XLD65-1L3T | | L | 4 |
| | 269/30198 | | Wheel, and tyre assembly, Mich. XLD65-1'S'L3T | | M | 4 |
| | 269/30199 | | Wheel, and tyre assembly, Michelin XRD1A | | N | 4 |
| | 269/30085 | | Wheel, and tyre assembly, michelin XHA | | P | 4 |
| | 331/62431 | | Wheel, WandT ASSY 600R25 MICH, XLD L3T JCB 426/36 | Sales special 8087 | Q | 4 |
| 2 | 41/919000 | | :Wheel, 3 piece | | A,B,C,D,E | 1 |
| | 41/919200 | | :Wheel, 3 piece | | F,G | 1 |
| | 41/922100 | | :Wheel, narrow, (2500 wide) | | HIJKLMNPQ | 1 |
| 2A | 41/900502 | | ::Ring, lock | | FG | 1 |
| 2B | 41/908402 | | ::Flange | | A,B,C,D,E | 1 |
| | 41/919201 | | ::Flange | | F,G | 1 |
| | 41/922102 | | ::Flange | | HIJKLMN | 1 |
| 3 | 265/00500 | | :Valve, Angled | | FG | 1 |
| | 253/11801 | | Valve | | Q | 1 |
| 4 | 42/101700 | | :Tyre, 20.5-25x12 ply XRD1A, Michelin | | A,N | 1 |
| | 42/105200 | | :Tyre, Michelin XHA, 20.5-25x1star L3 | | B,I,P | 1 |
| | | | | | | |

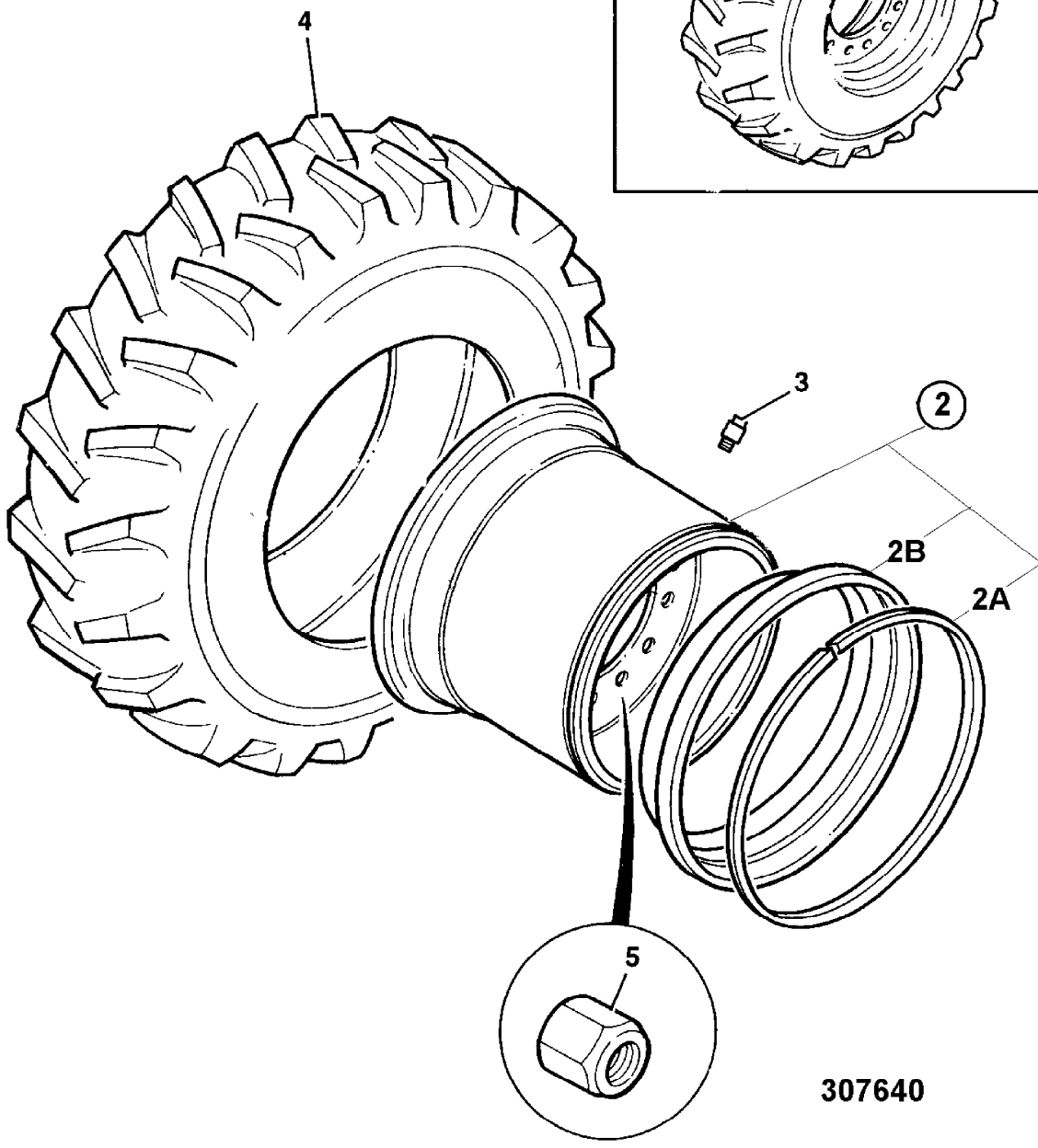
| | | | | | | |
|---|-----------|--|---|--|-----|----|
| | 42/108400 | | :Tyre, 555/70R25 XHF, Michelin | | C | 1 |
| | 42/925150 | | :Tyre, Michelin, 550/65R25 XLD L3 | | D,L | 1 |
| | 42/102000 | | :Tyre, 17.5-25x 1 star, Michelin XRD1A | | F | 1 |
| | 42/104000 | | :Tyre, Michelin XMINED2, 17.5-25x12PR L5 | | G | 1 |
| | 42/925151 | | :Tyre, Michelin, 550/65R25XLD SUPERL3 | | E,M | 1 |
| | 42/107100 | | :Tyre, Michelin, 20.5 x 25 XTLA | | H | 1 |
| | 42/107200 | | :Tyre, Michelin, 20.5 x 25 XLDD2A | | J | 1 |
| | 42/104200 | | :Tyre, 20.5x25 D2 L5, Michelin XMINE | | K | 1 |
| | 42/925351 | | Tyre, 600/65 R25 MICH, XLD L3T | | Q | 1 |
| 5 | 826/11355 | | :Nut, wheel, yellow finish | | | 12 |

Machine groups

Details

Machine group From serial no. To serial no.

.426
426



307640

9802/2740 F3-10-1 WHEELS & TYRES, 3 PIECE, FIRESTONE

Illustration

Machines

Top of catalogue

| Item | Part no. | Change No. | Description | Remarks | Usage code | Qty |
|------|-----------|------------|-------------------------------------|---------|------------|-----|
| 1 | 269/30082 | | Wheel, and tyre assembly, firestone | | | 4 |
| 2 | 41/922100 | | :Wheel, narrow, (2500 wide) | | | 1 |
| 2A | 41/900502 | | ::Ring, lock | | | 1 |
| 2B | 41/922102 | | ::Flange | | | 1 |
| 3 | 253/11801 | | :Valve | | | 1 |
| 4 | 42/303500 | | :Tyre, 20.5-25x12 ply, Firestone | | | 1 |
| 5 | 826/11355 | | Nut, wheel, yellow finish | | | 12 |

Machine groups

Details

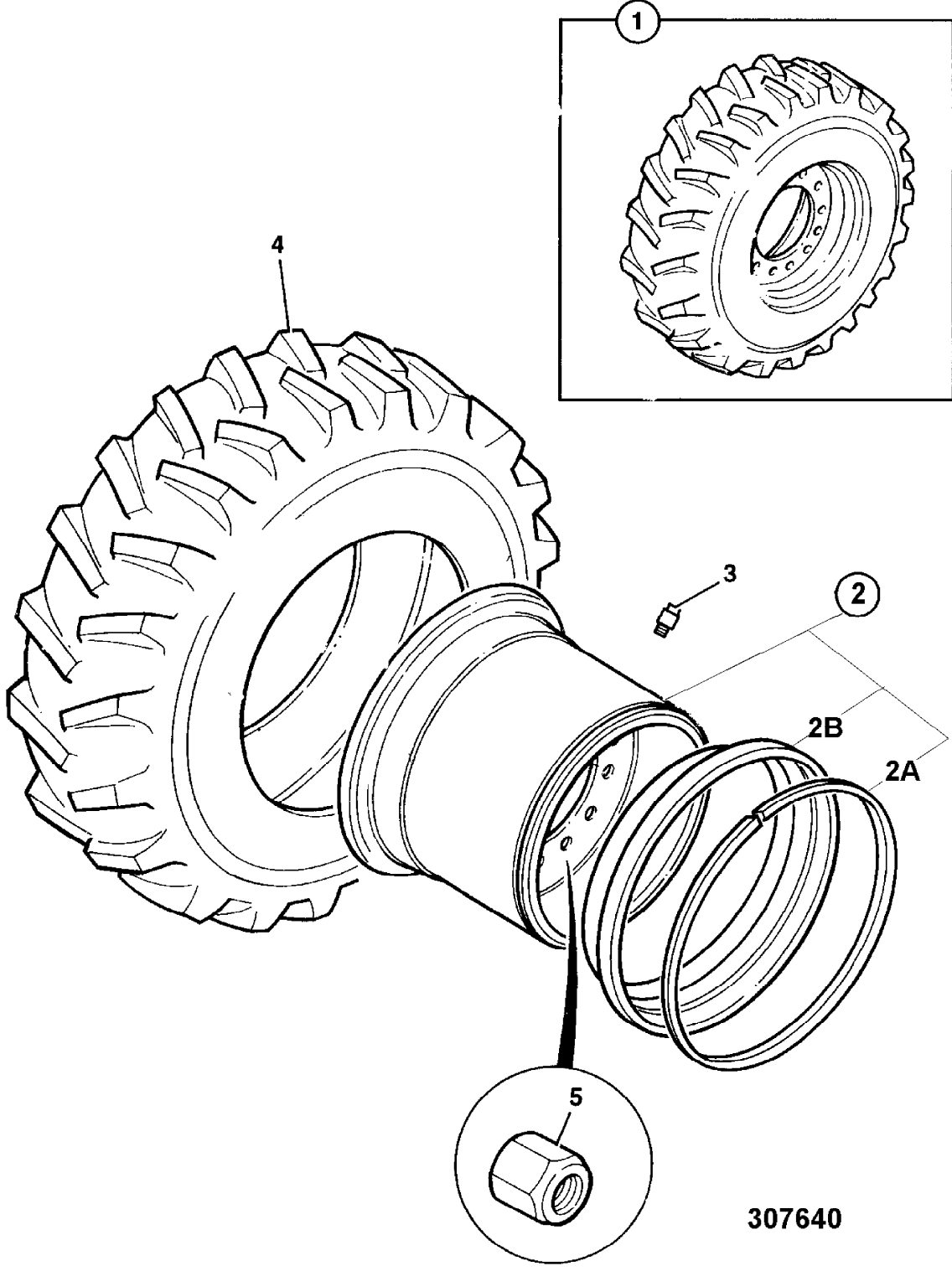
Machine group

From serial no.

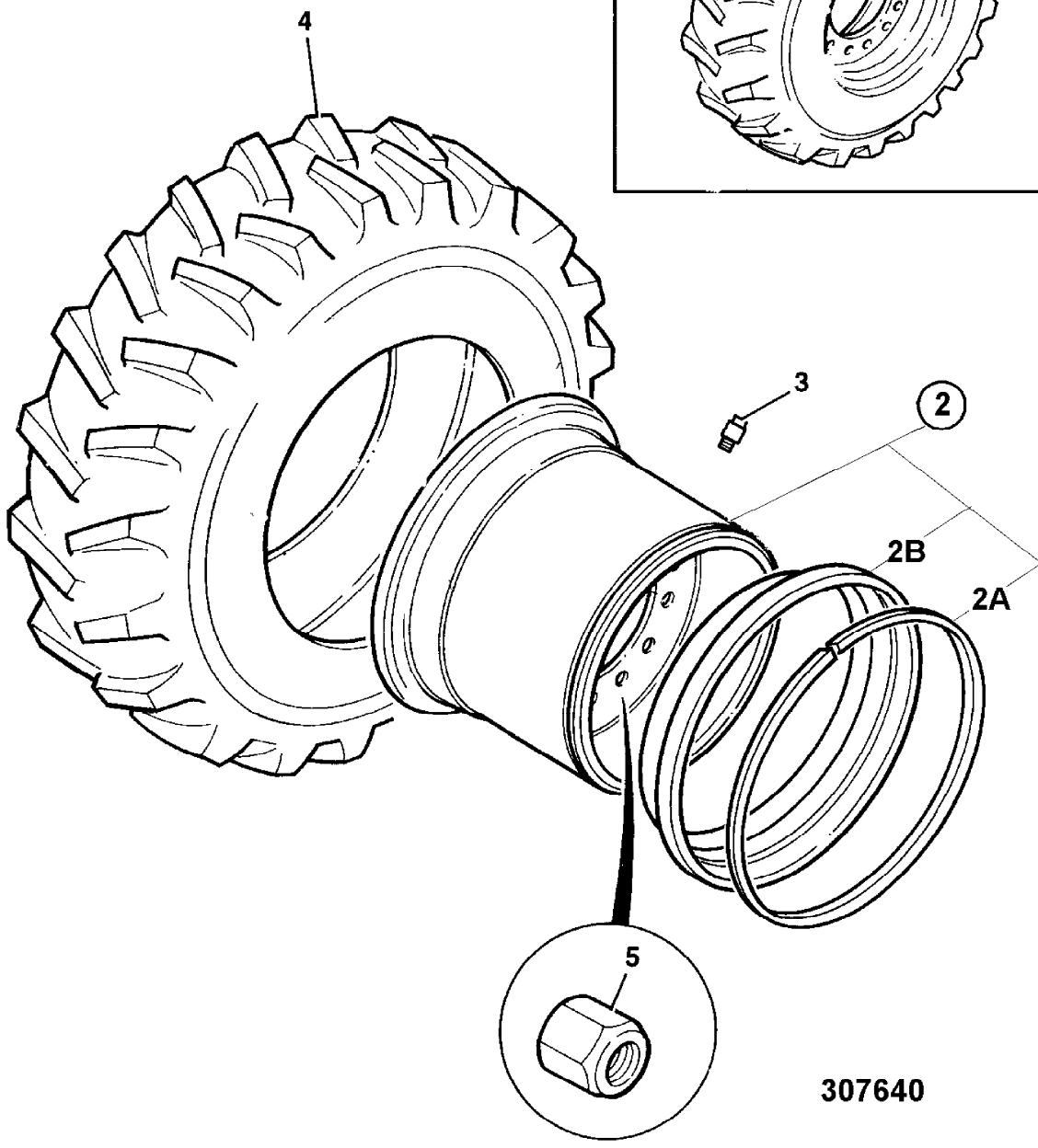
To serial no.

.426

426



307640



307640

9802/2740 F3-12-1 WHEELS & TYRES, SINGLE PIECE RIM, BKT

Illustration

Machines

Top of catalogue

| Item | Part no. | Change No. | Description | Remarks | Usage code | Qty |
|------|-----------|------------|---------------------------------------|-----------------------|------------|-----|
| 1 | 331/58777 | | Wheel, and tyre assembly, BKT XL GRIP | | | 4 |
| 2 | 41/918900 | | :Wheel, single piece | | | 1 |
| 3 | 265/00500 | | :Valve, Angled | | | 1 |
| 4 | 42/925322 | | :Tyre, BKT, XL GRIP 17.5-25 16PR | | | 1 |
| 5 | 826/01450 | | Nut, wheel | | | 12 |
| | 826/11355 | | Nut, wheel, yellow finish | Yellow surface finish | | 12 |

Machine groups

Details

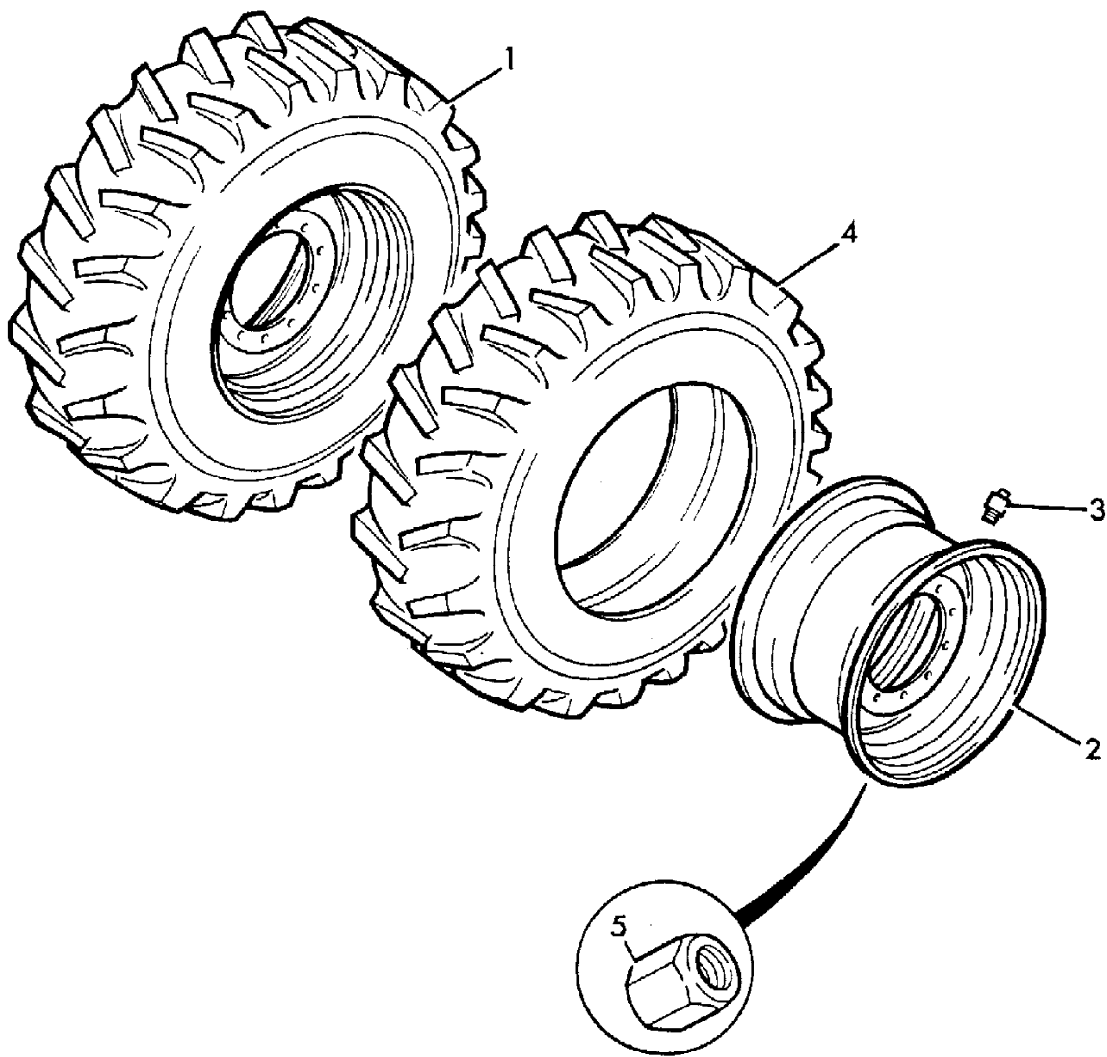
Machine group

From serial no.

To serial no.

.426

426



166130

9802/2740 F3-13-1 WHEELS & TYRES, 3 PIECE RIM, BKT

Illustration

Machines

Top of catalogue

| Item | Part no. | Change No. | Description | Remarks | Usage code | Qty |
|------|-----------|------------|---------------------------------------|---------|------------|-----|
| 1 | 331/58779 | | Wheel, and tyre assembly, BKT XL GRIP | | | 1 |
| 2 | 41/922100 | | :Wheel, narrow, (2500 wide) | | | 1 |
| 2A | 41/900502 | | ::Ring, lock | | | 1 |
| 2B | 41/922102 | | ::Flange | | | 1 |
| 3 | 253/11801 | | :Valve | | | 1 |
| 4 | 42/925323 | | :Tyre, BKT XL GRIP 20.5-25 | | | 1 |
| 5 | 826/01450 | | Nut, wheel | | | 19 |
| 6 | 254/05503 | | Adapter, valve | | | 1 |

Machine groups

Details

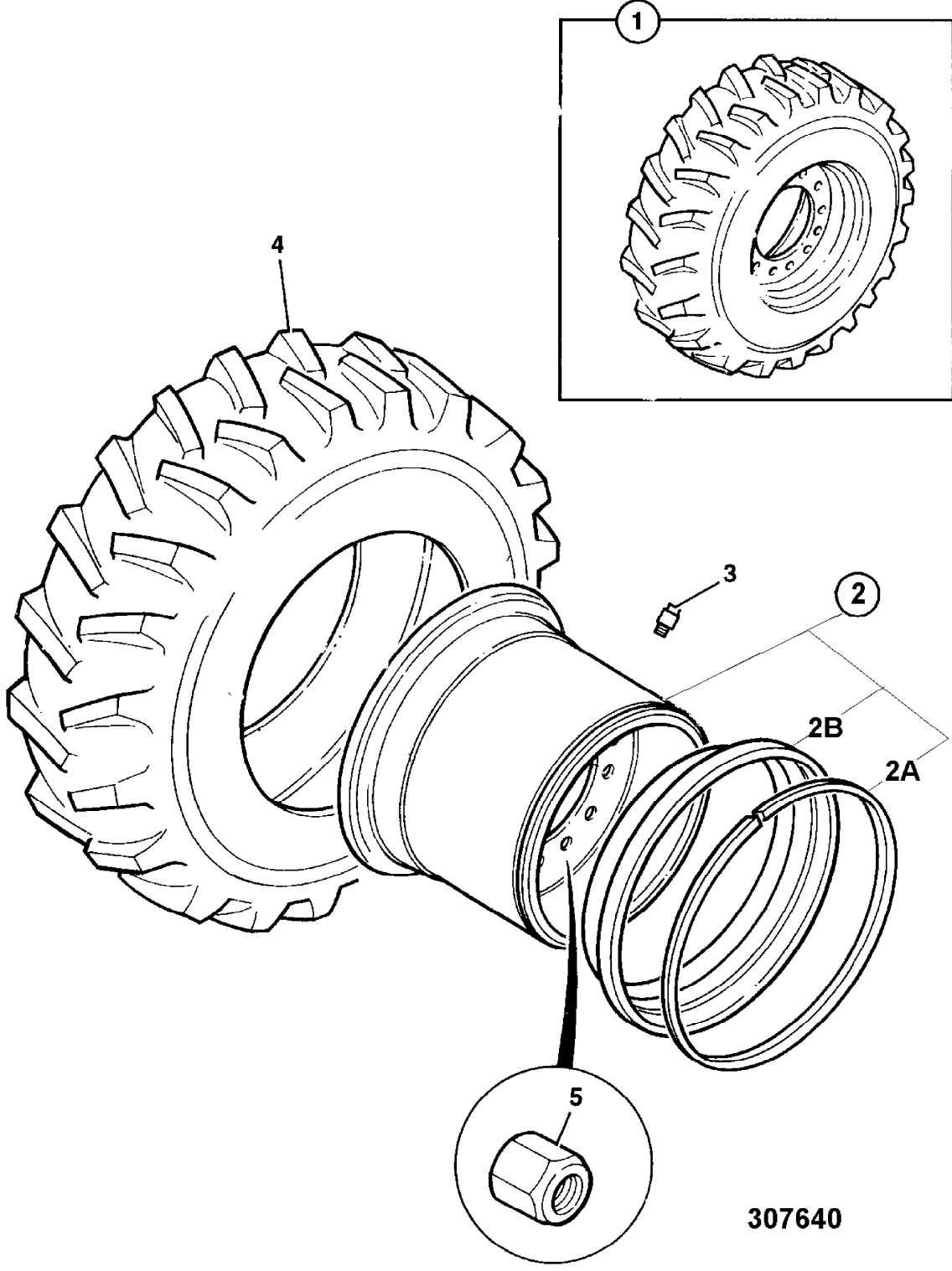
Machine group

From serial no.

To serial no.

.426

426



307640

9802/2740 F3-14-1 WHEELS & TYRES, SINGLE PIECE RIM, MICHELIN 750/65R26,SALES SPECIAL

Illustration

Machines

Top of catalogue

| Item | Part no. | Change No. | Description | Remarks | Usage code | Qty |
|------|-----------|------------|--|--------------------------|------------|-----|
| 1 | 269/30820 | | Wheel, and tyre assembly, Michelin MEGAXBIB | Sales special 7767 | | 1 |
| 2 | 41/940316 | | :Wheel, DW25A x 26 | | | 1 |
| 3 | 42/925231 | | :Tyre, Michelin, MEGAXBIB | | | 1 |
| 4 | 151/05201 | | :Valve | | | 1 |
| 5 | 826/01450 | | Nut, wheel | | | 19 |
| | 826/11355 | | Nut, wheel, yellow finish | Yellow surface finish | | 19 |

Machine groups

Details

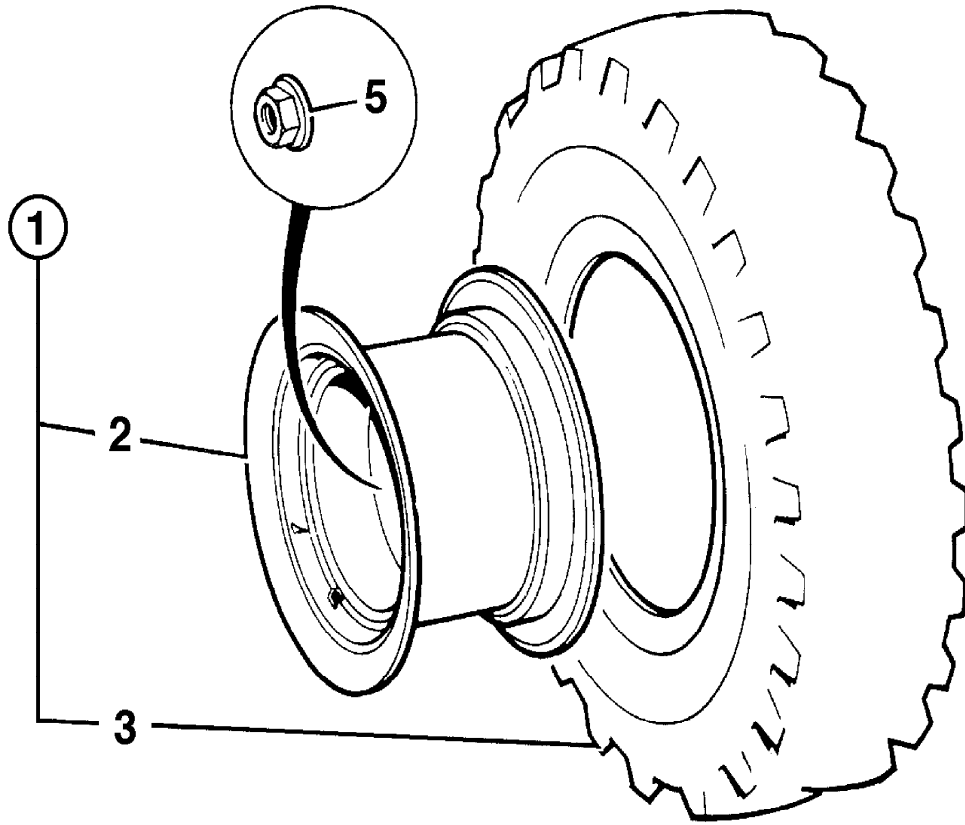
Machine group

From serial no.

To serial no.

.426

426



701200

9802/2740 F3-15-1 WHEELS & TYRES, 3 PIECE RIM, NOKIAN

Illustration

Machines

Top of catalogue

| Item | Part no. | Change No. | Description | Remarks | Usage code | Qty |
|------|-----------|------------|--|---------|------------|-----|
| 1 | 331/61599 | | Wheel, and tyre assembly, 20.5R25 L-grip TL | | | 1 |
| 2 | 41/922100 | | :Wheel, narrow, (2500 wide) | | | 1 |
| 2A | 41/900502 | | ::Ring, lock | | | 1 |
| 2B | 41/922102 | | ::Flange | | | 1 |
| 3 | 253/11801 | | :Valve | | | 1 |
| 4 | 42/925344 | | :Tyre, NOKIAN 20.5R25, L-Grip TL | | | 1 |
| 5 | 826/01450 | | Nut, wheel | | | 19 |
| 6 | 254/05503 | | Adapter, valve | | | 1 |

Machine groups

Details

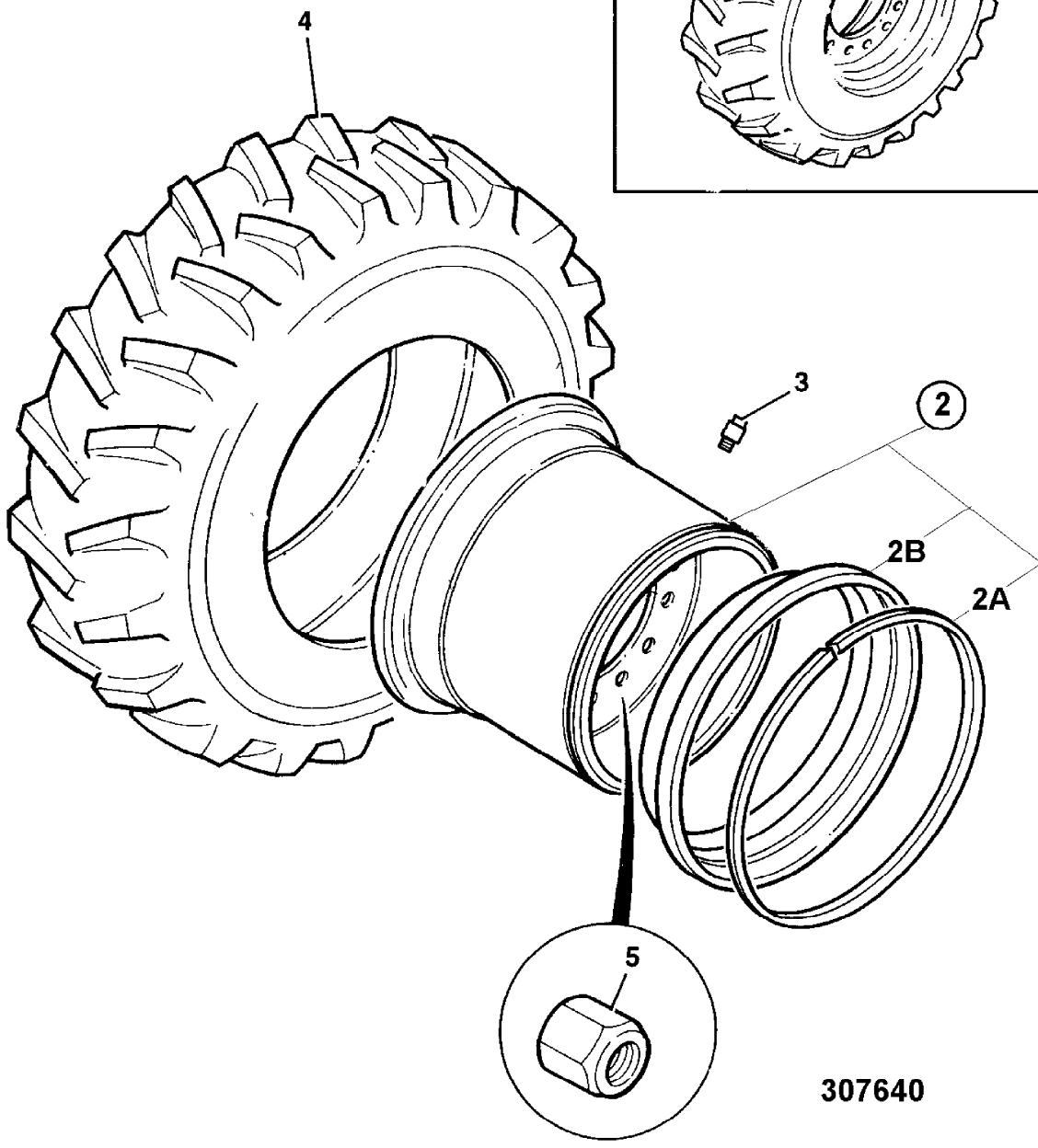
Machine group

From serial no.

To serial no.

.426

426



307640

9802/2740 F3-16-1 WHEELS & TYRES, 3 PIECE, ALLIANCE

Illustration

Machines

Top of catalogue

| Item | Part no. | Change No. | Description | Remarks | Usage code | Qty |
|------|-----------|------------|---|---------|------------|-----|
| 1 | 331/59319 | | Wheel, and tyre assembly, 20.5R25 Alliance | | | 4 |
| 2 | 41/922100 | | :Wheel, narrow, (2500 wide) | | | 1 |
| 2A | 41/900502 | | ::Ring, lock | | | 1 |
| 2B | 41/922102 | | ::Flange | | | 1 |
| 3 | 253/11801 | | :Valve | | | 1 |
| 4 | 42/925329 | | :Tyre, 20.5R25, Alliance 724 | | | 1 |
| 5 | 826/11355 | | Nut, wheel, yellow finish | | | 12 |

Machine groups

Details

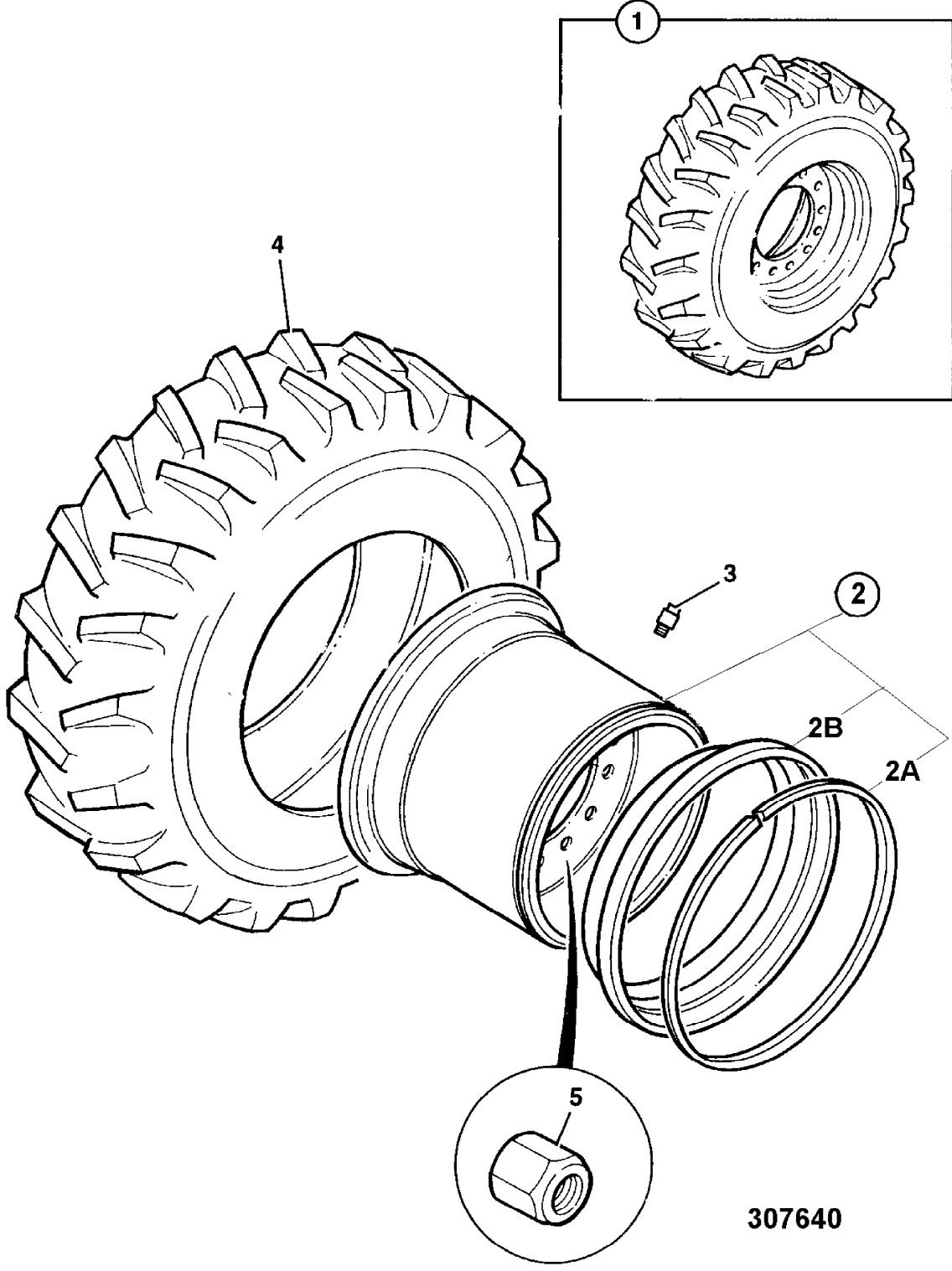
Machine group

From serial no.

To serial no.

.426

426



307640

9802/2740 F3-17-1 WHEELS & TYRES, SINGLE PIECE RIM, GOODYEAR 620/75R26

Illustration

Machines

Top of catalogue

| Item | Part no. | Change No. | Description | Remarks | Usage code | Qty |
|------|-----------|------------|--|--------------------------|------------|-----|
| 1 | 331/59310 | | Wheel, and tyre assembly, Goodyear DT82 | | | 1 |
| 2 | 41/940176 | | :Wheel, DW20A x 26 (-5 | | | 1 |
| 3 | 42/412900 | | :Tyre, 620/75R26, Goodyear | | | 1 |
| 4 | 151/05201 | | :Valve | | | 1 |
| 5 | 826/01450 | | Nut, wheel | | | 19 |
| | 826/11355 | | Nut, wheel, yellow finish | Yellow surface finish | | 19 |

Machine groups

Details

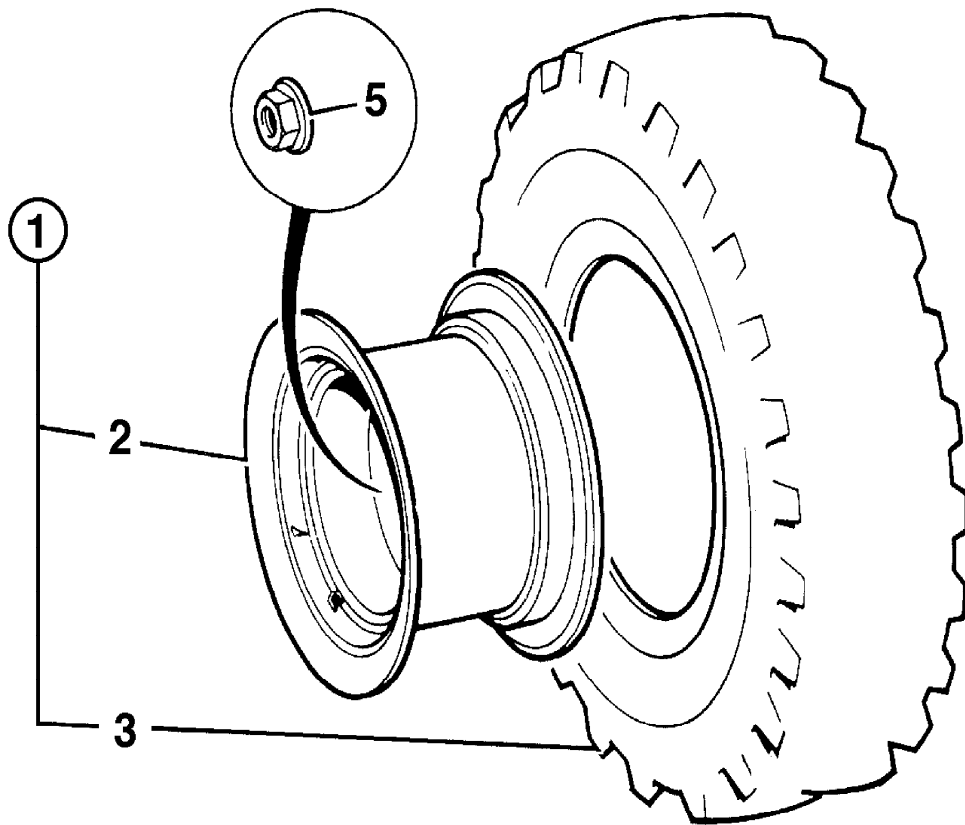
Machine group

From serial no.

To serial no.

.426

426



701200

9802/2740 F3-18-1 WHEELS & TYRES, MICHELIN, XSNOWPLUS, SALES SPECIAL

Illustration

Machines

Top of catalogue

| Item | Part no. | Change No. | Description | Remarks | Usage code | Qty |
|------|-----------|------------|------------------------------------|---------------------------------|------------|-----|
| 1 | 970/60230 | | Wheel, GA | Sales Special 8183 | | 4 |
| 2 | 41/940177 | | :Wheel, 17.00-25/1.7 | | | 1 |
| 2A | 41/990011 | | ::Ring, lock | Part of 41/940177 and 41/940178 | | 1 |
| 2B | 41/990010 | | ::Flange | Part of 41/940177 and 41/940178 | | 1 |
| 2C | 41/990009 | | Lock, driver | Part of 41/940177 and 41/940178 | | 1 |
| 3 | 253/11801 | | :Valve | | | 1 |
| 4 | 970/60231 | | :Tyre, Michelin 20.5R25, XSNOWPLUS | | | 1 |
| 5 | 826/11355 | | Nut, wheel, yellow finish | Yellow surface finish | | 19 |

Machine groups

Details

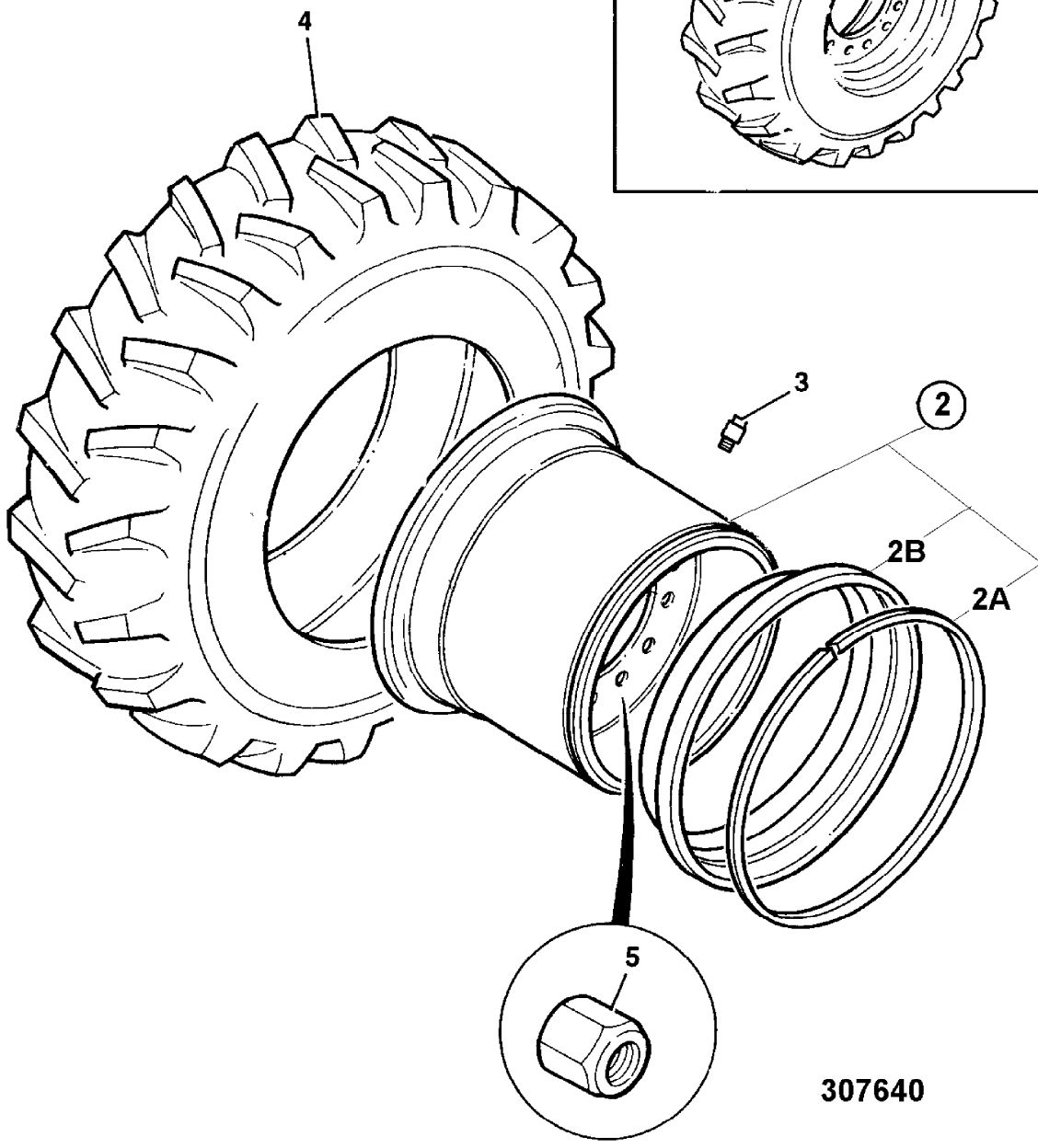
Machine group

From serial no.

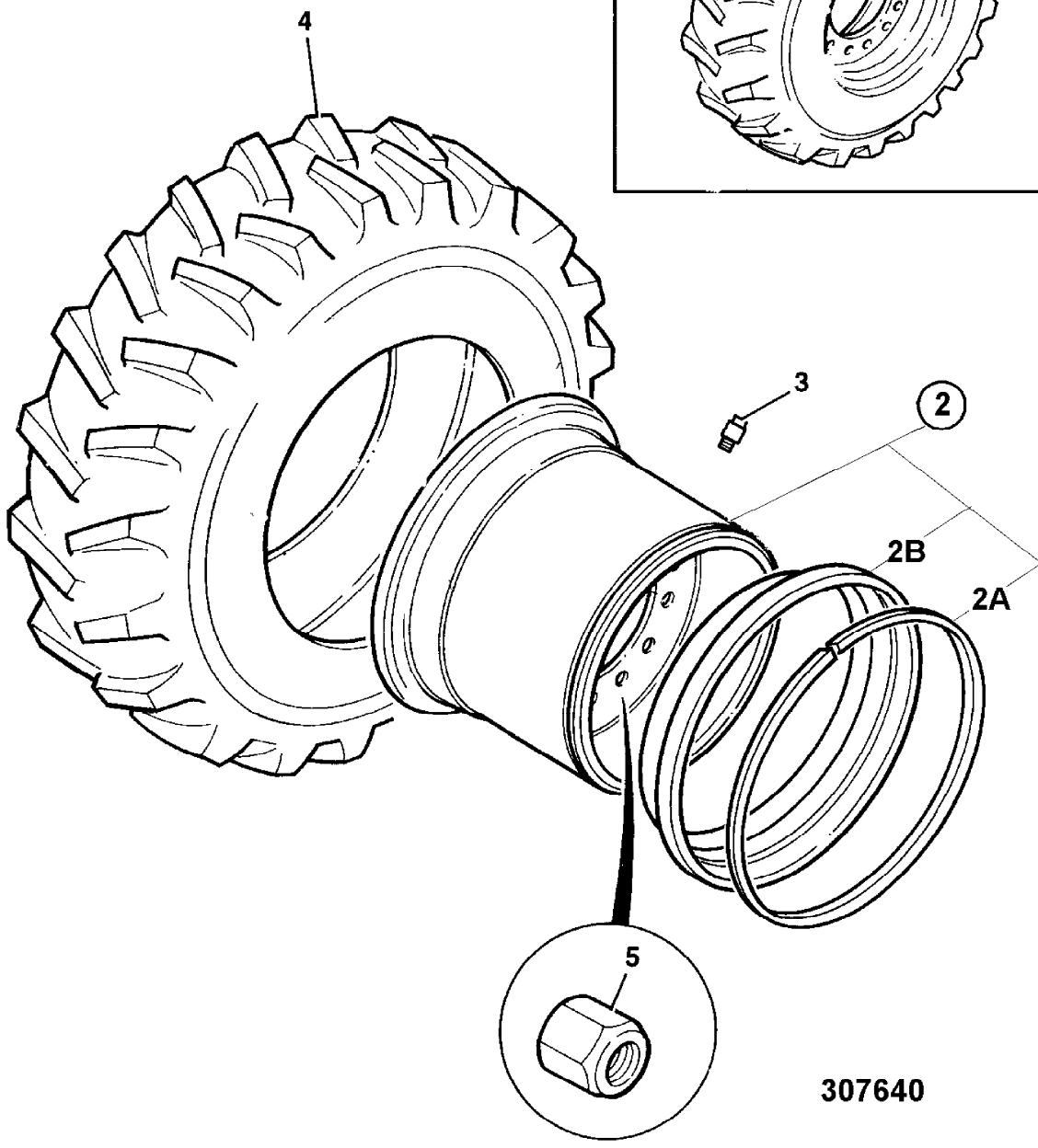
To serial no.

.426

426



307640



307640

9802/2740 F3-2-1 WHEELS & TYRE, SINGLE PIECE, FARM MASTER OPTION, GOODYEAR

Illustration

Machines

Top of catalogue

| Item | Part no. | Change No. | Description | Remarks | Usage code | Qty |
|------|-----------|------------|------------------------------------|---------|------------|-----|
| 1 | 269/20128 | | Wheel, and tyre assembly, Goodyear | | | 1 |
| 2 | 41/933300 | | :Wheel, DW20Ax26 | | | 1 |
| 3 | 151/05201 | | :Valve | | | 1 |
| 4 | 42/412900 | | :Tyre, 620/75R26, Goodyear | | | 1 |
| 5 | 826/11355 | | Nut, wheel, yellow finish | | | 12 |

Machine groups

Details

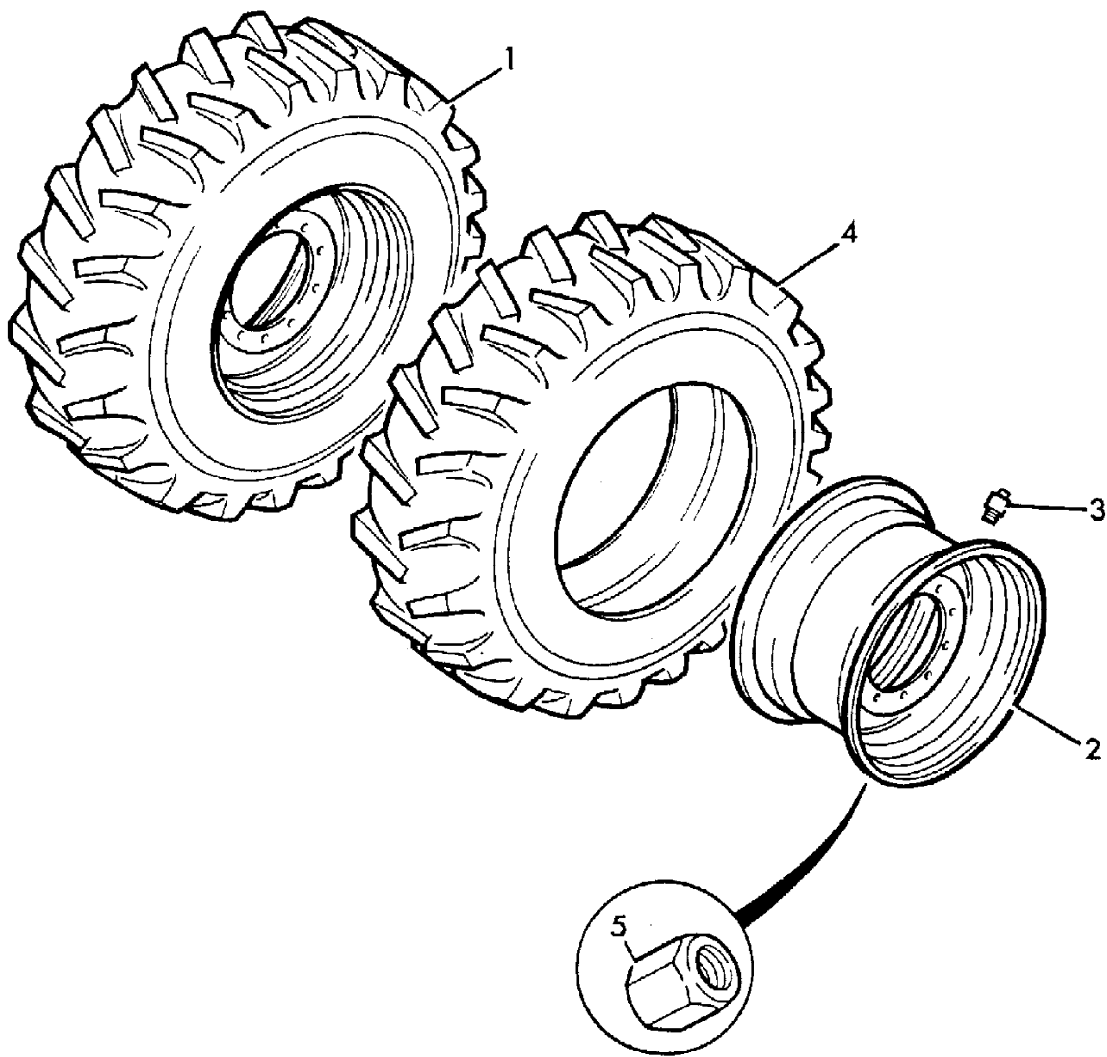
Machine group

From serial no.

To serial no.

.426

426



166130

9802/2740 F3-3-1 WHEELS & TYRES, 3 PIECE, GOODYEAR

Illustration

Machines

Top of catalogue

| Item | Part no. | Change No. | Description | Remarks | Usage code | Qty |
|------|-----------|------------|---|------------------------|------------|-----|
| 1 | 269/30196 | | Wheel, and tyre assembly, Goodyear | | A | 4 |
| | 269/30200 | | Wheel, and tyre assembly, Goodyear GP-2B | | B | 4 |
| | 269/20033 | | Wheel, and tyre assembly, Goodyear | | C | 4 |
| | 331/42502 | | Wheel, and tyre assembly, Goodyear | | D | 4 |
| | 269/30202 | | Wheel, and tyre assembly, Goodyear RL-5K | | E | 4 |
| | 269/20086 | | Wheel, assembly, Goodyear GP-2B | | G | 4 |
| | 269/20087 | | Wheel, assembly, Goodyear RL-2+ | | H | 4 |
| | 331/44774 | | Wheel, and tyre assembly, Goodyear GP-3D | Sales special 7140 | I | 4 |
| | 331/63418 | | Wheel, and tyre assembly, Goodyear HRL D/L-3A | Sales special 8250 | J | 4 |
| 2 | 41/919000 | | :Wheel, 3 piece | | C,G,H | 1 |
| | 41/922100 | | :Wheel, narrow, (2500 wide) | | A,B,D,E,J | 1 |
| | 41/940177 | | :Wheel, 17.00-25/1.7 | | I | 1 |
| 2A | 41/900502 | | ::Ring, lock | | | 1 |
| 2B | 41/908402 | | ::Flange | | C,G,H | 1 |
| | 41/922102 | | ::Flange | | A,B,D,E,J | 1 |
| 3 | 253/11801 | | :Valve | | C,G,H,I | 1 |
| | 253/11801 | | :Valve | | A,B,D,E,J | 1 |
| 4 | 42/402000 | | :Tyre, 20.5-25x12 ply | | A,C | 1 |
| | 42/412200 | | :Tyre, 20.5R25 Goodyear, GP-2B | | B,G | 1 |
| | 42/925227 | | :Tyre, 20.5R25 TL-3A L3, Goodyear | | D,H | 1 |
| | 42/411700 | | :Tyre, 20.5R25 Goodyear, RL-5K | | E | 1 |
| | 42/925241 | | :Tyre, 600/65R25 Goodyear, GP-3D | | I | 1 |
| | 42/925314 | | :Tyre, 20.5-25 16 ply, HRL | | J | 1 |
| 5 | 254/05503 | | :Adapter, valve | Tyre inflation adaptor | | 1 |
| 6 | 826/11355 | | Nut, wheel, yellow finish | | | 12 |

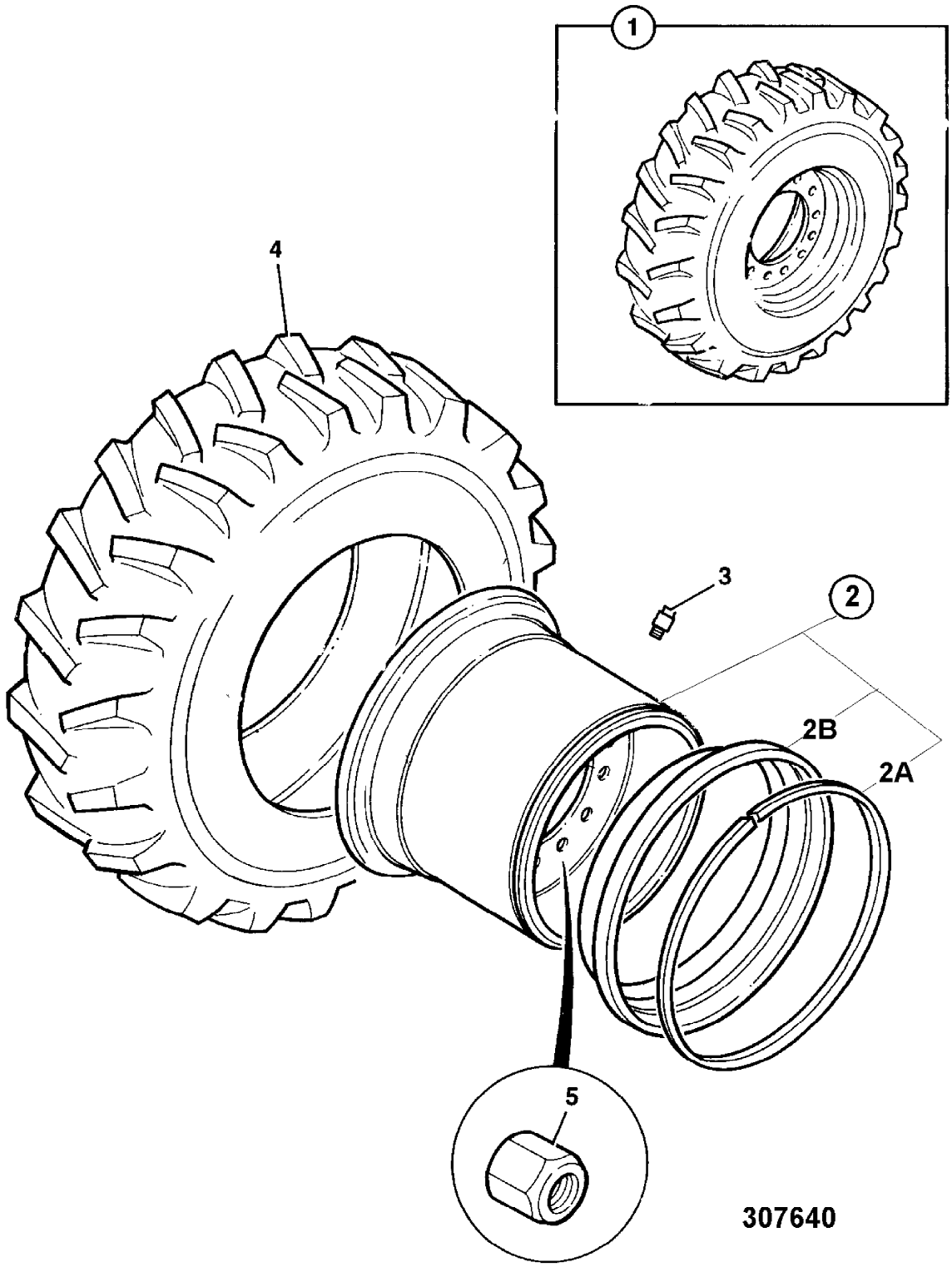
Machine groups

Details

Machine group

From serial no.

To serial no.



307640

9802/2740 F3-5-1 WHEELS & TYRES, 3 PIECE, BRIDGESTONE

Illustration

Machines

Top of catalogue

| Item | Part no. | Change No. | Description | Remarks | Usage code | Qty |
|------|-----------|------------|--|-----------------------------|------------|-----|
| 1 | 331/28038 | | Wheel, assembly, VSDL, 20.5 R25 L5 | | A | 4 |
| | 331/22165 | | Wheel, assembly, 20.5R25, Bridgestone, VUT | | B | 4 |
| | 331/22166 | | Wheel, assembly, 20.5R25, Bridgestone, VMT | | C | 4 |
| | 331/28468 | | Wheel, assembly, 20.5R25, Bridgestone, VKT | | D | 4 |
| 2 | 41/922100 | | :Wheel, narrow, (2500 wide) | | A,B,C,D | 1 |
| | 41/900502 | | ::Ring, lock | | | 1 |
| | 41/922102 | | ::Flange | | | 1 |
| 3 | 253/11801 | | :Valve | | A,B,C,D | 1 |
| 4 | 42/925178 | | :Tyre, 20.5 R25 L5, VSDL | | A | 1 |
| | 42/925138 | | :Tyre, Bridgestone, 20.5R25 VUT L2 | | B | 1 |
| | 42/925085 | | :Tyre, Bridgestone, 20.5R25 VMT | | C | 1 |
| | 42/925182 | | :Tyre, Bridgestone, 20.5R25, VKT | | D | 1 |
| 5 | 826/11355 | | Nut, wheel, yellow finish | 19 per wheel, 76 per m/c | | 19 |

Machine groups

Details

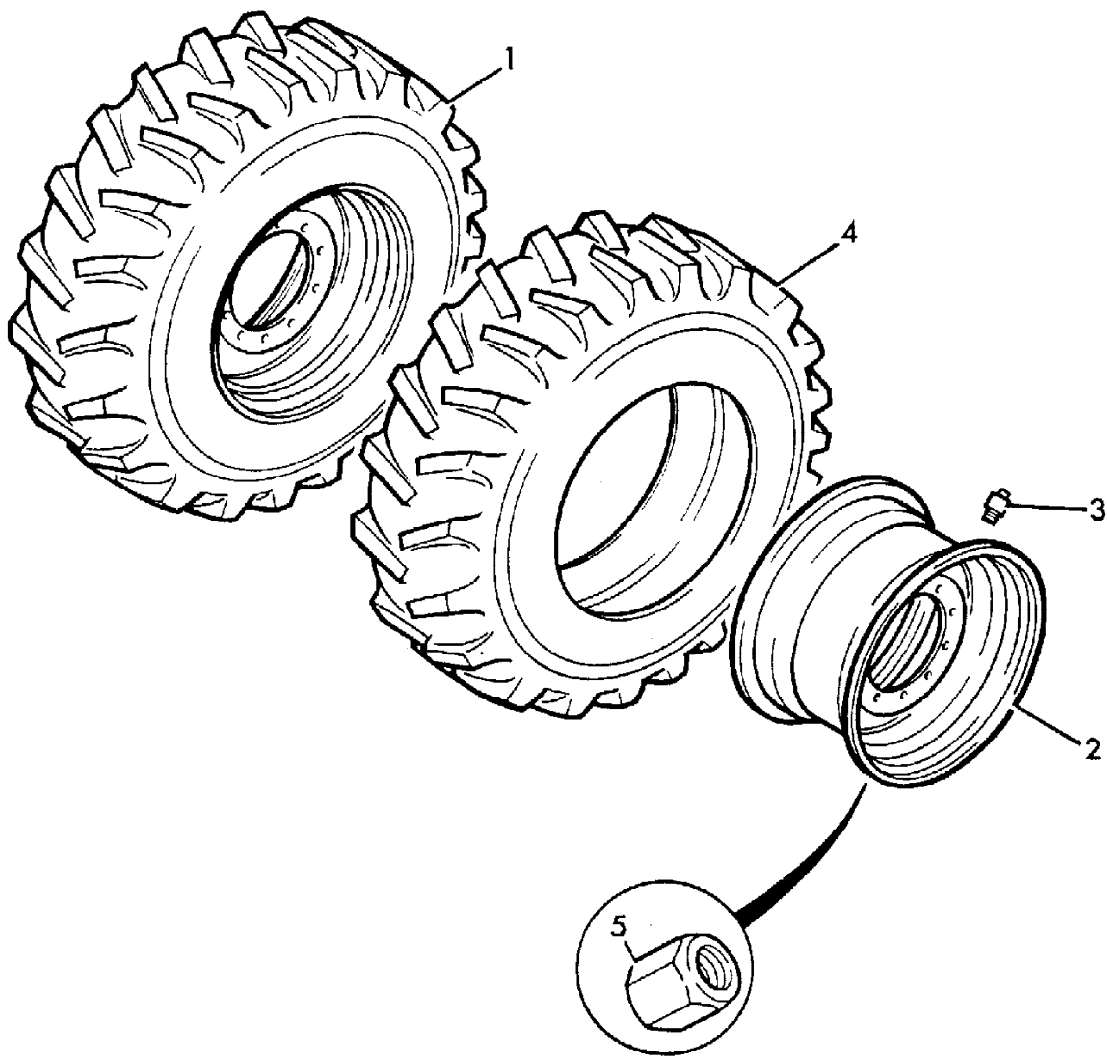
Machine group

From serial no.

To serial no.

.426

426



166130

9802/2740 F3-6-1 WHEELS & TYRES, SINGLE PIECE RIM, GOODYEAR

Illustration

Machines

Top of catalogue

| Item | Part no. | Change No. | Description | Remarks | Usage code | Qty |
|------|-----------|------------|--|---------|------------|-----|
| 1 | 269/20025 | | Wheel, and tyre assembly, Goodyear SGL D/L | | A | 1 |
| | 269/20026 | | Wheel, and tyre assembly, Goodyear HRL D/L | | B | 1 |
| | 269/20084 | | Wheel, and tyre assembly, GP-2B | | C | 1 |
| | 331/42492 | | Wheel, and tyre assembly, Goodyear | | D | 1 |
| | 269/20128 | | Wheel, and tyre assembly, Goodyear | | E | 4 |
| 2 | 41/918900 | | :Wheel, single piece | | ABCD | 1 |
| | 41/933300 | | :Wheel, DW20Ax26 | | E | 1 |
| 3 | 265/00500 | | :Valve, Angled | | ABCD | 1 |
| | 151/05201 | | :Valve | | E | 1 |
| 4 | 42/400600 | | :Tyre, 17.5-25X12 ply, Goodyear SGL | | A | 1 |
| | 42/410700 | | :Tyre, 17.5-25x16 ply, Goodyear | | B | 1 |
| | 42/412000 | | :Tyre, 17.5R25 L2, GP-2B Goodyear | | C | 1 |
| | 42/925226 | | :Tyre, 17.5R25 RT-3B L3, Goodyear | | D | 1 |
| | 42/412900 | | :Tyre, 620/75R26, Goodyear | | E | 1 |
| 5 | 826/11355 | | :Nut, wheel, yellow finish | | | 12 |

Machine groups

Details

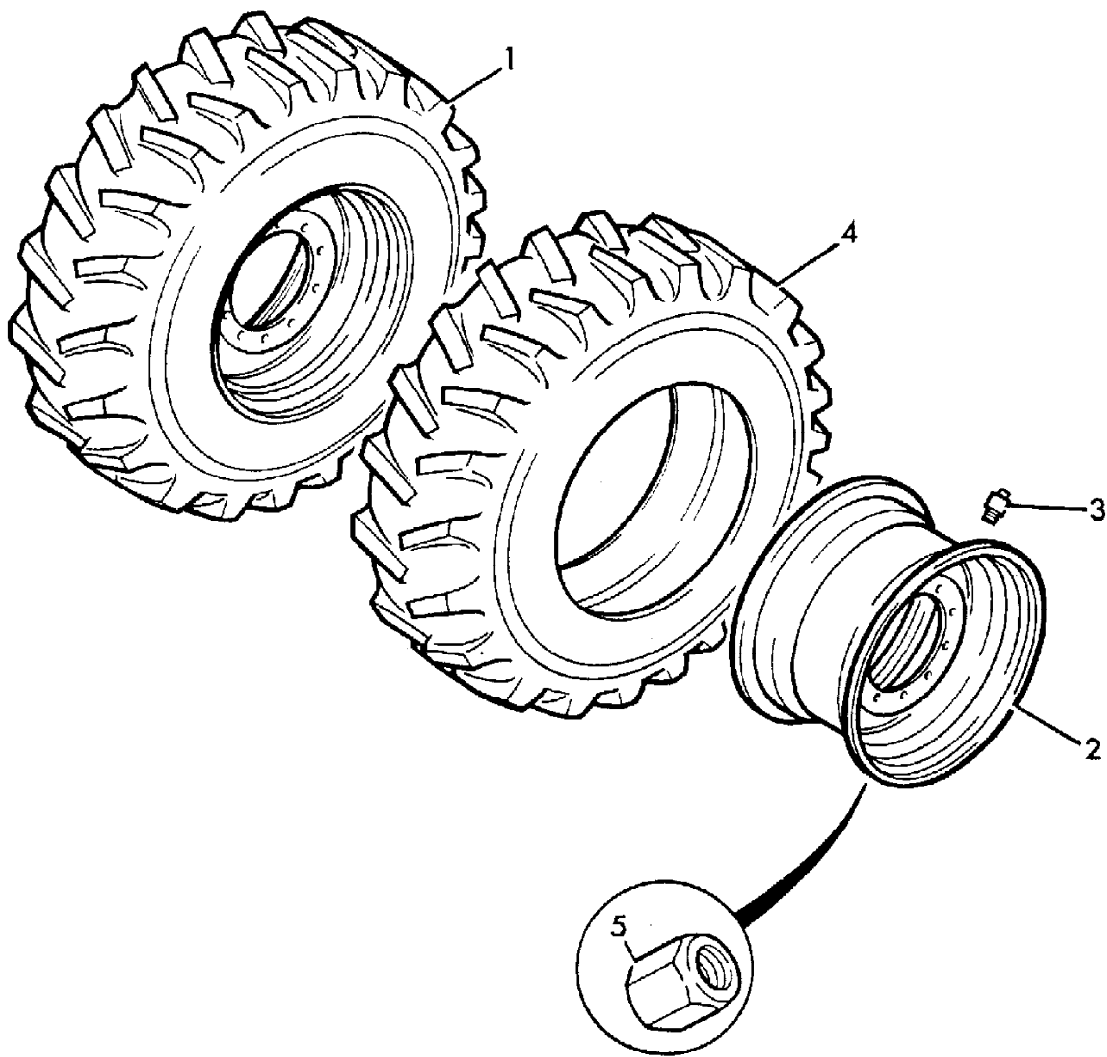
Machine group

From serial no.

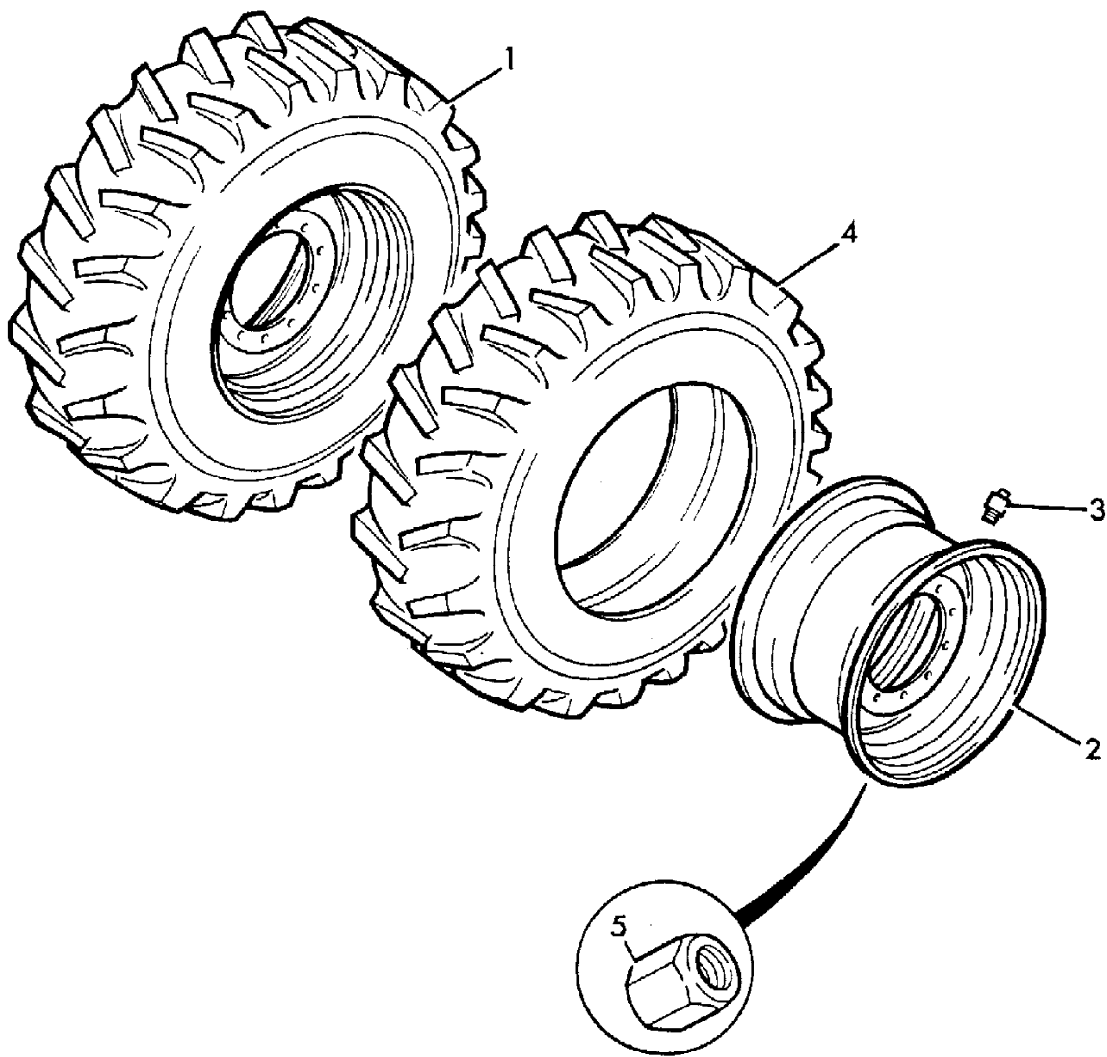
To serial no.

.426

426



166130



166130

9802/2740 F3-8-1 WHEELS & TYRES, SINGLE PIECE RIM, FIRESTONE

Illustration

Machines

Top of catalogue

| Item | Part no. | Change No. | Description | Remarks | Usage code | Qty |
|------|-----------|------------|--|---------|------------|-----|
| 1 | 269/20024 | | Wheel, and tyre assembly, Firestone | | A | 4 |
| 2 | 41/918900 | | :Wheel, single piece | | A | 1 |
| 3 | 265/00500 | | :Valve, Angled | | A | 1 |
| 4 | 42/303400 | | :Tyre, 17.5-25x12 ply, Firestone | | A | 1 |
| 5 | 826/11355 | | Nut, wheel, yellow finish | | | 12 |

Machine groups

Details

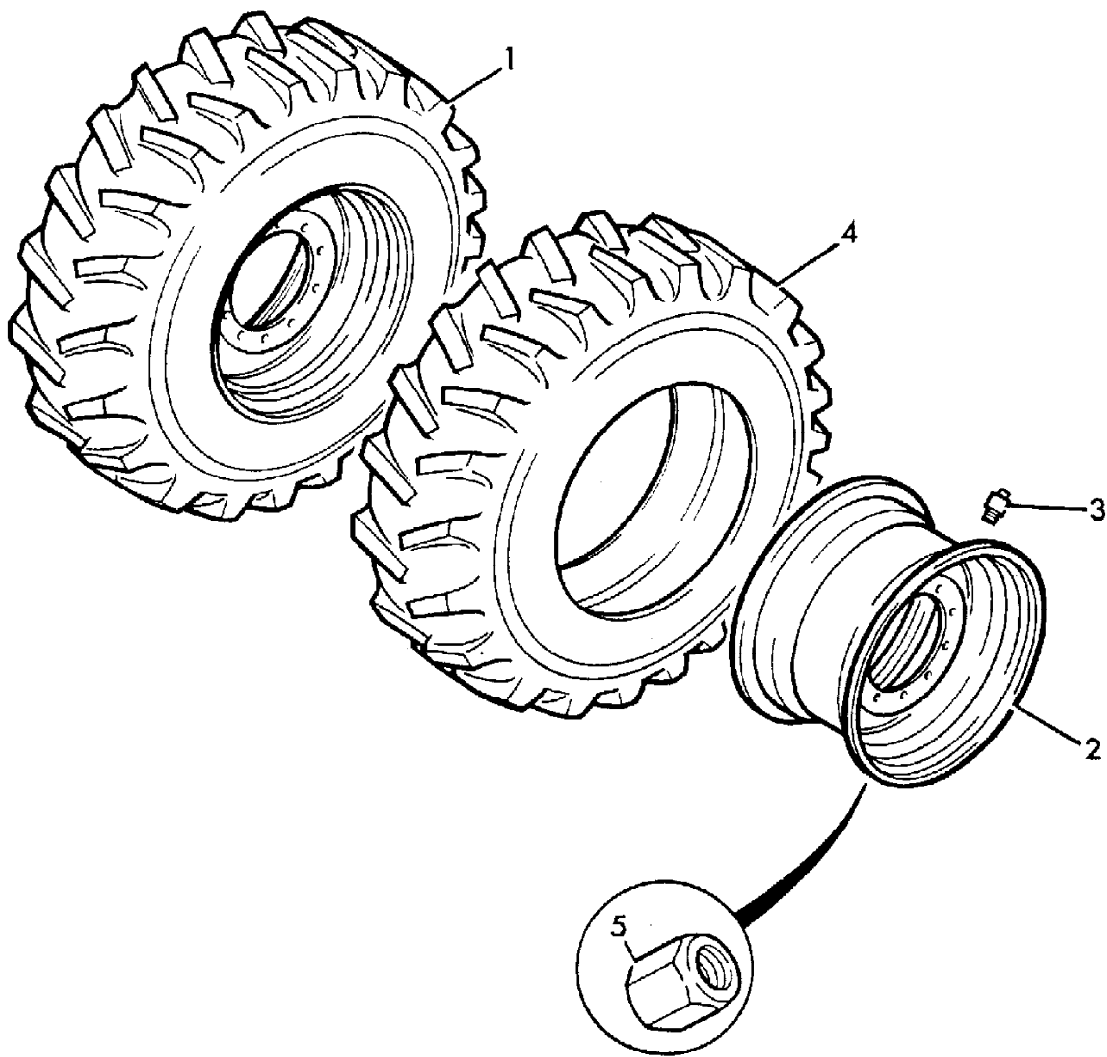
Machine group

From serial no.

To serial no.

.426

426



166130

9802/2740 F3-9-1 WHEELS & TYRES, SINGLE PIECE RIM, BRIDGESTONE

Illustration

Machines

Top of catalogue

| Item | Part no. | Change No. | Description | Remarks | Usage code | Qty |
|------|-----------|------------|--|---------|------------|-----|
| 1 | 331/22161 | | Wheel, assembly, 17.5R25, Bridgestone, VUT | | A | 4 |
| | 331/22162 | | Wheel, assembly, 17.5R25, Bridgestone, VMT | | B | 4 |
| 2 | 41/918900 | | :Wheel, single piece | | A,B | 1 |
| 3 | 151/05201 | | :Valve | | A,B | 1 |
| 4 | 42/925136 | | :Tyre, 17.5R25 Bridgestone, VUT | | A | 1 |
| | 42/925137 | | :Tyre, 17.5R25, Bridgestone, VMT | | B | 1 |
| 5 | 826/11355 | | Nut, wheel, yellow finish | | | 12 |

Machine groups

Details

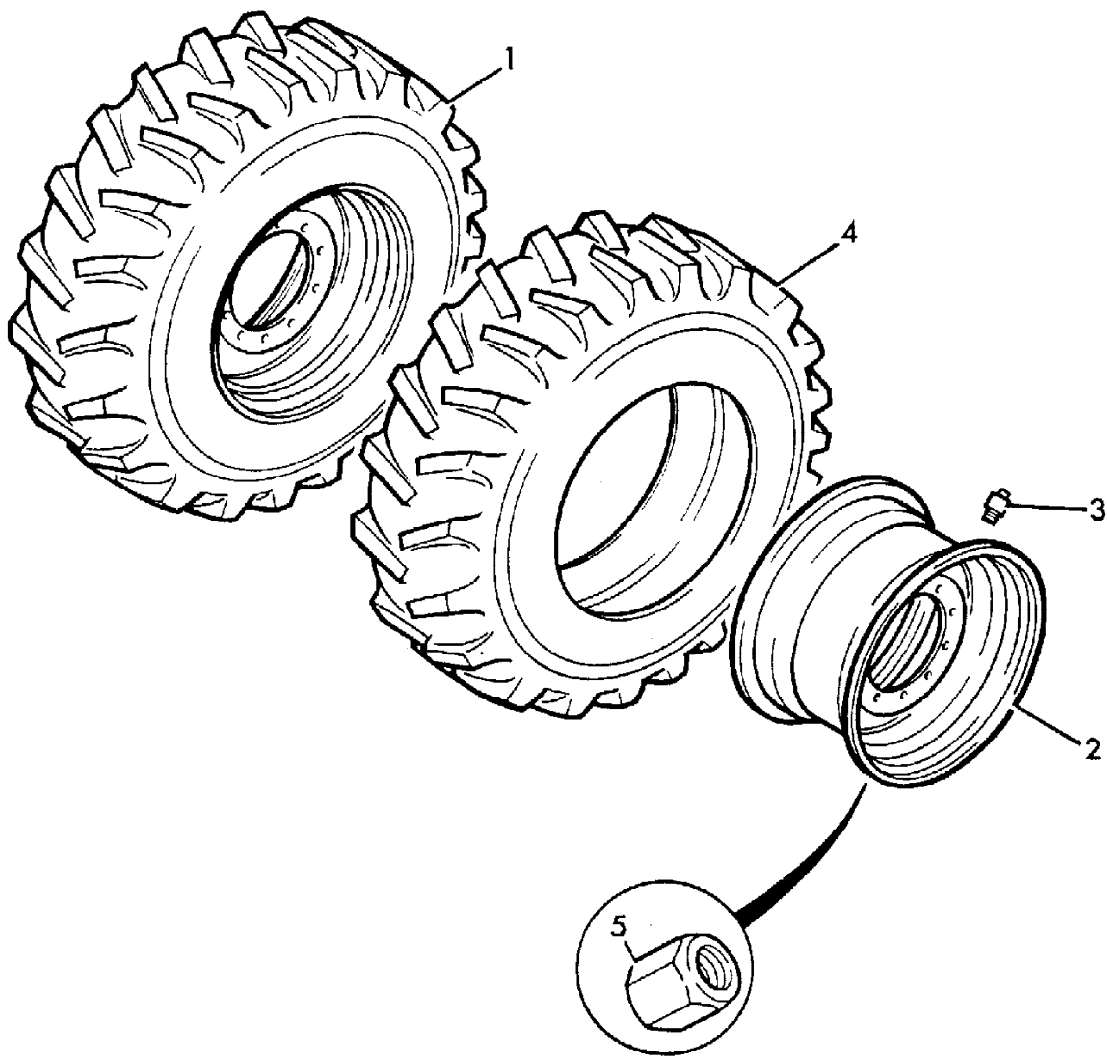
Machine group

From serial no.

To serial no.

.426

426



166130

9802/2740 F4-1-1 PROPSHAFTS, TRANSMISSION

Illustration

Machines

Top of catalogue

| Item | Part no. | Change No. | Description | Remarks | Usage code | Qty |
|------|------------|------------|-------------------------------------|---------|------------|-----|
| 1 | 914/60133 | | Propshaft, front, heavy duty | | | 1 |
| 2 | 914/30901 | | :Kit-spider, cap D=35mm x 106.4 | | | 1 |
| 3 | 914/36804 | | :Bearing | | | 1 |
| 4 | 914/35103 | | :Nut | | | 1 |
| 5 | 914/60115 | | :Yoke, end | | | 1 |
| 6 | 914/60083 | | Propshaft, rear | | | 1 |
| 7 | 914/30901 | | :Kit-spider, cap D=35mm x 106.4 | | | 2 |
| 8 | 914/60134 | | Propshaft, intermediate, heavy duty | | | 1 |
| 9 | 914/47901 | | :Yoke, flange | | | 1 |
| 10 | 914/30901 | | :Kit-spider, cap D=35mm x 106.4 | | | 2 |
| 15 | 1422/0009D | | Washer, hardened | | | 4 |
| 17 | 116/00525 | | Strap | | | 8 |
| 18 | 826/00892 | | Screw, special | | | 16 |
| 19 | 1316/0509D | | Bolt, grade 12.9 | | | 2 |
| 22 | 1371/0403D | | Nut | | | 10 |

Machine groups

Details

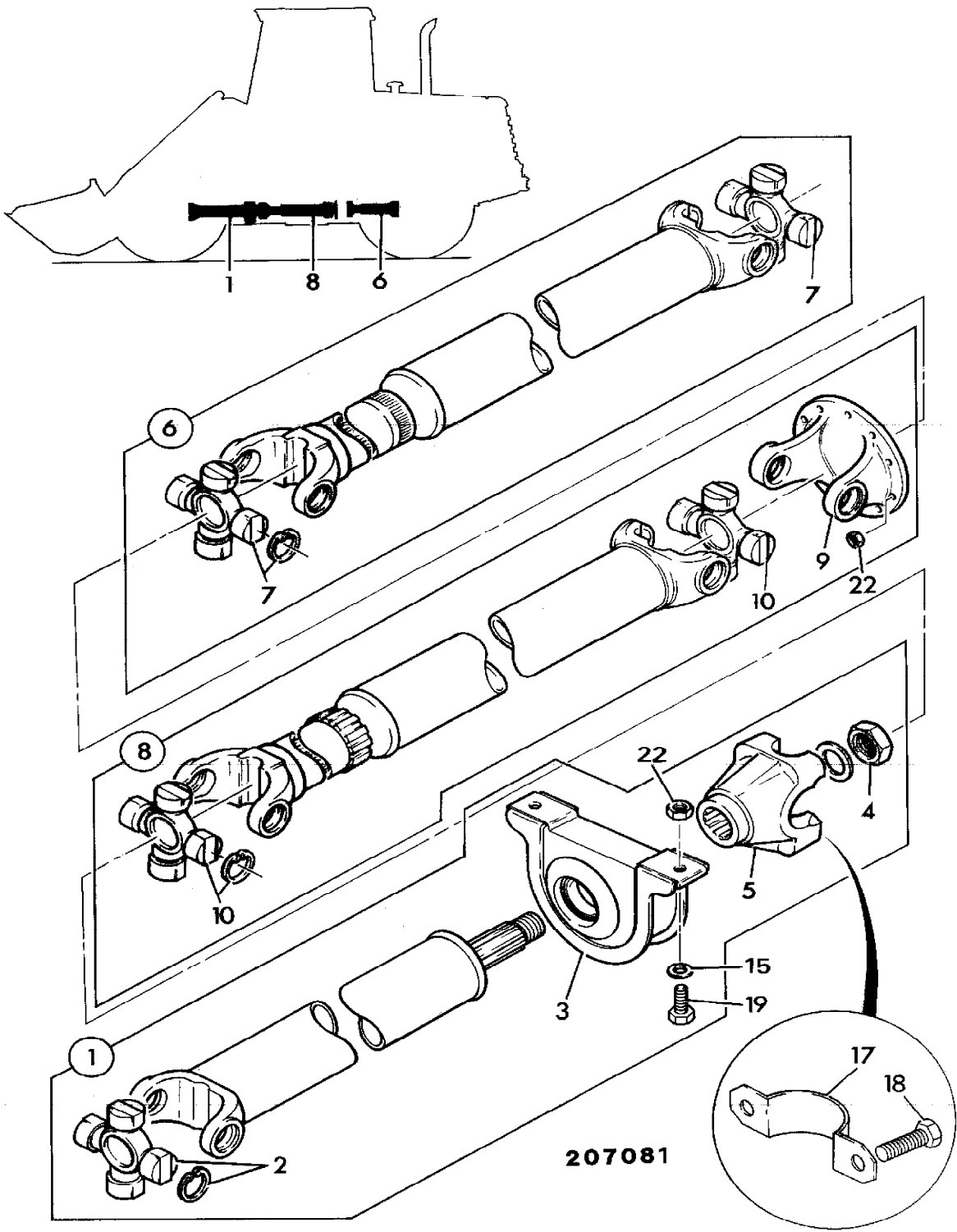
Machine group

From serial no.

To serial no.

.426

426



207081

9802/2740 F5-1-1 TRANSMISSION, MOUNTING

Illustration

Machines

Top of catalogue

| Item | Part no. | Change No. | Description | Remarks | Usage code | Qty |
|------|------------|------------|---------------------------------|---------|------------|-----|
| 1 | 335/01104 | | Bracket, transmission, mounting | | | 1 |
| 2 | 265/01983 | | Pad, rubber mounting | | | 2 |
| 3 | 265/01984 | | Washer, rebound | | | 2 |
| 4 | 265/01985 | | Washer, overload | | | 2 |
| 5 | 1315/0408D | | Setscrew, M10 x 30 | | | 8 |
| 6 | 1370/0303D | | Nut, M10 | | | 8 |
| 7 | 1315/3833D | | Bolt | | | 2 |
| 8 | 1420/0012D | | Washer, plain | | | 2 |
| 9 | 1370/0703D | | Nut, M20 | | | 2 |
| 10 | 1316/3817D | | Bolt | | | 4 |
| 11 | 1422/0012D | | Washer | | | 4 |
| 12 | 331/18683 | | Plate, locking | | | 2 |
| 13 | 4101/0602 | | Fluid, locking | | | 1 |

Machine groups

Details

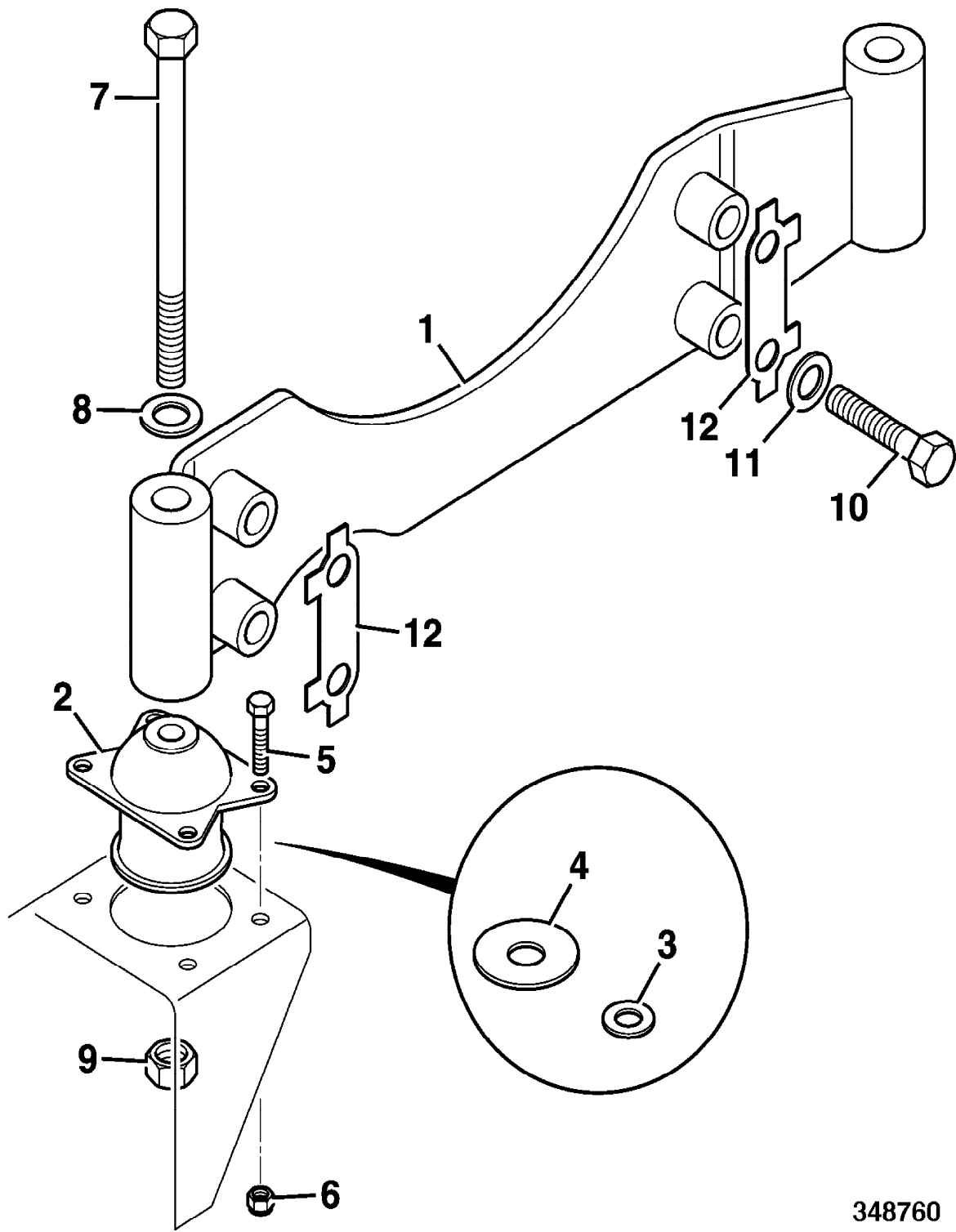
Machine group

From serial no.

To serial no.

.426

426



348760

9802/2740 F5-10-1 COUPLING GROUP, SECOND

Illustration

Machines

Top of catalogue

| Item | Part no. | Change No. | Description | Remarks | Usage code | Qty |
|------|-----------|------------|-----------------|---------|------------|-----|
| 1 | 04/600337 | | Shaft, 56 teeth | | | 1 |
| 2 | 826/10625 | | Stud | | | 1 |
| 3 | 04/600338 | Superseded | Coupling | | | 1 |
| | 04/600852 | | Coupling | | | 1 |
| 15 | 04/600633 | | Gear, idler | | | 1 |
| 16 | 04/600339 | | Disc | | | 2 |
| 17 | 04/600340 | | Bearing | | | 2 |
| 18 | 04/600343 | | Washer, axial | | | 2 |
| 19 | 04/600344 | | Bearing | | | 2 |
| 20 | 04/600551 | | Ring, retaining | | | 1 |
| 21 | 04/600232 | | Bearing, roller | | | 1 |
| 22 | 04/600232 | | Bearing, roller | | | 1 |
| 23 | 04/600186 | | Ring, piston | | | 2 |

Machine groups

Details

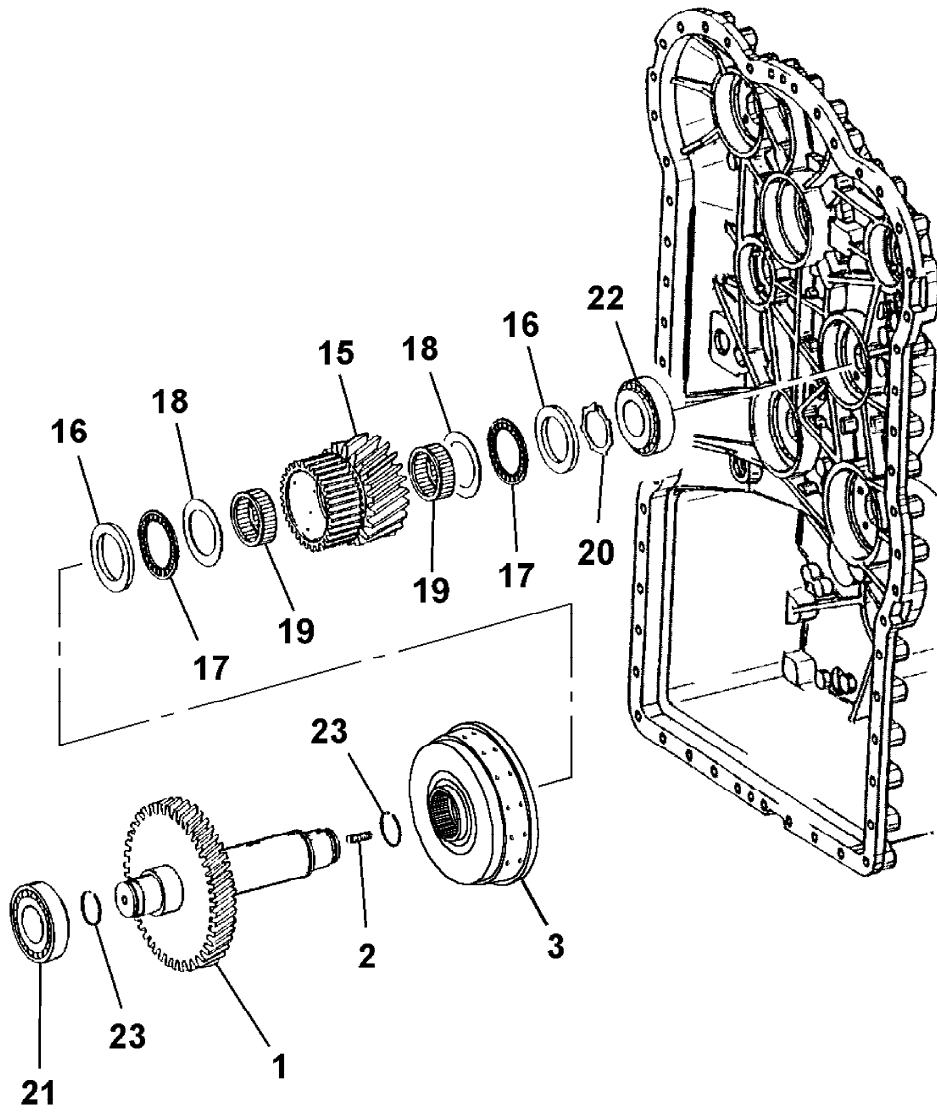
Machine group

From serial no.

To serial no.

.426

426



381940

9802/2740 F5-11-1 COUPLING GROUP, THIRD

Illustration

Machines

Top of catalogue

| Item | Part no. | Change No. | Description | Remarks | Usage code | Qty |
|------|-----------|------------|-----------------------|---------|------------|-----|
| 1 | 04/600829 | | Shaft | | | 1 |
| 2 | 04/600349 | | Gear, Idler, 55 teeth | | | 1 |
| 3 | 04/600186 | | Ring, piston | | | 2 |
| 4 | 826/10625 | | Stud | | | 1 |
| 5 | 04/600338 | Superseded | Coupling | | | 1 |
| | 04/600852 | | Coupling | | | 1 |
| 17 | 04/600339 | | Disc | | | 2 |
| 18 | 04/600340 | | Bearing | | | 2 |
| 19 | 04/600343 | | Washer, axial | | | 2 |
| 20 | 04/600344 | | Bearing | | | 2 |
| 21 | 04/600232 | | Bearing, roller | | | 1 |
| 22 | 907/20009 | | Bearing, roller | | | 1 |

Machine groups

Details

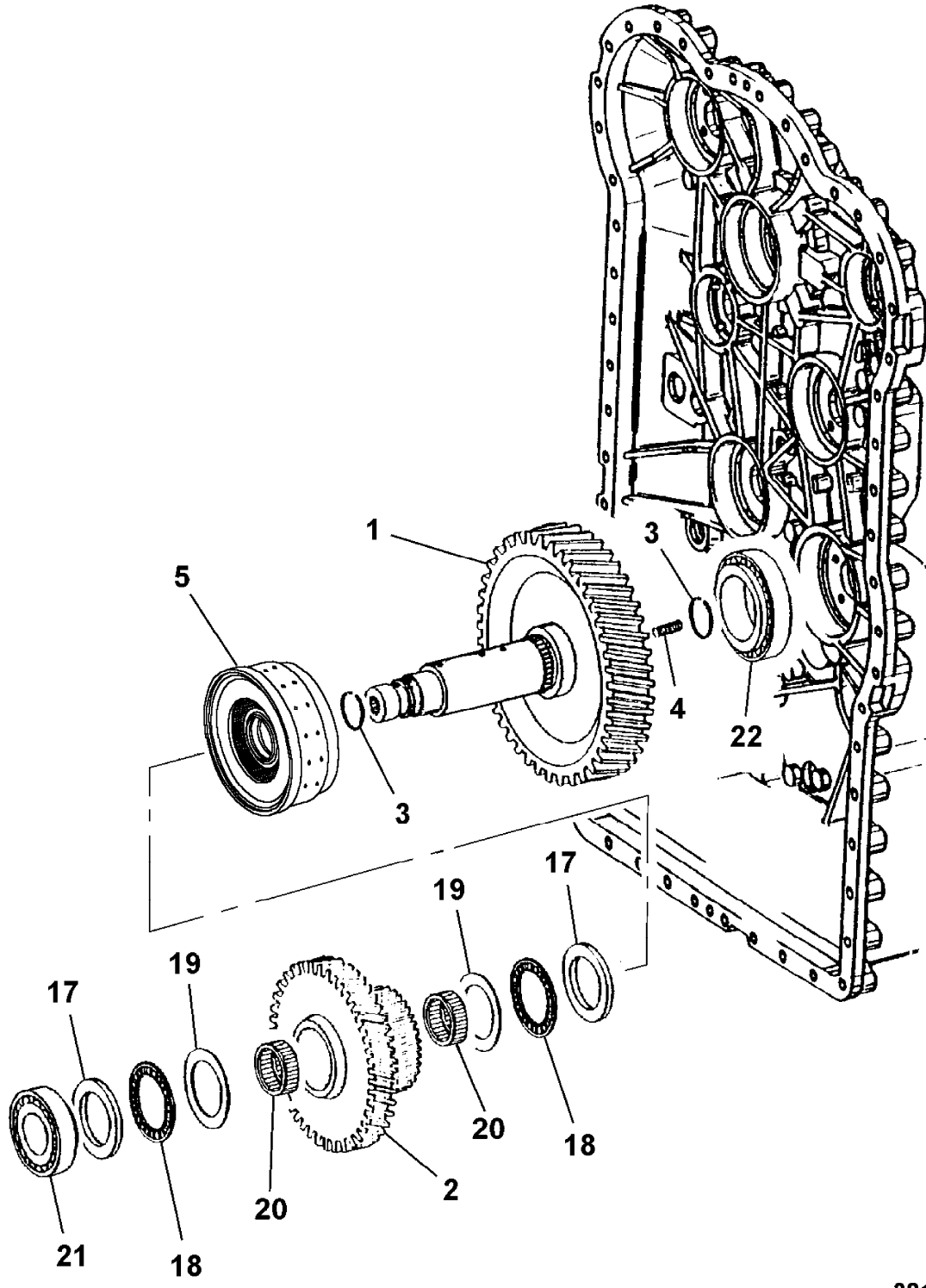
Machine group

From serial no.

To serial no.

.426

426



381950

9802/2740 F5-12-1 OUTPUT GROUP

Illustration

Machines

Top of catalogue

| Item | Part no. | Change No. | Description | Remarks | Usage code | Qty |
|------|-----------|------------|-------------------|---------|------------|-----|
| 1 | 04/600639 | | Shaft, output | | | 1 |
| 2 | 907/20009 | | Bearing, roller | | | 1 |
| 3 | 907/20009 | | Bearing, roller | | | 1 |
| 4 | 04/800373 | | Seal, shaft | | | 1 |
| 5 | 04/800248 | | Washer | | | 2 |
| 6 | 04/600363 | | Screw, M8 | | | 4 |
| 7 | 04/800247 | | Plate, lock | | | 2 |
| 8 | 04/801251 | | Flange, output | | | 1 |
| 9 | 04/800373 | | Seal, shaft | | | 1 |
| 10 | 04/600358 | | Flange | | | 1 |
| 12 | 04/600359 | | Screw, M12 x 50mm | | | 8 |
| 13 | 10/906823 | | O Ring | | | 2 |

Machine groups

Details

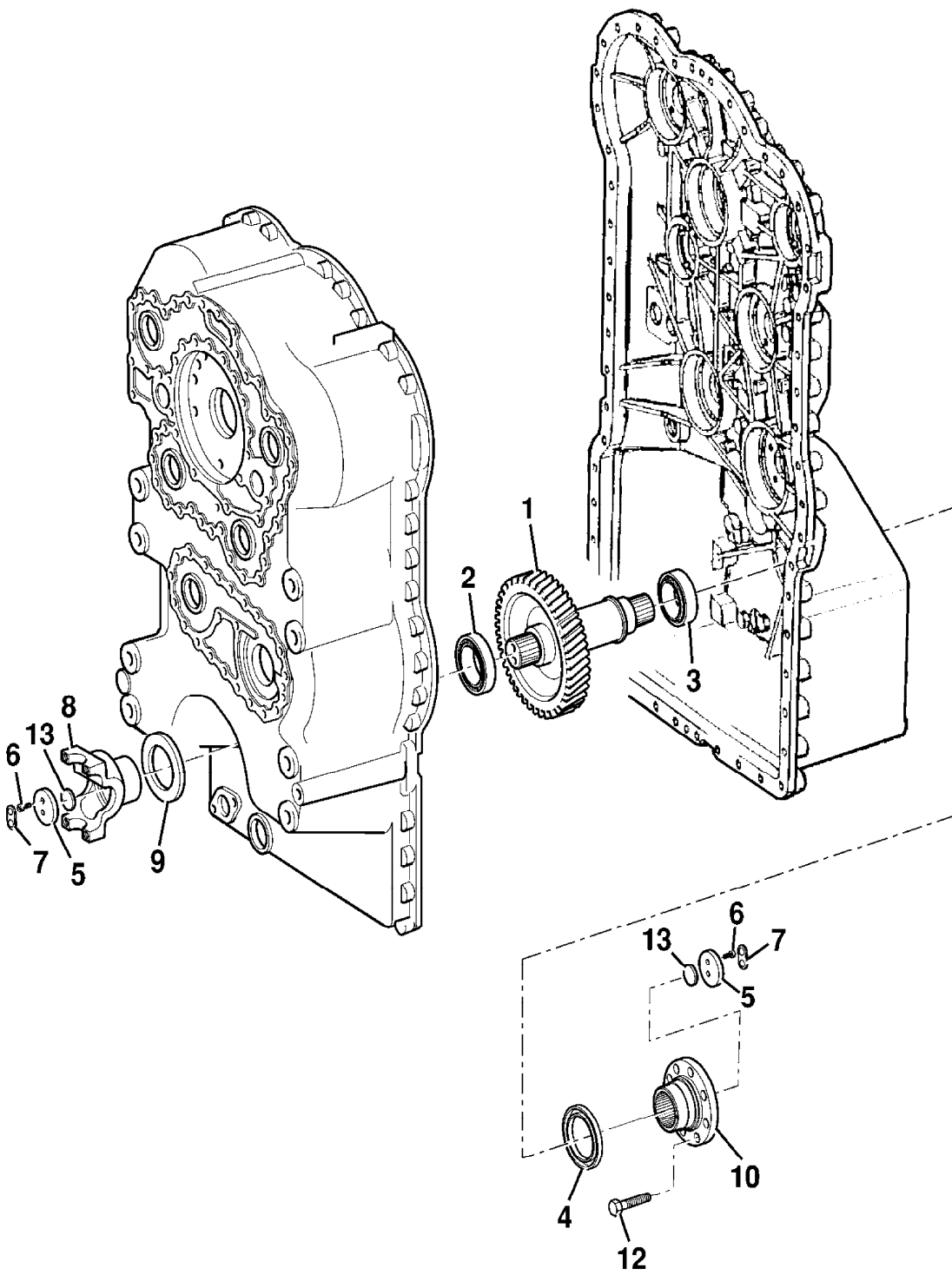
Machine group

From serial no.

To serial no.

.426

426



382000

9802/2740 F5-14-1 POWER TAKE-OFF

Illustration

Machines

Top of catalogue

| Item | Part no. | Change No. | Description | Remarks | Usage code | Qty |
|------|-----------|------------|-----------------|---------|------------|-----|
| 1 | 04/600562 | | Shaft, pump | | | 1 |
| 2 | 04/600399 | | Ring, piston | | | 1 |
| 3 | 04/800687 | | Bearing, ball | | | 1 |
| 4 | 04/600245 | | Ring, retaining | | | 1 |
| 6 | 04/600247 | | Seal, seal | | | 1 |
| 9 | 04/600566 | | Screw, cap | | | 2 |
| 10 | 04/600565 | | Flange | | | 1 |
| 11 | 04/600401 | | O Ring | | | 1 |

Machine groups

Details

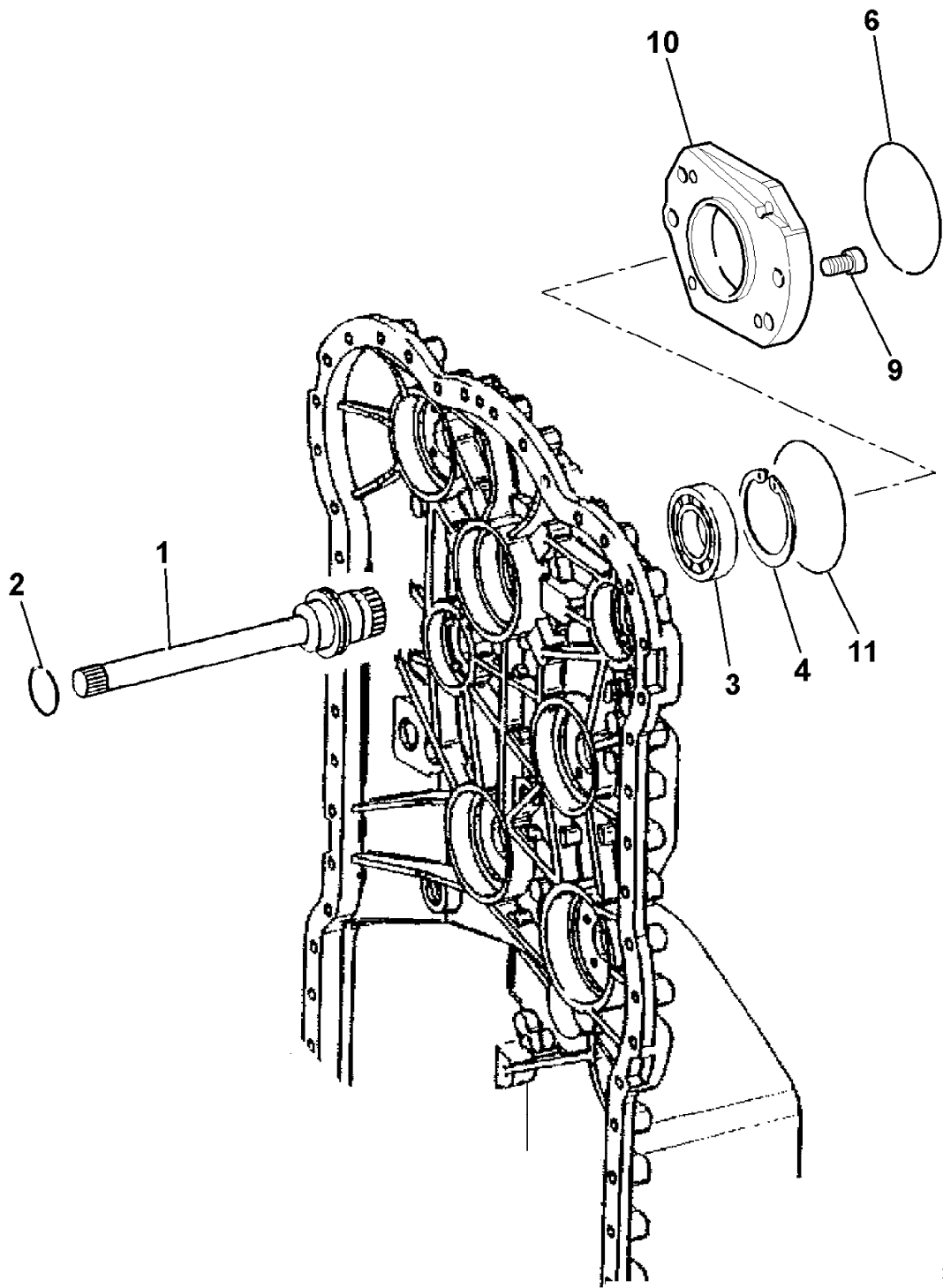
Machine group

From serial no.

To serial no.

.426

426



391360

9802/2740 F5-15-1 GEARSHIFT SYSTEM

Illustration

Machines

Top of catalogue

| Item | Part no. | Change No. | Description | Remarks | Usage code | Qty |
|------|-----------|------------|--------------------------|---------|------------|-----|
| 1 | 331/42596 | | Gasket | | | 1 |
| 2 | 331/42598 | | Plate, duct | | | 1 |
| 4 | 04/600734 | | Panel, interm.-gearshift | | | 1 |
| 5 | 826/10446 | | Screw, cap | | | 37 |
| 6 | 04/600345 | | Stud, M8 | | | 14 |
| 7 | 04/600328 | | Nut | | | 14 |
| 8 | 04/600735 | | Screw, torx M6 | | | 23 |
| 9 | 04/600284 | | Plug | | | 1 |
| 10 | 04/600253 | | Seal, o ring | | | 1 |
| 11 | 04/600255 | | Spring | | | 1 |
| 12 | 331/42600 | | Piston | | | 1 |
| 13 | 04/600253 | | Seal, o ring | | | 1 |
| 14 | 04/600252 | | Plug, plug | | | 1 |
| 15 | 04/600738 | | Panel, interm.gearshift | | | 1 |
| 16 | 04/600278 | | Screen | | | 6 |
| 17 | 04/600739 | | Duct, plate, gearshift | | | 1 |
| 18 | 04/600740 | | Screw, torx M6 | | | 18 |

Machine groups

Details

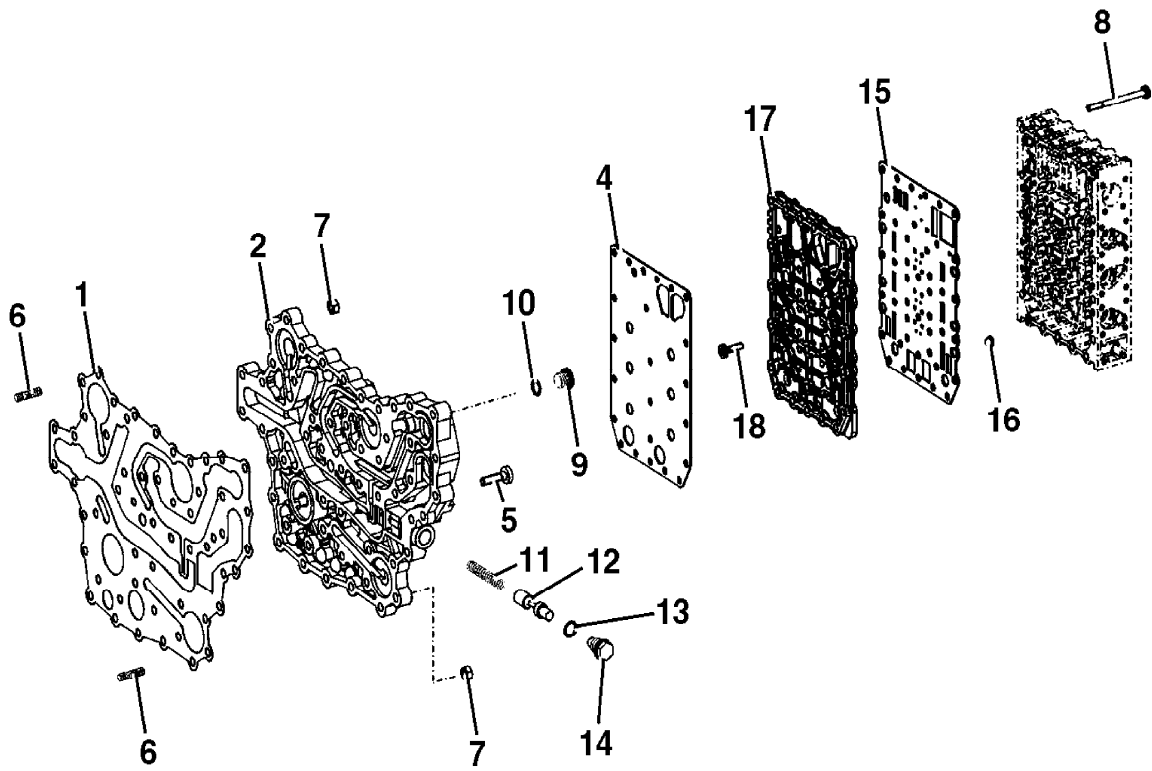
Machine group

From serial no.

To serial no.

.426

426



725430

9802/2740 F5-18-1 GEARSHIFT SYSTEM, VALVE COMPONENTS

Illustration

Machines

Top of catalogue

| Item | Part no. | Change No. | Description | Remarks | Usage code | Qty |
|------|-----------|------------|--------------------------------|---------------------|------------|-----|
| 1 | 928/60071 | | Valve, body | | | 1 |
| 2 | 04/600262 | | Plug | | | 8 |
| 3 | 10/907341 | | O Ring | | | 8 |
| 4 | 04/600260 | | Orifice | | | 6 |
| 5 | 04/600261 | | Piston | | | 6 |
| 6 | 04/600263 | | Spring | | | 6 |
| 7 | 04/600264 | | Piston | | | 6 |
| 8 | 04/600265 | | Spring | | | 6 |
| 9 | 04/600266 | | Piston | | | 1 |
| 10 | 04/600267 | | Spring | | | 1 |
| 11 | 331/42602 | | Piston, control | | | 1 |
| 12 | 04/600269 | | Spring | | | 1 |
| 13 | 331/42603 | | Gasket | | | 1 |
| 14 | 04/600271 | | Housing | | | 1 |
| 15 | 04/600407 | | Screw | | | 18 |
| 16 | 04/600408 | | Regulator, pressure c/w O ring | O ring 04/600409 | | 3 |
| 16A | 04/600409 | | :O Ring | | | 1 |
| 17 | 04/800543 | | Plate, fixing | | | 3 |
| 18 | 04/600410 | | Screw | | | 3 |
| 19 | 331/42603 | | Gasket | | | 1 |
| 20 | 04/600271 | | Housing | | | 1 |
| 21 | 04/600407 | | Screw | | | 18 |
| 22 | 04/600408 | | Regulator, pressure c/w O ring | O Ring 04/600409 | | 3 |
| 22A | 04/600409 | | :O Ring | | | 1 |
| 23 | 04/800543 | | Plate, fixing | | | 3 |
| 24 | 04/600410 | | Screw | | | 3 |
| 25 | 04/600411 | | Harness, wiring | | | 1 |
| 26 | 331/42604 | | Gasket | | | 1 |
| 27 | 04/600274 | | Cover | | | 1 |
| 28 | 04/600407 | | Screw | | | 14 |
| 29 | 331/42604 | | Gasket | | | 1 |
| 30 | 04/600412 | | Cover | | | 1 |
| 31 | 04/600276 | | Clamp, retaining | | | 1 |
| 32 | 04/600407 | | Screw | | | 14 |

Machine groups

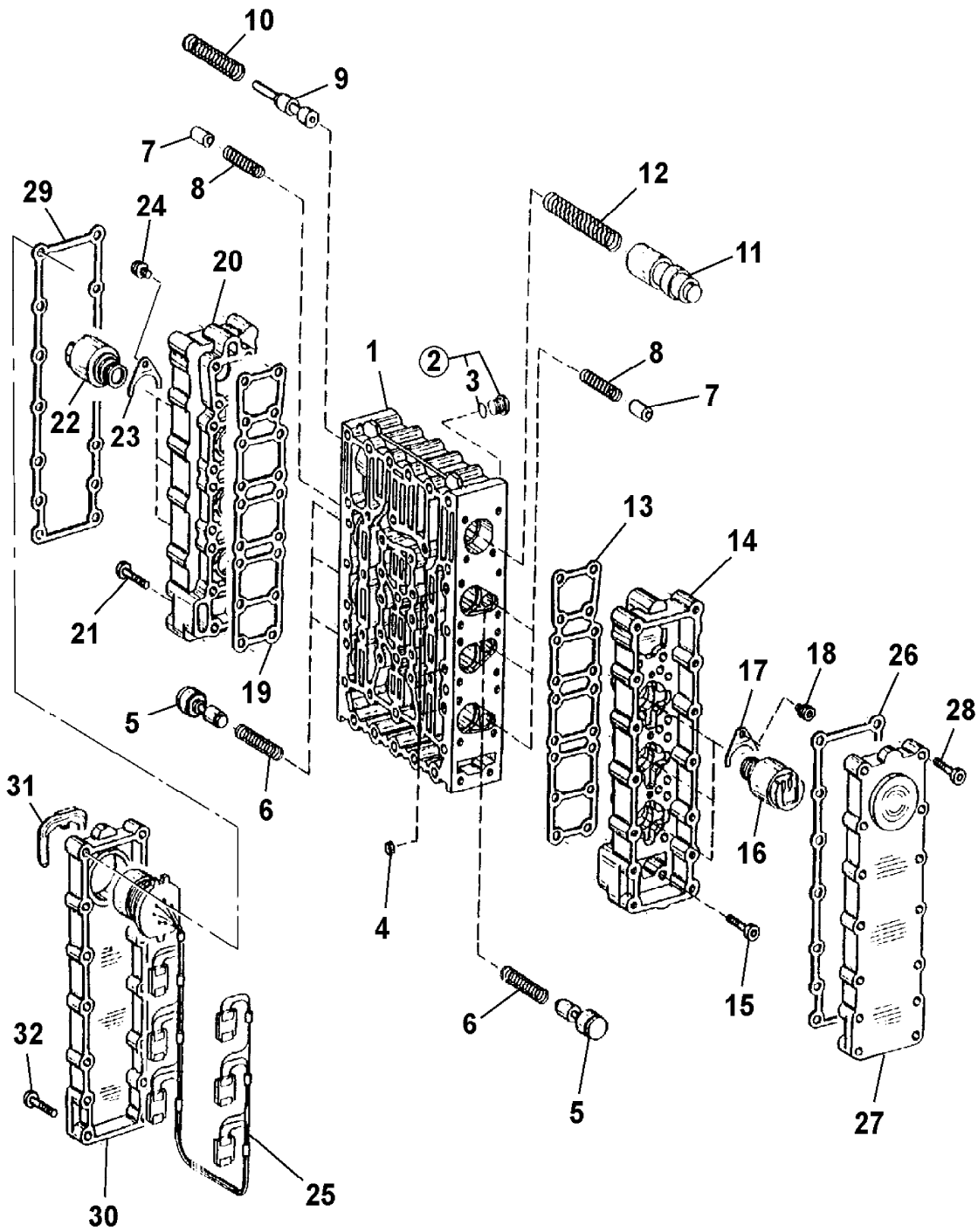
Machine group

From serial no.

To serial no.

.426

426



346740

9802/2740 F5-19-1 OIL PUMP

Illustration

Machines

Top of catalogue

| Item | Part no. | Change No. | Description | Remarks | Usage code | Qty |
|------|-----------|------------|--------------------|---------|------------|-----|
| 1 | 04/600812 | | Pump, oil pressure | | | 1 |
| 2 | 821/10061 | | :Ring | | | 1 |
| 3 | 823/10268 | | :Shim, support | | | 1 |
| 4 | 917/10001 | | :Bearing, needle | | | 1 |
| 5 | 904/20152 | | :Seal, shaft | | | 1 |
| 6 | 821/10062 | | :Ring, snap | | | 1 |
| 7 | 04/600416 | | Screw, M10 | | | 10 |
| 8 | 828/10171 | | :O Ring | | | 1 |
| 9 | 828/10172 | | O Ring | | | 1 |

Machine groups

Details

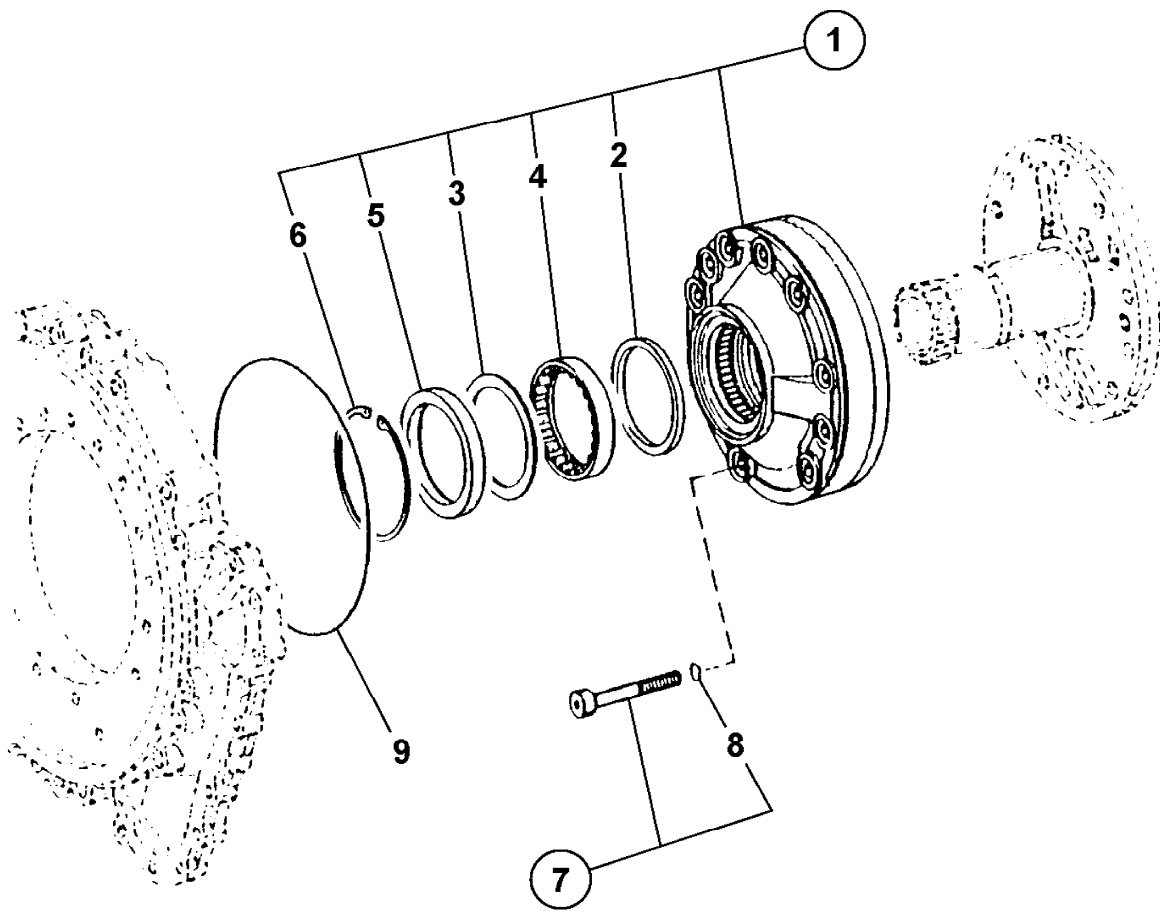
Machine group

From serial no.

To serial no.

.426

426



346620

9802/2740 F5-2-1 TRANSMISSION, ASSEMBLY

Illustration

Machines

Top of catalogue

| Item | Part no. | Change No. | Description | Remarks | Usage code | Qty |
|------|-----------|------------|-----------------------|--|------------|-----|
| 1 | 04/600804 | | Transmission, 4WG-160 | | | 1 |
| | 04/600776 | | Transmission, 6 Speed | See note 1 Sales special 7696,7938 and 8049 | | 1 |

Note 1

04/600664 transmission + 04/600836 torque convertor

Machine groups

Details

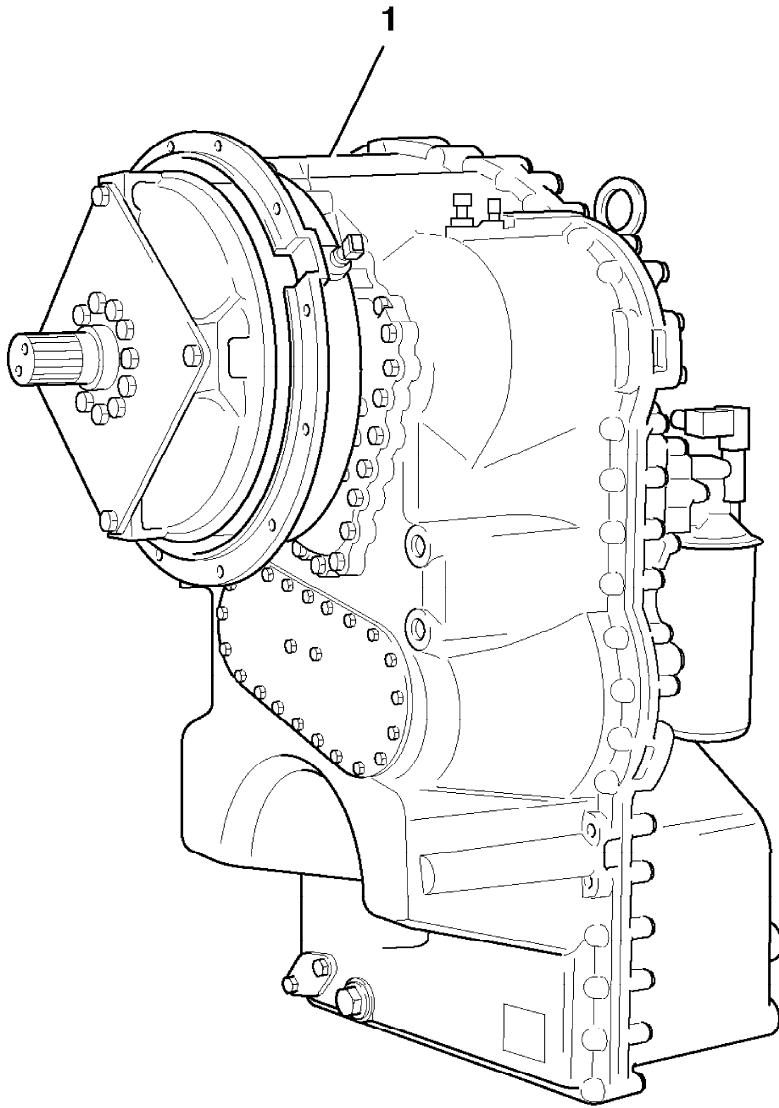
Machine group

From serial no.

To serial no.

.426

426



337220

9802/2740 F5-20-1 FILTER, TRANSMISSION OIL

Illustration

Machines

Top of catalogue

| Item | Part no. | Change No. | Description | Remarks | Usage code | Qty |
|------|-----------|------------|--------------------|---------|------------|-----|
| 1 | 32/925197 | Superseded | Element, filter | | | 1 |
| | 32/925905 | | Element, filter | | | 1 |
| 2 | 32/925238 | | Cover, filter head | | | 1 |
| 3 | 04/600146 | | O Ring | | | 2 |
| 4 | 826/10447 | | Screw, cap | | | 2 |

Machine groups

Details

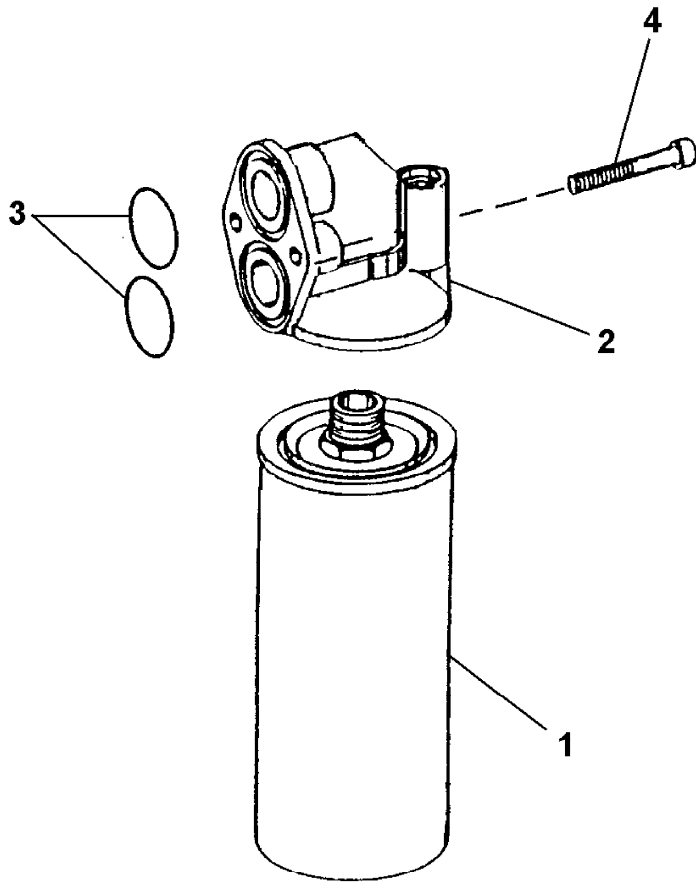
Machine group

From serial no.

To serial no.

.426

426



346780

9802/2740 F5-21-1 DIPSTICK, TRANSMISSION

Illustration

Machines

Top of catalogue

| Item | Part no. | Change No. | Description | Remarks | Usage code | Qty |
|------|------------|------------|---------------------------|---------|------------|-----|
| 3 | 331/30942 | | Tube, dipstick | | | 1 |
| 4 | 335/04424 | | Bracket, dipstick | | | 1 |
| 5 | 821/00183 | | Clamp, top | | | 1 |
| 6 | 821/00184 | | Clamp, base | | | 1 |
| 7 | 821/00185 | | Insert, clamp | | | 1 |
| 8 | 1315/0309D | | Setscrew, M8x35 | | | 2 |
| 9 | 04/800423 | | Gasket | | | 1 |
| 10 | 331/35674 | | Dipstick | | | 1 |
| 11 | 1315/0507D | | Setscrew | | | 1 |
| 12 | 1420/0008D | | Washer, M10 | | | 2 |
| 13 | 1370/0303D | | Nut, M10 | | | 1 |
| 14 | 1315/0407D | | Setscrew, M10 x 25mm long | | | 1 |
| 15 | 1420/0009D | | Washer, M12 | | | 2 |
| 16 | 1420/0007D | | Washer, M8 plain | | | 2 |

Machine groups

Details

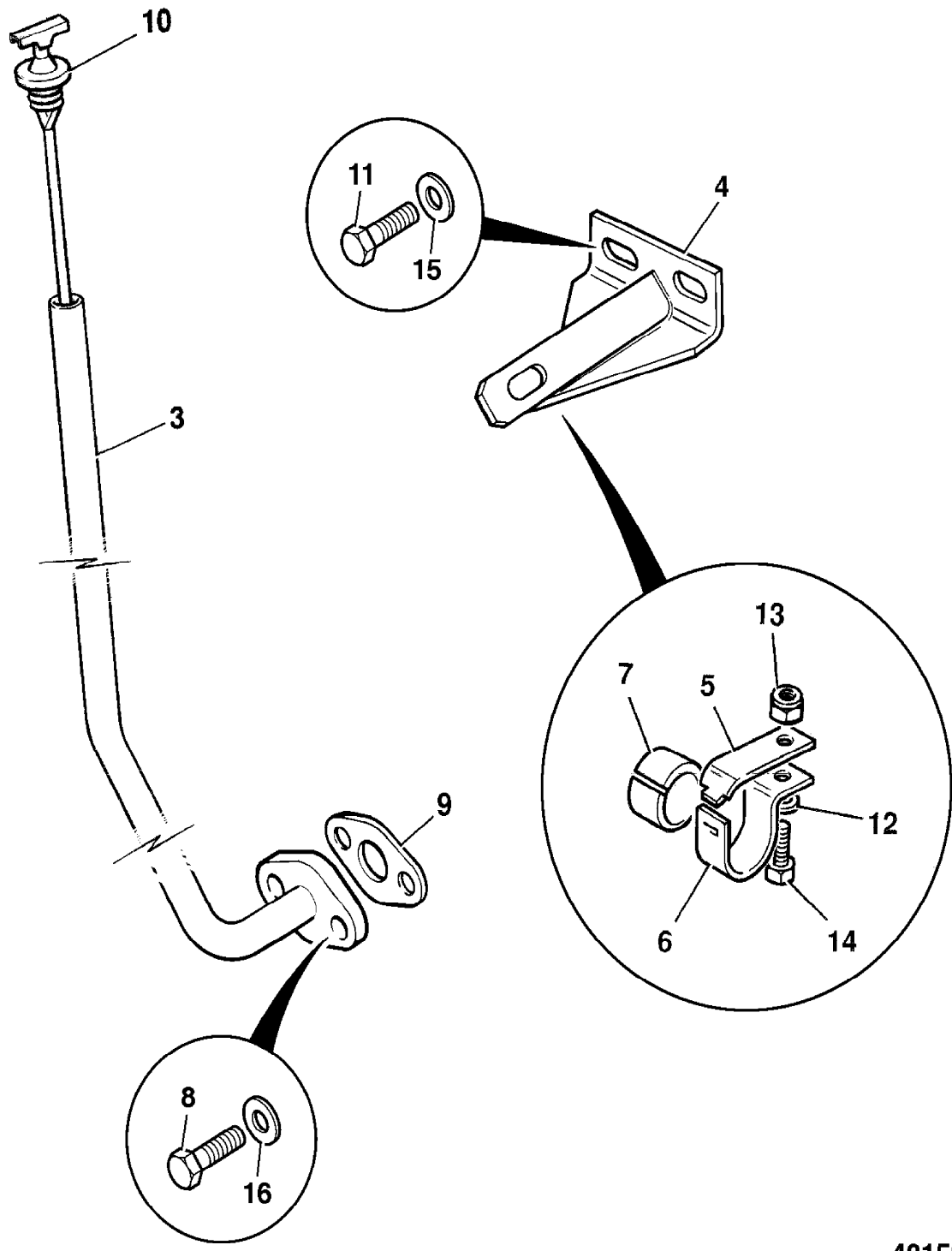
Machine group

From serial no.

To serial no.

.426

426



431581

9802/2740 F5-22-1 PIPEWORK, GEARBOX HOUSING

Illustration

Machines

Top of catalogue

| Item | Part no. | Change No. | Description | Remarks | Usage code | Qty |
|------|-----------|------------|---------------|---------|------------|-----|
| 1 | 331/42513 | | Pipe, oil | | | 1 |
| 2 | 828/10174 | | O Ring | | | 2 |
| 3 | 826/10450 | | Capscrew | | | 3 |
| 4 | 331/42514 | | Pipe, oil | | | 1 |
| 5 | 04/600329 | | Tube, suction | | | 1 |

Machine groups

Details

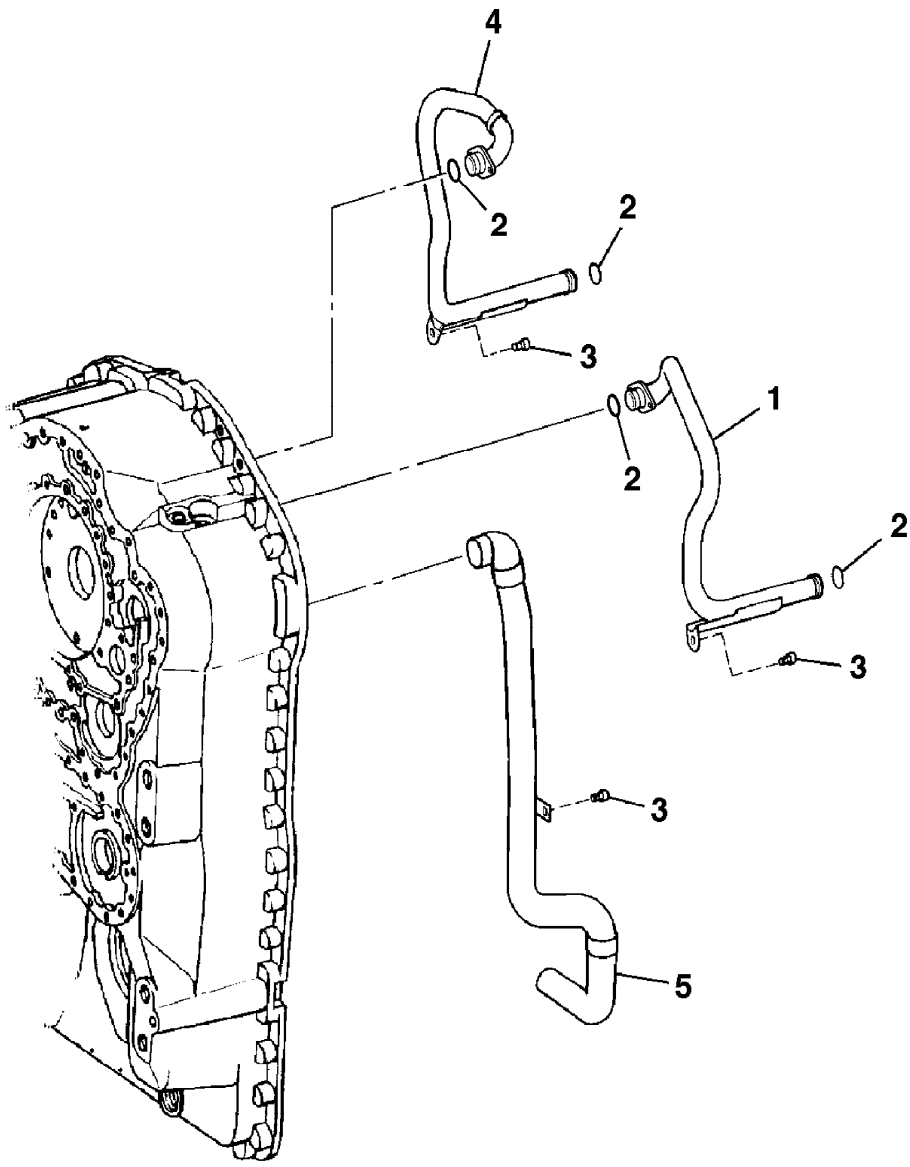
Machine group

From serial no.

To serial no.

.426

426



761490

9802/2740 F5-23-1 PRESSURE REGULATOR

Illustration

Machines

Top of catalogue

| Item | Part no. | Change No. | Description | Remarks | Usage code | Qty |
|------|-----------|------------|-----------------------------|---------|------------|-----|
| 1 | 04/600286 | | Valve | | | 1 |
| 2 | 04/600287 | | Piston | | | 1 |
| 3 | 04/600289 | | Spring, compression | | | 1 |
| 4 | 04/600288 | | Plate, pressure | | | 1 |
| 5 | 04/600290 | | Washer, tab | | | 1 |
| 6 | 04/600749 | | Valve, Valve pressure relie | | | 1 |

Machine groups

Details

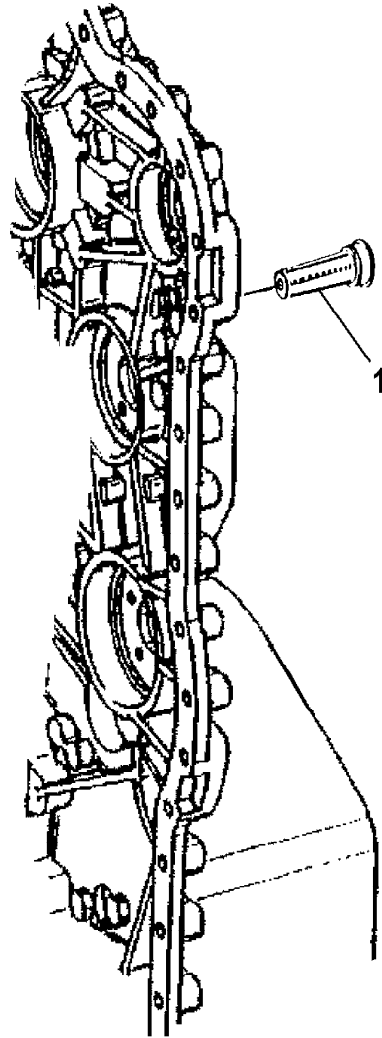
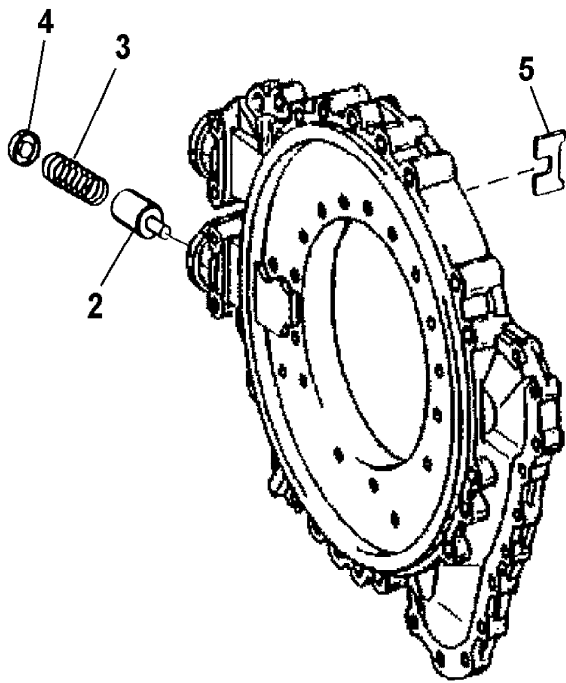
Machine group

From serial no.

To serial no.

.426

426



346771

9802/2740 F5-24-1 BLANKING PLATE

Illustration

Machines

Top of catalogue

| Item | Part no. | Change No. | Description | Remarks | Usage code | Qty |
|------|-----------|------------|--------------|---------|------------|-----|
| 1 | 331/42605 | | Cover | | | 1 |
| 2 | 04/600557 | | Gasket | | | 1 |
| 4 | 04/600426 | | Screw, M8x18 | | | 23 |

Machine groups

Details

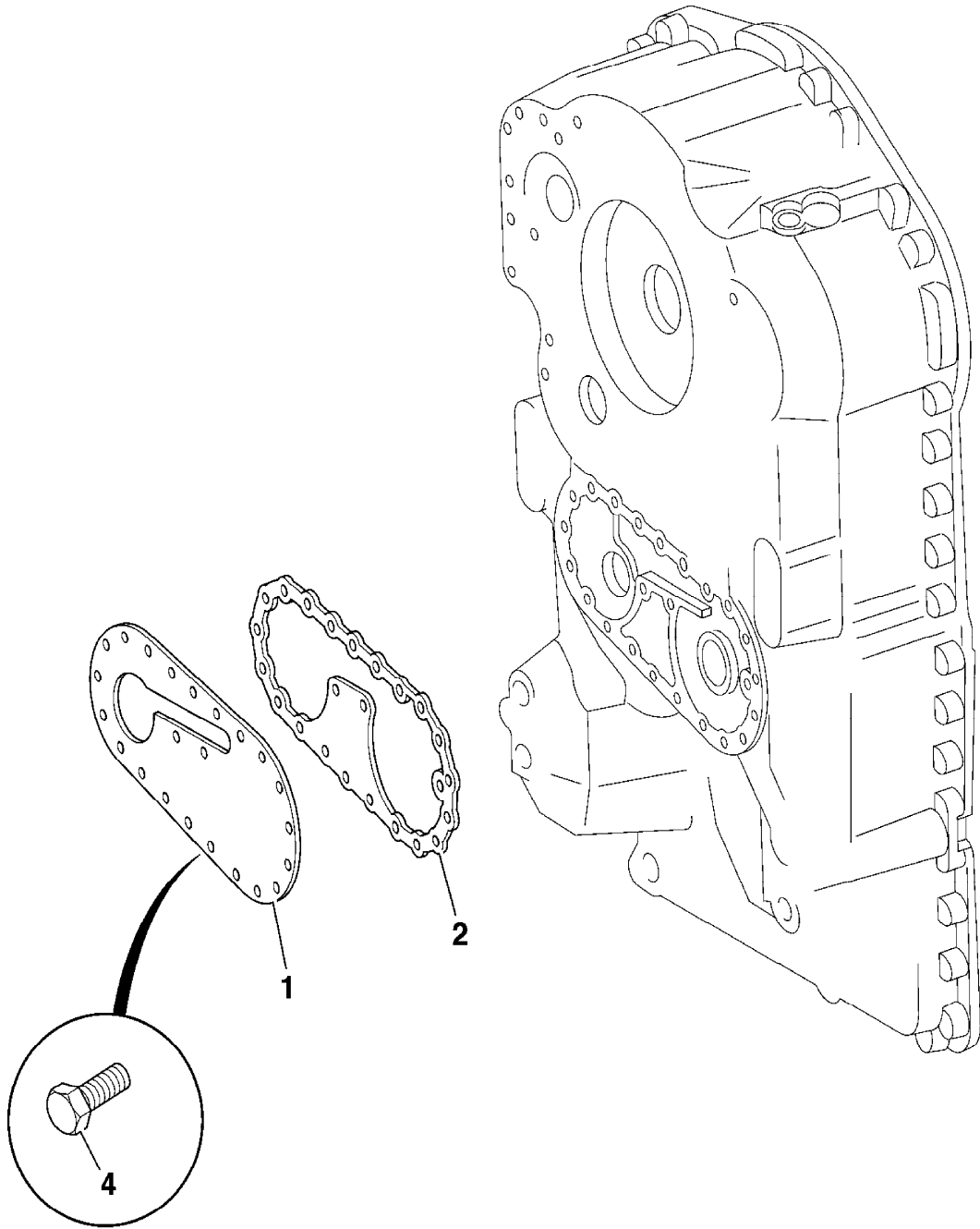
Machine group

From serial no.

To serial no.

.426

426



761630

9802/2740 F5-24-2 BLANKING PLATE, SALES SPECIAL

Illustration

Machines

Top of catalogue

| Item | Part no. | Change No. | Description | Remarks | Usage code | Qty |
|------|-----------|------------|--------------|--|------------|-----|
| 1 | 970/61265 | | Cover | See note 1 Sales special 7696,7938 and 8049 | | 1 |
| 2 | 970/61267 | | Gasket | | | 1 |
| 4 | 970/61266 | Superseded | Bolt | | | 8 |
| | 04/600426 | | Screw, M8x18 | | | 8 |

Note 1

Fitted to 6 speed transmission 04/600776

Machine groups

Details

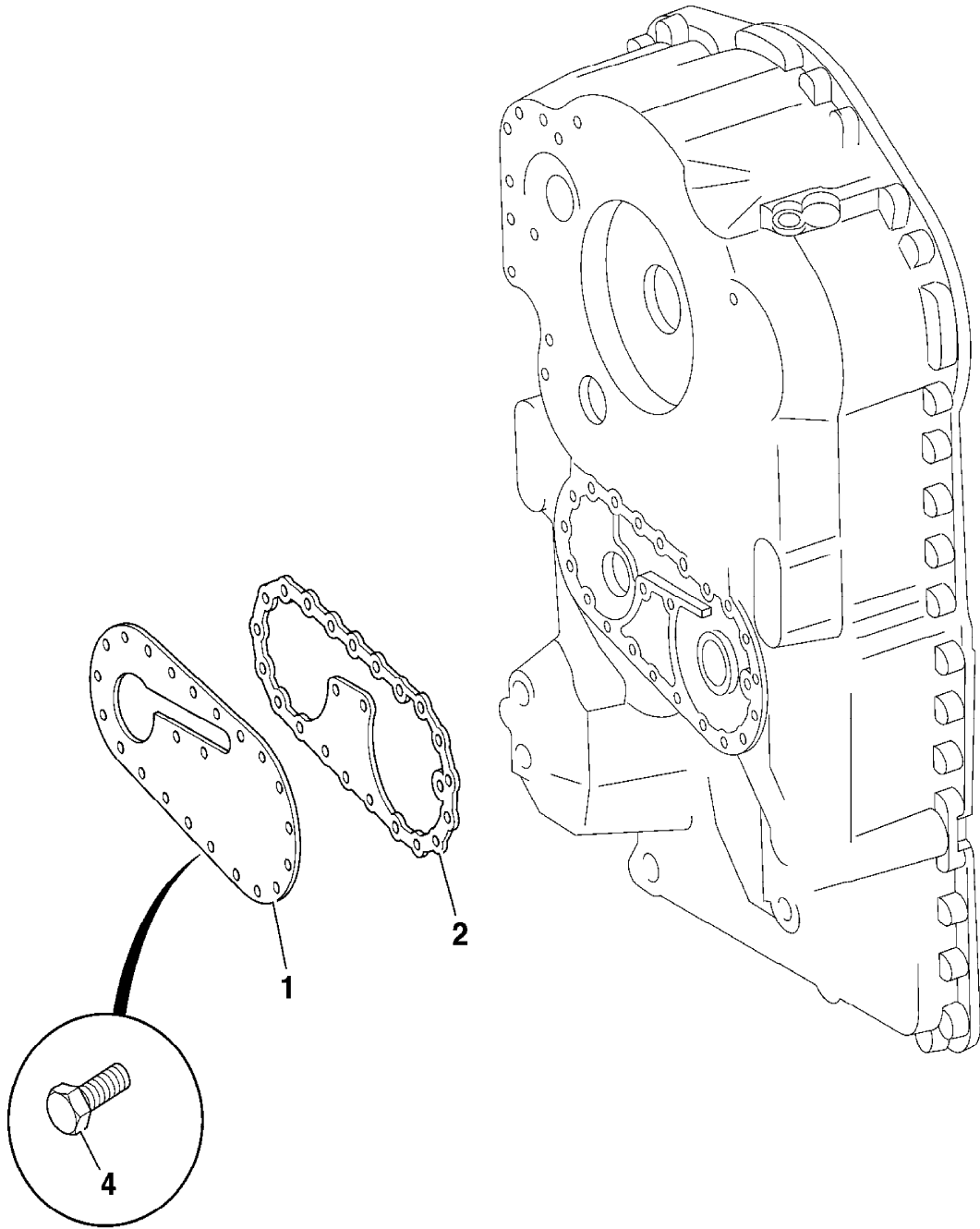
Machine group

From serial no.

To serial no.

.426

426



761630

9802/2740 F5-25-1 SENDERS, TRANSMISSION

Illustration

Machines

Top of catalogue

| Item | Part no. | Change No. | Description | Remarks | Usage code | Qty |
|------|-----------|------------|---------------------------------------|-----------|------------|-----|
| 1 | 717/20065 | | Sensor, speed | | | 3 |
| 1A | 331/42606 | | :O Ring | | | 1 |
| 2 | 717/20066 | | Sensor, speed | | | 1 |
| 2A | 04/600417 | | :O Ring | | | 1 |
| 3 | 04/600558 | | Screw, cap | | | 1 |
| 4 | 04/600282 | | Plug | | | 1 |
| 4A | 04/600283 | | :O Ring | | | 1 |
| 5 | . | | 'See Remark' | 04/600291 | | 1 |
| 6 | 828/10207 | | :O Ring | | | 1 |
| 7 | 717/20072 | | Sender, transmission, oil temperature | | | 1 |
| 7A | 828/10207 | | :O Ring | | | 1 |

Machine groups

Details

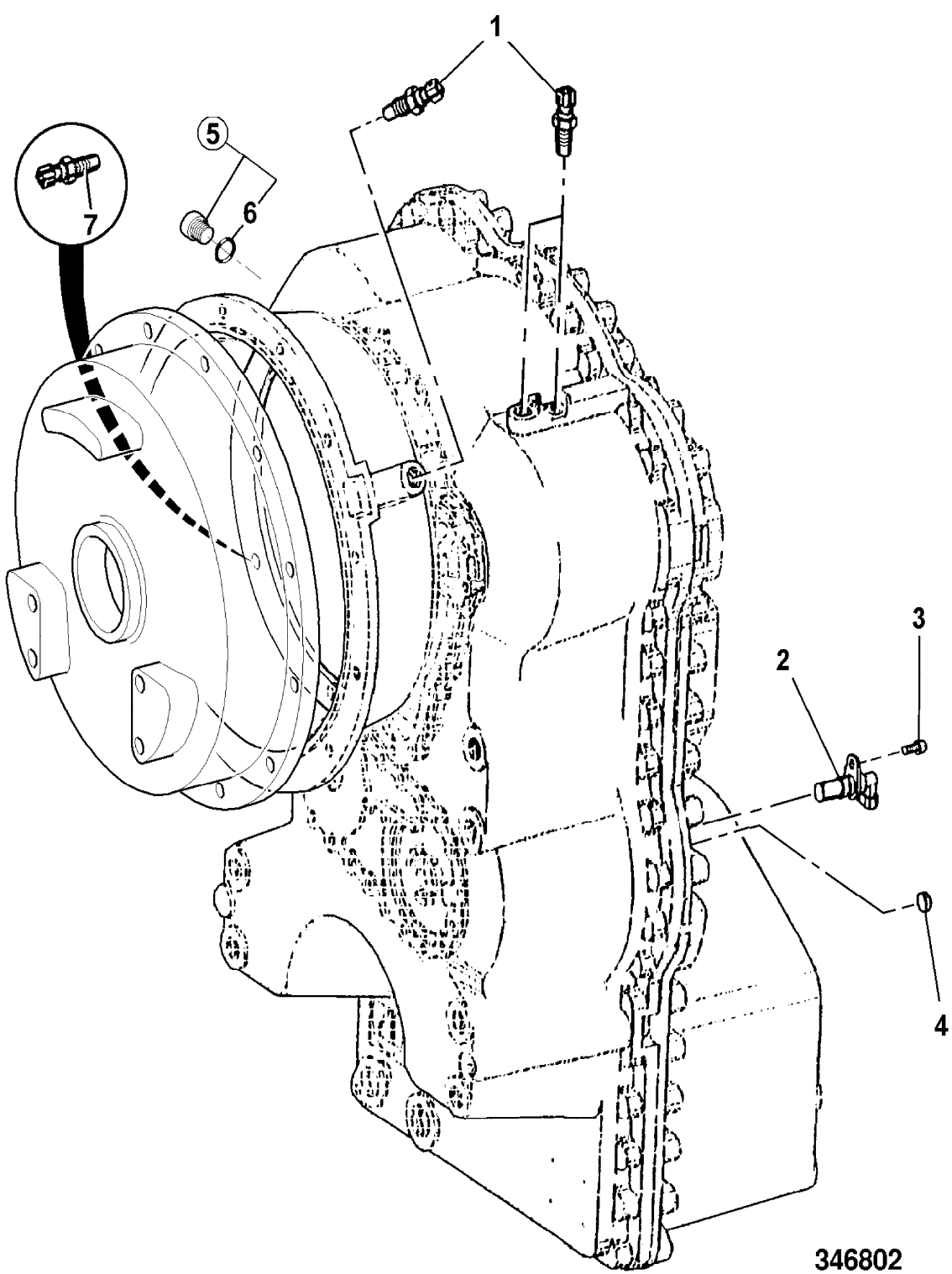
Machine group

From serial no.

To serial no.

.426

426



346802

9802/2740 F5-3-1 TORQUE CONVERTER, DRIVE PLATES

Illustration

Machines

Top of catalogue

| Item | Part no. | Change No. | Description | Remarks | Usage code | Qty |
|------|-----------|------------|---------------------------|---------|------------|-----|
| 0A | 331/17650 | | Housing, convertor | | | 1 |
| 1 | 04/600827 | Superseded | Convertor | | | 1 |
| | 04/600836 | | Converter | | | 1 |
| 2 | 04/600305 | | Bolt | | | 18 |
| 3 | 331/42498 | | Diaphragm, engine connect | | | 1 |
| 4 | 04/600546 | | Diaphragm | | | 1 |
| 5 | 826/10442 | | Bolt, M12 | | | 4 |
| 6 | 04/600567 | | Washer | | | 8 |

Machine groups

Details

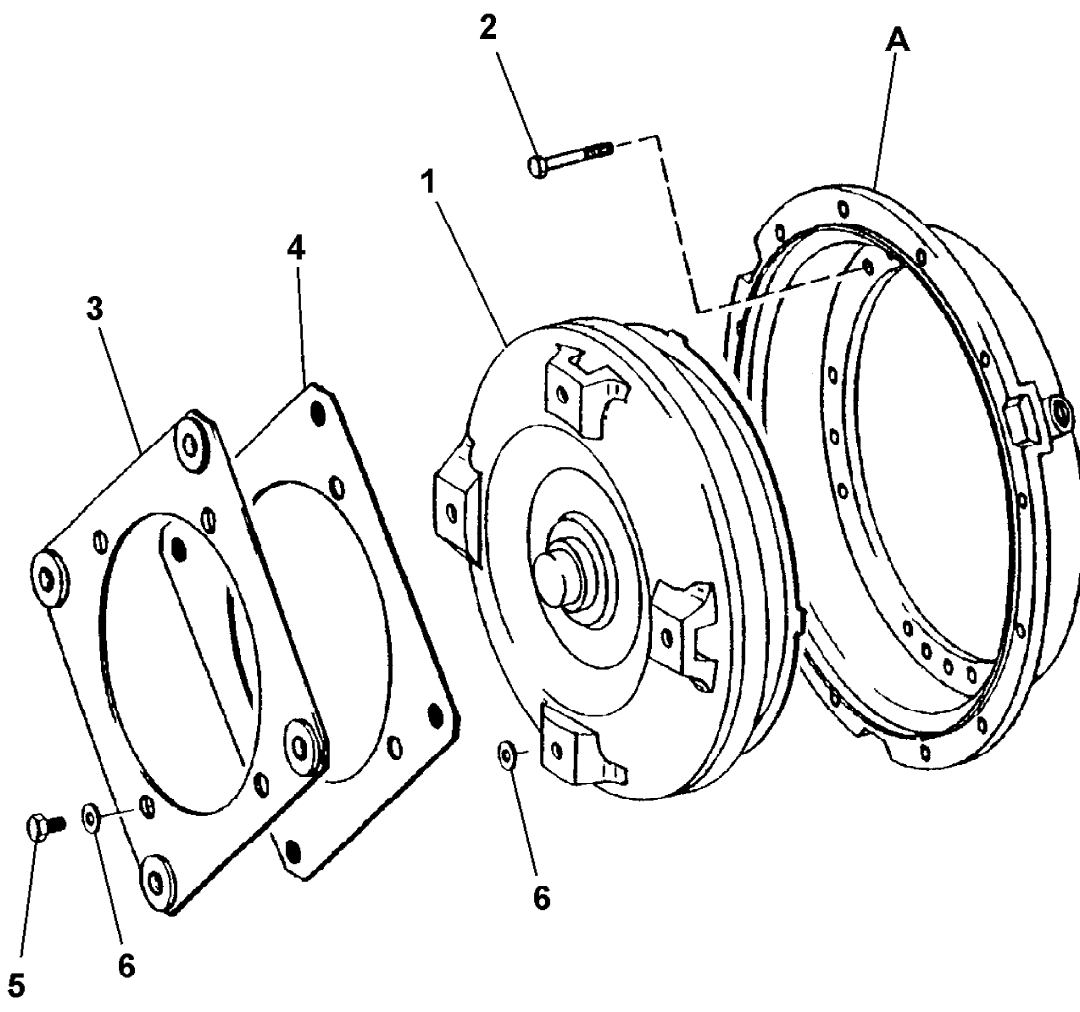
Machine group

From serial no.

To serial no.

.426

426



368560

9802/2740 F5-4-1 GEARBOX HOUSING

Illustration

Machines

Top of catalogue

| Item | Part no. | Change No. | Description | Remarks | Usage code | Qty |
|------|-----------|------------|-------------------|---------------------|------------|-----|
| 1 | 826/10446 | | Screw, cap | | | 15 |
| 2 | 826/10447 | | Screw, cap | | | 4 |
| 3 | 331/16378 | | Plate, fixing | | | 1 |
| 4 | 04/600323 | | Screw | | | 2 |
| 5 | 331/16389 | | Cover | | | 2 |
| 6 | 828/10173 | | O Ring | | | 2 |
| 7 | 04/600550 | | Stud | | | 12 |
| 8 | 04/600328 | | Nut | | | 12 |
| 9 | 32/925198 | | Plug | Seal, 828/10175 | | 1 |
| 9A | 828/10175 | | O Ring | Used with 32/925198 | | 1 |
| 10 | 32/925199 | | Plug | | | 1 |
| 10A | 828/10175 | | :O Ring | | | 1 |
| 11 | . | | 'See Remark' | Plug | | 1 |
| 12 | . | | 'See Remark' | Plug | | 1 |
| 13 | 826/10445 | | Screw, cap | | | 21 |
| 14 | 331/16385 | | Housing, oil feed | | | 1 |
| 15 | 813/10126 | | Gasket, housing | | | 1 |
| 16 | 04/600830 | | Housing, front | | | 1 |
| 17 | 04/600831 | | Housing, rear | | | 1 |
| 18 | 04/600323 | | Screw | | | 44 |
| 19 | 04/600322 | | Pin | | | 2 |
| 20 | 331/16378 | | Plate, fixing | | | 1 |
| 21 | 04/600323 | | Screw | | | 2 |
| 22 | 04/600431 | | Plate, cover | | | 1 |
| 23 | 04/600325 | | Plate, cover | | | 1 |
| 24 | 826/10450 | | Capscrew | | | 4 |
| 25 | 04/800639 | | Breather | | | 1 |

Machine groups

Details

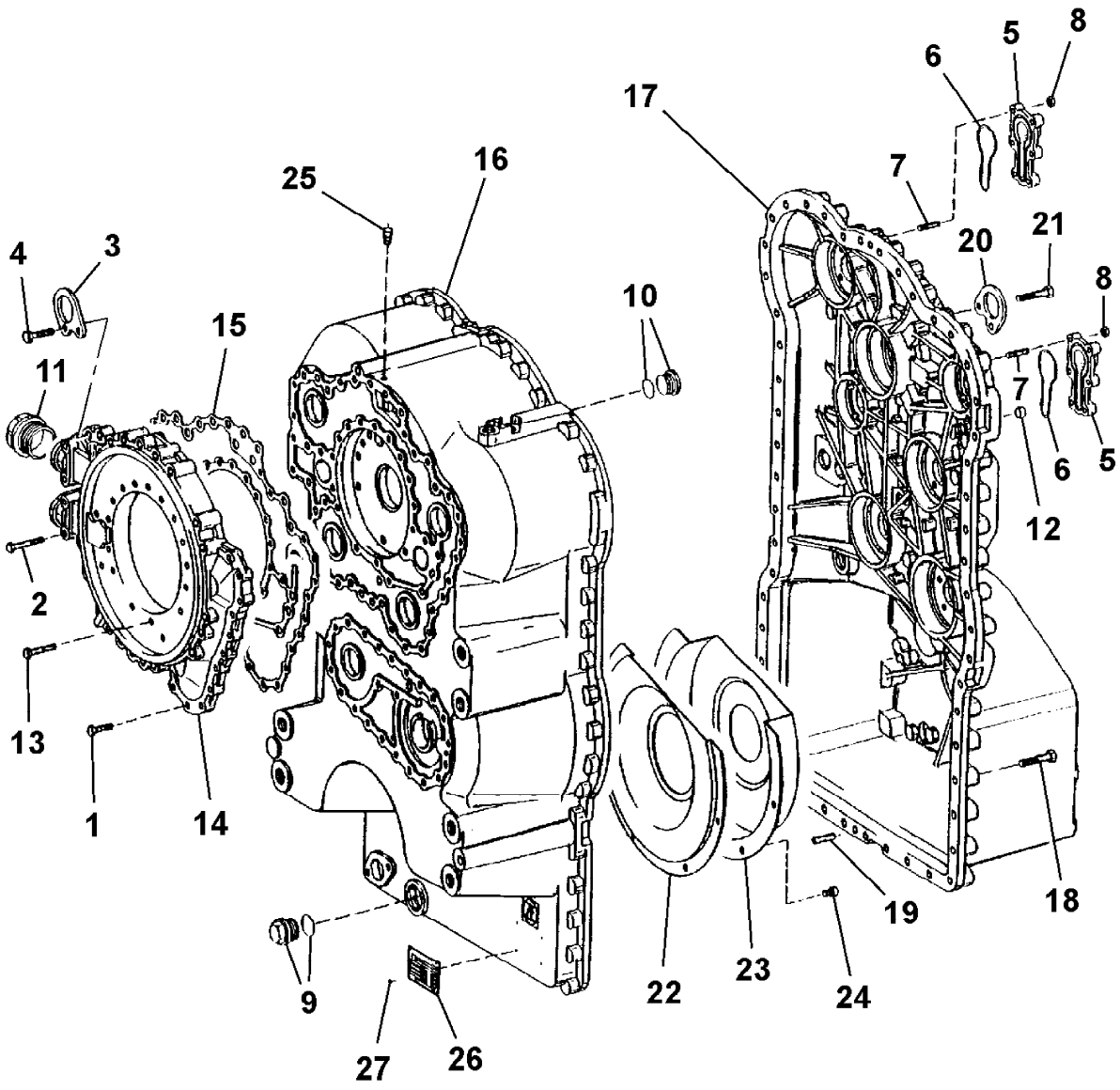
Machine group

From serial no.

To serial no.

.426

426



346630

9802/2740 F5-5-1 INPUT GROUP

Illustration

Machines

Top of catalogue

| Item | Part no. | Change No. | Description | Remarks | Usage code | Qty |
|------|-----------|------------|--------------------------|---------|------------|-----|
| 1 | 04/600317 | | Shaft, Input | | | 1 |
| 2 | 04/600626 | | Gear, input | | | 1 |
| 3 | 04/600320 | | Ring, external retaining | | | 1 |
| 4 | 914/60118 | | Shaft, turbine | | | 1 |
| 5 | 04/600318 | | Ring, snap | | | 1 |
| 6 | 907/20009 | | Bearing, roller | | | 1 |
| 7 | 907/20009 | | Bearing, roller | | | 1 |
| 8 | 04/600549 | | Ring, piston | | | 2 |
| 9 | 04/600686 | | Shaft, stator | | | 1 |

Machine groups

Details

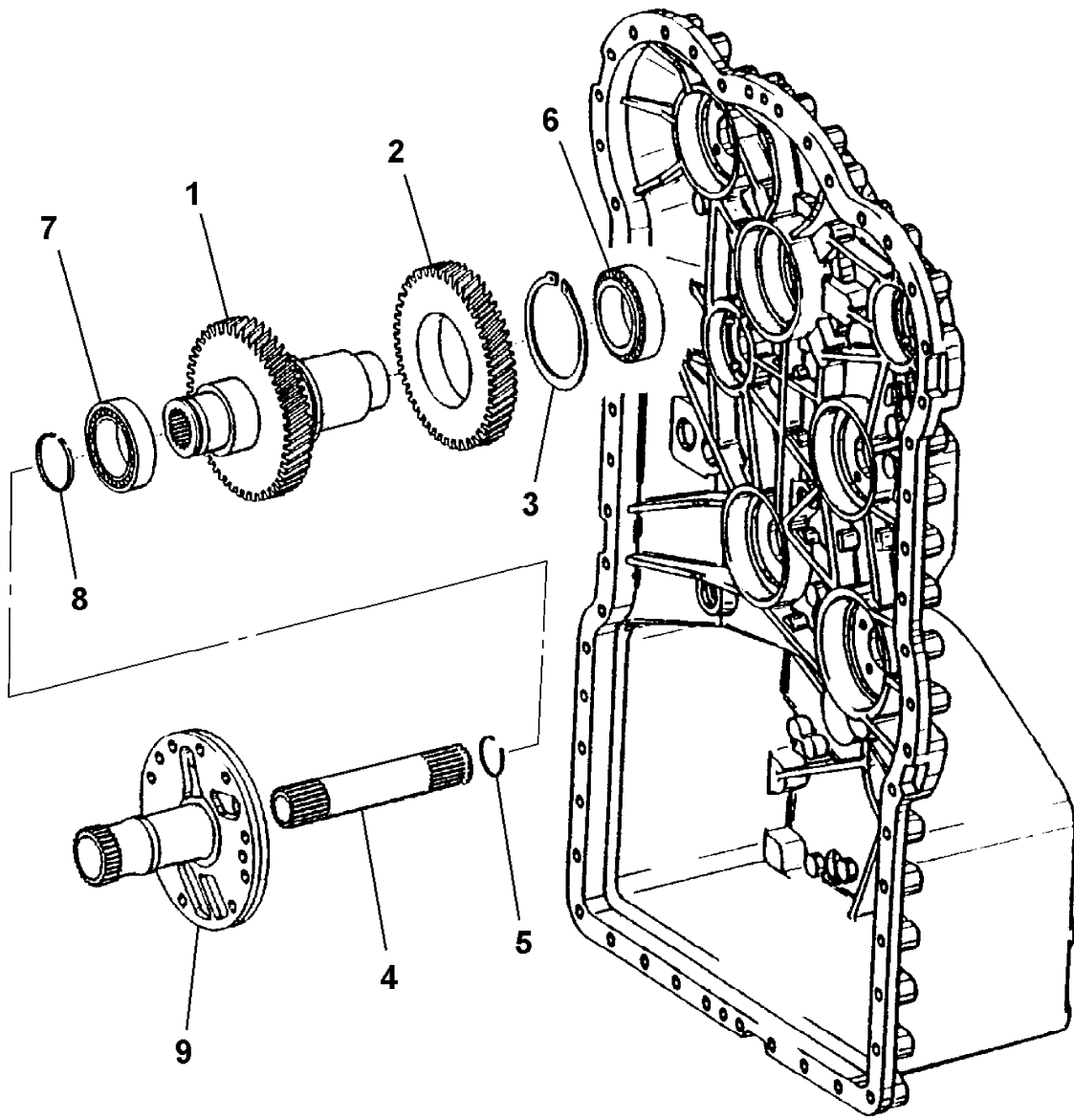
Machine group

From serial no.

To serial no.

.426

426



346610

9802/2740 F5-6-1 COUPLING GROUP, FIRST

Illustration

Machines

Top of catalogue

| Item | Part no. | Change No. | Description | Remarks | Usage code | Qty |
|------|-----------|------------|-----------------|---------|------------|-----|
| 1 | 04/600629 | | Shaft | | | 1 |
| 2 | 826/10625 | | Stud | | | 1 |
| 3 | 04/600630 | Superseded | Coupling | | | 1 |
| | 04/600849 | | Coupling | | | 1 |
| 9 | 04/600179 | | Disc | | | 1 |
| 15 | 04/600828 | | Gear, idler | | | 1 |
| 16 | 04/600179 | | Disc | | | 1 |
| 17 | 04/600180 | | Bearing, needle | | | 2 |
| 18 | 04/600181 | | Washer | | | 2 |
| 19 | 04/600335 | | Bearing, needle | | | 1 |
| 20 | 04/600183 | | Ring, retaining | | | 1 |
| 21 | 04/600232 | | Bearing, roller | | | 1 |
| 22 | 04/600232 | | Bearing, roller | | | 1 |
| 23 | 04/600186 | | Ring, piston | | | 2 |

Machine groups

Details

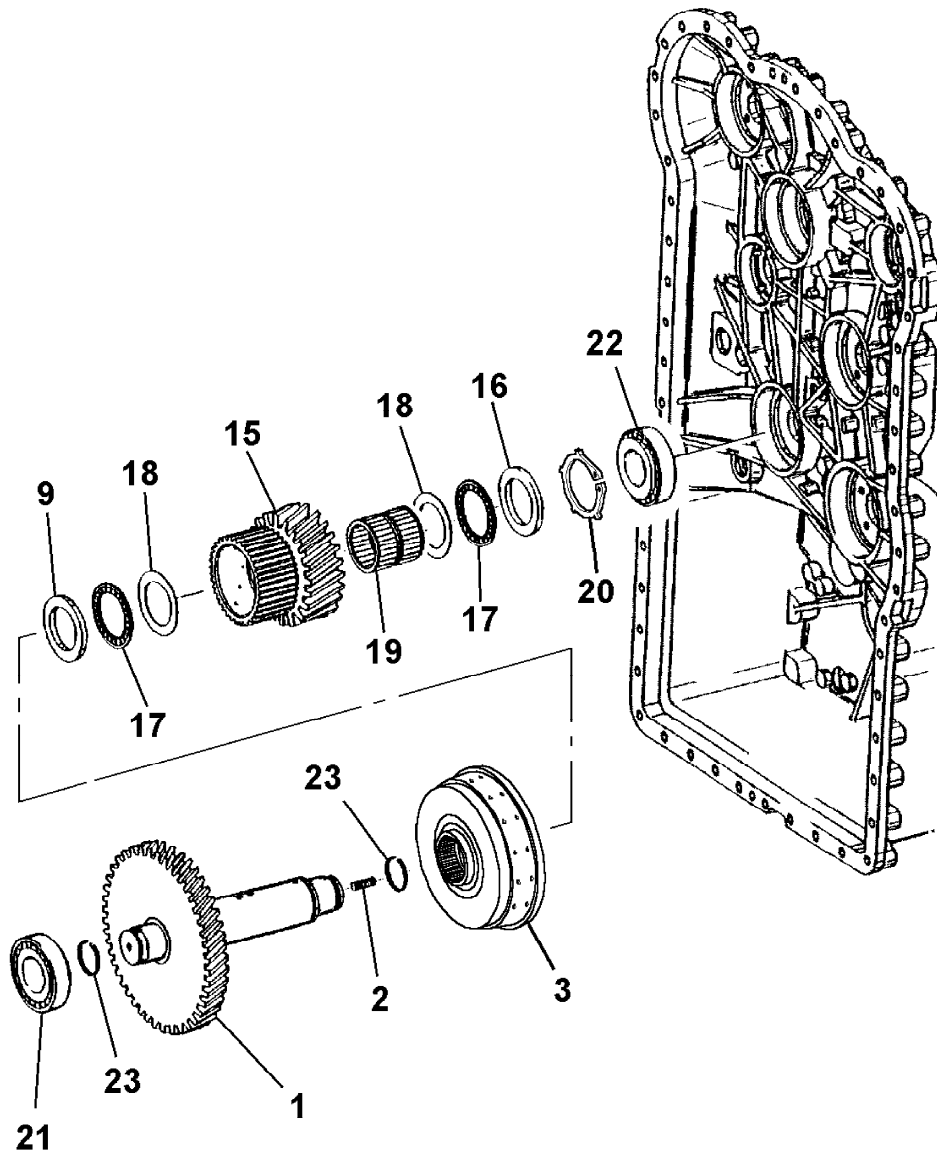
Machine group

From serial no.

To serial no.

.426

426



381930

9802/2740 F5-7-1 COUPLING GROUP, FORWARD

Illustration

Machines

Top of catalogue

| Item | Part no. | Change No. | Description | Remarks | Usage code | Qty |
|------|-----------|------------|-----------------------|---------|------------|-----|
| 1 | 04/600354 | | Gear, shaft, 55 teeth | | | 1 |
| 2 | 826/10625 | | Stud | | | 1 |
| 3 | 04/600553 | Superseded | Coupling | | | 1 |
| | 04/600856 | | Coupling | | | 1 |
| 7 | 10/907409 | | Circlip | | | 1 |
| 16 | 04/600355 | | Gear, idler, 49 teeth | | | 1 |
| 17 | 04/600236 | | Bearing, needle | | | 1 |
| 18 | 04/600552 | | Bearing, ball | | | 1 |
| 19 | 04/600238 | | Ring, retaining | | | 1 |
| 21 | 04/600232 | | Bearing, roller | | | 1 |
| 22 | 04/600232 | | Bearing, roller | | | 1 |
| 23 | 04/600186 | | Ring, piston | | | 2 |

Machine groups

Details

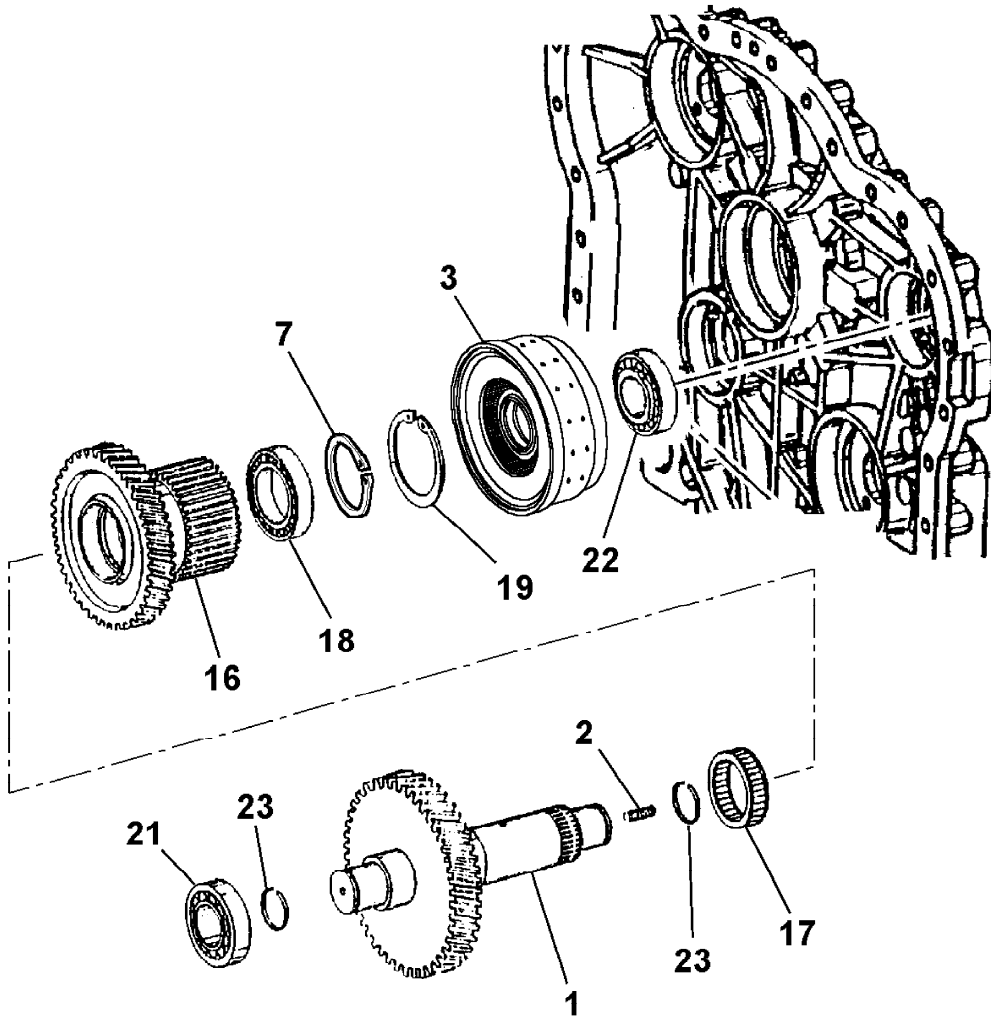
Machine group

From serial no.

To serial no.

.426

426



381970

9802/2740 F5-8-1 COUPLING GROUP, FOURTH

Illustration

Machines

Top of catalogue

| Item | Part no. | Change No. | Description | Remarks | Usage code | Qty |
|------|-----------|------------|-----------------|---------|------------|-----|
| 1 | 04/600635 | | Shaft | | | 1 |
| 2 | 04/600351 | | Gear, 61 teeth | | | 1 |
| 3 | 04/600230 | | Ring, retaining | | | 1 |
| 4 | 826/10625 | | Stud | | | 1 |
| 5 | 04/600637 | Superseded | Coupling | | | 1 |
| | 04/600855 | | Coupling | | | 1 |
| 17 | 04/600636 | | Gear, idler | | | 1 |
| 18 | 04/600339 | | Disc | | | 1 |
| 19 | 04/600340 | | Bearing | | | 2 |
| 20 | 04/600343 | | Washer, axial | | | 3 |
| 21 | 04/600344 | | Bearing | | | 2 |
| 22 | 10/904344 | | Ring, retaining | | | 1 |
| 23 | 04/600232 | | Bearing, roller | | | 1 |
| 24 | 04/600232 | | Bearing, roller | | | 1 |
| 25 | 04/600186 | | Ring, piston | | | 2 |

Machine groups

Details

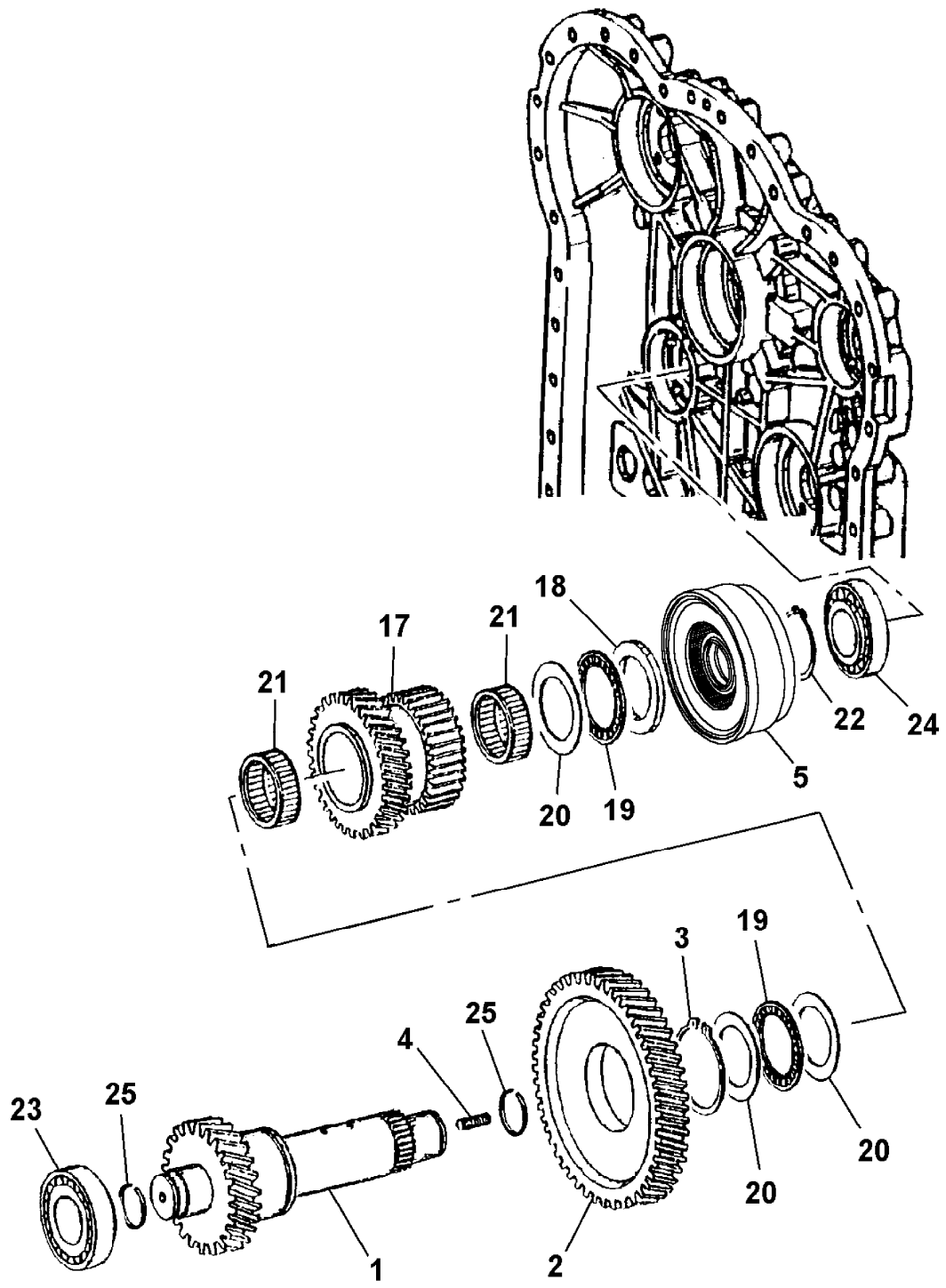
Machine group

From serial no.

To serial no.

.426

426



381960

9802/2740 F5-9-1 COUPLING GROUP, REVERSE

Illustration

Machines

Top of catalogue

| Item | Part no. | Change No. | Description | Remarks | Usage code | Qty |
|------|-----------|------------|-----------------------|---------|------------|-----|
| 1 | 04/600357 | | Gear, shaft, 58 teeth | | | 1 |
| 2 | 826/10625 | | Stud | | | 1 |
| 3 | 04/600553 | Superseded | Coupling | | | 1 |
| | 04/600856 | | Coupling | | | 1 |
| 16 | 04/600355 | | Gear, idler, 49 teeth | | | 1 |
| 17 | 04/600236 | | Bearing, needle | | | 1 |
| 18 | 04/600552 | | Bearing, ball | | | 1 |
| 19 | 04/600238 | | Ring, retaining | | | 1 |
| 20 | 10/907409 | | Circlip | | | 1 |
| 21 | 04/600232 | | Bearing, roller | | | 1 |
| 22 | 04/600232 | | Bearing, roller | | | 1 |
| 23 | 04/600186 | | Ring, piston | | | 2 |

Machine groups

Details

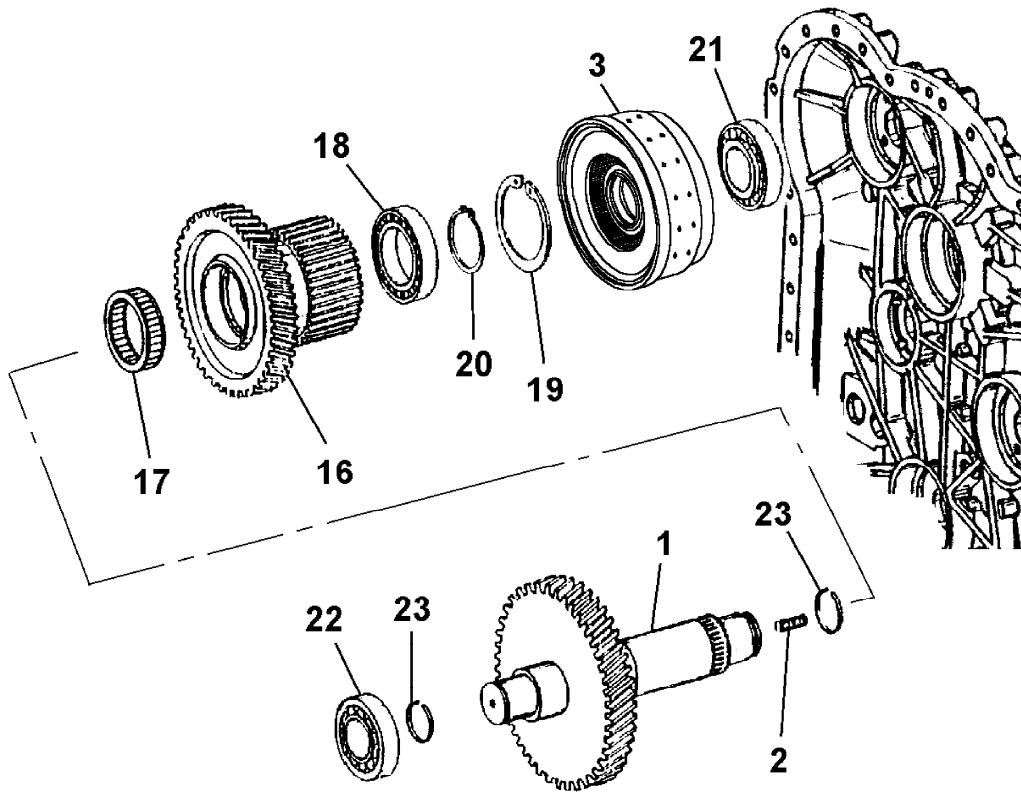
Machine group

From serial no.

To serial no.

.426

426



381990

9802/2740 F6-1-1 COOLER, OIL, TRANSMISSION

Illustration

Machines

Top of catalogue

| Item | Part no. | Change No. | Description | Remarks | Usage code | Qty |
|------|------------|------------|--------------------------|------------|------------|-----|
| 0A | 30/925865 | | Cooler, transmission oil | | | 1 |
| 1 | 616/80214 | | Hose, bottom rad. | Cooler out | | 1 |
| 2 | 616/80131 | | Hose | Cooler in | | 1 |
| 3 | 816/00018 | | Adapter, 90 Degree | | | 2 |
| 4 | 264/01001 | | Clamp | | | 4 |
| 5 | 1391/3408D | | Capscrew | | | 8 |
| 6 | 2401/0210 | | O Ring | | | 2 |
| 7 | 821/00186 | | Clamp, top | | | 2 |
| 8 | 821/00187 | | Clamp, base | | | 2 |
| 9 | 821/00188 | | Insert, clamp | | | 2 |
| 10 | 1315/0405D | | Setscrew | | | 2 |
| 11 | 1420/0008D | | Washer, M10 | | | 4 |

Machine groups

Details

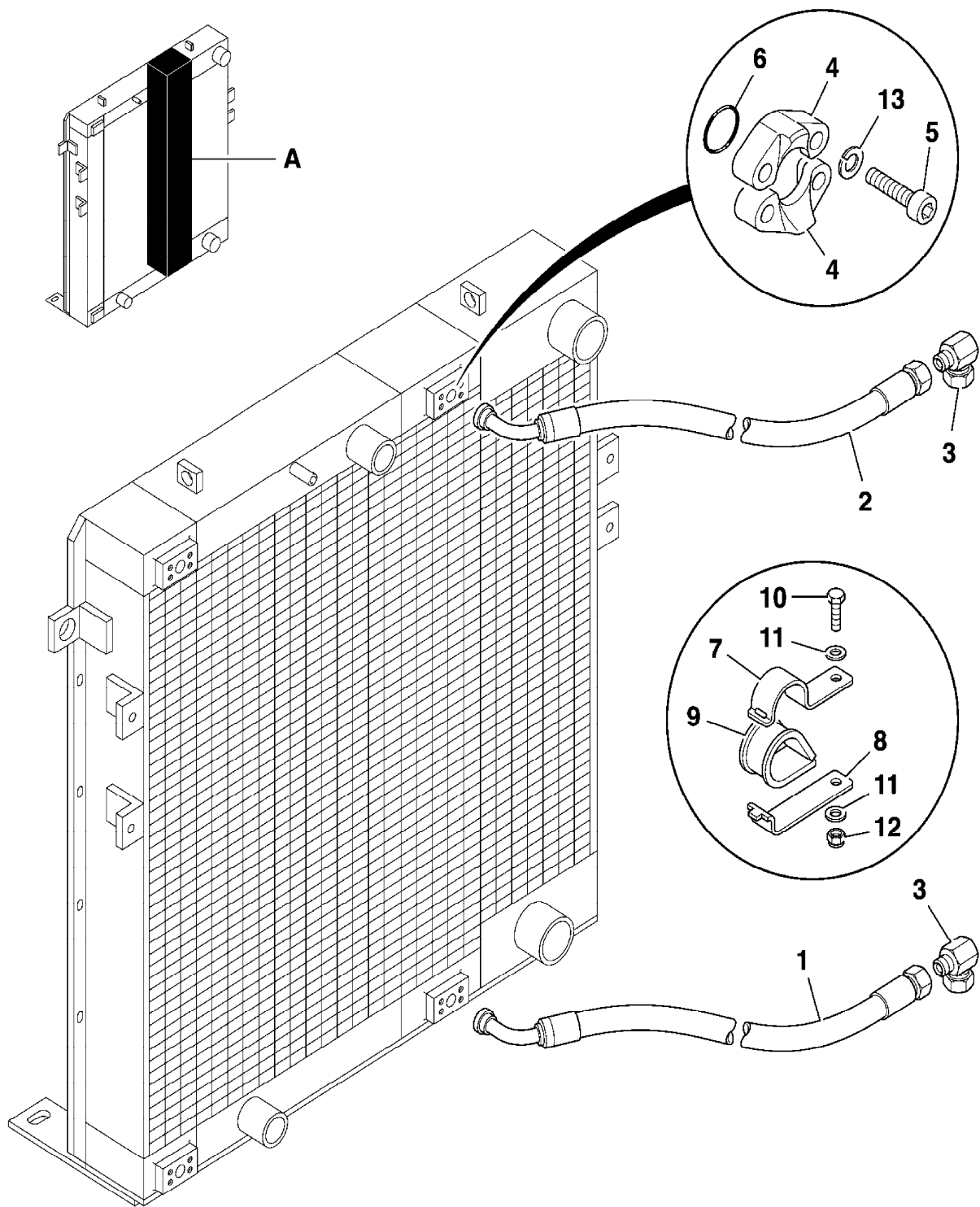
Machine group

From serial no.

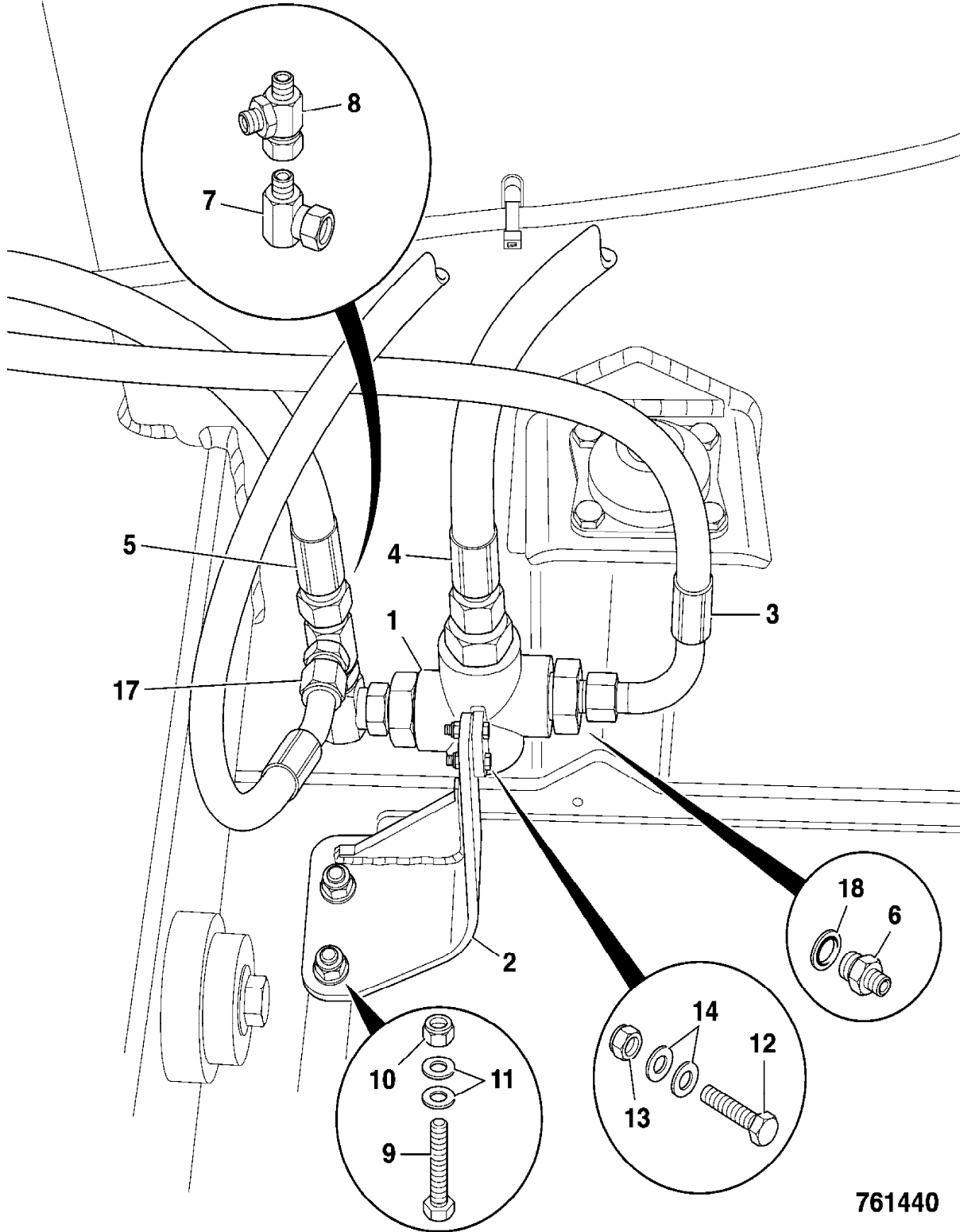
To serial no.

.426

426



790970



761440

9802/2740 G1-1-1 VALVE, BRAKE

Illustration

Machines

Top of catalogue

| Item | Part no. | Change No. | Description | Remarks | Usage code | Qty |
|------|-----------|--------------|---|------------------------------|------------|-----|
| 1 | 15/911800 | toS/N1231581 | Valve, brake | | | 1 |
| | 25/223164 | | Valve, brake | Replaces 15/911800 | | 1 |
| 2 | 816/15160 | | Adapter, M18x3/8" BSP | | | 2 |
| 3 | 816/15119 | | Adapter, M16x3/8 BSP | | | 4 |
| 3A | 1406/0015 | | :Washer, seal | | | 4 |
| 4 | 816/15132 | | Adapter | | | 1 |
| 5 | 1406/0011 | | Seal, bonded | | | 2 |
| 6 | 701/74200 | | Switch, pressure, thread=M12, brake trans/dump | Transmission dump | | 1 |
| 7 | 701/74100 | | Switch, pressure, thread=M12, brake light | | | 1 |
| 8 | 701/74000 | | Switch, brake low pressure, accumulator, thr=M10 | | | 1 |
| 10 | 816/55057 | | Adapter, tee | | | 2 |
| 11 | . | | 'See Remark' | plug supplied with item 1 | | 1 |
| 12 | 816/15132 | | Adapter | | | 1 |
| 13 | 993/99008 | | Washer, dowty, M18 | | | 1 |
| 14 | 816/40016 | | Adapter, 90 | | | 1 |
| 15 | 715/02300 | | Connector, cap | | | 1 |
| 31 | 1612/0004 | | Adapter, male/female | | | 1 |

Machine groups

Details

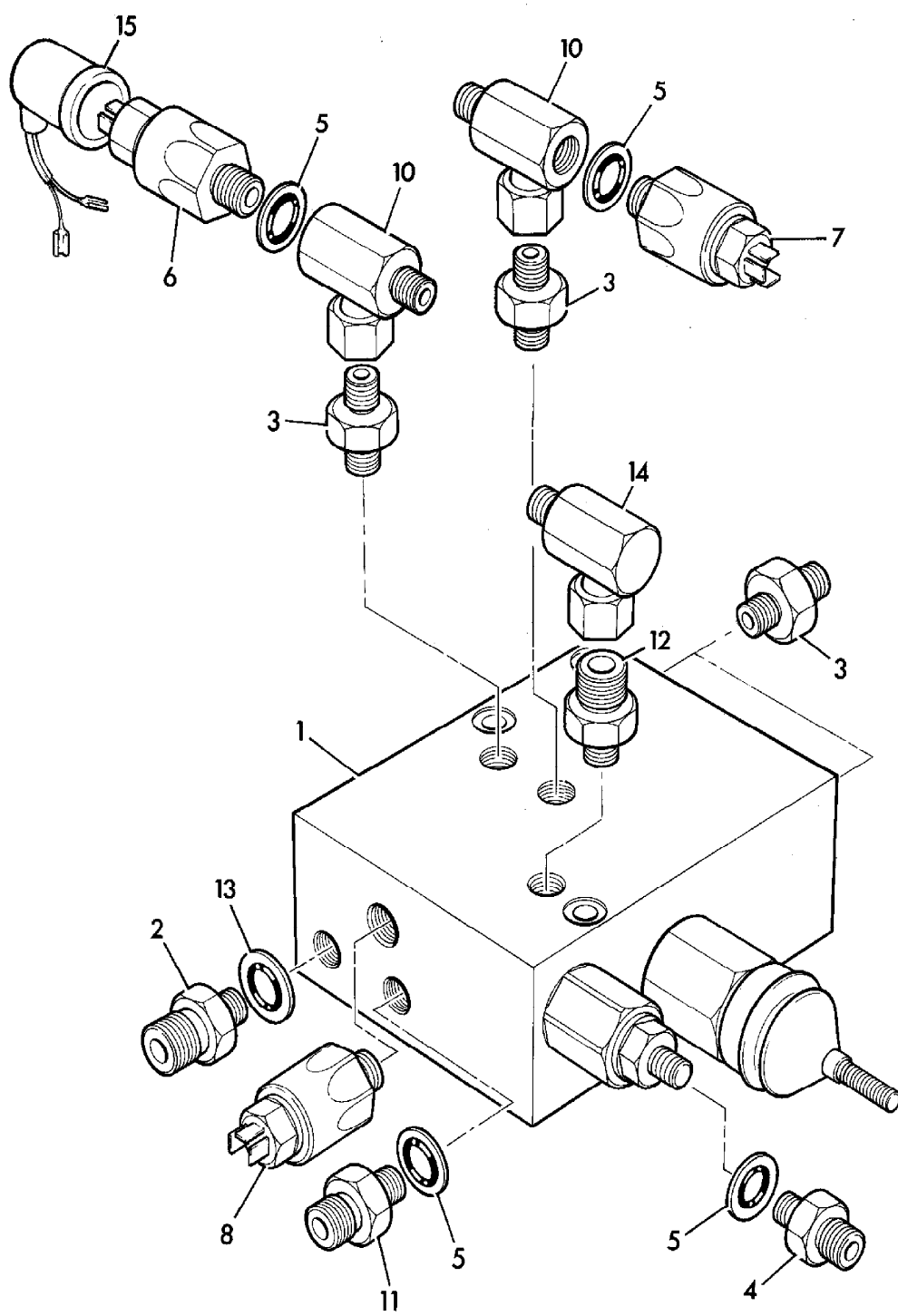
Machine group

From serial no.

To serial no.

.426

426



202121

9802/2740 G1-2-1 VALVE, BRAKE

Illustration

Machines

Top of catalogue

| Item | Part no. | Change No. | Description | Remarks | Usage code | Qty |
|------|-----------|--------------|--------------|-----------------------|------------|-----|
| 1 | 15/911800 | toS/N1231581 | Valve, brake | | | 1 |
| | 25/223164 | | Valve, brake | Replaces 15/911800 | | 1 |
| 2 | 15/911501 | | Kit, seal | | | 1 |

Machine groups

Details

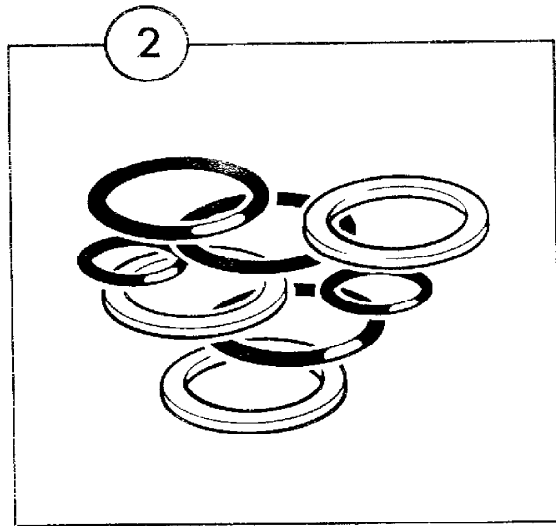
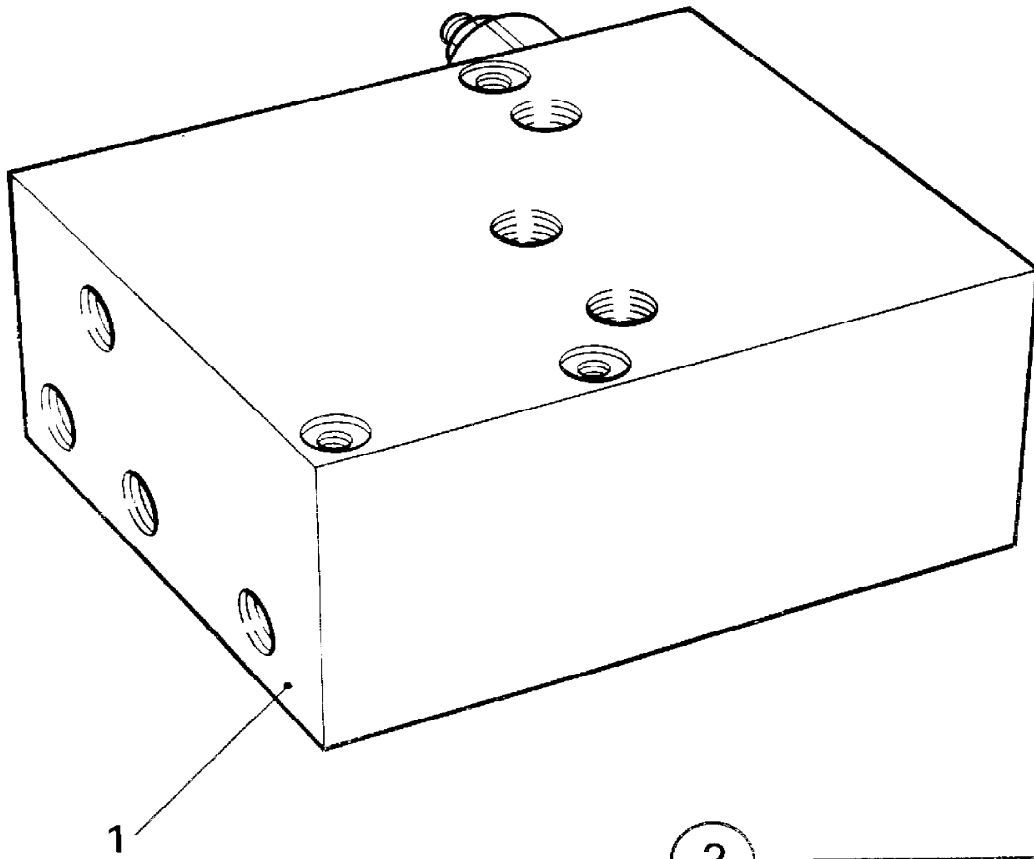
Machine group

From serial no.

To serial no.

.426

426



201510

9802/2740 G1-3-1 BRAKE, PARKING, CONTROL

Illustration

Machines

Top of catalogue

| Item | Part no. | Change No. | Description | Remarks | Usage code | Qty |
|------|------------|------------|---------------------------------|---------|------------|-----|
| 1 | 331/21033 | | Gaiter, handbrake | | | 1 |
| 2 | 331/17991 | | Lever, Parking Brake | | | 1 |
| 2A | 252/18501 | | :Grip, hand, black | | | 1 |
| 3 | 331/21066 | | Plate, gaiter | | | 1 |
| 4 | 826/01560 | | Screw, button head, M6x25 | | | 11 |
| 5 | 2410/1113 | | Grommet | | | 1 |
| 6 | 701/72500 | | Switch | | | 1 |
| 7 | 1315/3312D | | Bolt | | | 2 |
| 8 | 1370/0203D | | Nut, lock | | | 4 |
| 9 | 1420/0007D | | Washer, M8 plain | | | 13 |
| 10 | 910/50400 | | Cable, parking brake | | | 1 |
| 11 | 913/02300 | | :Clevis, assembly | | | 2 |
| 12 | 2000/0030 | | :Gaiter | | | 2 |
| 13 | 826/00627 | | :Clip, 'E' | | | 2 |
| 14 | 1340/0102Z | | :Nut | | | 2 |
| 15 | 826/10836 | | Screw, shouldered | | | 1 |
| 16 | 1420/0006D | | Washer, M6 plain | | | 1 |
| 17 | 1370/0103D | | Nut, M6 lock | | | 1 |
| 18 | 826/10837 | | Screw, shouldered, M6 x 30 | | | 1 |
| 19 | 1420/0006D | | Washer, M6 plain | | | 1 |
| 20 | 1370/0103D | | Nut, M6 lock | | | 1 |
| 21 | 335/01751 | | Bracket, handbrake | | | 1 |
| 22 | 1315/0305D | | Screw, set M8x20 | | | 5 |
| 23 | 826/10879 | | Nut, M6 | | | 11 |
| 24 | 335/09527 | | Plate, mounting, parkbrake | | | 1 |
| 25 | 331/50940 | | Plate, cover | | | 1 |
| 26 | 826/10977 | | Nut, rivet, M8 Hex, low profile | | | 5 |
| 27 | 331/51082 | | Plate, cover | | | 1 |
| 28 | 1315/0310D | | Setscrew, M8 x 40mm long | | | 1 |
| 29 | 1315/0311D | | Setscrew, M8x45 | | | 1 |
| 30 | 265/01570 | | Boss | | | 1 |

9802/2740 G1-4-1 BRAKE PEDAL

Illustration

Machines

Top of catalogue

| Item | Part no. | Change No. | Description | Remarks | Usage code | Qty |
|------|------------|------------|-------------------------|---------|------------|-----|
| 1 | 268/40142 | | Pedal, brake | | | 1 |
| 2 | 265/00172 | | Pad, brake pedal | | | 1 |
| 3 | 830/00330 | | Tube, pivot | | | 1 |
| 4 | 831/00064 | | Bush, self lubricating | | | 2 |
| 5 | 814/00376 | | Spring, brake pedal | | | 1 |
| 6 | 1315/3420Z | | Bolt, M10 X 100 | | | 1 |
| 7 | 1370/0303Z | | Nut, lock, M10 | | | 1 |
| 8 | 1420/0008Z | | Washer, Plain M10 | | | 1 |
| 9 | 1391/3307Z | | Capscrew | | | 1 |
| 10 | 1370/0202Z | | Nut, M8 | | | 1 |
| 11 | 265/00286 | | Gaiter, single lever | | | 1 |
| 12 | 826/01144 | | Tie, cable, 200mm long | | | 1 |
| 13 | 1315/3314Z | | Bolt | | | 1 |
| 14 | 1370/0201Z | | Nut, M8 | | | 1 |
| 15 | 1414/0011Z | | Washer, 2 BA | | | 4 |
| 16 | 157/25402 | | Plate, retaining gaiter | | | 1 |
| 17 | 1360/0202Z | | Screw, 2 B.A. x 1/2" | | | 4 |

Machine groups

Details

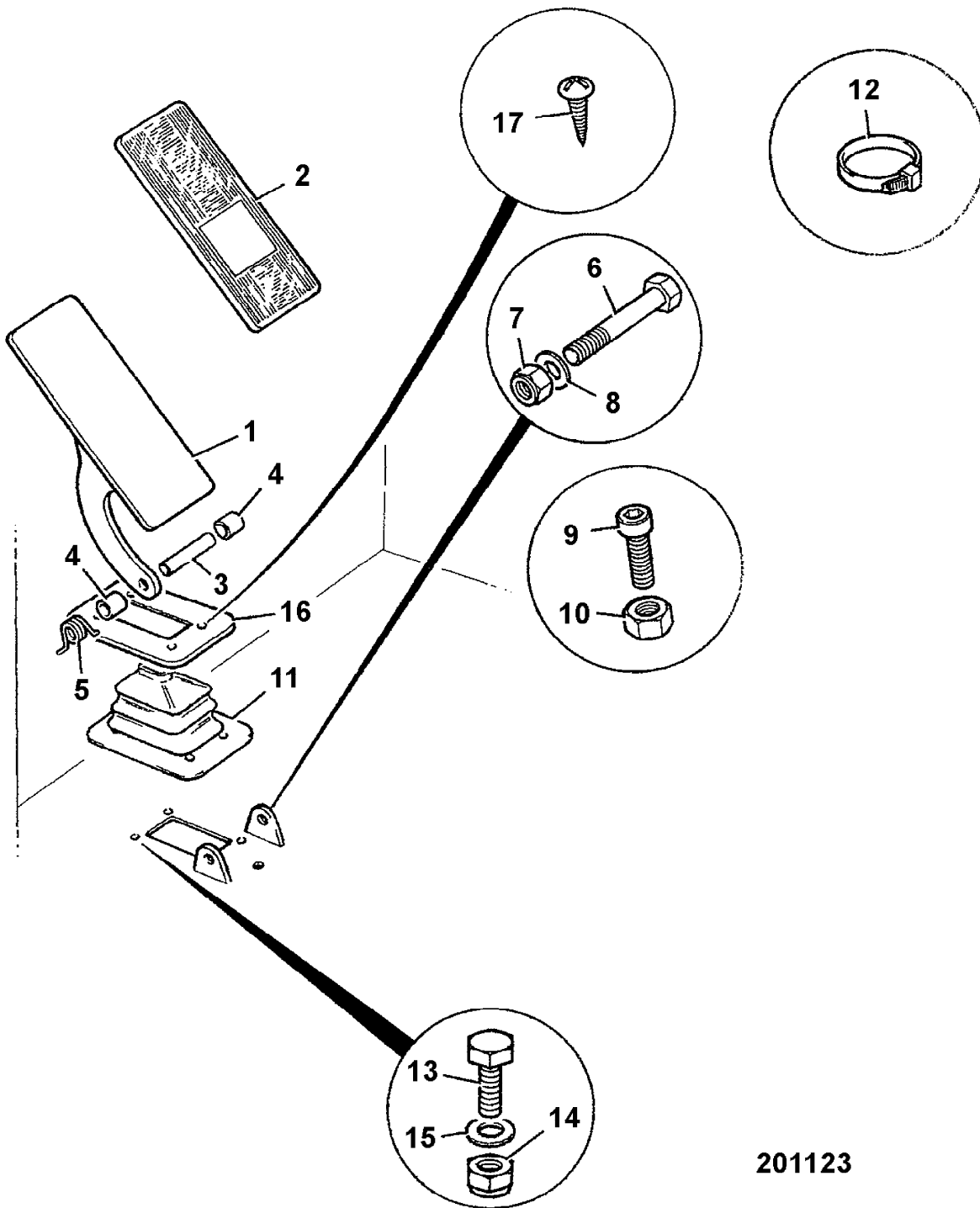
Machine group

From serial no.

To serial no.

.426

426



201123

| | | | | | | |
|----|------------|--|----------------------------|------------|--|---|
| 18 | 613/31900 | | Hose, 1/2" BSP x 620mm lg. | | | 1 |
| 22 | 821/00180 | | Clamp, top | | | 2 |
| 23 | 821/00181 | | Clamp, base | | | 2 |
| 24 | 821/00182 | | Insert, clamp | | | 2 |
| 26 | 816/55063 | | Block, tee | | | 2 |
| 27 | 1315/3409D | | Bolt, M10 x 35mm long | | | 1 |
| 28 | 1315/3412D | | Bolt, M10 x 50 | | | 1 |
| 30 | 1370/0303D | | Nut, M10 | | | 2 |
| 31 | 1420/0008D | | Washer, M10 | | | 2 |
| 32 | . | | 'See Remark' | Not fitted | | 1 |
| 33 | 816/50033 | | Adapter, tee , F/M/M | | | 2 |
| 34 | 264/00202 | | Bracket | | | 1 |
| 42 | 1370/0302D | | Nut, thin | | | 1 |
| 49 | 826/01797 | | Bolt, 'U' | | | 4 |
| 50 | 1370/0103D | | Nut, M6 lock | | | 8 |
| 51 | 1420/0006D | | Washer, M6 plain | | | 8 |
| 53 | 612/23800 | | Hose | | | 2 |
| 54 | 816/40006 | | Adapter, 90 deg | | | 2 |

Machine groups

Details

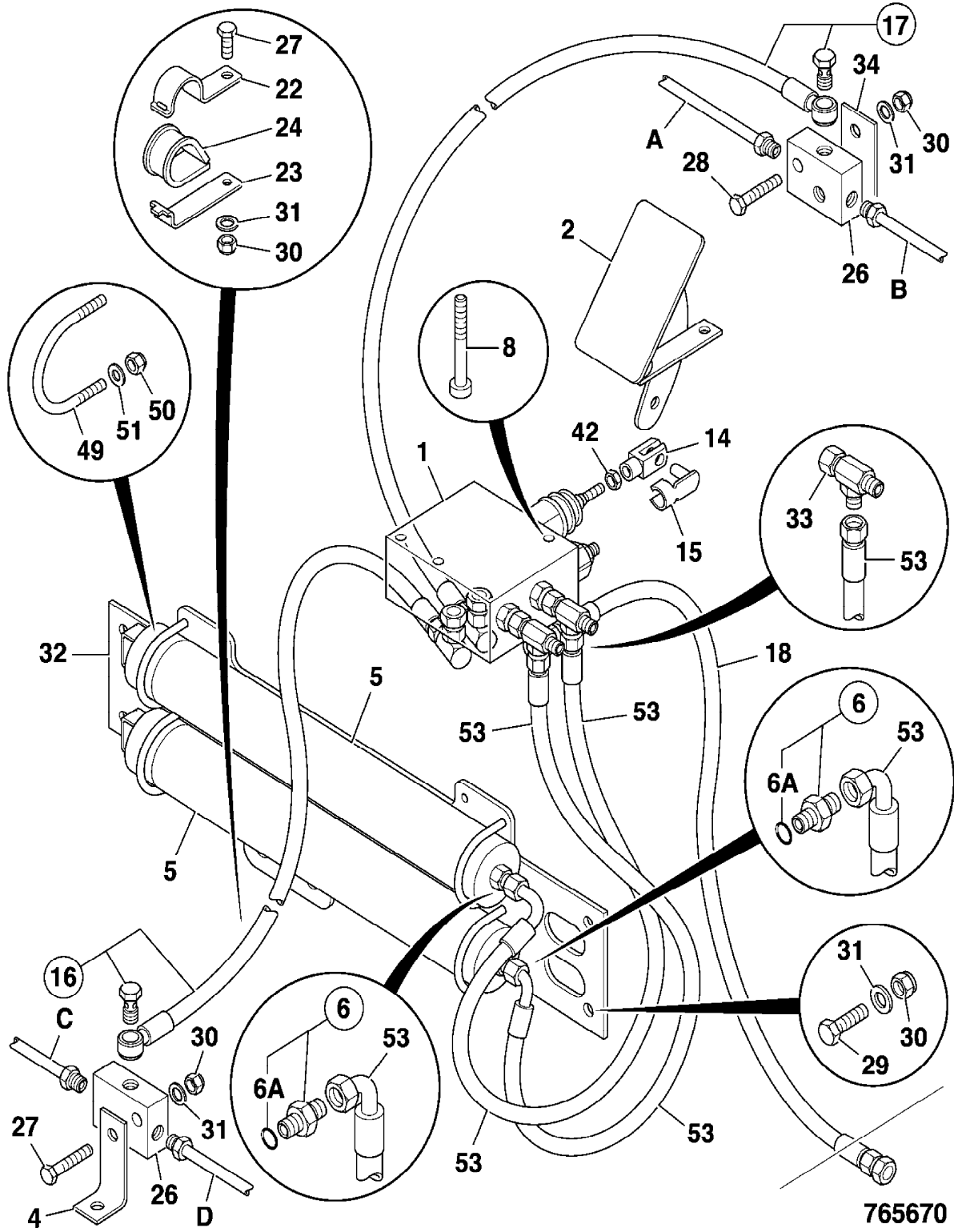
Machine group

From serial no.

To serial no.

.426

426



9802/2740 G1-7-1 BRAKE CALIPER, PARKING

Illustration

Machines

Top of catalogue

| Item | Part no. | Change No. | Description | Remarks | Usage code | Qty |
|------|------------|------------|----------------------------|------------|------------|-----|
| 1 | 15/920272 | | Brake, Caliper,Parkbrake | See G1-8-2 | | 1 |
| 2 | 15/920120 | | Disc, parking brake | | | 1 |
| 3 | 331/13829 | | Bracket, mounting | | | 1 |
| 4 | 829/30428 | | Spacer | | | 4 |
| 5 | 1315/3613Z | | Bolt, M14 X 55 | | | 4 |
| 6 | 1420/0010Z | | Washer, plain | | | 4 |
| 7 | 1315/3718Z | | Bolt, M16 x 80 | | | 2 |
| 8 | 823/00603 | | Washer, hardened, M16 | | | 4 |
| 8A | 15/915204 | | :Kit, rotor | | | 1 |
| 9 | 1370/0603Z | | Nut, M16 | | | 2 |
| 10 | 826/10837 | | Screw, shouldered, M6 x 30 | | | 1 |
| 11 | 1420/0006Z | | Washer, M6 | | | 1 |
| 12 | 1370/0103Z | | Nut, Self lock, M6 | | | 1 |
| 13 | 4101/0602 | | Fluid, locking | | | 1 |

Machine groups

Details

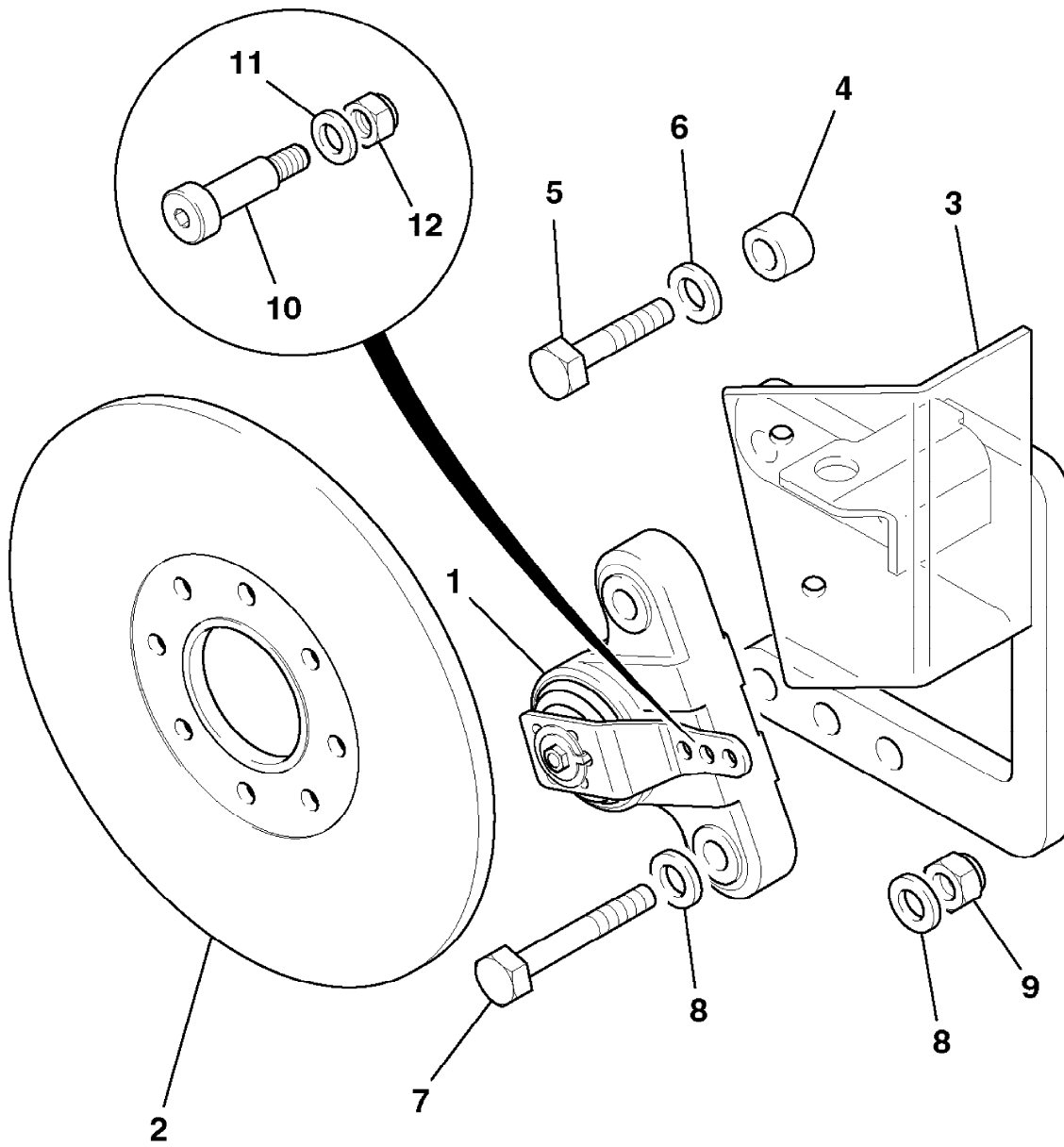
Machine group

From serial no.

To serial no.

.426

426



348710

9802/2740 G1-8-1 BRAKE,PARKING, CALIPER COMPONENTS

Illustration

Machines

Top of catalogue

| Item | Part no. | Change No. | Description | Remarks | Usage code | Qty |
|------|-----------|------------|--------------------------|------------|------------|-----|
| 1 | 15/920272 | | Brake, Caliper,Parkbrake | | | 1 |
| 2 | N.S.P | | :None serviced part | | | 1 |
| 3 | 15/920314 | | :Kit, lever | | | 1 |
| 4 | 15/920289 | | ::Kit-bolt, torx head | | | 1 |
| 5 | 15/920315 | | :Kit, spring | | | 1 |
| 6 | 15/920293 | | :Kit-bush | | | 1 |
| 7 | 478/00844 | | :Kit-bearing | | | 1 |
| 8 | 15/915204 | | :Kit, rotor | | | 1 |
| 9 | 15/920292 | | ::Kit-seal | | | 1 |
| 10 | N.L.A | | :::No longer available | Use item 9 | | 1 |
| 11 | N.L.A | | :::No longer available | Use item 9 | | 1 |
| 12 | 15/920103 | | :Kit-pad, brake Pad | | | 1 |

Machine groups

Details

Machine group

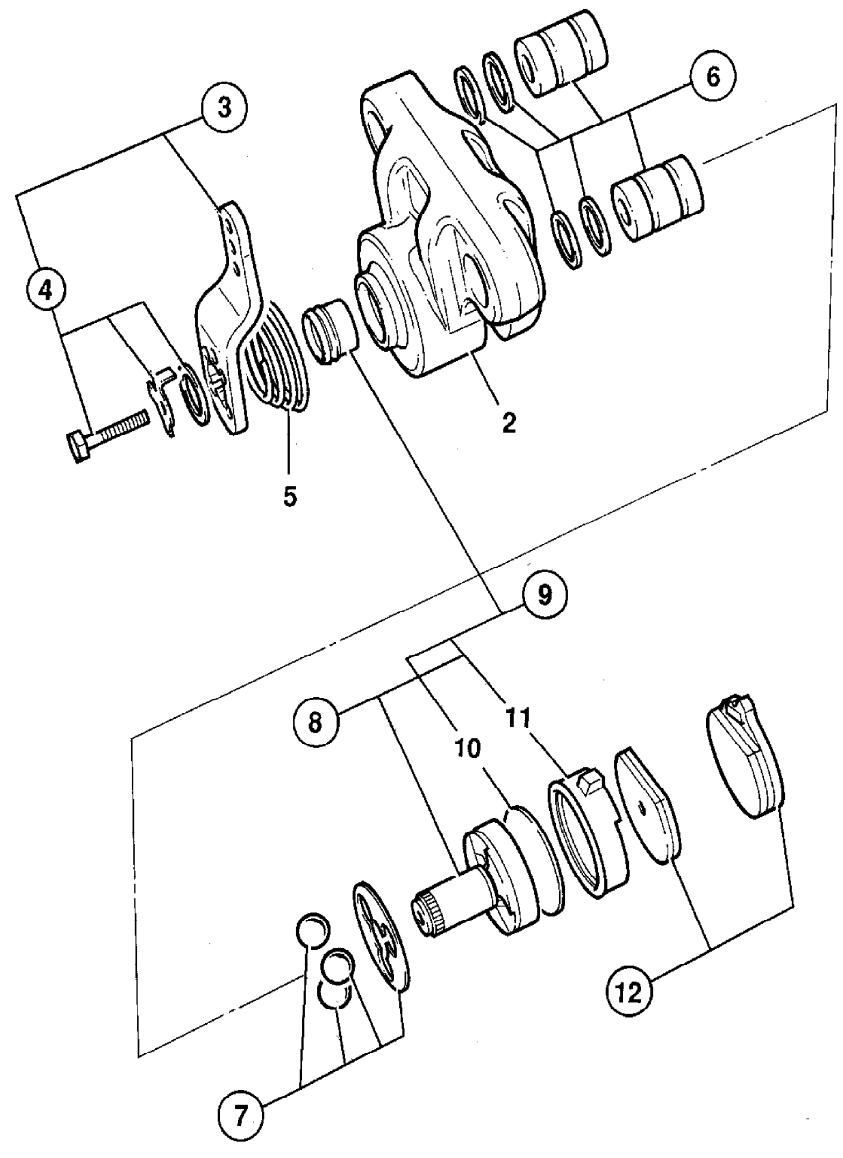
From serial no.

To serial no.

.426

426

1



231481

9802/2740 G1-9-1 TRAILER BRAKING, SALES SPECIAL

Illustration

Machines

Top of catalogue

| Item | Part no. | Change No. | Description | Remarks | Usage code | Qty |
|------|-----------|------------|----------------------------|--------------------|------------|-----|
| 1 | 45/902800 | | Coupling, male, 1/2"bsp QR | Sales special 8088 | | 1 |
| 2 | 612/03000 | | Hose | | | 1 |
| 3 | 816/50033 | | Adapter, tee , F/M/M | | | 1 |
| 5 | 828/00144 | | Grommet | For chassis hole | | 1 |

Machine groups

Details

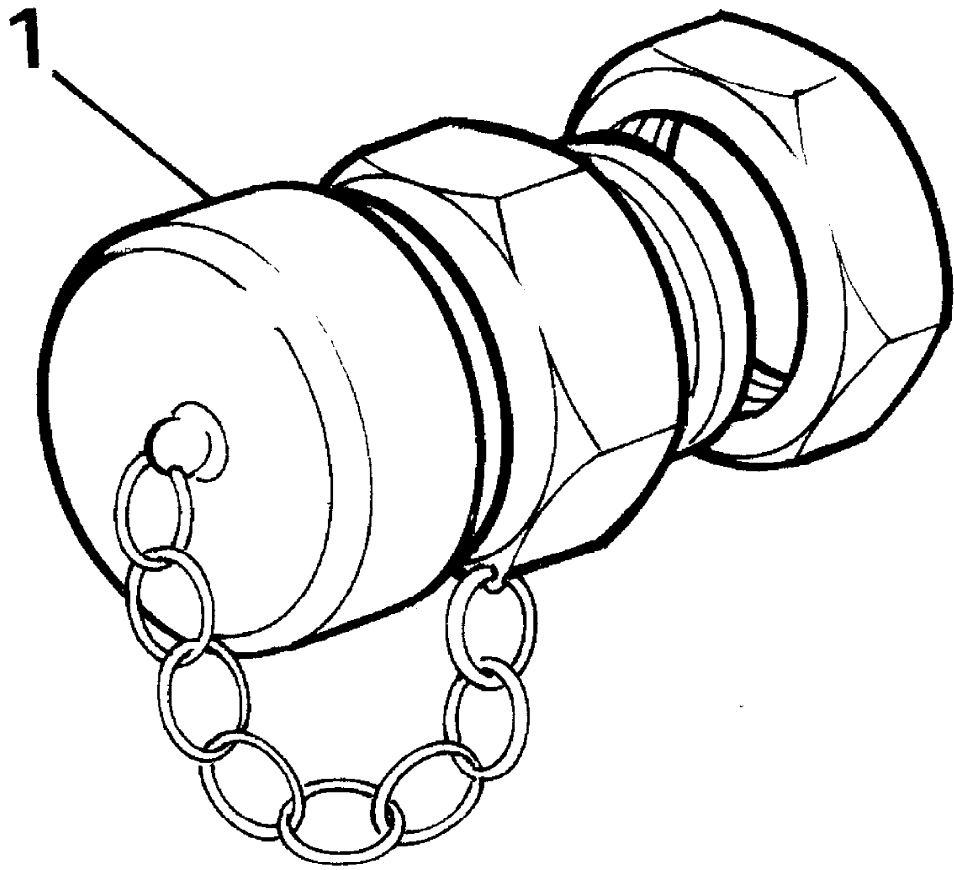
Machine group

From serial no.

To serial no.

.426

426



218800

9802/2740 U1-1-1 ENGINE, COMPLETE

Illustration

Machines

Top of catalogue

| Item | Part no. | Change No. | Description | Remarks | Usage code | Qty |
|------|-----------|------------|--|---------|------------|-----|
| 1 | 01/145277 | | Engine, complete assembly, QSB5.9-44 Tier 2 | | | 1 |

Machine groups

Details

Machine group

From serial no.

To serial no.

.426

426

Illustration Not Available at
Time of Publication

9802/2740 U1-3-1 BLOCK ASSEMBLY

Illustration

Machines

Top of catalogue

| Item | Part no. | Change No. | Description | Remarks | Usage code | Qty |
|------|-----------|------------|-----------------------------|--------------|------------|-----|
| | 02/911660 | | Block, cylinder | | | 1 |
| 2 | 02/910799 | | :Bush, camshaft | | | 1 |
| 3 | 02/911124 | | :Bolt | | | 14 |
| 4 | 02/911294 | | :Cap, bearing | | | 7 |
| 5 | 02/910006 | | :Plug, expansion, D=58mm | | | 5 |
| 6 | 02/910007 | | :Plug, expansion, D=26mm | | | 4 |
| 7 | 02/910008 | | :Plug, expansion, 17.73mm | | | 3 |
| 8 | 02/910009 | | :Thimble | | | 4 |
| 9 | TBA | | :Part number, Not Yet Known | | | 1 |
| 10 | 02/910011 | | ::Dowel, ring | | | 2 |
| 11 | 02/910798 | | ::Nozzle, piston cooling | | | 6 |
| 12 | 02/910013 | | ::Plug, expansion, D=60mm | | | 1 |
| 13 | 02/910014 | | ::Dowel, pin | | | 2 |
| 14 | 02/910015 | | ::Plug, pipe | | | 1 |
| 15 | 02/910796 | | ::Plug | | | 3 |
| 16 | 02/910503 | | ::Plug, D=22.5mm | | | 2 |
| 17 | . | | 'See Remark' | Not required | | 0 |
| 18 | 02/911800 | | ::Plug, expansion | | | 4 |
| 19 | 02/910020 | | ::Plug, expansion, D=32mm | | | 1 |
| 20 | . | | 'See Remark' | Not required | | 0 |
| 21 | 02/910795 | | ::Seal, o ring | | | 1 |
| 22 | 02/910066 | | ::Plug | | | 1 |
| 23 | . | | 'See Remark' | Not required | | 0 |
| 24 | TBA | | Part number, Not Yet Known | | | A/R |
| 25 | 02/911540 | | Cover, push rod | | | 1 |
| 26 | 02/910935 | | Gasket, push-rod cover | | | 1 |
| 27 | 02/911009 | | Screw | | | 4 |
| 28 | 02/910855 | | Grommet, seal | | | 4 |
| 29 | 02/911473 | | Panel, noise | | | 1 |
| 30 | 02/911472 | | Nut, lock M6 | | | 2 |
| 30A | 02/911112 | | Washer | | | 2 |
| 31 | 02/910026 | | Hose, plain | | | 1 |
| 32 | 02/910027 | | Clamp, hose clip | | | 1 |
| 33 | 02/911543 | | Cover, cover, rear | | | 1 |
| 34 | 02/910856 | | Kit-seal, rear oil | | | 1 |
| 35 | 02/910792 | | Gasket, rear seal housing | | | 1 |
| 36 | 02/911014 | | Screw, flange head, 8.8 | | | 6 |
| 37 | 02/910028 | | :Seal, rectangular ring | | | 1 |

Machine groups

Details

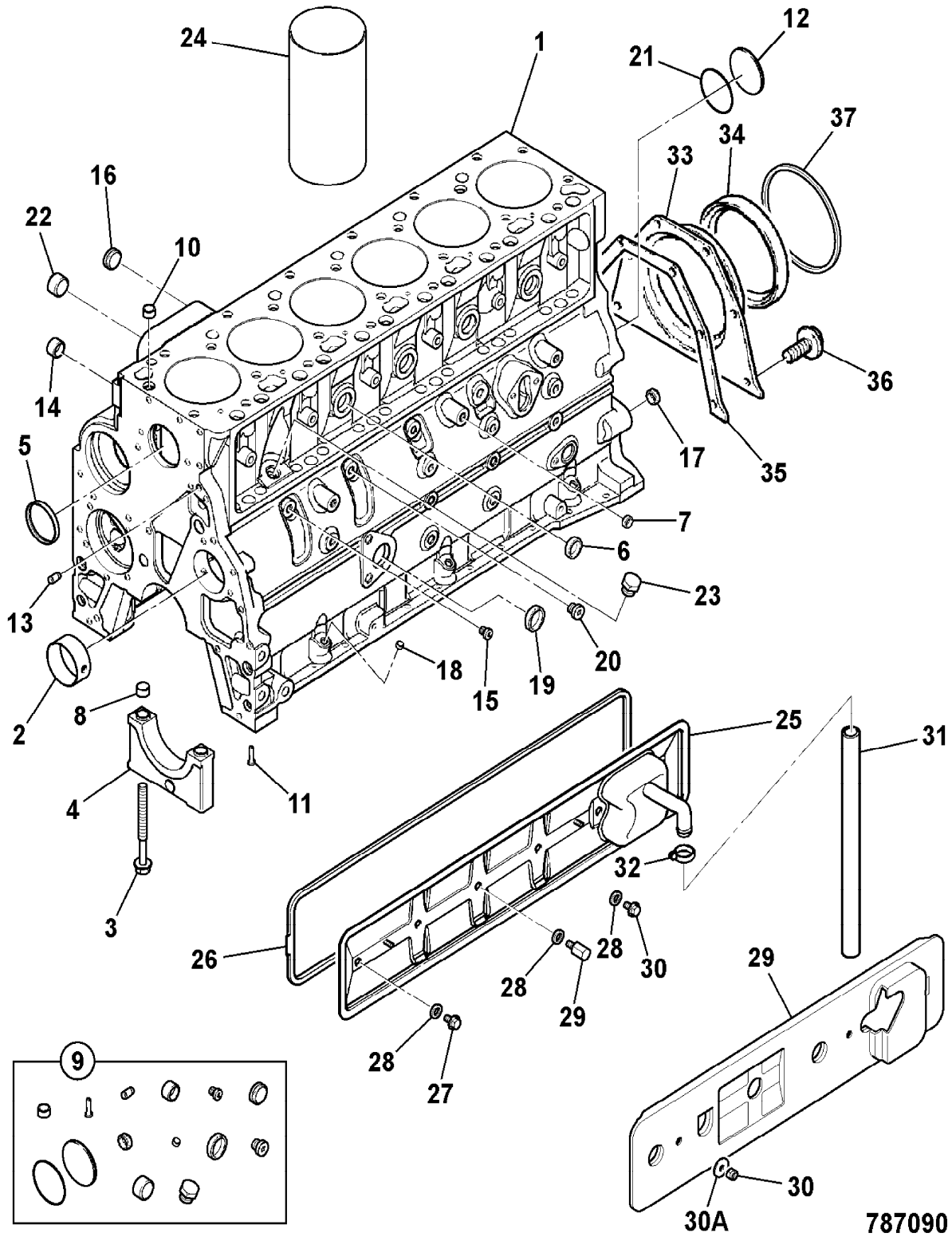
Machine group

From serial no.

To serial no.

.426

426



9802/2740 U1-4-1 CRANKSHAFT, BEARINGS, PISTONS & CON-RODS

Illustration

Machines

Top of catalogue

| Item | Part no. | Change No. | Description | Remarks | Usage code | Qty |
|------|-----------|------------|--|---------|------------|-----|
| 1 | 02/910040 | | Crankshaft, assembly | | | 1 |
| 2 | 02/919991 | | :Gear, crankshaft | | | 1 |
| 3 | 02/910039 | | :Dowel, pin | | | 1 |
| 4 | 02/919901 | | Kit-bearing, main, standard | | | 1 |
| | 02/919902 | | Kit-bearing, main, oversize - 0.25mm | | | A/R |
| | 02/919903 | | Kit-bearing, main, oversize - 0.50mm | | | A/R |
| | 02/919904 | | Kit-bearing, main, oversize - 0.75mm | | | A/R |
| | 02/919905 | | Kit-bearing, main, oversize - 1.00mm | | | A/R |
| 5 | 02/919906 | | Kit-bearing, thrust, oversize - .5mm | | | A/R |
| | 02/919907 | | Kit-bearing, thrust, oversize - 1.0mm | | | A/R |
| 6 | 02/910809 | | :Kit-front oil seal, SERVICE REPAIR, c/w wear sleeve | | | 1 |
| 7 | 02/910859 | | :Kit-wear sleeve, rear | | | 1 |
| 8 | 02/910860 | | Rod, connecting | | | 6 |
| 9 | 02/911040 | | :Bolt, con-rod | | | 2 |
| 10 | 02/919908 | | :Bush, small end | | | 1 |
| 11 | 02/919909 | | Bearing, big end shell, standard | | | 6 |
| 12 | 02/919909 | | Bearing, big end shell, standard | | | 6 |
| 13 | 02/912160 | | Piston, assembly | | | 6 |
| 14 | 02/912159 | | :Kit-piston ring | | | 1 |
| 15 | 02/910143 | | :Circlip | | | 2 |
| 15A | 02/910537 | | :Circlip | | | A/R |
| 16 | 02/910142 | | Pin, gudgeon | | | 6 |

Machine groups

Details

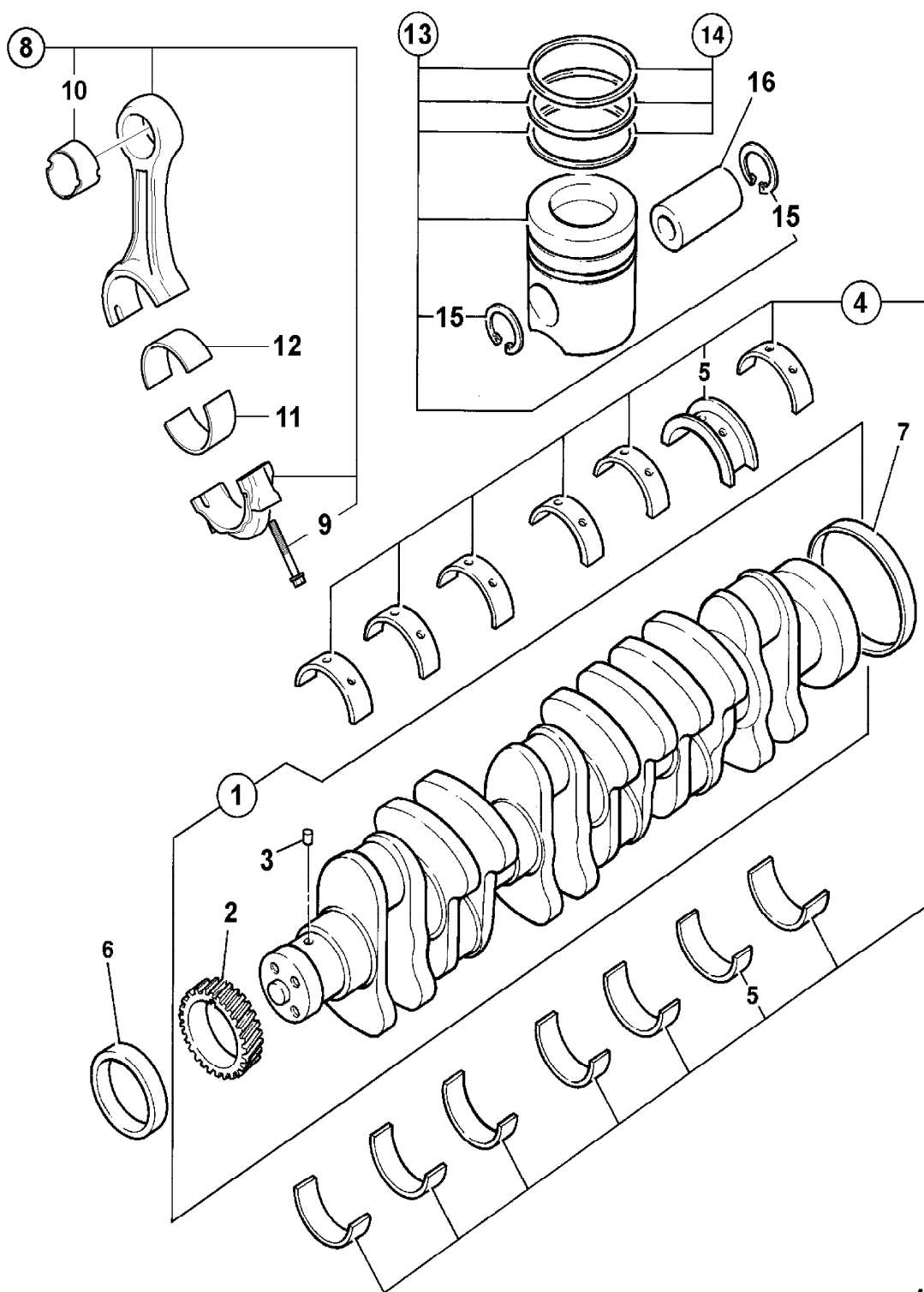
Machine group

From serial no.

To serial no.

.426

426



427021

9802/2740 U1-5-1 FANS, PULLEYS, & FAN BELT

Illustration

Machines

Top of catalogue

| Item | Part no. | Change No. | Description | Remarks | Usage code | Qty |
|------|------------|------------|------------------------------|---------|------------|-----|
| 1 | 02/911441 | | Damper, vibration | | | 1 |
| 2 | 02/911003 | | Bolt | | | 4 |
| 3 | 02/910031 | | Housing, assembly, fan drive | | | 1 |
| 4 | 02/910035 | | :Hub, fan | | | 1 |
| 5 | 02/910033 | | :Circlip | | | 2 |
| 6 | 02/910032 | | :Bearing | | | 1 |
| 7 | 02/910793 | | :Retainer, fan hub | | | 1 |
| 8 | 02/911035 | | Screw | | | 1 |
| 9 | 02/911126 | | Screw | | | 4 |
| 10 | 02/910973 | | Pulley, fan drive | | | 1 |
| 11 | 02/910044 | | Pulley, accessory drive | | | 1 |
| 13 | 331/53398 | | Coupling, fan drive | | | 1 |
| 14 | 30/925628 | | Fan, cooling, 28" | | | 1 |
| 15 | 1315/0307D | | Setscrew, M8x25 | | | 4 |
| 16 | 1420/0007D | | Washer, M8 plain | | | 4 |
| 17 | 02/911167 | | Adjuster, drive belt tension | | | 1 |
| 18 | 02/911006 | | Bolt | | | 1 |
| 19 | 02/911503 | | Belt, V ribbed | | | 1 |
| 20 | 477/01663 | | Belt, drive | | | 1 |
| 21 | 02/911444 | | Pulley, alternator | | | 1 |
| 22 | TBA | | Part number, Not Yet Known | | | 1 |

Machine groups

Details

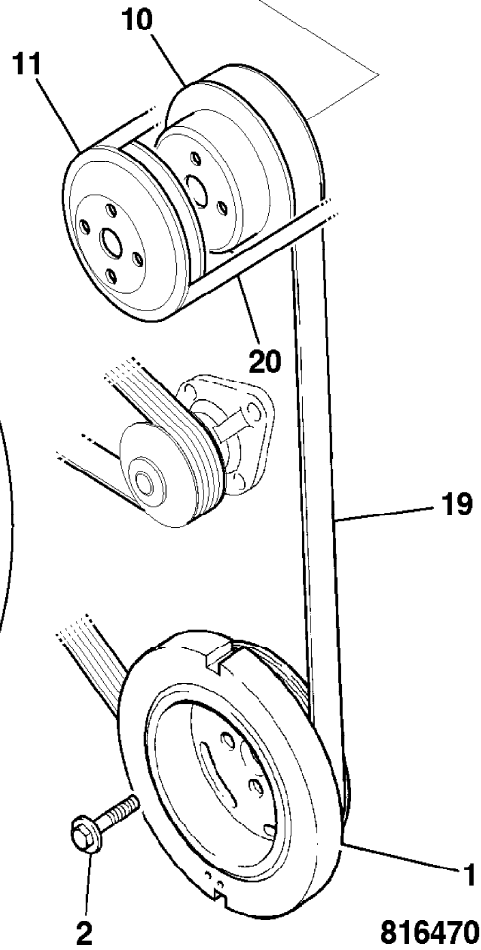
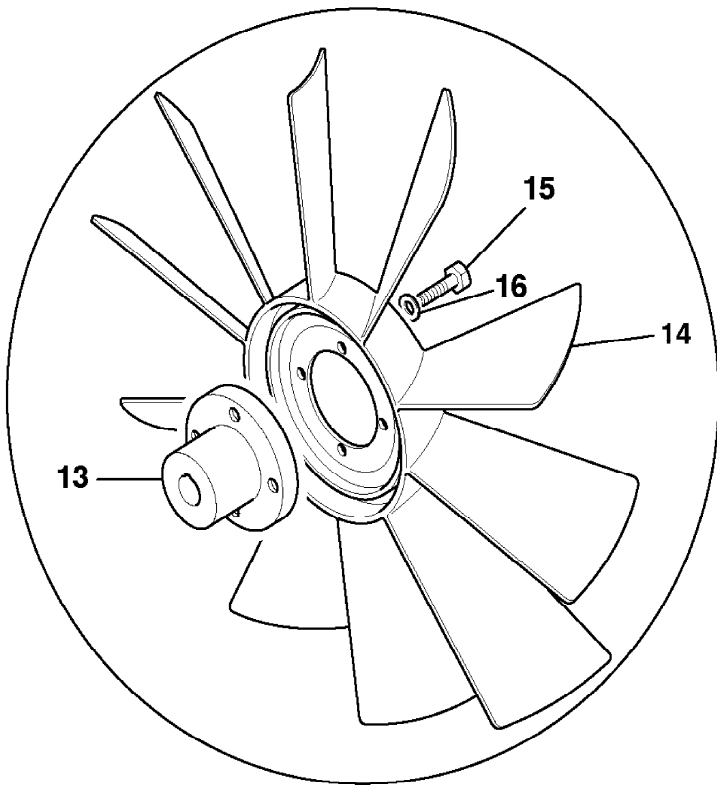
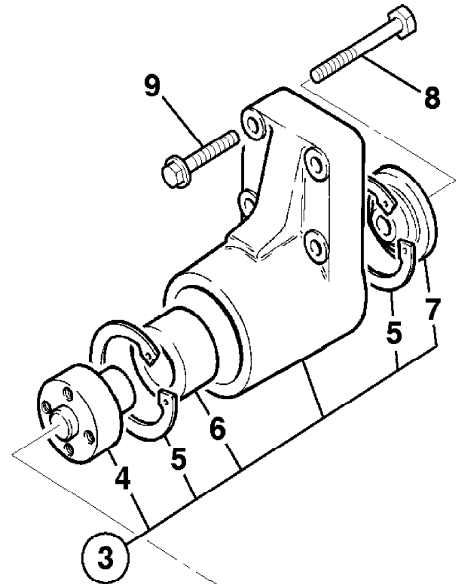
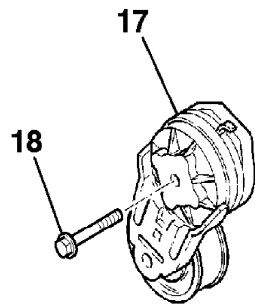
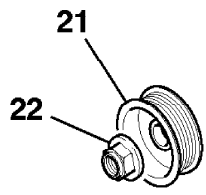
Machine group

From serial no.

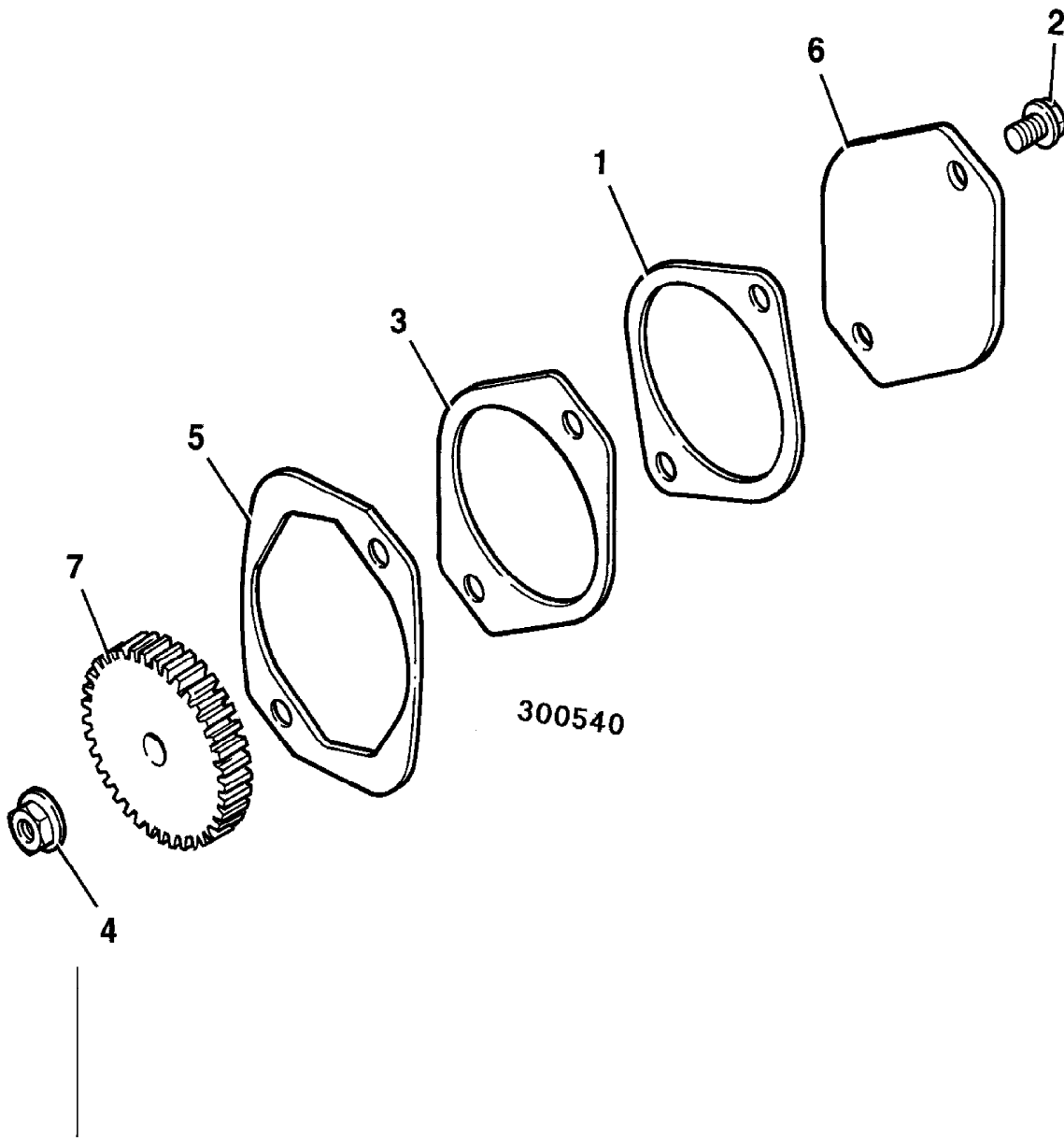
To serial no.

.426

426



816470



9802/2740 U1-7-1 FLYWHEEL & HOUSING

Illustration

Machines

Top of catalogue

| Item | Part no. | Change No. | Description | Remarks | Usage code | Qty |
|------|-----------|-------------|----------------------------|---------|------------|-----|
| 1 | 02/910964 | | Housing, flywheel | | | 1 |
| 2 | 02/910069 | | Plate, cover | | | 1 |
| 3 | 02/911016 | | Screw | | | 2 |
| 4 | 02/910571 | | Plug | | | 1 |
| 5 | 02/910068 | | Plug | | | 1 |
| 6 | 02/910067 | | O Ring | | | 1 |
| 7 | 02/911015 | | Screw | | | 8 |
| 8 | 02/911464 | toE21702864 | Flywheel | | | 1 |
| | 02/912445 | | Flywheel, assembly | | | 1 |
| 9 | 02/910575 | | :Gear, flywheel ring | | | 1 |
| 10 | 02/911017 | | Screw | | | 8 |
| 11 | 02/911018 | | Washer, plain | | | 8 |
| 12 | 02/911553 | | Spacer, Starter Motor | | | 1 |
| 13 | 826/10760 | | Screw, twelve point cap | | | 3 |
| 14 | TBA | | Part number, Not Yet Known | | | 1 |
| 15 | TBA | | Part number, Not Yet Known | | | 1 |

Machine groups

Details

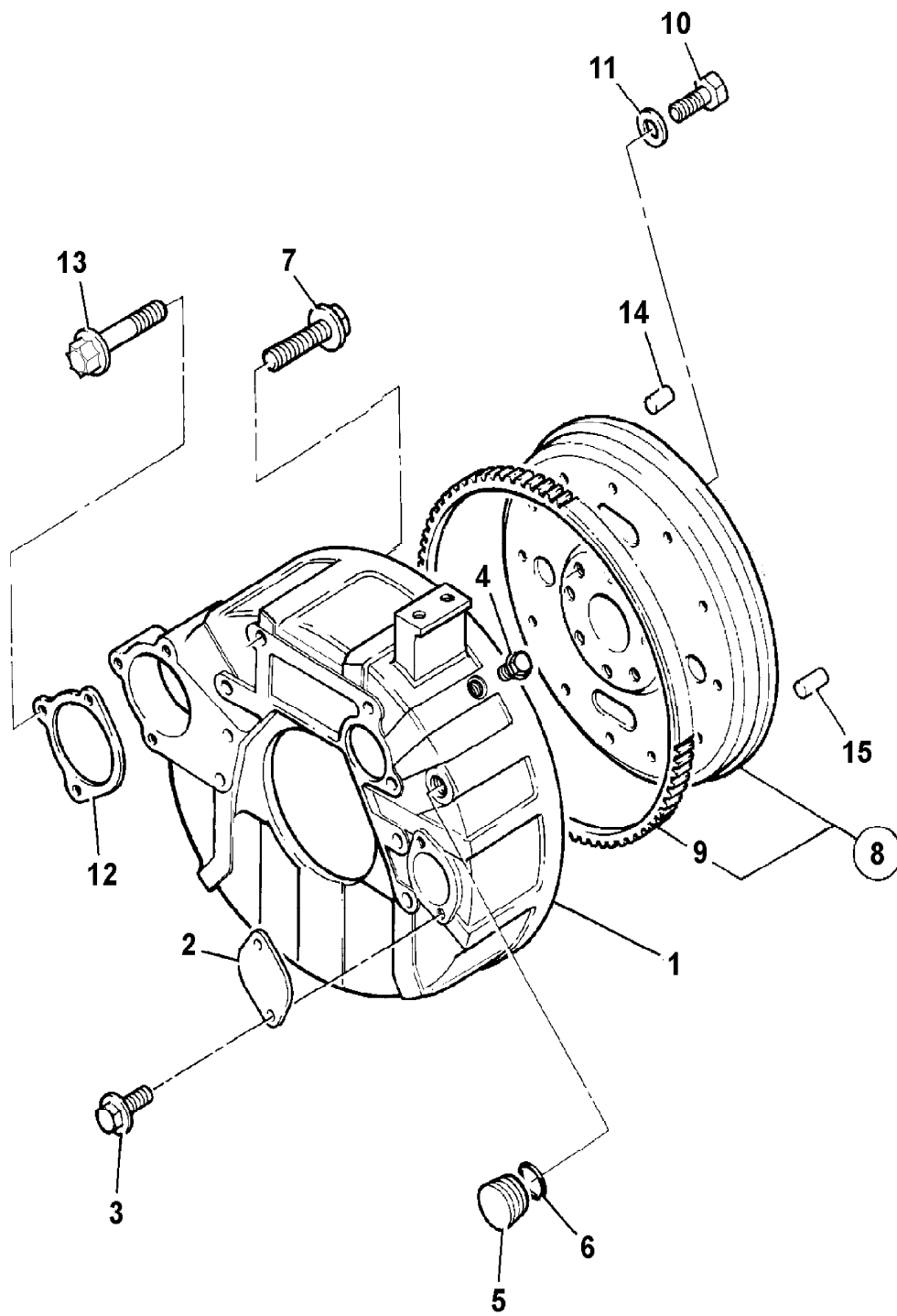
Machine group

From serial no.

To serial no.

.426

426



426990

Illustration Not Available at
Time of Publication

9802/2740 U1-8-1 ENGINE MOUNTINGS

Illustration

Machines

Top of catalogue

| Item | Part no. | Change No. | Description | Remarks | Usage code | Qty |
|------|------------|------------|---------------------------|---------|------------|-----|
| 1 | 02/911513 | | Bracket, engine support | | | 1 |
| 2 | 02/911089 | | Screw, M12 X 90 | | | 2 |
| 3 | 02/911445 | | Screw, M12 X 60 | | | 2 |
| 4 | 331/31216 | | Mounting, resilient | | | 1 |
| 5 | 1315/0409D | | Setscrew, M10 x 35mm long | | | 4 |
| 6 | 1370/0303D | | Nut, M10 | | | 4 |
| 7 | 1420/0008D | | Washer, M10 | | | 4 |
| 8 | 826/11028 | | Bolt, c/w split pin hole | | | 1 |
| 9 | 1422/0012D | | Washer | | | 1 |
| 10 | 265/01984 | | Washer, rebound | | | 1 |
| 11 | 265/01985 | | Washer, overload | | | 1 |
| 12 | 2103/1111 | | Pin, Split | | | 1 |
| 13 | 4101/0602 | | Fluid, locking | | | 1 |

Machine groups

Details

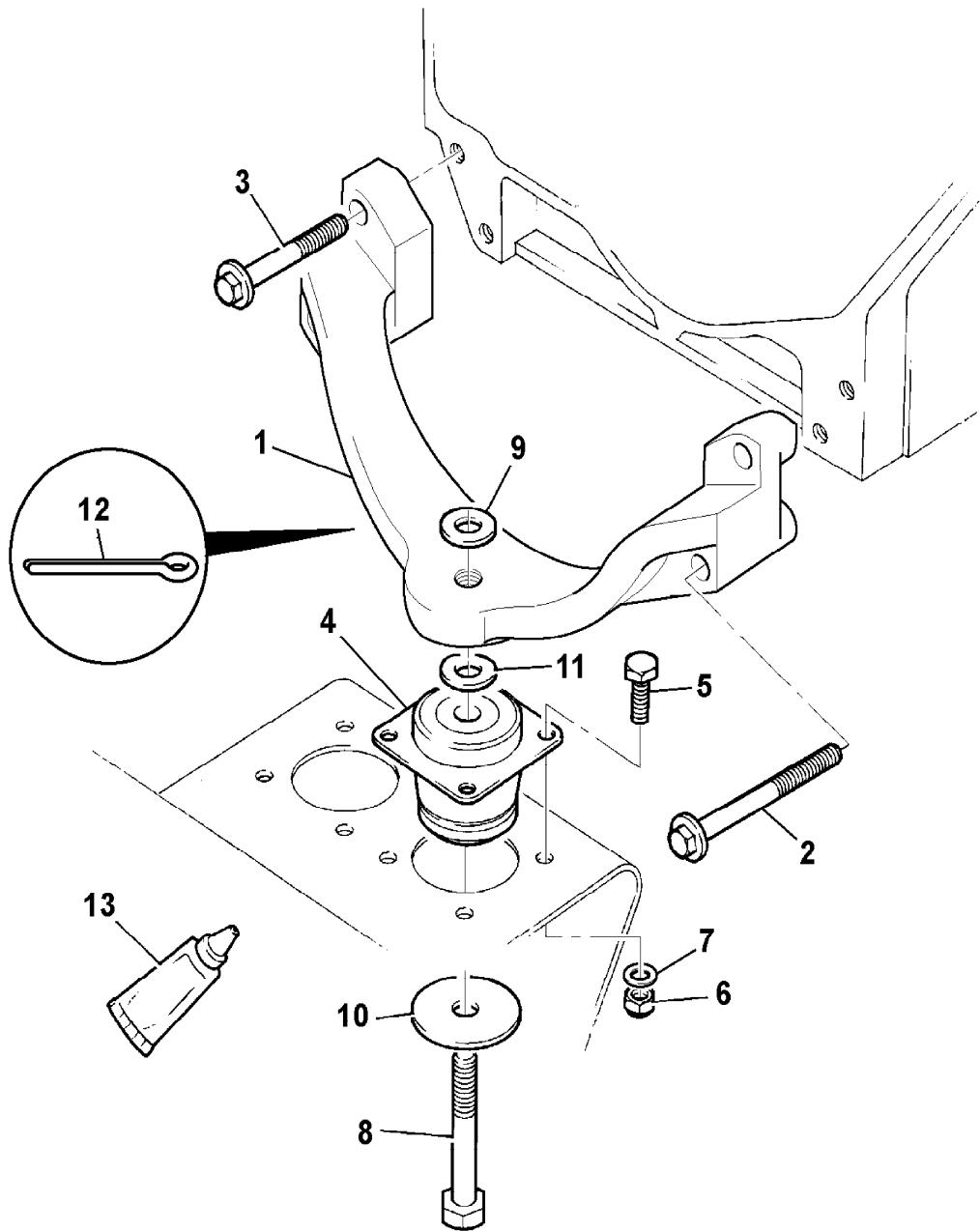
Machine group

From serial no.

To serial no.

.426

426



426980

9802/2740 U2-1-1 CYLINDER HEAD

Illustration

Machines

Top of catalogue

| Item | Part no. | Change No. | Description | Remarks | Usage code | Qty |
|------|-----------|------------|--|---------------|------------|-----|
| 1 | 02/910995 | | Head, cylinder, assembly | | | 1 |
| 2 | 02/910099 | | :Plug, D=21mm | | | 5 |
| 3 | 02/910016 | | :Plug, pipe | | | 2 |
| 4 | 02/910015 | | :Plug, pipe | | | 4 |
| 5 | 02/910066 | | :Plug | | | 1 |
| 6 | 02/910101 | | :Kit-valve, inlet | | | 6 |
| 7 | N.S.P | | ::None serviced part | Valve inlet | | 1 |
| 8 | 02/910103 | | ::Collet | | | 2 |
| 9 | 02/910104 | | :Kit-valve, exhaust | | | 6 |
| 10 | N.S.P | | ::None serviced part | Valve exhaust | | 1 |
| 11 | 02/910103 | | ::Collet | | | 2 |
| 12 | 02/910109 | | :Seal, valve stem | | | 6 |
| 13 | 02/910109 | | :Seal, valve stem | | | 6 |
| 14 | 02/910993 | | :Spring, valve | | | 12 |
| 15 | 02/910998 | | :Retainer, valve spring | | | 12 |
| 16 | 02/910114 | | Insert, inlet valve | | | A/R |
| 17 | 02/910115 | | Insert, exhaust valve | | | A/R |
| 18 | 02/910118 | | Guide, valve, thin wall, inlet and exhaust | | | A/R |
| 19 | 02/910117 | | Guide, valve, thick wall, 51.75mm long | | | A/R |
| 20 | 02/910116 | | Guide, valve, thick wall, 60.50mm long | | | A/R |
| 21 | 02/911044 | | Bolt, cylinder head | | | 14 |
| 22 | 02/911043 | | Bolt, cylinder head | | | 6 |
| 23 | 02/910875 | | Gasket, cylinder head, standard | | | 1 |
| 24 | 716/30128 | | Sender, temperature | | | 1 |
| 25 | 02/910756 | | Adapter, male/female | | | 1 |
| 26 | 02/910876 | | Adapter, elbow, 1/2NPTFx19.05(3/4") | | | 1 |
| 27 | 02/910015 | | Plug, pipe | | | 1 |
| 28 | 02/910190 | | Pipe, feed, air charge cooler | | | 1 |

Machine groups

Details

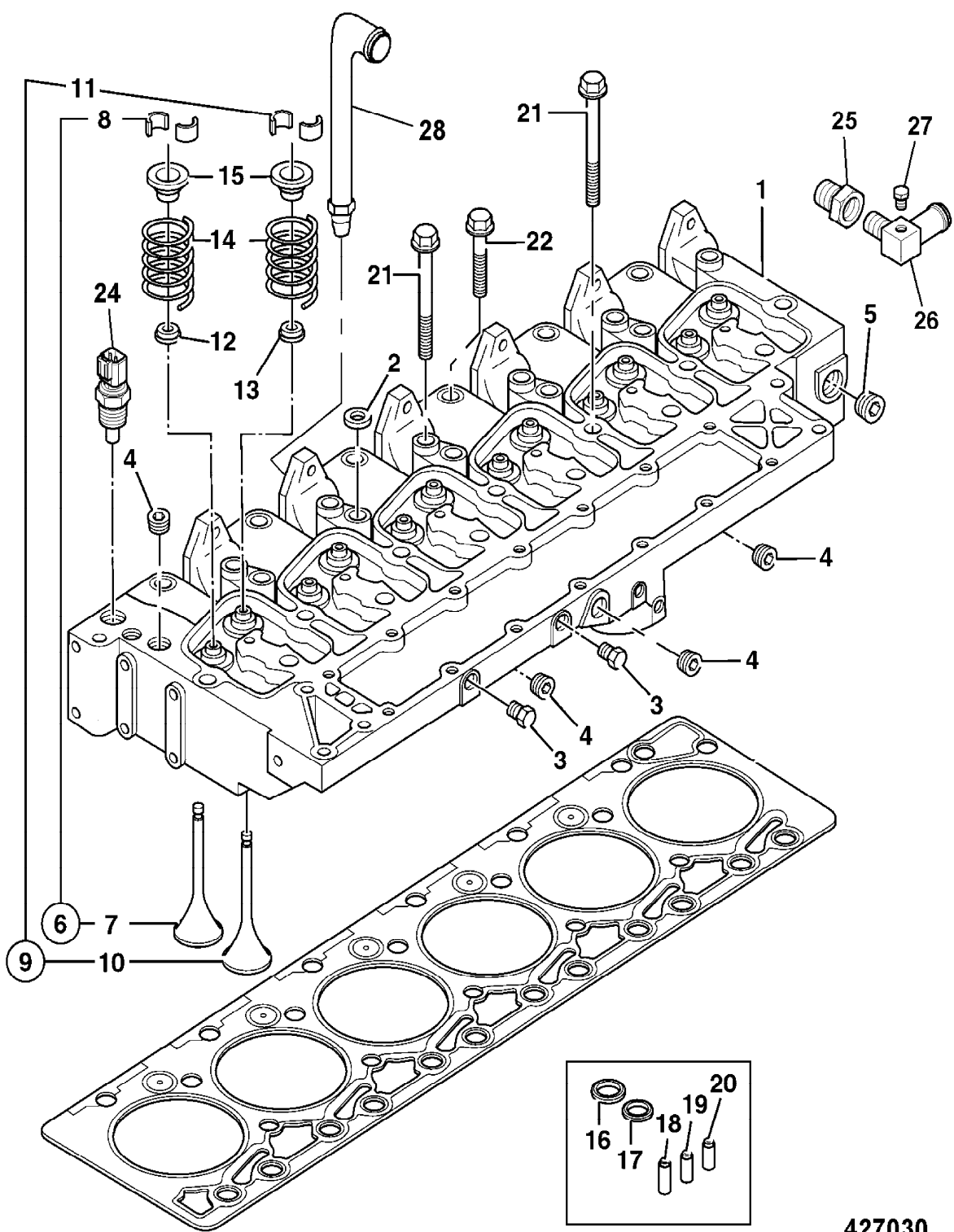
Machine group

From serial no.

To serial no.

.426

426



427030

9802/2740 U2-2-1 ROCKER ASSEMBLY, PUSH RODS & TAPPETS

Illustration

Machines

Top of catalogue

| Item | Part no. | Change No. | Description | Remarks | Usage code | Qty |
|------|-----------|------------|--------------------------------|------------------------|------------|-----|
| 1 | . | | 'See Remark' | Assembly not available | | 6 |
| 2 | 02/910159 | | Shaft, rocker | | | 6 |
| 3 | 02/910076 | | Lever, rocker, inlet | | | 6 |
| 3A | 02/911139 | | :Insert, Insert rocker lever | | | 1 |
| 4 | 02/911138 | | Screw, adjusting | | | 2 |
| 5 | 02/910821 | | Nut, 3/8"-24UNF, heavy hexagon | | | 2 |
| 6 | 02/910077 | | Lever, rocker, exhaust | | | 6 |
| 6A | 02/911139 | | :Insert, Insert rocker lever | | | 1 |
| 7 | 02/911024 | | Washer, plain | | | 2 |
| 8 | 02/910083 | | Circlip | | | 2 |
| 9 | . | | 'See Remark' | Not required | | 0 |
| 10 | 02/911025 | | Bolt | | | 1 |
| 11 | 02/911030 | | Bolt | | | 1 |
| 12 | 02/910084 | | Rod, push | | | 12 |
| 13 | 02/910634 | | Tappet | | | 12 |

Machine groups

Details

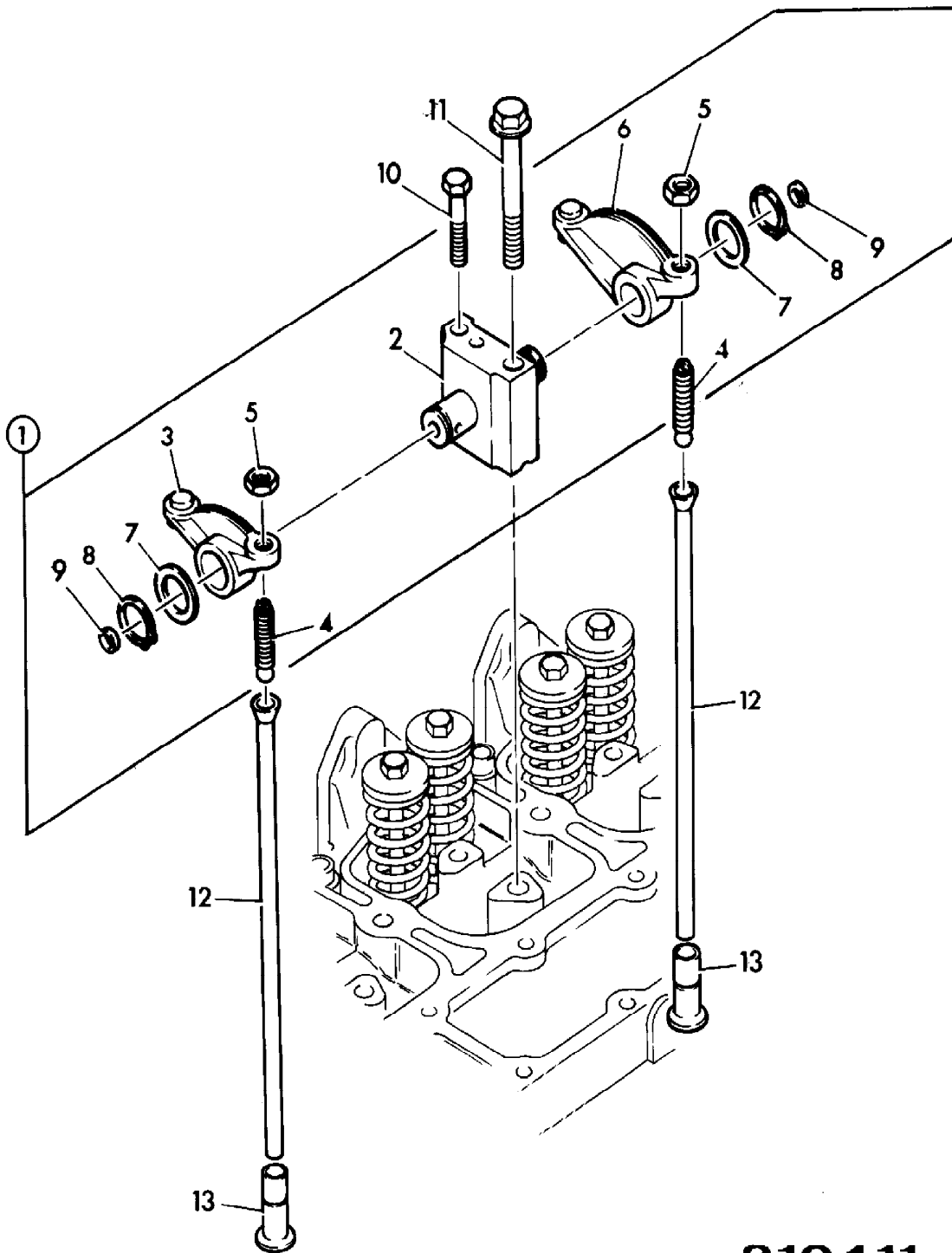
Machine group

From serial no.

To serial no.

.426

426



210411

9802/2740 U2-3-1 ROCKER COVER

Illustration

Machines

Top of catalogue

| Item | Part no. | Change No. | Description | Remarks | Usage code | Qty |
|------|-----------|------------|----------------------|---------|------------|-----|
| 1 | 02/910455 | | Cover, rocker | | | 6 |
| 2 | 02/910456 | | Gasket, rocker cover | | | 6 |
| 3 | 02/911021 | | Screw | | | 6 |
| 4 | 02/910453 | | Bush | | | 6 |

Machine groups

Details

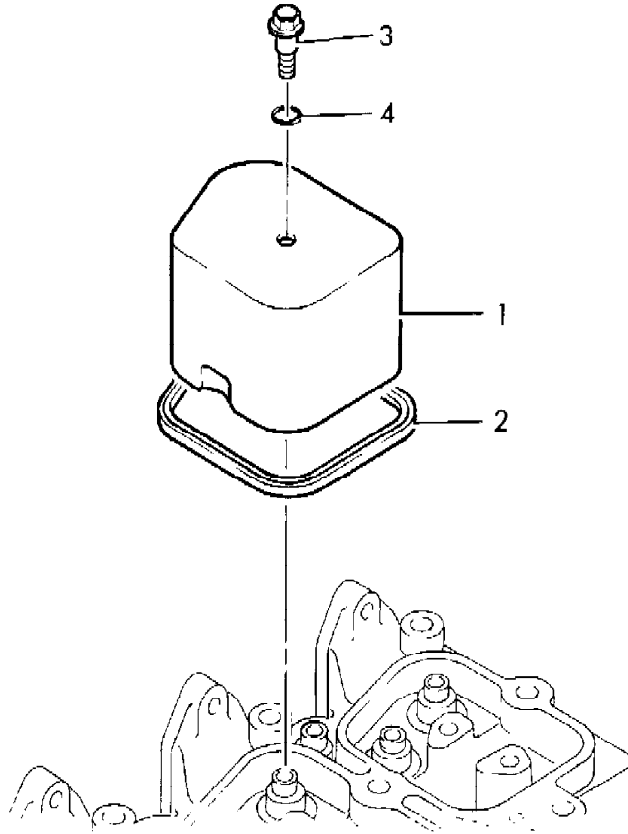
Machine group

From serial no.

To serial no.

.426

426



210401

9802/2740 U3-1-1 MANIFOLD, INDUCTION, & ENGINE HEATER

Illustration

Machines

Top of catalogue

| Item | Part no. | Change No. | Description | Remarks | Usage code | Qty |
|------|-----------|------------|----------------------------|---------|------------|-----|
| 1 | 02/910878 | | Manifold, induction | | | 1 |
| 2 | 02/910015 | | Plug, pipe | | | 2 |
| 3 | 02/910879 | | Gasket, induction manifold | | | 1 |
| 4 | 02/911376 | | Screw | | | 8 |
| 5 | 02/911466 | | Connector, air intake | | | 1 |
| 6 | 02/910066 | | Plug | | | 1 |
| 7 | 717/20177 | | Heater, air intake | | | 1 |
| 8 | 02/911377 | | Gasket | | | 2 |
| 9 | 02/911379 | | Screw, flange head cap | | | 4 |
| 10 | 717/20179 | | Switch, thermo, fuel | | | 1 |
| 11 | 717/20178 | | Harness, fuel pump | | | 1 |

Machine groups

Details

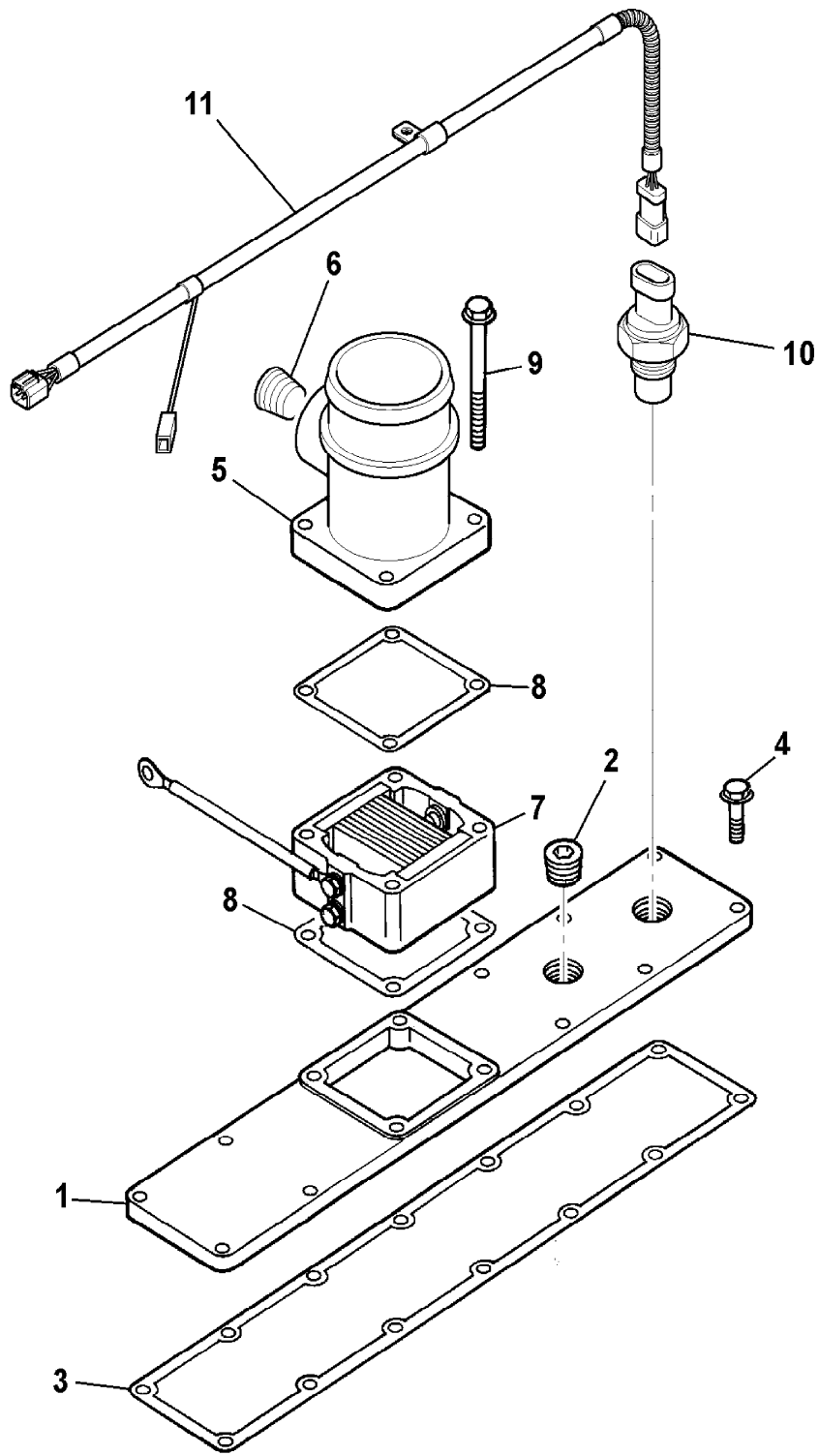
Machine group

From serial no.

To serial no.

.426

426



778261

9802/2740 U3-2-1 MANIFOLD, EXHAUST

Illustration

Machines

Top of catalogue

| Item | Part no. | Change No. | Description | Remarks | Usage code | Qty |
|------|-----------|------------|-------------------|--------------|------------|-----|
| 1 | 02/912188 | | Manifold, exhaust | | | 1 |
| 2 | 02/910452 | | Gasket | | | 6 |
| 3 | 02/911037 | | Bolt | | | 12 |
| 4 | . | | 'See Remark' | Not required | | 1 |

Machine groups

Details

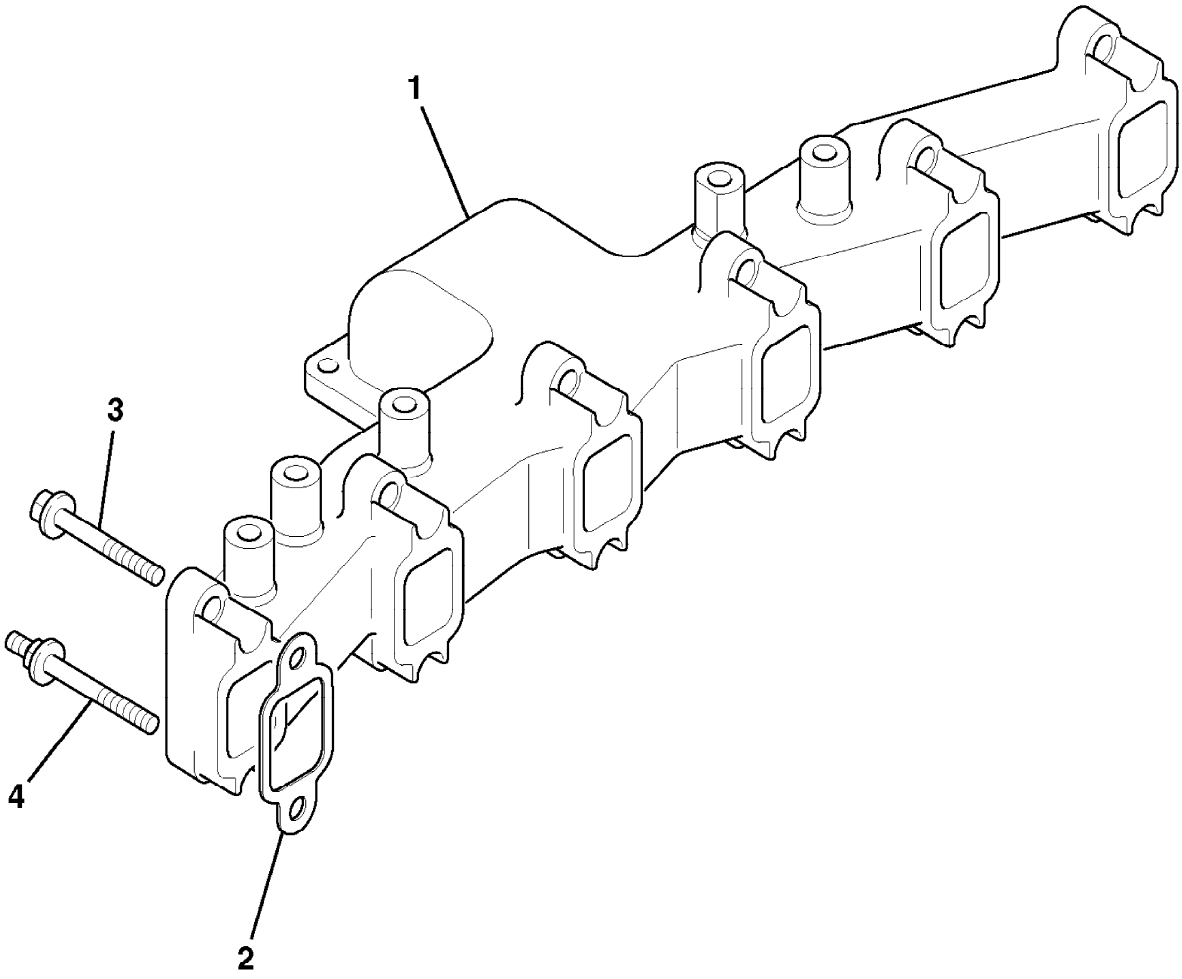
Machine group

From serial no.

To serial no.

.426

426



427340

9802/2740 U3-3-1 FILTER,AIR

Illustration

Machines

Top of catalogue

| Item | Part no. | Change No. | Description | Remarks | Usage code | Qty |
|------|------------|------------|-------------------------------|---------|------------|-----|
| 1 | 580/12143 | | Filter, air assembly | | | 1 |
| 2 | 32/925404 | | :Element, main air filter | | | 1 |
| 3 | 32/925405 | | :Element, air filter safety | | | 1 |
| 4 | 32/925452 | | :Cover, end | | | 1 |
| 5 | 32/925364 | | :Clip, overcentre | | | 3 |
| 6 | JLH0103 | | :Valve, vacuum dump | | | 1 |
| 7 | 32/925393 | | Bracket, air filter mounting | | | 2 |
| 8 | 1315/0405D | | Setscrew | | | 4 |
| 9 | 1420/0008D | | Washer, M10 | | | 8 |
| 10 | 834/11217 | | Hose, induction | | | 1 |
| 11 | 2201/0017 | | Clip, worm drive | | | 1 |
| 12 | 2201/0021 | | Clip, worm drive, 105-127mm | | | 1 |
| 13 | 335/09489 | | Bracket, rain cap mounting | | | 1 |
| 14 | 1315/0405D | | Setscrew | | | 4 |
| 15 | 834/11175 | | Hose, induction | | | 1 |
| 16 | 2201/0018 | | Clip, jubilee | | | 2 |
| 17 | 32/925395 | | Filter, assembly, pre-cleaner | | | 1 |
| 18 | JSH0038 | | :Cover, and wing nut assembly | | | 1 |
| 19 | JSH0039 | | :Bowl | | | 1 |
| 20 | JSH0040 | | :Adapter, assembly | | | 1 |
| 21 | 701/58721 | | Switch, vacuum pressure | | | 1 |

Machine groups

Details

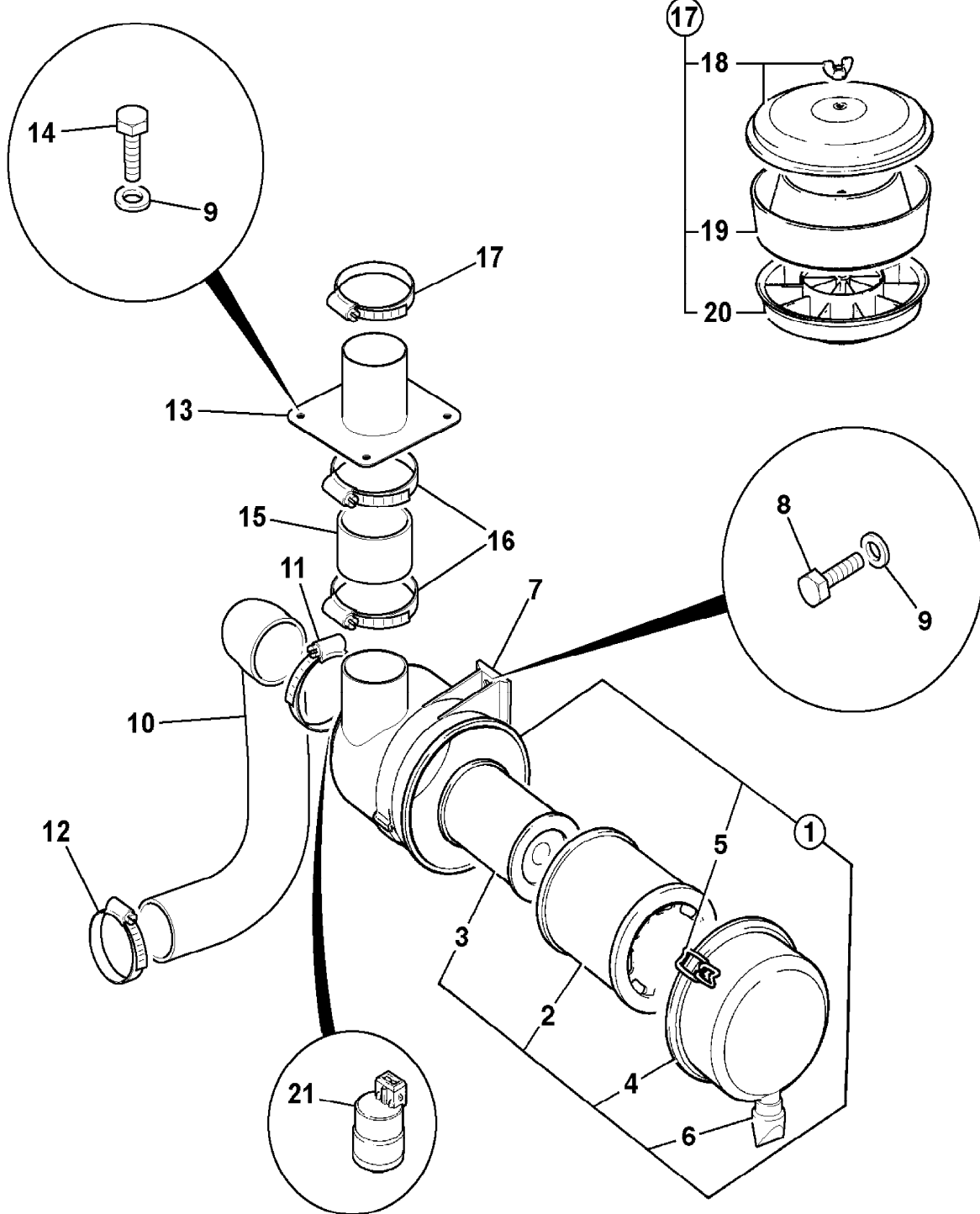
Machine group

From serial no.

To serial no.

.426

426



427372

9802/2740 U3-3-2 FILTER, PRE-CLEANER, OPTIONAL

Illustration

Machines

Top of catalogue

| Item | Part no. | Change No. | Description | Remarks | Usage code | Qty |
|------|-----------|------------|-------------------------------|---------|------------|-----|
| 1 | 580/12194 | | Filter, assembly, pre-cleaner | | | 1 |

Machine groups

Details

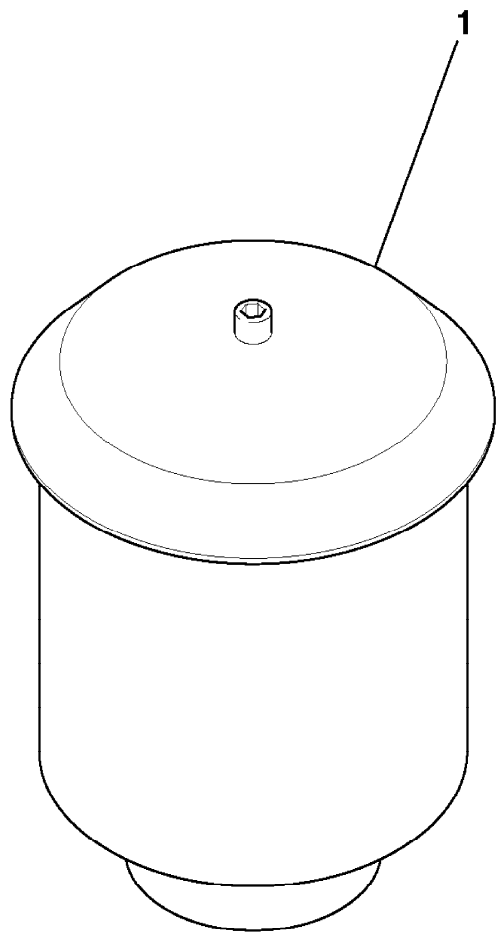
Machine group

From serial no.

To serial no.

.426

426



819040

9802/2740 U3-4-1 EXHAUST SYSTEM

Illustration

Machines

Top of catalogue

| Item | Part no. | Change No. | Description | Remarks | Usage code | Qty |
|------|------------|---------------|-----------------------------------|--------------------|------------|-----|
| | 331/50811 | | Silencer, exhaust | | | 1 |
| | 331/59141 | | Silencer, exhaust, spark arrestor | Sales special 7751 | | 1 |
| 2 | 335/10653 | | Pipe, exhaust flexible | | | 1 |
| 3 | 331/51688 | Superseded | Cradle, exhaust | | | 2 |
| | 331/58444 | S/N1231516 on | Cradle, exhaust | | | 1 |
| 4 | 821/10432 | | Clamp, 'V' | | | 1 |
| 5 | 02/910747 | | Clamp, D=104.4 | | | 1 |
| 6 | 826/11310 | | Clamp, silencer band | | | 2 |
| 7 | 1370/0303D | | Nut, M10 | | | 8 |
| 8 | 1412/0002D | | Washer, large | | | 8 |
| 9 | 331/32957 | | Mounting, rubber | | | 4 |
| 10 | 335/09417 | | Pipe, exhaust extension | | | 1 |
| 11 | 1315/0409D | | Setscrew, M10 x 35mm long | | | 4 |
| 12 | 1420/0008D | | Washer, M10 | | | 4 |

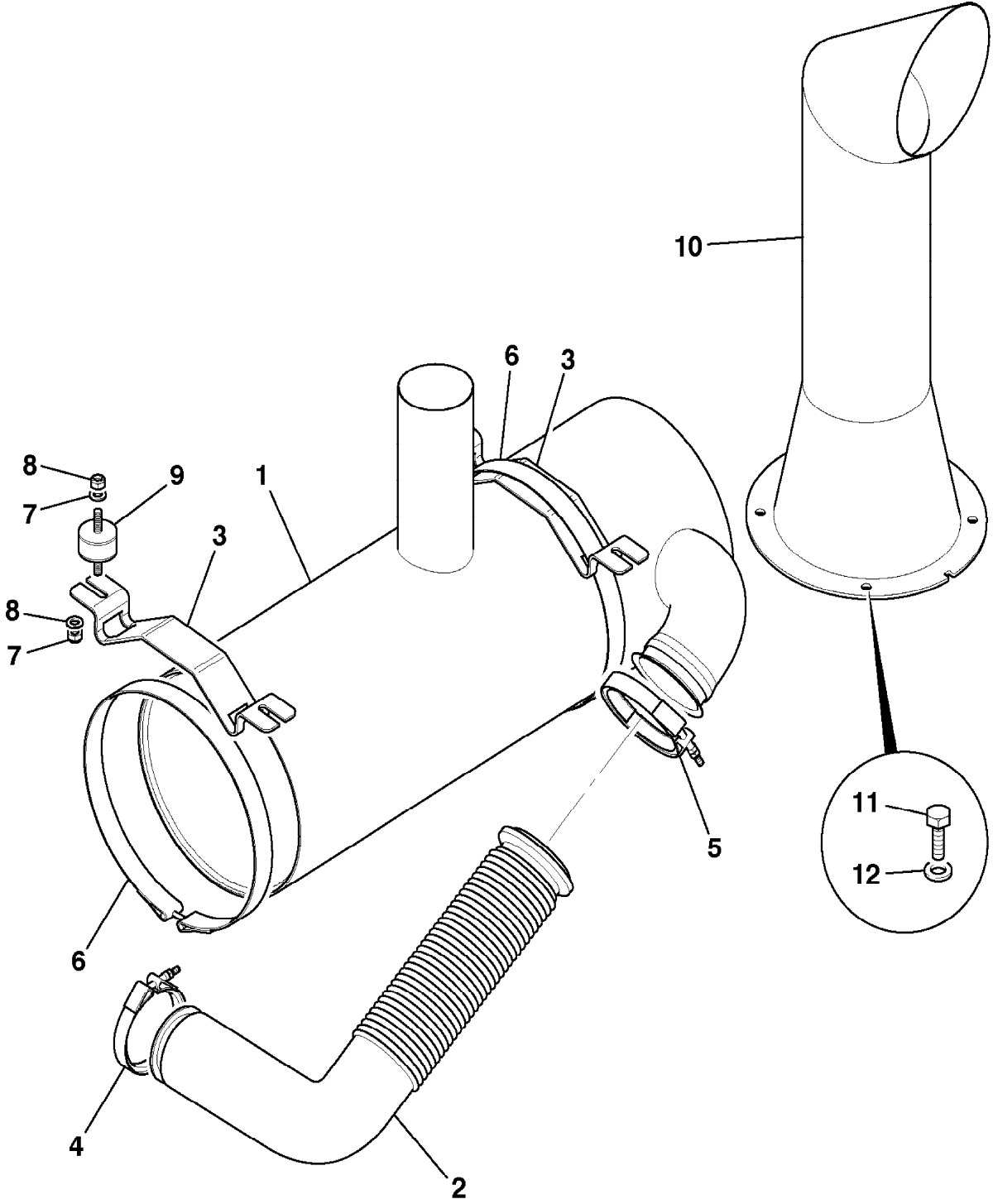
Machine groups

Details

Machine group From serial no. To serial no.

.426

426



816450

9802/2740 U4-1-1 PUMP, WATER

Illustration

Machines

Top of catalogue

| Item | Part no. | Change No. | Description | Remarks | Usage code | Qty |
|------|-----------|------------|-------------------------|---------|------------|-----|
| 1 | 02/910890 | | Pump, water | | | 1 |
| 2 | 02/910886 | | :Seal, rectangular ring | | | 1 |
| 3 | 02/911132 | | Screw | | | 2 |

Machine groups

Details

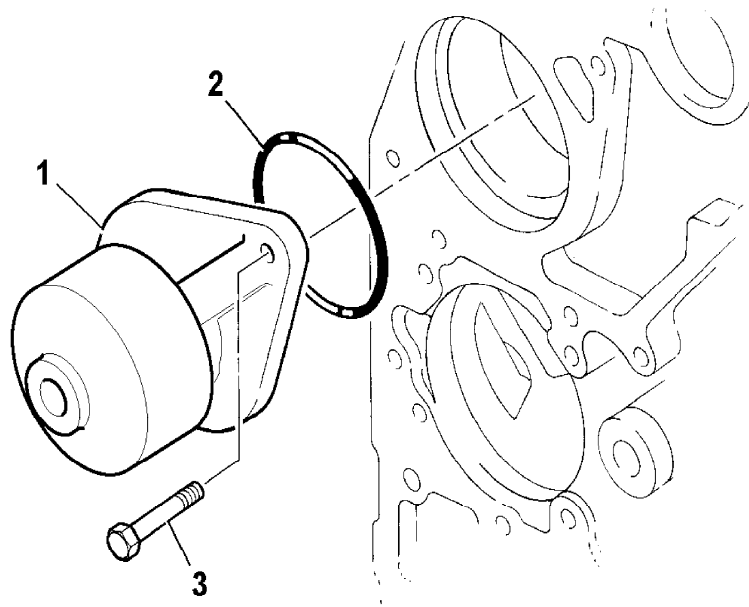
Machine group

From serial no.

To serial no.

.426

426



383480

9802/2740 U4-2-1 THERMOSTAT & HOUSING

Illustration

Machines

Top of catalogue

| Item | Part no. | Change No. | Description | Remarks | Usage code | Qty |
|------|-----------|------------|----------------------------|---------|------------|-----|
| 1 | 02/910981 | | Housing, thermostat | | | 1 |
| 2 | 02/910095 | | Thermostat | | | 1 |
| 3 | 02/910096 | | Gasket, thermostat housing | | | 1 |
| 4 | 02/911027 | | Bolt, M8x35 | | | 1 |
| 5 | 02/911133 | | Screw | | | 2 |
| 6 | 02/911500 | | Housing, water inlet | | | 1 |
| 7 | 02/911501 | | :Pin, roll | | | 2 |
| 8 | 02/910015 | | Plug, pipe | | | 1 |
| 9 | 02/910098 | | Seal, rectangular ring | | | 2 |
| 10 | 02/911502 | | Connector, water inlet | | | 1 |
| 11 | 02/911499 | | Screw | | | 3 |

Machine groups

Details

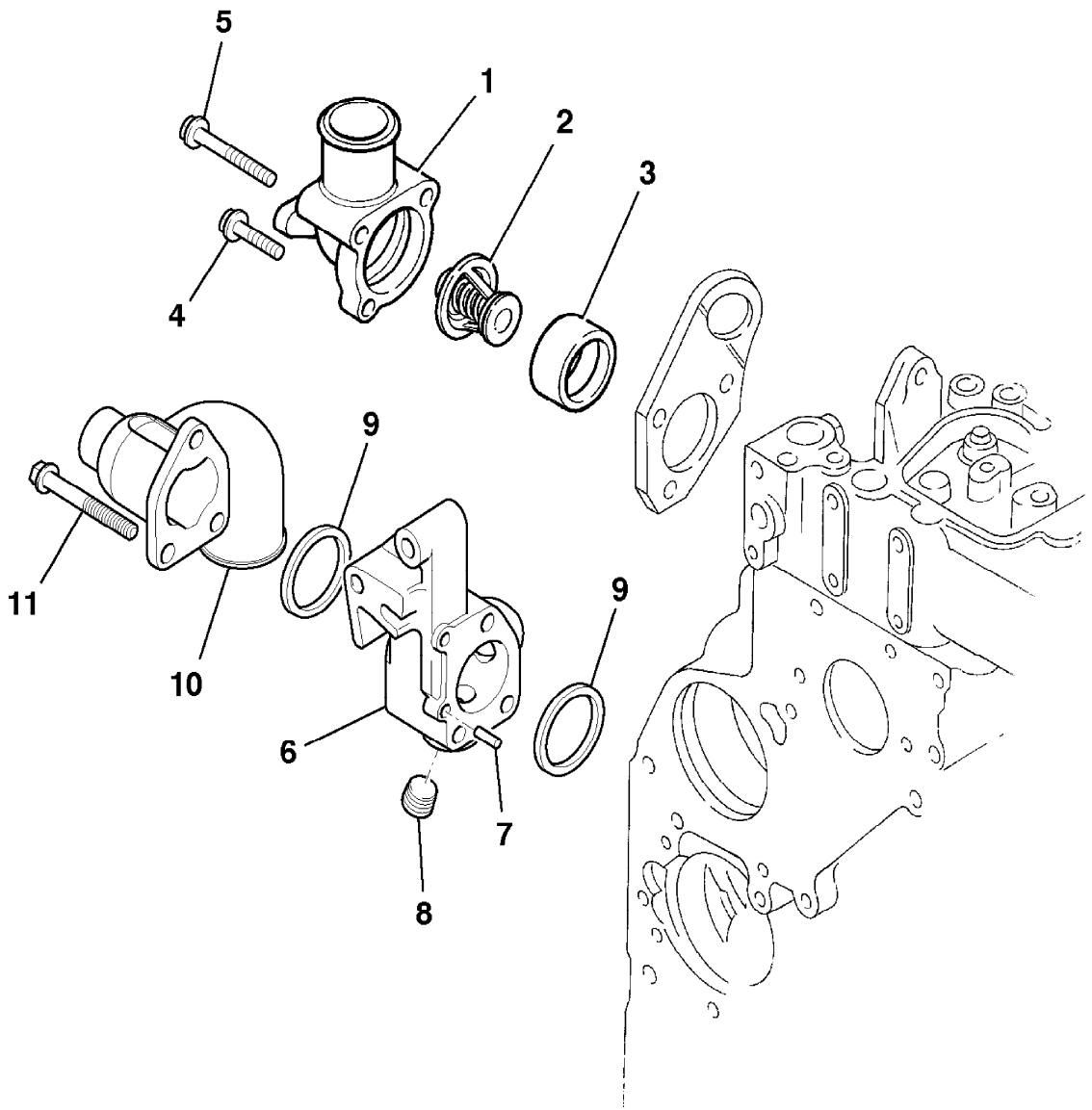
Machine group

From serial no.

To serial no.

.426

426



775150

9802/2740 U4-4-1 RADIATOR, FITTINGS & MOUNTINGS, FIG 1

Illustration

Machines

Top of catalogue

| Item | Part no. | Change No. | Description | Remarks | Usage code | Qty |
|------|------------|------------|----------------------------|--------------------|------------|-----|
| 1 | . | | 'See Remark' | See section U4-5-1 | | 1 |
| 2 | 331/50342 | | Cowling, fan | | | 1 |
| 3 | 1315/0305D | | Screw, set M8x20 | | | 8 |
| 4 | 1420/0007D | | Washer, M8 plain | | | 16 |
| 5 | 1370/0203D | | Nut, lock | | | 8 |
| 6 | 257/16801 | | Mounting, rubber | | | 2 |
| 7 | 1412/0005D | | Washer, large | | | 10 |
| 8 | 1315/3516D | | Bolt, M12x70 | | | 2 |
| 9 | 1420/0009D | | Washer, M12 | | | 2 |
| 10 | 1370/0403D | | Nut, M12 | | | 2 |
| 11 | 274/00233 | | Mounting, resilient | | | 2 |
| 11A | 120/16902 | | Plate, compression | | | 2 |
| 12 | 1315/3721D | | Bolt, M16 x 110 | | | 2 |
| 13 | 1420/0011D | | Washer, M16 | | | 4 |
| 14 | 1370/0603D | | Nut, M16 | | | 2 |
| 15 | 1315/0409D | | Setscrew, M10 x 35mm long | | | 8 |
| 16 | 1420/0008D | | Washer, M10 | | | 8 |
| 17 | 1370/0303D | | Nut, M10 | | | 8 |
| 18 | 926/07800 | | Seal, rubber | | | 1 |
| 19 | 331/50420 | | Bracket, radiator mounting | | | 1 |
| 20 | 1315/3512D | | Bolt, M12 x 50mm long | | | 2 |
| 21 | 1420/0009D | | Washer, M12 | | | 4 |
| 22 | 1370/0403D | | Nut, M12 | | | 2 |
| 23 | 926/07800 | | Seal, rubber | | | A/R |

Machine groups

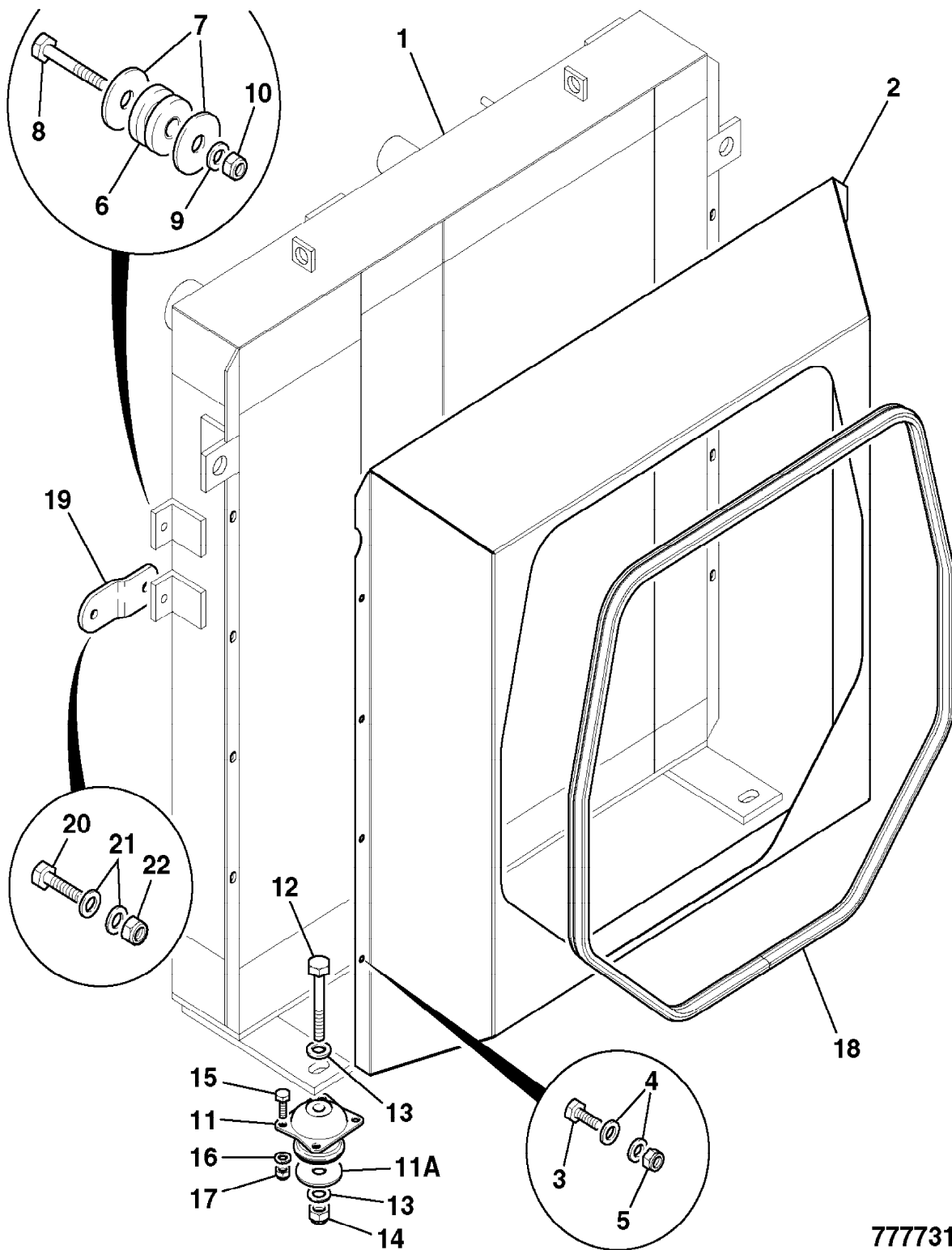
Machine group

From serial no.

To serial no.

.426

426



777731

9802/2740 U4-5-1 COOLER ASSEMBLY

Illustration

Machines

Top of catalogue

| Item | Part no. | Change No. | Description | Remarks | Usage code | Qty |
|------|------------|------------|---------------------------|--------------------|------------|-----|
| 1 | 30/926547 | | Cooler, combination | | | 1 |
| 2 | 30/926580 | | :Cooler, hydraulic oil | See section E1 | | 1 |
| 3 | 30/925866 | | :Radiator | See section U4-6-1 | | 1 |
| 4 | 30/925865 | | :Cooler, transmission oil | See section F6-1-1 | | 1 |
| 5 | 30/926581 | | :Cooler, charge air | See section U4-7-1 | | 1 |
| 6 | 30/926507 | | :Plate, base | | | 1 |
| 7 | 30/926506 | | :Plate, support | | | 1 |
| 8 | 1315/0505D | | :Screw, M12x20 | | | 8 |
| 9 | 1315/0509D | | :Screw, M12x35mm long | | | 8 |
| 10 | 1420/0009D | | :Washer, M12 | | | 16 |

Machine groups

Details

Machine group

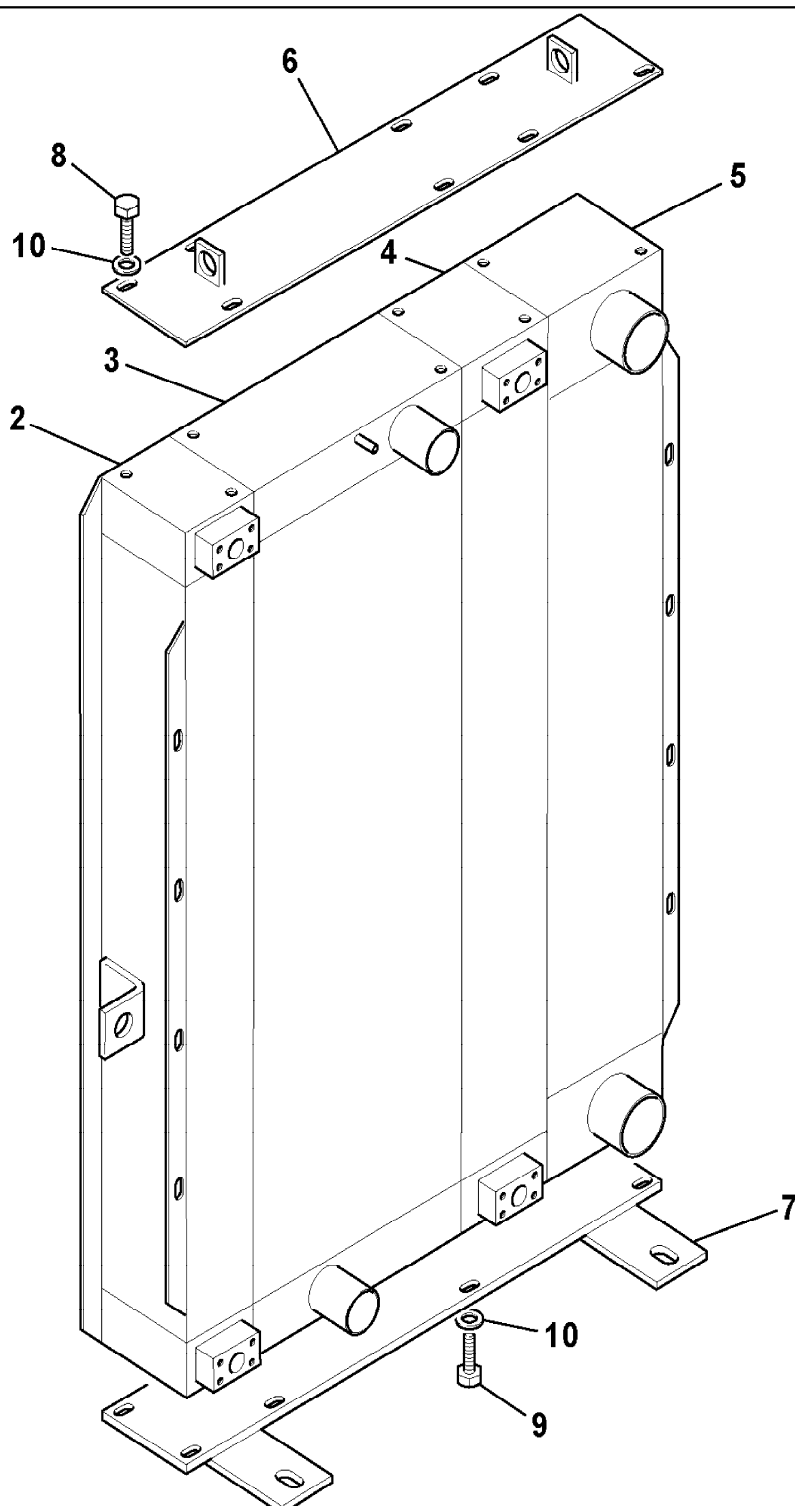
From serial no.

To serial no.

.426

426

1



441811

9802/2740 U4-5-2 COOLER ASSEMBLY, EPOXY COATED

Illustration

Machines

Top of catalogue

| Item | Part no. | Change No. | Description | Remarks | Usage code | Qty |
|------|-----------|------------|------------------------------------|---------|------------|-----|
| 1 | 30/926613 | | Cooler, combinationd, epoxy coated | | | 1 |

Machine groups

Details

Machine group

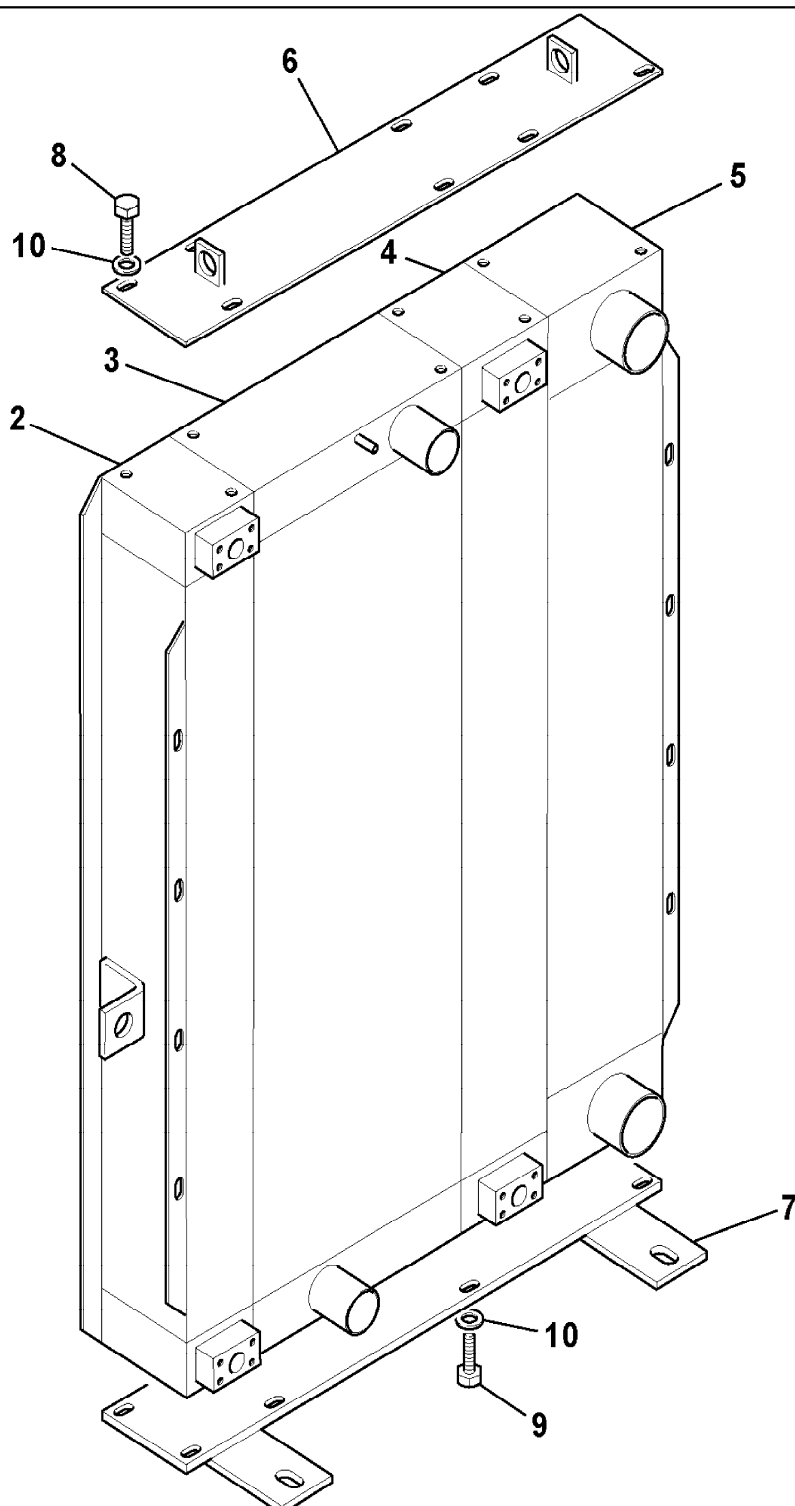
From serial no.

To serial no.

.426

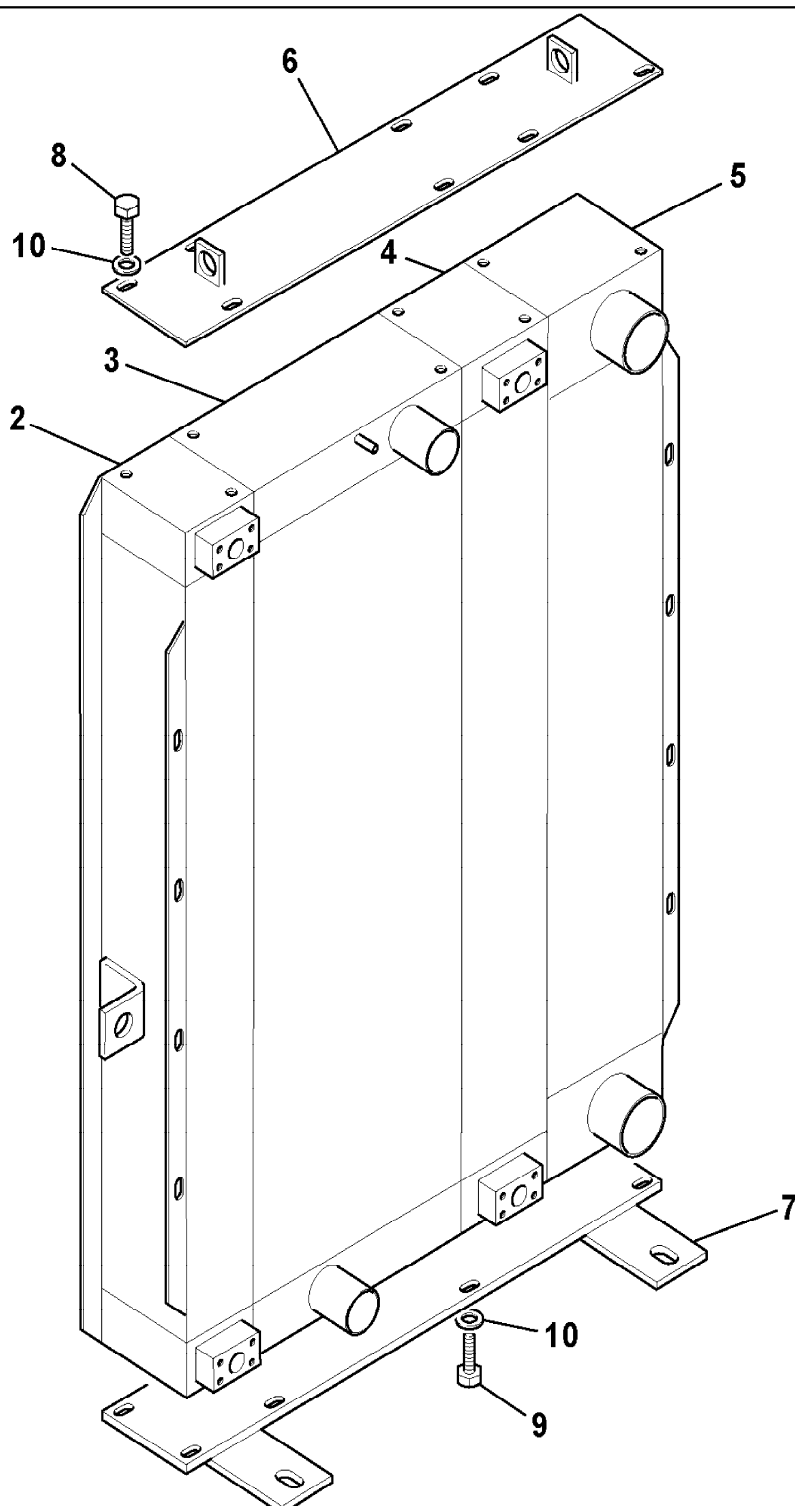
426

1



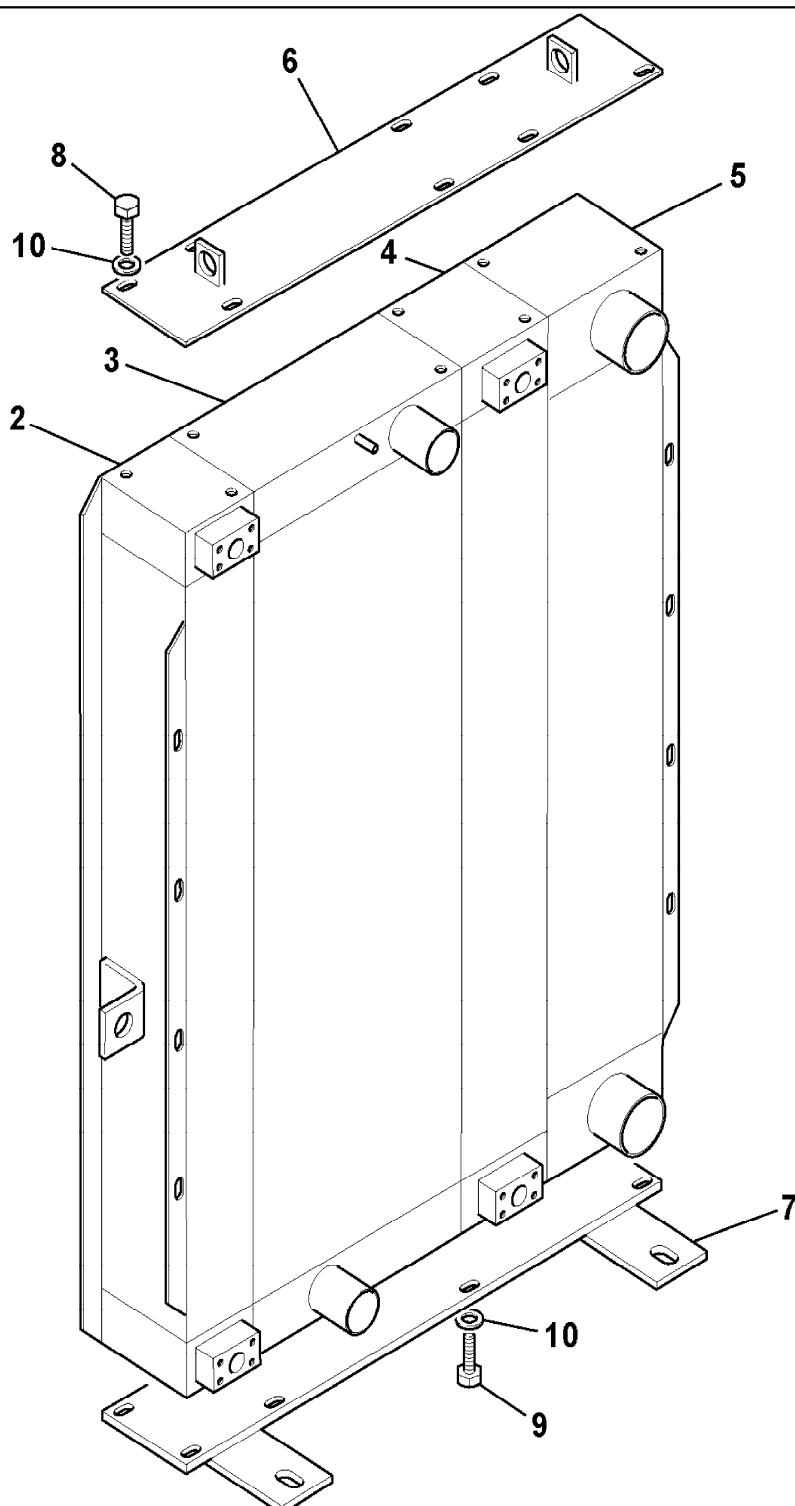
441811

1



441811

1



441811

9802/2740 U4-6-1 RADIATOR, HOSES & FITTINGS

Illustration

Machines

Top of catalogue

| Item | Part no. | Change No. | Description | Remarks | Usage code | Qty |
|------|------------|------------|---|------------------|------------|-----|
| | . | | 'See Remark' | See frame U4-5-1 | | 1 |
| 2 | 834/11197 | | Hose, top | | | 1 |
| 3 | 834/11247 | | Hose, bottom, 426 | | | 1 |
| 4 | 2201/0012 | | Clip, jubilee | | | 4 |
| 5 | 269/40239 | | Tank, expansion, assembly | | | 1 |
| 6 | 477/00223 | | :Cap, pressure assembly | | | 1 |
| 7 | 477/01627 | | :Connector, outlet | | | 1 |
| 8 | 1406/0026 | | :Washer, seal | | | 1 |
| 9 | 32/925219 | | :Adapter, 90 deg elbow | | | 2 |
| 10 | 477/00549 | | Stud, M8 x 178 | | | 1 |
| 11 | 331/23788 | | Plate, retaining, expansion tank | | | 1 |
| 12 | 1370/0203D | | Nut, lock | | | 2 |
| 13 | 1420/0007D | | Washer, M8 plain | | | 2 |
| 14 | 648/00425 | | Hose, 9.5mm x 1030mm | | | 1 |
| 14A | 648/00422 | | Hose, 600mm long | | | 1 |
| 15 | 648/00421 | | Hose, 9.5mm bore 760mm lg | | | 2 |
| 16 | 2201/0003 | | Clip, jubilee | | | 8 |
| 17 | 477/00969 | | Adapter | | | 1 |
| 18 | 2201/0008 | | Clip, jubilee | | | 3 |
| 20 | 834/11212 | | Hose, water feed | | | 1 |
| 21 | 2201/0006 | | Clip, jubilee | | | 6 |
| 22 | 25/221626 | | Tap, heater | | | 1 |
| 23 | 834/11214 | | Hose, heater | | | 1 |
| 24 | 816/90678 | | Adapter | | | 1 |
| 25 | 830/00642 | | Pipe, water connection | | | 1 |
| 26 | 821/00329 | | Clip, 'P' (size No.10), 25mm clamp diameter | | | 2 |
| 26A | 1315/0205D | | Setscrew, M6 x 20mm long | | | 3 |
| 26B | 1370/0103D | | Nut, M6 lock | | | 3 |
| 26C | 1420/0006D | | Washer, M6 plain | | | 6 |
| 27 | 1315/0405D | | Setscrew | | | 2 |
| 28 | 1420/0008D | | Washer, M10 | | | 2 |
| 29 | 821/00347 | | Clamp, twin | | | 2 |
| 30 | 821/00335 | | Cover | | | 1 |
| 31 | 1315/3316D | | Bolt, M8x70 | | | 1 |

| | | | | | | |
|-----|------------|--|---------------------------------------|----------------------------|--|-----|
| 32 | 1420/0007D | | Washer, M8 plain | | | 1 |
| 33 | 1370/0203D | | Nut, lock | | | 3 |
| 34 | 834/11109 | | Hose, heater return | | | 1 |
| 35 | 2410/0209 | | Grommet | | | 1 |
| 36 | 830/12729 | | Pipe, CAC compressor, to cooler | | | 1 |
| 37 | 834/11108 | | Hose, heater feed | | | 1 |
| 38 | 2201/0005 | | Clip, jubilee | | | 1 |
| 39 | 331/55737 | | Bracket, water hose support | | | 1 |
| 40 | 1315/0505D | | Screw, M12x20 | | | 2 |
| 41 | 1370/0203D | | Nut, lock | | | 2 |
| 41A | 1420/0009D | | Washer, M12 | | | 4 |
| 42 | 821/00501 | | Clip, 70mm | | | 2 |
| 42A | 1315/0307D | | Setscrew, M8x25 | | | 2 |
| 42B | 1420/0007D | | Washer, M8 plain | | | 4 |
| 42C | 1370/0203D | | Nut, lock | | | 2 |
| 43 | 821/10387 | | Clip, 'p' 35mm | | | 2 |
| 43A | 1315/0307D | | Setscrew, M8x25 | | | 2 |
| 43B | 1420/0007D | | Washer, M8 plain | | | 4 |
| 43C | 1370/0203D | | Nut, lock | | | 2 |
| 44 | 893/14026 | | Coupling, hose 1/2"BSP | | | 1 |
| 45 | 816/90464 | | Plug, blanking 1/2"BSP | | | 1 |
| 46 | 331/52328 | | Plate, hose guide | | | 1 |
| 47 | 826/10977 | | Nut, rivet,M8 Hex, low profile | | | 2 |
| 48 | 1315/0303D | | Setscrew | | | 2 |
| 50 | 926/04800 | | Strip, edging | 200mm required for item 46 | | A/R |
| 51 | 821/00377 | | Clip, 'P', 30mm diameter | | | 3 |
| 52 | 1315/0505D | | Screw, M12x20 | | | 2 |
| 53 | 1420/0009D | | Washer, M12 | | | 1 |
| 54 | 829/30608 | | Spacer | For item 29 | | 1 |
| 55 | 821/10087 | | Clip | For item 14 | | 2 |
| 56 | 828/10352 | | Grommet | | | 1 |
| 57 | 265/02812 | | Bracket, mounting, grid heater wiring | For item 23 | | 1 |
| 58 | 1315/0205D | | Setscrew, M6 x 20mm long | | | 1 |

| | | | | | | |
|-----|------------|--|------------------|--|--|---|
| 59 | 1420/0006D | | Washer, M6 plain | | | 1 |
| 60 | 1370/0103D | | Nut, M6 lock | | | 1 |
| 61 | 331/58653 | | Bracket | | | 1 |
| 61A | 1315/0505D | | Screw, M12x20 | | | 2 |
| 61B | 1420/0009D | | Washer, M12 | | | 2 |

Machine groups

Details

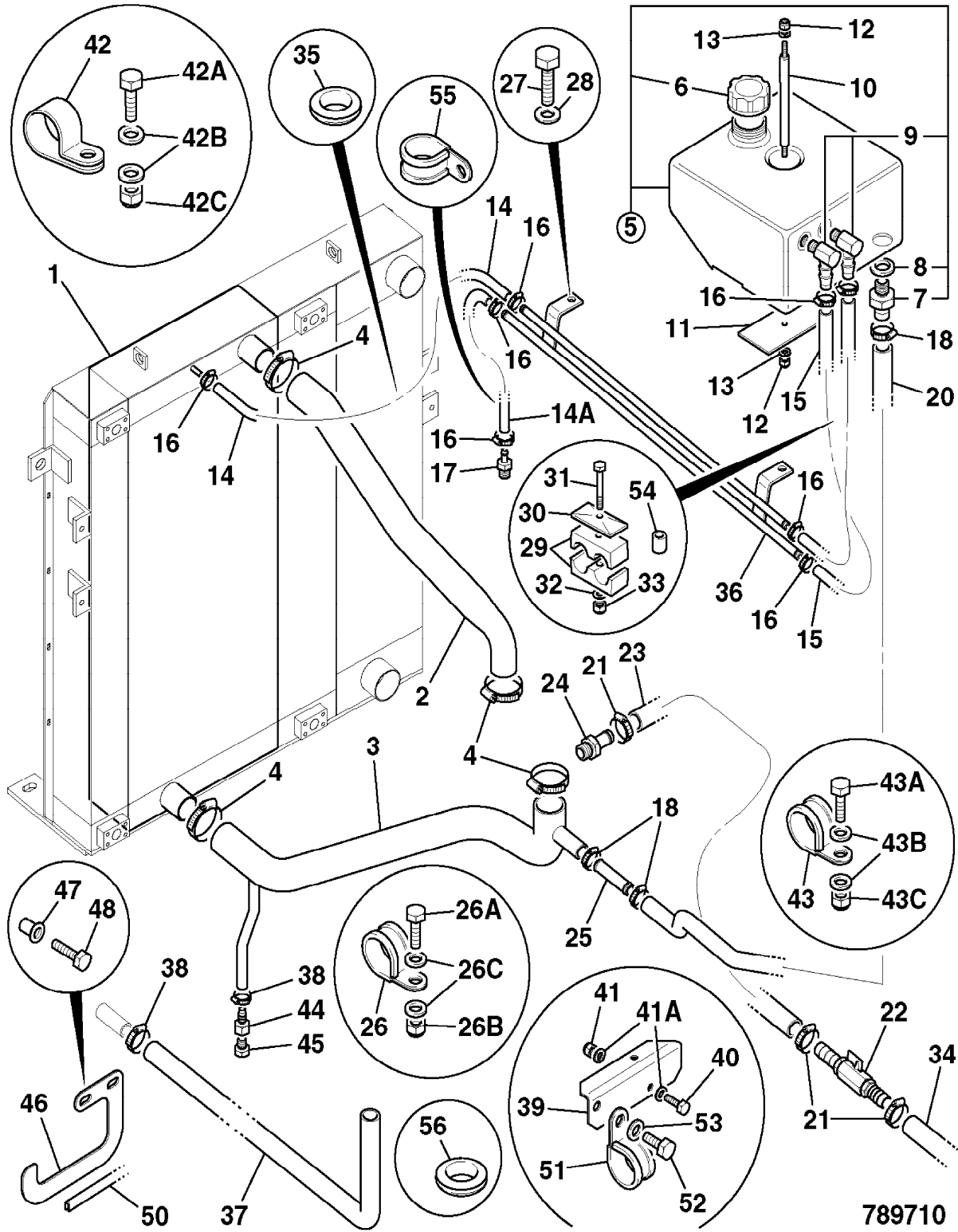
Machine group

From serial no.

To serial no.

.426

426



789710

9802/2740 U4-7-1 COOLER, AIR CHARGE, HOSE & PIPEWORK

Illustration

Machines

Top of catalogue

| Item | Part no. | Change No. | Description | Remarks | Usage code | Qty |
|------|-----------|------------|------------------------------|---------|------------|-----|
| 1 | 30/926581 | | Cooler, charge air | | | 1 |
| 2 | 830/12991 | | Pipe, CAC to inlet | | | 1 |
| 3 | 830/12754 | | Adapter, CAC pipe | | | 1 |
| 4 | 830/12750 | | Pipe, charge air coolingC | | | 1 |
| 5 | 834/10589 | | Coupling, flexible | | | 1 |
| 6 | 834/10457 | | Hose, air charge cooler | | | 3 |
| 7 | 821/10183 | | Clamp, spring loaded, T bolt | | | 8 |
| 8 | 826/01194 | | Bolt, "u" | | | 1 |
| 9 | TBA | | Part number, Not Yet Known | | | 1 |
| 10 | TBA | | Part number, Not Yet Known | | | 1 |
| 11 | TBA | | Part number, Not Yet Known | | | 1 |
| 12 | 02/911205 | | Pipe, elbow, air transfer | | | 1 |
| 13 | 02/910113 | | :Plug | | | 1 |
| 14 | 02/911206 | | Seal, o ring | | | 1 |
| 15 | 02/911467 | | Clamp, V band | | | 1 |
| 16 | 02/911204 | | Nut, lock | | | 1 |

Machine groups

Details

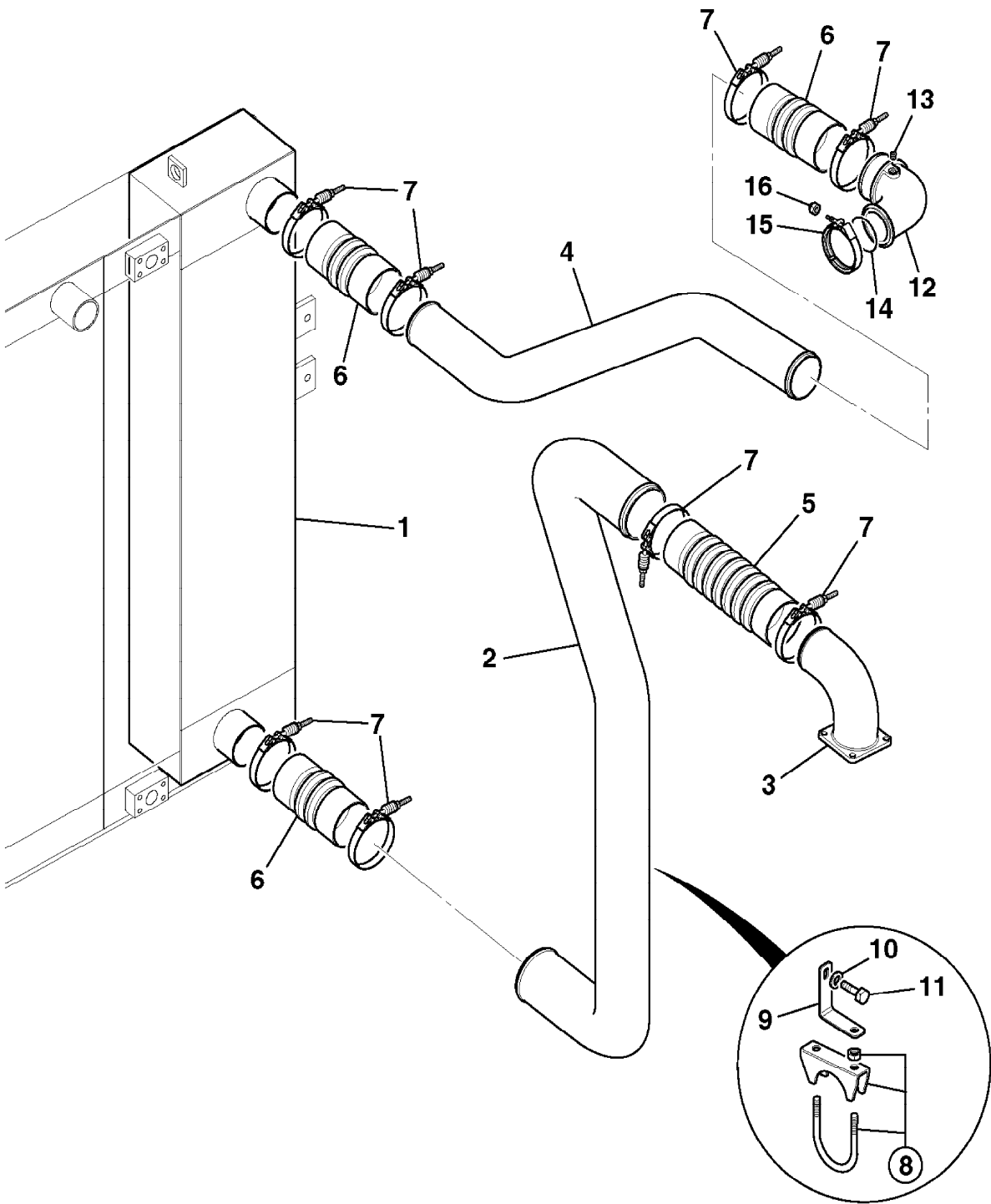
Machine group

From serial no.

To serial no.

.426

426



786700

9802/2740 U5-1-1 SUMP, OIL, & FITTINGS

Illustration

Machines

Top of catalogue

| Item | Part no. | Change No. | Description | Remarks | Usage code | Qty |
|------|------------|------------|---------------------------|---------|------------|-----|
| 1 | 02/910966 | | Kit-oil sump | | | 1 |
| 2 | 02/911270 | | :Plate, clamping | | | 1 |
| 3 | 02/911111 | | :Screw, M8 x 25 | | | 4 |
| 4 | 02/910990 | | :Gasket, oil sump | | | 1 |
| 5 | 02/910126 | | Plug, oil drain | | | 1 |
| 6 | 02/910122 | | Washer, seal | | | 1 |
| 7 | 02/910724 | | Plug | | | 1 |
| 8 | 02/910127 | | Washer, seal | | | 1 |
| 9 | 02/911072 | | Screw, M8 x 21mm | | | 36 |
| 10 | 02/911002 | | Screw, M8 x 20mm | | | 4 |
| 11 | 02/910124 | | Pipe, oil suction | | | 1 |
| 12 | 02/910889 | | Gasket, oil suction pipe | | | 1 |
| 13 | 02/911072 | | Screw, M8 x 21mm | | | 4 |
| 14 | 331/55482 | | Tube, dipstick | | | 1 |
| 15 | 331/55834 | | Dipstick | | | 1 |
| 16 | 335/10716 | | Bracket, dipstick support | | | 1 |
| 17 | 1315/0408D | | Setscrew, M10 x 30 | | | 1 |
| 18 | 1370/0303D | | Nut, M10 | | | 1 |
| 19 | 1420/0008D | | Washer, M10 | | | 2 |
| 20 | 821/00410 | | Clip, pipe | | | 1 |
| 21 | 1315/0207D | | Screw, M6 x 25mm | | | 1 |
| 22 | 1370/0103D | | Nut, M6 lock | | | 1 |
| 23 | 1420/0006D | | Washer, M6 plain | | | 2 |
| 24 | 816/27034 | | Adapter | | | 1 |

Machine groups

Details

Machine group

From serial no.

To serial no.

.426

426

Illustration Not Available at
Time of Publication

9802/2740 U5-2-1 PUMP, OIL

Illustration

Machines

Top of catalogue

| Item | Part no. | Change No. | Description | Remarks | Usage code | Qty |
|------|-----------|-------------|-----------------------|---------|------------|-----|
| 1 | 02/910991 | toE21720578 | Pump, oil, assembly | | | 1 |
| | 02/912577 | E21720579on | Pump, lubricating oil | | | 1 |
| 2 | 02/911032 | | Screw | | | 4 |

Machine groups

Details

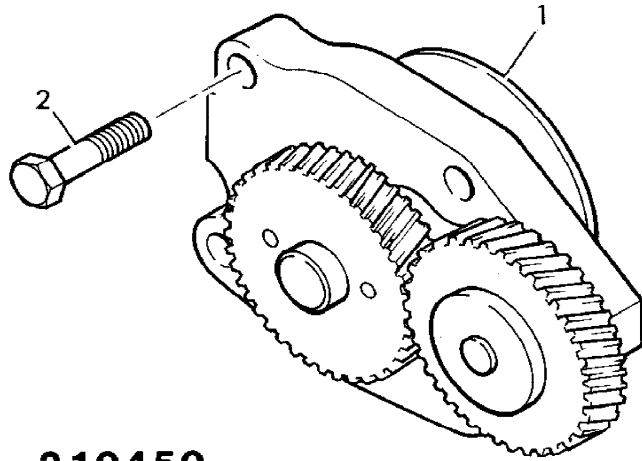
Machine group

From serial no.

To serial no.

.426

426



210450

9802/2740 U5-4-1 FILTER, OIL & COOLER

Illustration

Machines

Top of catalogue

| Item | Part no. | Change No. | Description | Remarks | Usage code | Qty |
|------|-----------|------------|------------------------------------|---------|------------|-----|
| 1 | 02/910128 | | Head, filter | | | 1 |
| 2 | 02/910129 | | :Adapter, filter connector | | | 1 |
| 3 | 02/910832 | | Valve, oil pressure relief | | | 1 |
| 4 | 02/910132 | | Plunger, pressure regulator | | | 1 |
| 5 | 02/910133 | | Spring, oil relief valve | | | 1 |
| 6 | 02/910893 | | O Ring | | | 1 |
| 7 | 02/910135 | | Plug | | | 1 |
| 8 | 02/910137 | | Element, oil cooling | | | 1 |
| 9 | 02/910895 | | Gasket, oil cooler to block | | | 1 |
| 10 | 02/910894 | | Gasket, oil filter head | | | 1 |
| 11 | 02/911027 | | Bolt, M8x35 | | | 14 |
| 12 | 02/910970 | | Element, oil filter, canister type | 500hr | | 1 |
| 13 | 701/60065 | | Switch, engine oil pressure | | | 1 |

Machine groups

Details

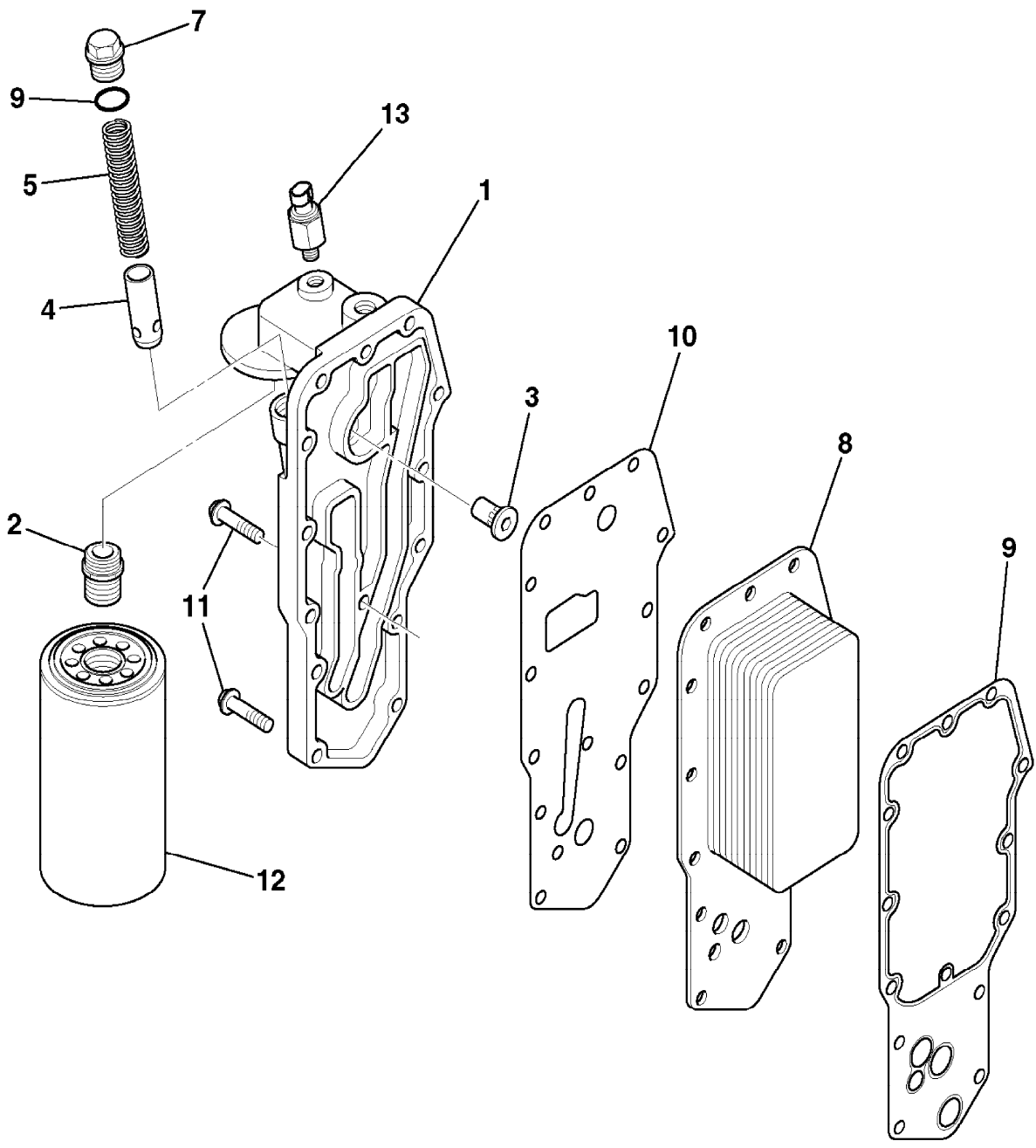
Machine group

From serial no.

To serial no.

.426

426



441740

9802/2740 U6-1-1 PUMP, FUEL INJECTION, INSTALLATION

Illustration

Machines

Top of catalogue

| Item | Part no. | Change No. | Description | Remarks | Usage code | Qty |
|------|-----------|------------|----------------------------|---------|------------|-----|
| 1 | 17/920400 | | Pump, fuel injection | | | 1 |
| 2 | TBA | | Part number, Not Yet Known | | | 1 |
| 3 | 02/911421 | | Nut | | | 1 |
| 4 | 02/911459 | | Gear, fuel pump | | | 1 |
| 5 | 02/912189 | | Gasket | | | 1 |
| 6 | 02/911455 | | Stud, , M8x1.25 | | | 3 |
| 7 | 02/911117 | | Nut | | | 3 |
| 8 | 02/911456 | | Bracket, fuel pump | | | 1 |
| 9 | 02/911457 | | Screw, round head | | | 2 |
| 10 | 02/911002 | | Screw, M8 x 20mm | | | 1 |

Machine groups

Details

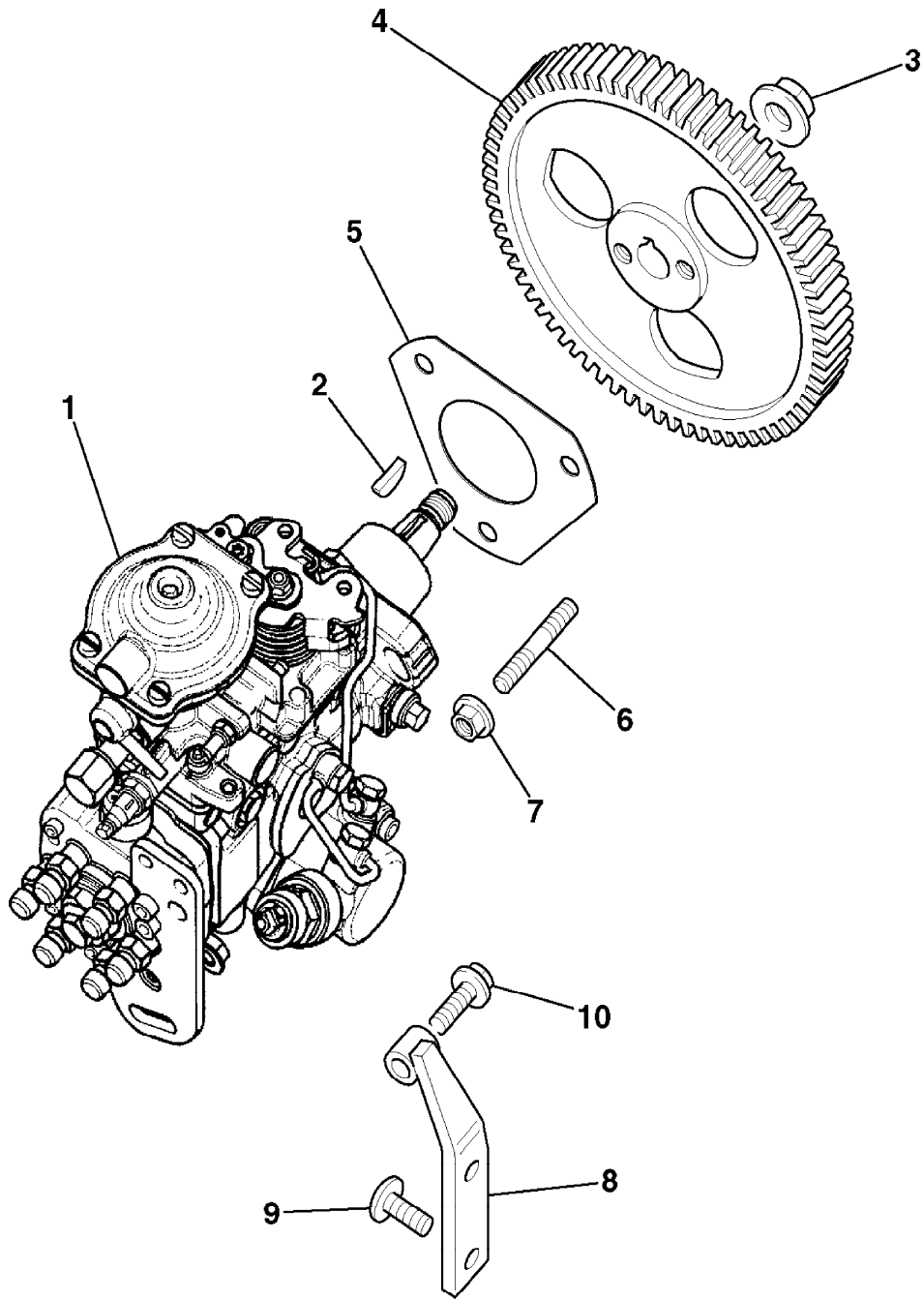
Machine group

From serial no.

To serial no.

.426

426



427470

9802/2740 U6-11-1 PUMP,FUEL INJECTION, SERVICE PARTS

Illustration

Machines

Top of catalogue

| Item | Part no. | Change No. | Description | Remarks | Usage code | Qty |
|------|-----------|------------|------------------------|---------|------------|-----|
| 1 | 17/920400 | | Pump, fuel injection | | | 1 |
| 2 | 17/920019 | | Plate, cover | | | 1 |
| 3 | 17/920018 | | Plate, sealing | | | 1 |
| 4 | 17/920020 | | Screw | | | 2 |
| 5 | 17/922106 | | Screw, shoulder | | | 2 |
| 6 | 17/922107 | | Gasket | | | 2 |
| 7 | 17/922105 | | Bush, flanged | | | 1 |
| 8 | 17/922125 | | Spring | | | 1 |
| 9 | 17/922123 | | Lever, control | | | 1 |
| 10 | 17/922124 | | Washer | | | 1 |
| 11 | 17/922122 | | Screw | | | 1 |
| 12 | 17/922104 | | Washer, spring | | | 1 |
| 13 | 17/922121 | | Lever, control | | | 1 |
| 14 | 17/922103 | | Lever, control | | | 1 |
| 15 | 17/922127 | | Seat, spring | | | 1 |
| 16 | 17/920009 | | Spring | | | 1 |
| 17 | 17/922126 | | Seat, spring | | | 1 |
| 18 | 17/920007 | | Valve, control | | | 1 |
| 19 | 17/920006 | | O Ring | | | 1 |
| 20 | 17/920004 | | O Ring | | | 1 |
| 21 | 17/920014 | | Pipe | | | 1 |
| 22 | 17/922133 | | Bolt, banjo | | | 2 |
| 23 | 17/922130 | | Seal, flat ring | | | 2 |
| 24 | 32/911703 | | Washer, seal | | | 2 |
| 25 | 17/920013 | | Adapter | | | 1 |
| 26 | 17/922113 | | Seal, flat ring | | | 1 |
| 27 | 17/920017 | | Screw | | | 1 |
| 28 | 17/920016 | | O Ring | | | 1 |
| 29 | 716/30233 | | Solenoid, fuel advance | | | 1 |
| 30 | 17/920010 | | Terminal | | | 1 |
| 31 | 17/922118 | | Nut, flange | | | 1 |
| 32 | 17/920015 | | Pipe | | | 1 |
| 33 | 17/922129 | | Bolt, banjo | | | 2 |
| 34 | 17/922130 | | Seal, flat ring | | | 4 |
| 35 | 17/920003 | | Nut, cap | | | 1 |
| 36 | 17/920002 | | Ring, seal | | | 3 |
| 37 | 17/920008 | | Sleeve, protection | | | 1 |
| 38 | 17/920001 | | Valve, overflow | | | 1 |
| 39 | 17/920011 | | Plate, support | | | 1 |
| 40 | 17/922117 | | Screw, star drive | | | 1 |

| | | | | | | |
|----|-----------|--|-------------------------|--|--|---|
| 41 | 17/300223 | | Capscrew | | | 2 |
| 42 | 17/922109 | | Plug | | | 1 |
| 43 | 17/922110 | | Screw, bleed | | | 1 |
| 44 | 17/922108 | | O Ring | | | 1 |
| 45 | 17/920005 | | Adapter, fuel connector | | | 6 |
| 46 | 17/922101 | | Gasket | | | 6 |
| 47 | 716/30248 | | Solenoid | | | 1 |
| 48 | 17/920012 | | Terminal | | | 1 |
| 49 | 17/922118 | | Nut, flange | | | 1 |

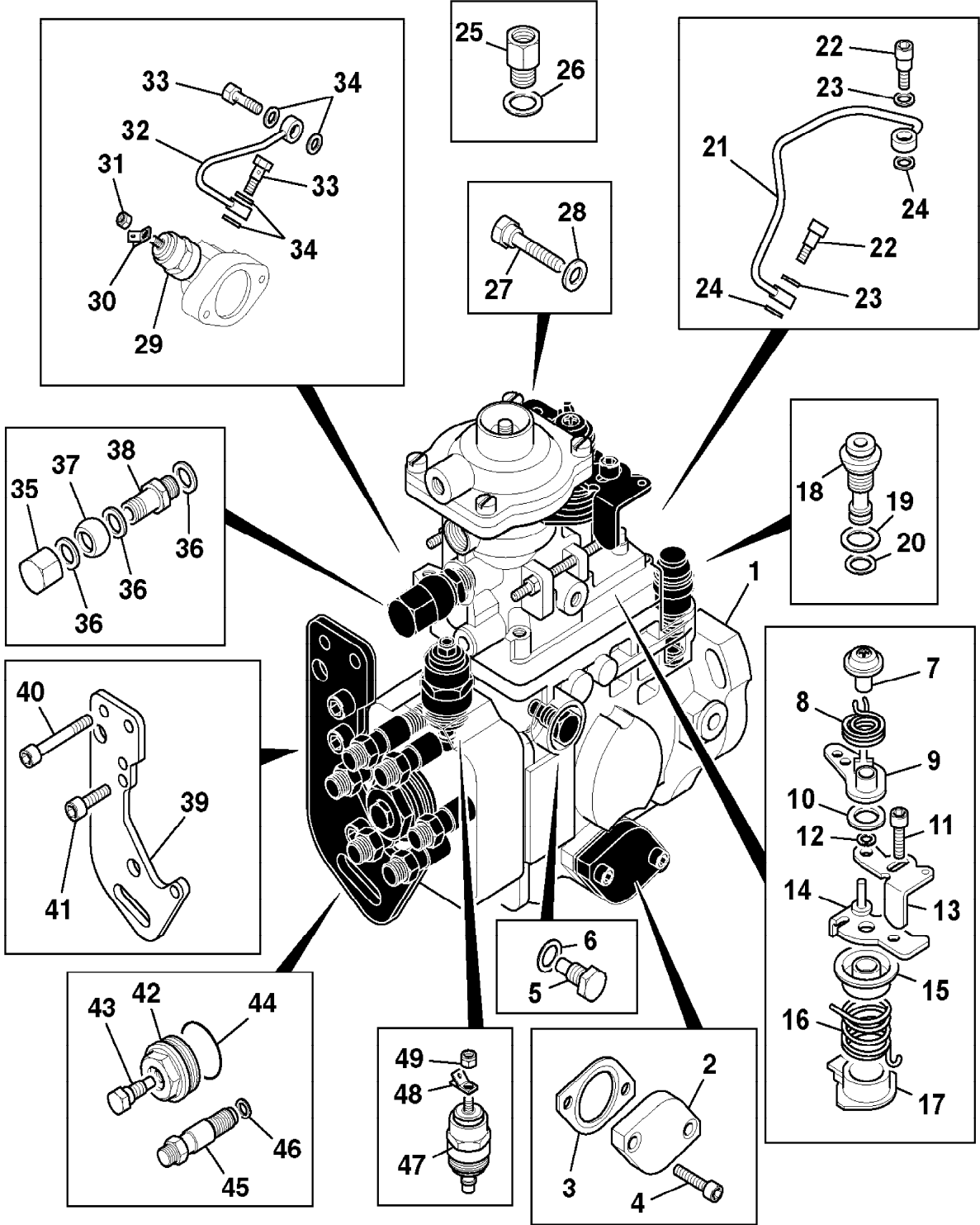
Machine groups

Details

Machine group From serial no. To serial no.

.426

426



740930

9802/2740 U6-2-1 INJECTORS, FUEL, & INJECTION PIPES

Illustration

Machines

Top of catalogue

| Item | Part no. | Change No. | Description | Remarks | Usage code | Qty |
|------|-----------|------------|----------------------------------|---------|------------|-----|
| 1 | 02/911483 | | Pipes, injectors,1,2,3, assembly | | | 1 |
| 2 | 02/910673 | | :Plate, clamping | | | 1 |
| 3 | 02/910248 | | :Plate, clamping | | | 1 |
| 4 | 02/910258 | | :Damper, vibration | | | 2 |
| 5 | 02/910259 | | :Damper, vibration | | | 6 |
| 6 | 02/911485 | | :Bracket, injector pipe | | | 1 |
| 7 | 02/911079 | | :Screw | | | 7 |
| 8 | 02/911491 | | :Pipe, injector No 1 | | | 1 |
| 9 | 02/911492 | | :Pipe, injector No 2 | | | 1 |
| 10 | 02/911493 | | :Pipe, injector No 3 | | | 1 |
| 11 | 02/911257 | | :Plate, clamping | | | 3 |
| 12 | 02/911258 | | :Plate, clamping | | | 1 |
| 13 | 02/911259 | | :Plate, clamping | | | 1 |
| 14 | 02/911484 | | Pipes, injectors 4,5,6, assembly | | | 1 |
| 15 | 02/911486 | | :Plate, clamping | | | 1 |
| 16 | 02/910248 | | :Plate, clamping | | | 1 |
| | 02/910259 | | :Damper, vibration | | | 6 |
| 17 | 02/910259 | | :Damper, vibration | | | 6 |
| 18 | 02/911079 | | :Screw | | | 6 |
| 19 | 02/911494 | | :Pipe, injector No 4 | | | 1 |
| 20 | 02/911495 | | :Pipe, injector No 5 | | | 1 |
| 21 | 02/911496 | | :Pipe, injector No 6 | | | 1 |
| 22 | 02/911257 | | :Plate, clamping | | | 3 |
| 23 | 02/911487 | | :Plate, clamping | | | 1 |
| 24 | 02/911376 | | Screw | | | 4 |
| 25 | 17/920200 | | Injector, assembly | | | 6 |
| 26 | 02/910192 | | :Seal | | | 1 |
| 27 | 02/910191 | | :Seal | | | 1 |
| 28 | 02/910238 | | Bolt, banjo | | | 6 |
| 29 | 02/911463 | | Manifold, pipe,fuel | | | 1 |
| 30 | 02/911461 | | Connector, banjo | | | 1 |
| 31 | 02/911452 | | Washer, sealing | | | 2 |
| 32 | 02/910245 | | Valve, non-return | | | 1 |
| 33 | 02/910244 | | Washer, seal | | | 2 |

Machine groups

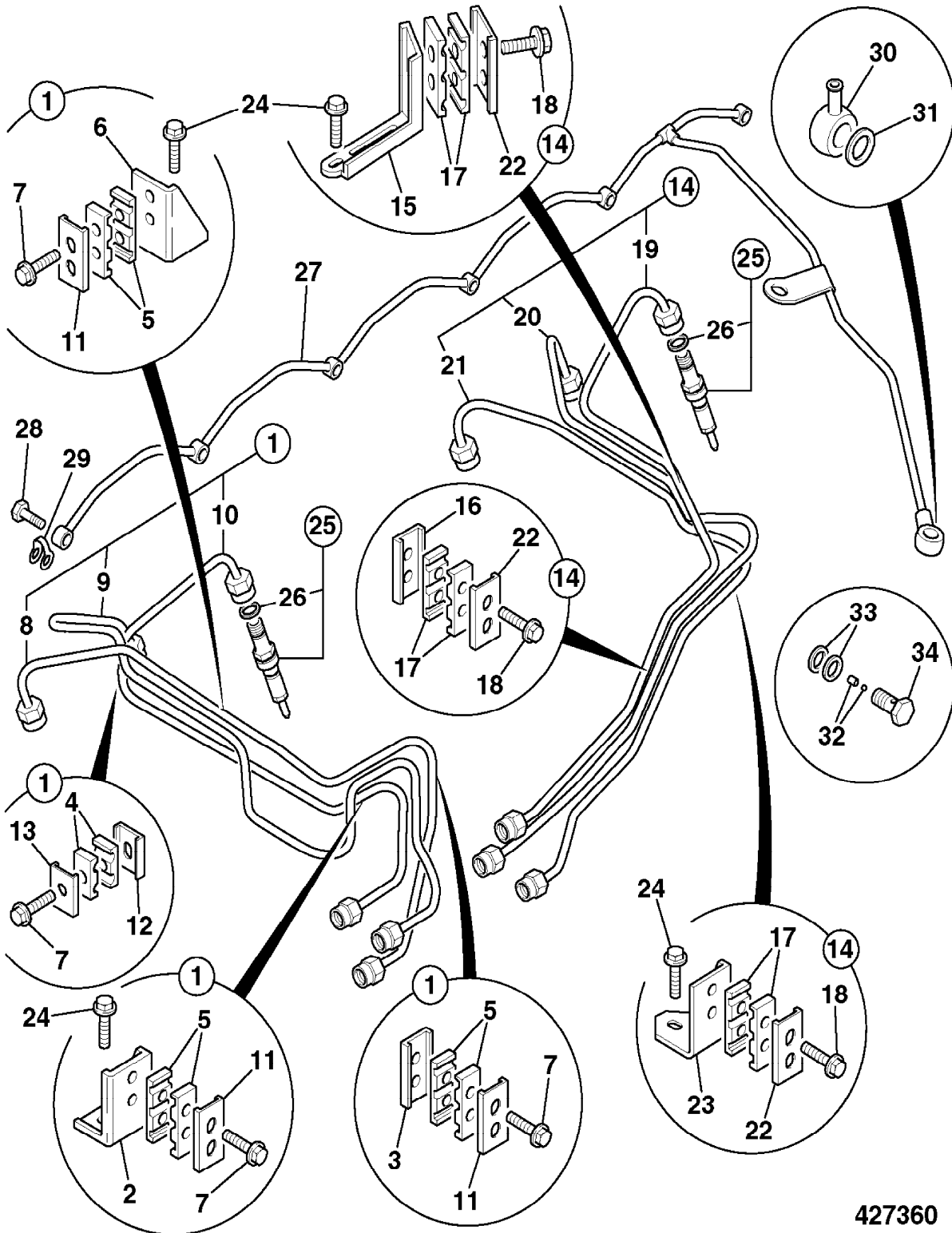
Machine group

From serial no.

To serial no.

.426

426



427360

9802/2740 U6-3-1 FUEL PIPES, INJECTION PUMP

Illustration

Machines

Top of catalogue

| Item | Part no. | Change No. | Description | Remarks | Usage code | Qty |
|------|-----------|------------|----------------------------|---------|------------|-----|
| 1 | 02/911453 | | Pipe, fuel supply | | | 1 |
| 2 | 02/910294 | | Bolt, banjo assembly | | | 1 |
| 3 | 02/911451 | | :Screw, captive washer cap | | | 1 |
| 4 | 02/910912 | | :Washer, sealing | | | 1 |
| 5 | 02/911452 | | Washer, sealing | | | 2 |
| 6 | 02/912190 | | Pipe, air fuel control | | | 1 |
| 7 | 02/911448 | | Seal, grommet | | | 1 |
| 8 | 02/910915 | | Adapter, male elbow | | | 1 |
| 9 | 02/911449 | | Screw, banjo connector | | | 1 |
| 10 | 02/910244 | | Washer, seal | | | 2 |
| 11 | 02/910272 | | Adapter, elbow | | | 1 |

Machine groups

Details

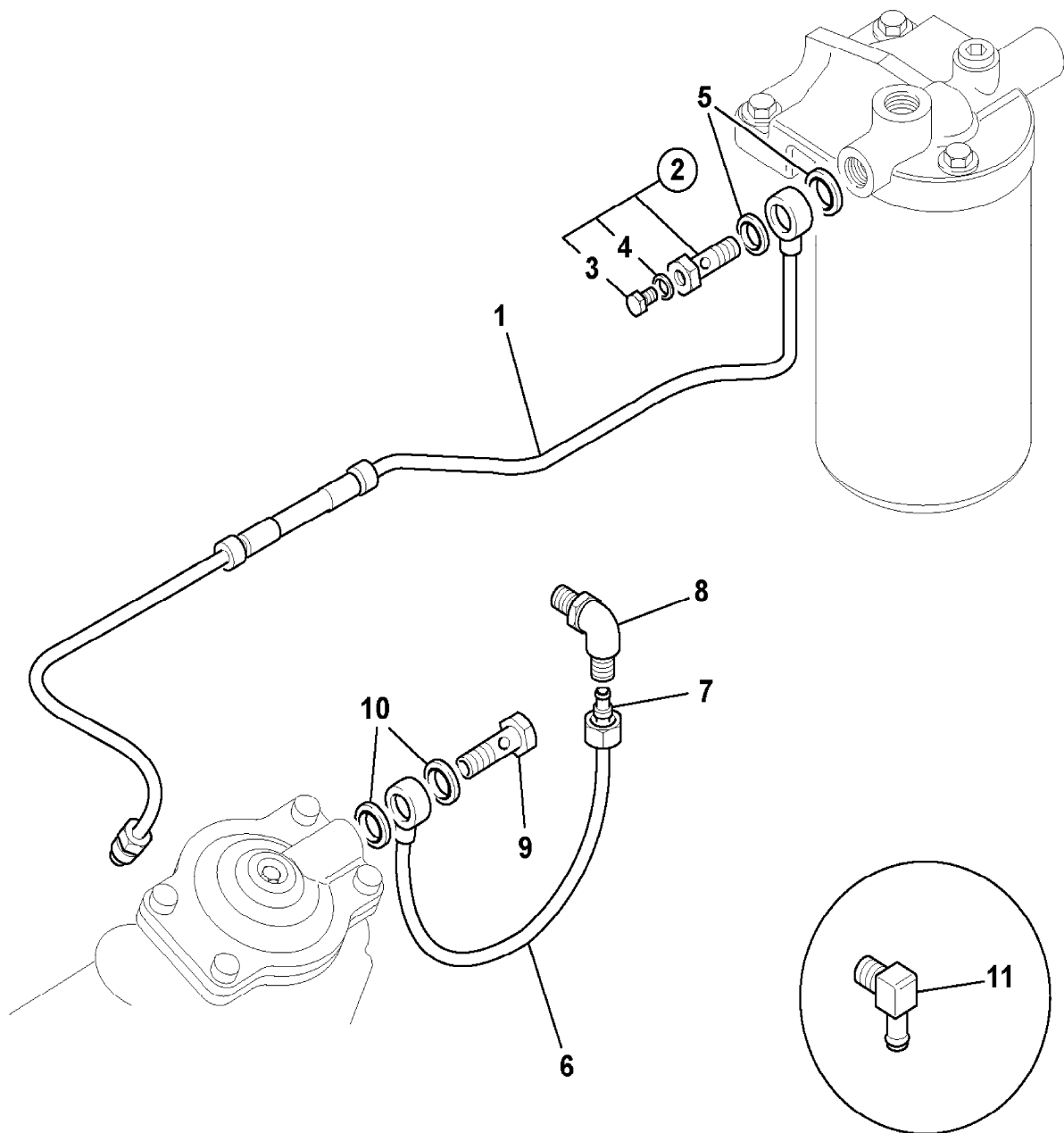
Machine group

From serial no.

To serial no.

.426

426



427651

9802/2740 U6-4-1 FUEL PIPES, FUEL TANK TO FILTER

Illustration

Machines

Top of catalogue

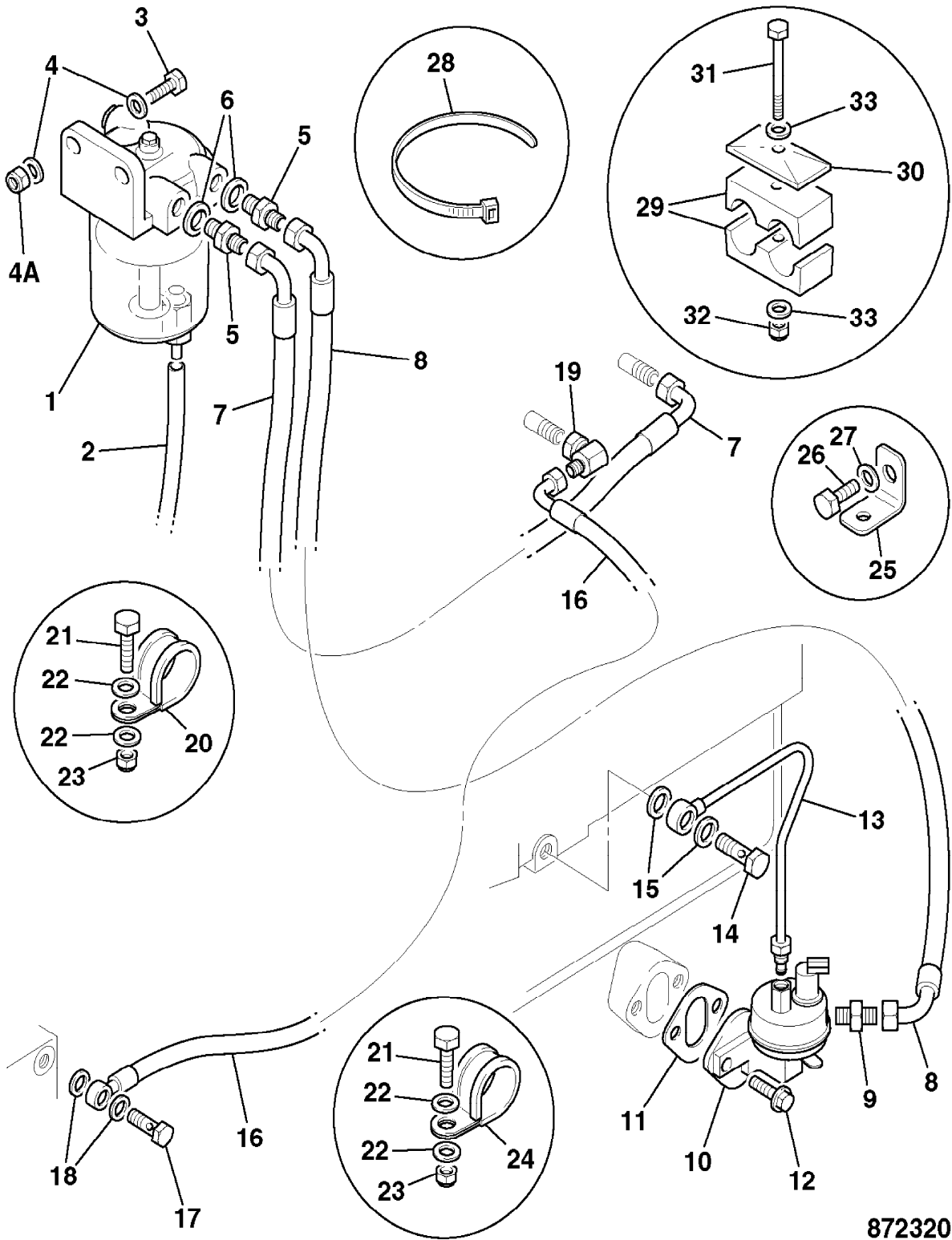
| Item | Part no. | Change No. | Description | Remarks | Usage code | Qty |
|------|------------|------------|--|------------------------------------|------------|-----|
| 1 | 32/914200 | | Filter, fuel sedimentor | For service parts see frame U6-6-1 | | 1 |
| 2 | 647/02117 | | Tube | | | A/R |
| 3 | 1315/0409D | | Setscrew, M10 x 35mm long | | | 2 |
| 4 | 1420/0008D | | Washer, M10 | | | 4 |
| 4A | 1370/0303D | | Nut, M10 | | | 2 |
| 5 | 816/15176 | | Adapter, 3/8" BSP x M14 | | | 2 |
| 6 | 823/00507 | | Washer, copper | | | 2 |
| 7 | 649/51934 | | Hose, diesel fuel, tank to sedimenter | | | 1 |
| 8 | 649/51935 | | Hose, diesel fuel, sedimenter to l/pump | | | 1 |
| 9 | 816/00439 | | Adapter | | | 1 |
| 10 | 17/920401 | | Pump, fuel lift | | | 1 |
| 11 | 02/910910 | | Gasket | | | 1 |
| 12 | 02/911007 | | Bolt, M8x1.25x25 | | | 2 |
| 13 | 02/911460 | | Pipe, fuel supply | | | 1 |
| 14 | 02/910196 | | Bolt, banjo | | | 1 |
| 15 | 02/911452 | | Washer, sealing | | | 2 |
| 16 | 649/51799 | | Hose, diesel, fuel return | | | 1 |
| 17 | TBA | | Part number, Not Yet Known | | | 1 |
| 18 | 823/00372 | | Washer | | | 2 |
| 19 | 816/90761 | | Adapter, 90 deg. G3/4" | | | 1 |
| 20 | 821/10087 | | Clip | | | 1 |
| 21 | 1315/0205D | | Setscrew, M6 x 20mm long | | | 3 |
| 22 | 1420/0006D | | Washer, M6 plain | | | 6 |
| 23 | 1370/0103D | | Nut, M6 lock | | | 3 |
| 24 | 821/00306 | | Clip, 'P' (size No.6), 20mm clamp diameter | | | 2 |
| 25 | 265/02808 | | Bracket, mounting P clip | | | 2 |
| 26 | 1315/0507D | | Setscrew | | | 2 |
| 27 | 1420/0009D | | Washer, M12 | | | 2 |
| 28 | 826/01453 | | Tie, cable, double head | | | 4 |
| 29 | 821/00347 | | Clamp, twin | | | 2 |
| 30 | 821/00335 | | Cover | | | 1 |

| | | | | | | |
|----|------------|--|------------------|--|--|---|
| 31 | 1315/0312D | | Setscrew | | | 1 |
| 32 | 1370/0203D | | Nut, lock | | | 1 |
| 33 | 1420/0007D | | Washer, M8 plain | | | 2 |

Machine groups

Details

| Machine group | From serial no. | To serial no. |
|---------------|-----------------|---------------|
| .426 | | |
| 426 | | |



872320

9802/2740 U6-6-1 FILTER, FUEL SEDIMENT

Illustration

Machines

Top of catalogue

| Item | Part no. | Change No. | Description | Remarks | Usage code | Qty |
|------|-----------|------------|-------------------------|---------|------------|-----|
| 1 | 32/914200 | | Filter, fuel sedimentor | | | 1 |
| 2 | 32/914201 | | :Head, filter | | | 1 |
| 3 | 32/904702 | | :Nut, cap | | | 1 |
| 4 | 32/904703 | | :Washer, nylon seal, M6 | | | 1 |
| 5 | 32/904713 | | :Screw, bleed, 5mm | | | 1 |
| 6 | 32/904714 | | :O Ring | | | 1 |
| 7 | 32/914210 | | :Plug | | | 2 |
| 8 | 32/914211 | | :Washer | | | 1 |
| 9 | 32/904708 | | :Seal | | | 1 |
| 10 | 32/914202 | | :Filter, swirl cone | | | 1 |
| 11 | 32/904707 | | :Washer, locking | | | 1 |
| 12 | 32/914203 | | :Strainer, gauze | | | 1 |
| 13 | 32/914204 | | :O Ring | | | 1 |
| 14 | 32/914205 | | :Washer | | | 1 |
| 15 | 32/914206 | | :Spring | | | 1 |
| 16 | 32/914212 | | :Bowl, filter | | | 1 |
| 17 | 32/914207 | | :Tap, drain | | | 1 |
| 18 | 32/914208 | | :Seal | | | 1 |
| 19 | 32/914209 | | :Washer, fibre | | | 1 |

Machine groups

Details

Machine group

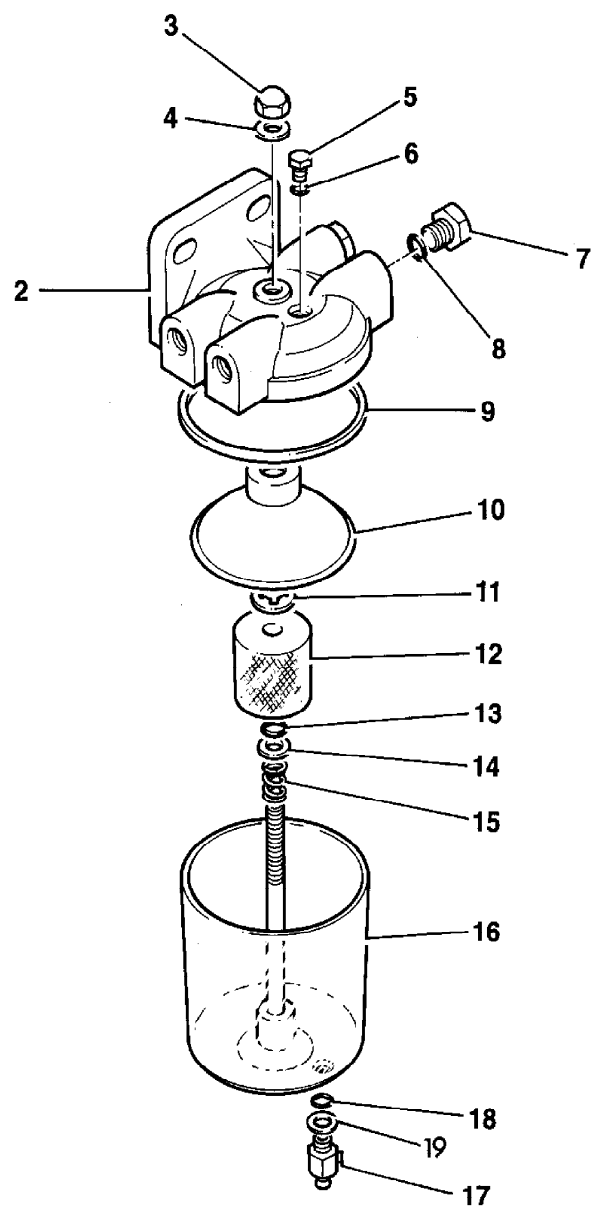
From serial no.

To serial no.

.426

426

1



269481

9802/2740 U6-6-5 FILTER, PRE-FILTER, SALES SPECIAL

Illustration

Machines

Top of catalogue

| Item | Part no. | Change No. | Description | Remarks | Usage code | Qty |
|------|------------|------------|--|---|------------|-----|
| 1 | . | | 'See Remark' | Pre filter(cummins ref. 3329289) S/S 8144 | | 1 |
| 2 | 331/62137 | | Bracket | | | 1 |
| 3 | 649/52138 | | Hose | Tank to pre-filter | | 1 |
| 4 | 649/52137 | | Hose | Pre-filter to pump | | 1 |
| 6 | 826/01104 | | Nut, rivet | | | 2 |
| 7 | 1315/0407D | | Setscrew, M10 x 25mm long | | | 2 |
| 8 | 1420/0008D | | Washer, M10 | | | 2 |
| 9 | . | | 'See Remark' | Filter head (Cummins ref. 3930618S) | | 1 |
| 10 | 816/60106 | | Adapter | | | 2 |
| 11 | . | | 'See Remark' | 3/8" x 1" UNC screw | | 4 |
| 12 | 1410/0003Z | | Washer | | | 4 |
| 13 | 265/02808 | | Bracket, mounting P clip | | | 1 |
| 14 | 821/00306 | | Clip, 'P' (size No.6), 20mm clamp diameter | | | 1 |
| 15 | 1315/0205D | | Setscrew, M6 x 20mm long | | | 1 |
| 16 | 1370/0103D | | Nut, M6 lock | | | 1 |
| 17 | 1420/0006D | | Washer, M6 plain | | | 2 |

Machine groups

Details

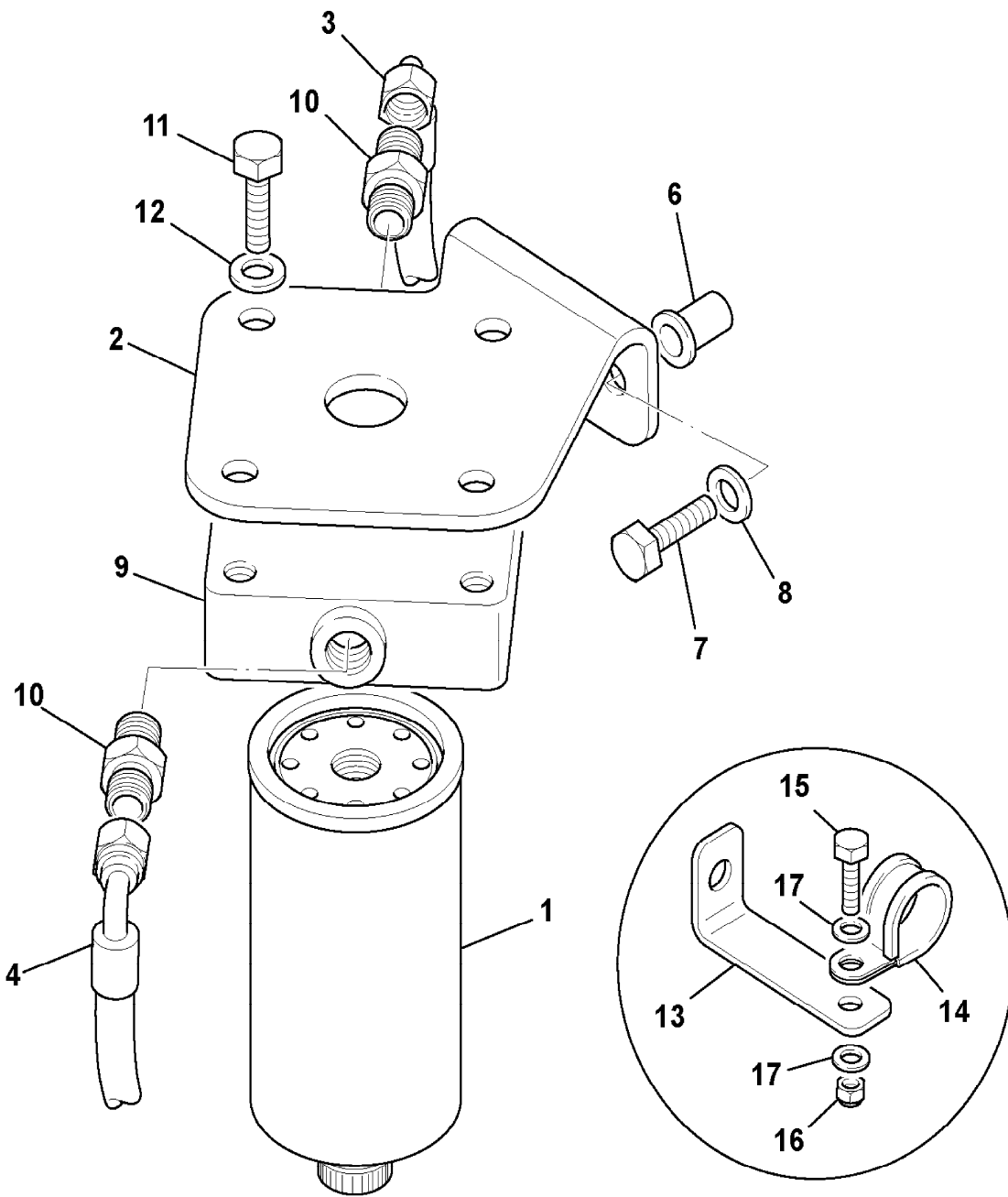
Machine group

From serial no.

To serial no.

.426

426



872280

9802/2740 U6-7-1 FILTER, FUEL

Illustration

Machines

Top of catalogue

| Item | Part no. | Change No. | Description | Remarks | Usage code | Qty |
|------|-----------|------------|----------------------------------|---------|------------|-----|
| 1 | 32/925450 | | Filter, fuel assembly | | | 1 |
| 2 | 02/912545 | | :Head, fuel filter | | | 1 |
| 3 | 02/910796 | | :Plug | | | 2 |
| 4 | 02/911141 | | :O Ring | | | 2 |
| 5 | 02/911323 | | :Adapter | | | 1 |
| 6 | 32/925451 | | :Element, fuel filter, cartridge | | | 1 |
| 7 | 02/911027 | | Bolt, M8x35 | | | 1 |
| 8 | 02/911074 | | Screw, M8 x 45 | | | 1 |

Machine groups

Details

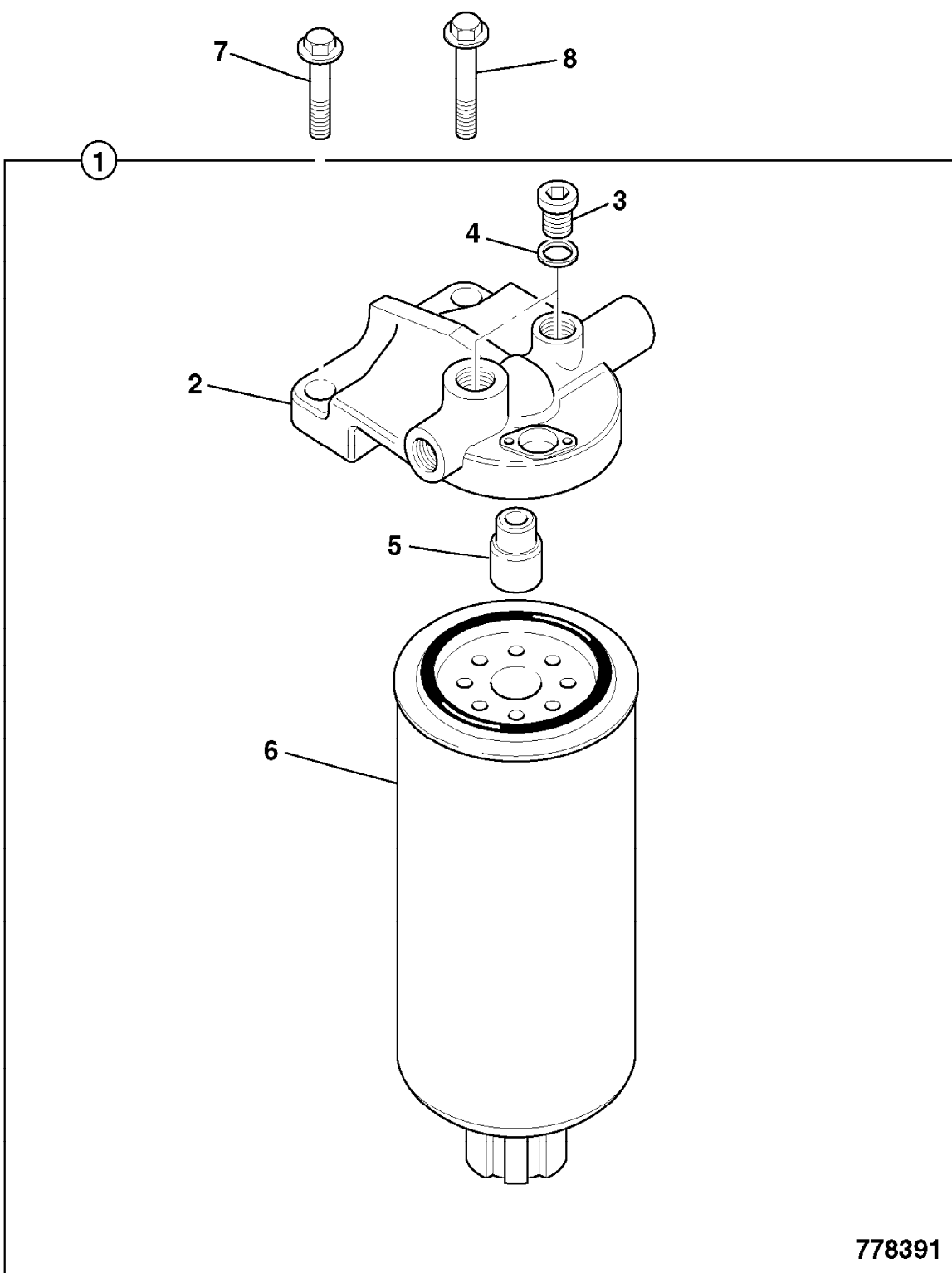
Machine group

From serial no.

To serial no.

.426

426



778391

9802/2740 U7-1-1 TURBOCHARGER

Illustration

Machines

Top of catalogue

| Item | Part no. | Change No. | Description | Remarks | Usage code | Qty |
|------|-----------|------------|----------------------------|---------|------------|-----|
| 1 | 02/911520 | | Turbocharger | | | 1 |
| 2 | 02/910171 | | :Gasket, turbo to manifold | | | 1 |
| 3 | 02/910759 | | Gasket | | | 1 |
| 4 | 02/911078 | | Stud | | | 4 |
| 5 | 02/911036 | | Nut | | | 4 |

Machine groups

Details

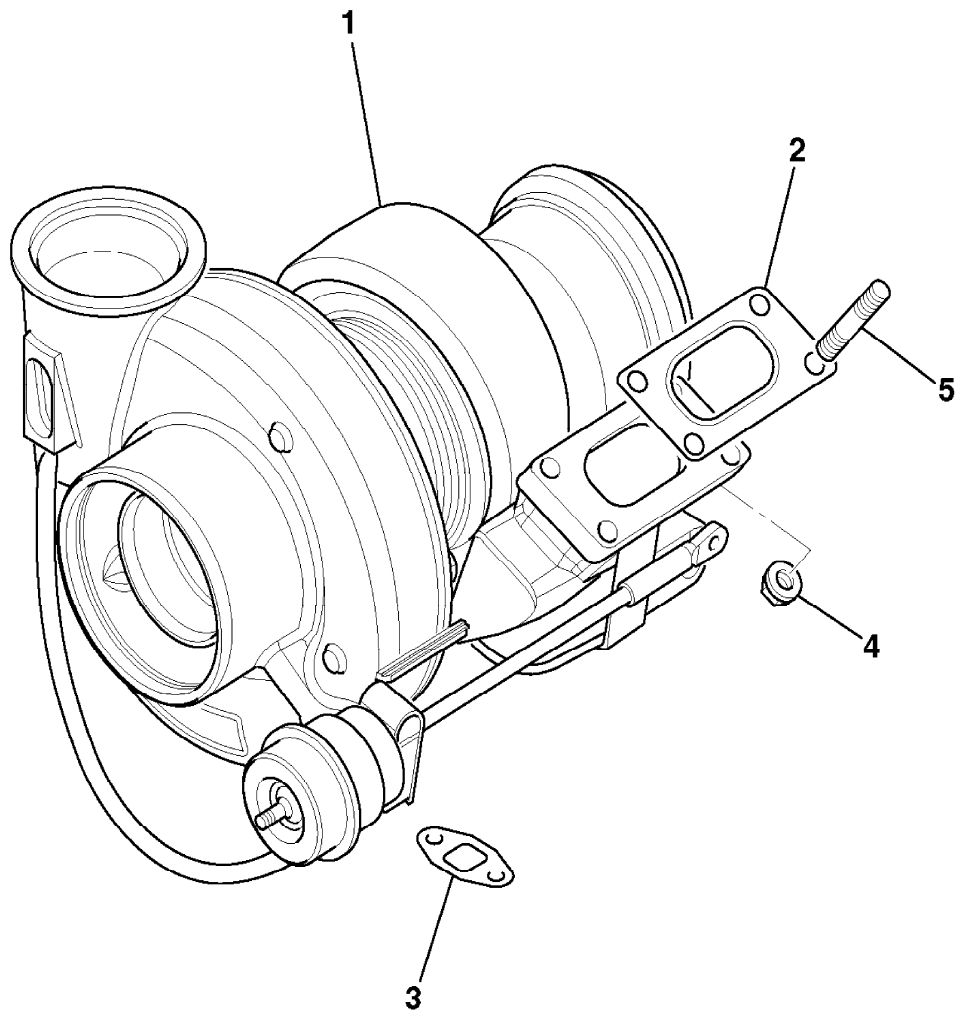
Machine group

From serial no.

To serial no.

.426

426



427140

9802/2740 U7-2-1 TURBO, PIPEWORK

Illustration

Machines

Top of catalogue

| Item | Part no. | Change No. | Description | Remarks | Usage code | Qty |
|------|-----------|------------|---------------------------|---------|------------|-----|
| 1 | 02/910698 | | Hose, turbo oil feed | | | 1 |
| 2 | 02/910146 | | O Ring | | | 2 |
| 3 | 02/910164 | | Adapter, male/female | | | 2 |
| 4 | 02/910165 | | O Ring | | | 1 |
| 5 | 02/912191 | | Pipe, turbo oil drain | | | 1 |
| 6 | 02/910759 | | Gasket | | | 1 |
| 7 | 02/911002 | | Screw, M8 x 20mm | | | 2 |
| 8 | 02/910468 | | Hose | | | 1 |
| 9 | 02/911242 | | Clamp | | | 2 |
| 10 | 02/910921 | | Elbow, turbo oil drain | | | 1 |
| 11 | 02/910922 | | O Ring | | | 1 |
| 12 | 02/910171 | | Gasket, turbo to manifold | | | 1 |
| 13 | 02/911078 | | Stud | | | 4 |
| 14 | 02/911036 | | Nut | | | 4 |
| 15 | 02/911490 | | Clamp, tube | | | 1 |
| 16 | 02/911020 | | Nut | | | 1 |
| 17 | 02/910503 | | Plug, D=22.5mm | | | 1 |

Machine groups

Details

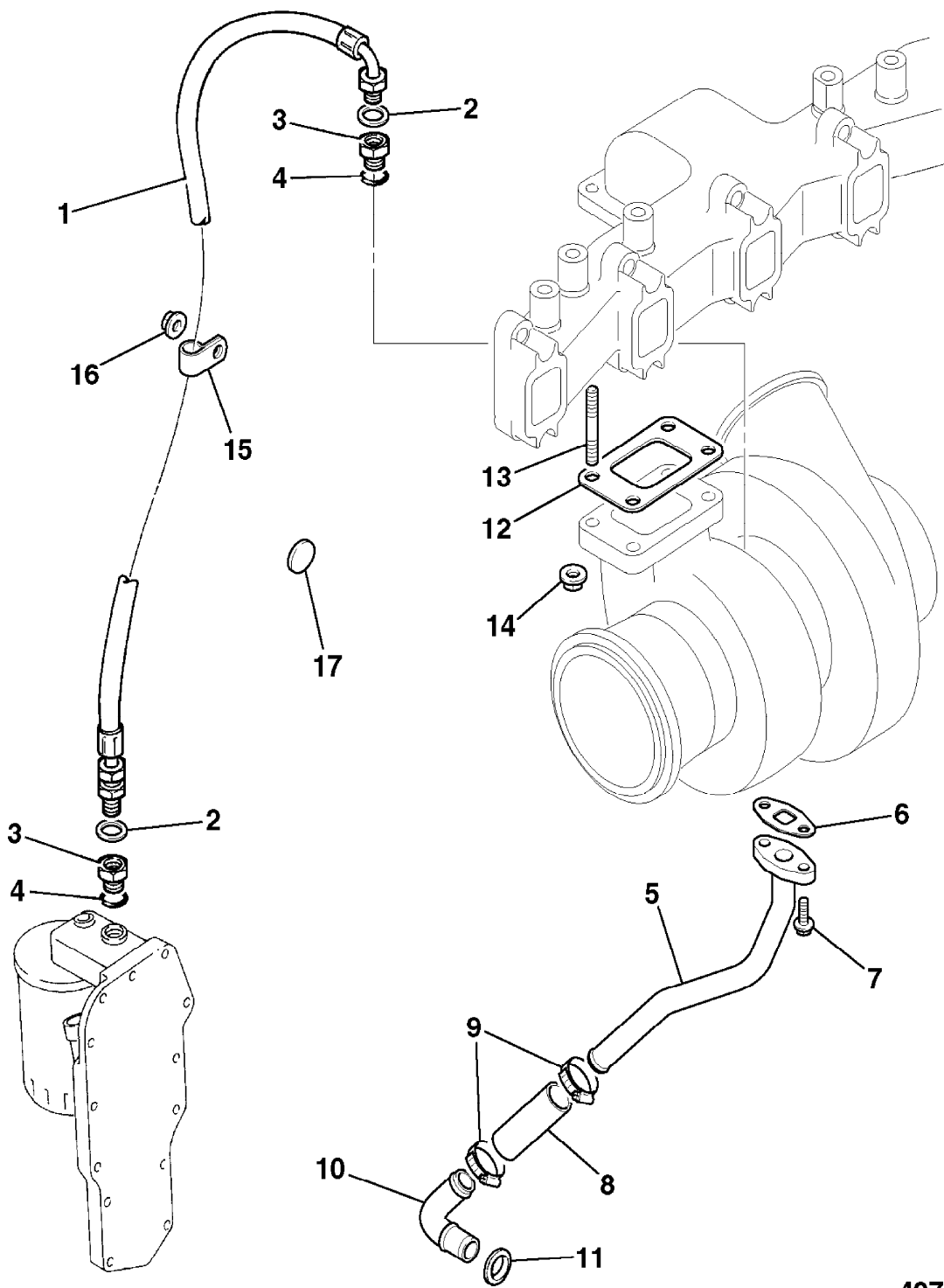
Machine group

From serial no.

To serial no.

.426

426



427100

9802/2740 U7-4-1 COMPRESSOR, & INSTALLATION, AIR CONDITIONING

Illustration

Machines

Top of catalogue

| Item | Part no. | Change No. | Description | Remarks | Usage code | Qty |
|------|------------|------------|------------------------------|--------------------------------------|------------|-----|
| 1 | . | | 'See Remark' | For Service Parts, See section index | | 1 |
| 2 | 477/01663 | | Belt, drive | | | 1 |
| 3 | 335/11349 | | Bracket, compressor mounting | | | 1 |
| 4 | 478/01191 | | Sleeve | | | 1 |
| 5 | 1391/3407D | | Capscrew, M10 | | | 2 |
| 6 | 1315/3412D | | Bolt, M10 x 50 | | | 1 |
| 7 | 1420/0008D | | Washer, M10 | | | 8 |
| 8 | 1315/3413D | | Bolt | | | 2 |
| 9 | 1370/0303D | | Nut, M10 | | | 3 |
| 10 | 331/57801 | | Lever, compressor adjusting | | | 1 |
| 11 | 1391/3407D | | Capscrew, M10 | | | 1 |
| 12 | 331/32039 | | Guard, aircon compressor | | | 1 |

Machine groups

Details

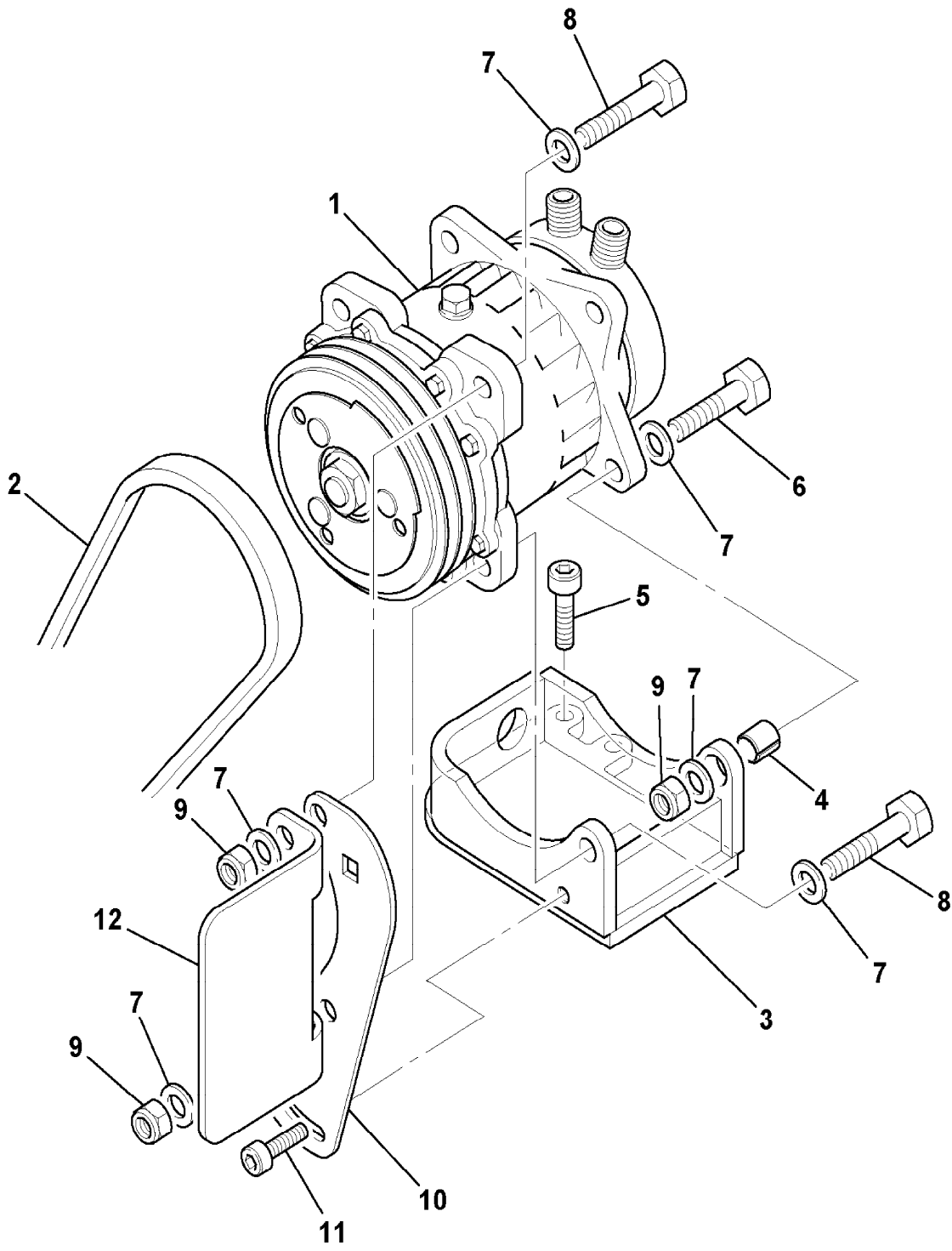
Machine group

From serial no.

To serial no.

.426

426



814980

9802/2740 U7-5-1 COMPRESSOR 24VOLT, AIR CONDITIONING

Illustration

Machines

Top of catalogue

| Item | Part no. | Change No. | Description | Remarks | Usage code | Qty |
|------|-----------|------------|----------------------------|---------|------------|-----|
| 1 | 123/04999 | | Compressor, 24v | | | 1 |
| 2 | 331/48057 | | :Clutch, and coil assembly | | | 1 |
| 3 | 265/00984 | | :Coil, field | | | 1 |
| 4 | 998/11025 | | ::Kit-sundry parts | | | 1 |
| 5 | 141/00867 | | :Cover, bearing dust | | | 1 |

Machine groups

Details

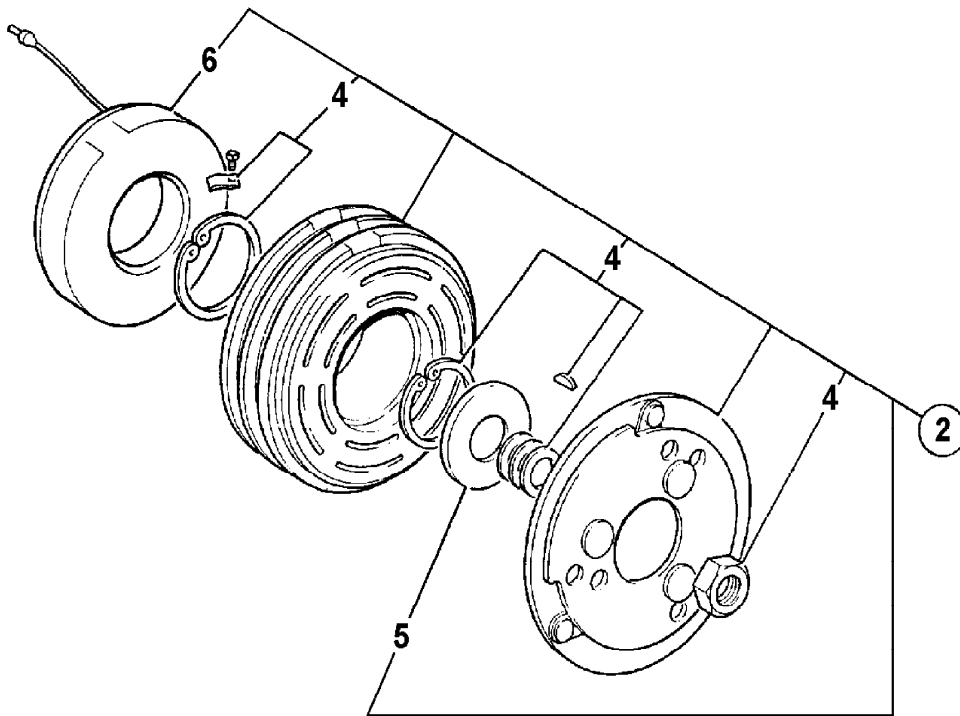
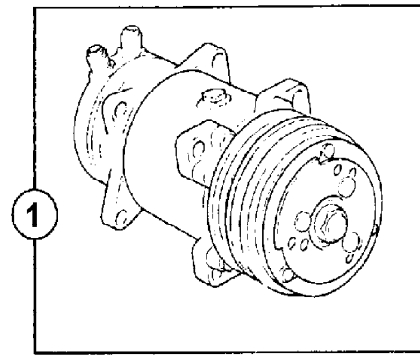
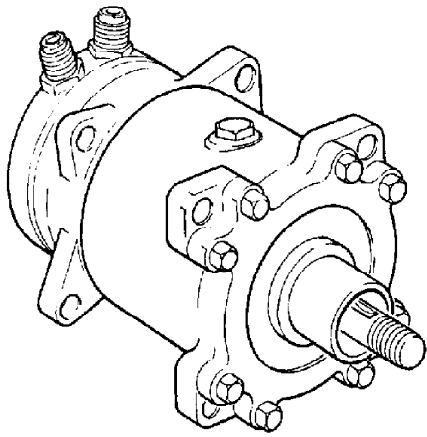
Machine group

From serial no.

To serial no.

.426

426



188433