

# JP3030DJ/TJ

## GE® 30" Built-In Knob-Control Electric Cooktop

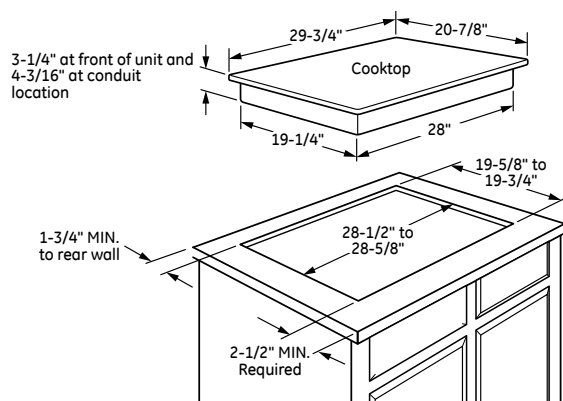
### DIMENSIONS AND INSTALLATION INFORMATION (IN INCHES)

**IMPORTANT:** Requires a 5" free area between the bottom of the cooktop to any combustible material, i.e., shelving. Free area not required when installing wall oven underneath cooktop. Refer to installation instructions. Requires a 15" minimum from cooktop to adjacent overhead cabinets. Units are furnished with a 48" flexible armored cable.

**NOTE:** 30" Ribbon cooktops are approved for use over select GE 27" and GE 30" Single Wall Ovens and Warming Drawers. Refer to cooktop and wall oven/warming drawer installation instructions packed with product for current dimensional data. If installed with a GE Telescopic Downdraft System, consult both the cooktop and downdraft installation instructions packed with product before installing. Cooktop gas/electric supply may need to be re-routed to install downdraft. The countertop cutout requires 23-1/2" minimum flat countertop surface and 25" minimum total countertop depth. In addition, other clearances to front edge of the countertop must be considered. **Before installing, consult installation instructions packed with product for current dimensional data.**

**CUTOUT FILLER TRIM KIT:** A filler trim kit is available for use if your countertop cutout is larger than the dimension shown, up to 29-13/16" x 20-7/16". Order JXTR32B for black or JXTR32W for white, to reduce the cutout opening for installation of this cooktop. These kits may be ordered from your GE Appliances Dealer.

### APPROXIMATE COOKING DIMENSIONS

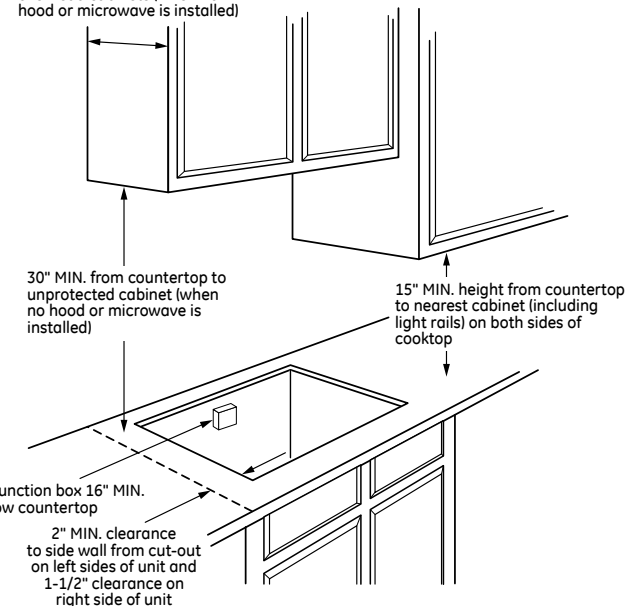


To insure accuracy, it is best to make a template when cutting the opening in the counter

KW Rating	
240V	7.4
208V	6.4
Amperage	
240V	30.8 Amps <sup>†</sup>
208V	30.8 Amps <sup>†</sup>

<sup>†</sup>**NOTE:** Check local codes for required breaker size

13" MAX. depth of unprotected overhead cabinets (when no hood or microwave is installed)



**GE APPLIANCES**

For answers to your Monogram, GE Profile™ Series or GE® Series appliance questions, visit our website at [geappliances.com](http://geappliances.com) or call GE Answer Center service, 800.626.2000.



Listed by Underwriters Laboratories

Specification Revised 11/15

# JP3030DJ/TJ

## GE® 30" Built-In Knob-Control Electric Cooktop

### FEATURES AND BENEFITS

Four radiant cooking elements - Cook foods quickly and evenly on this sleek, glass surface

Two 8" Power Boil elements - Get rapid heat from this powerful 2,500-watt element

Keep Warm setting - Keep food warm with GE Appliances' lowest heat setting or boil water in minutes with this fully functional 6" element

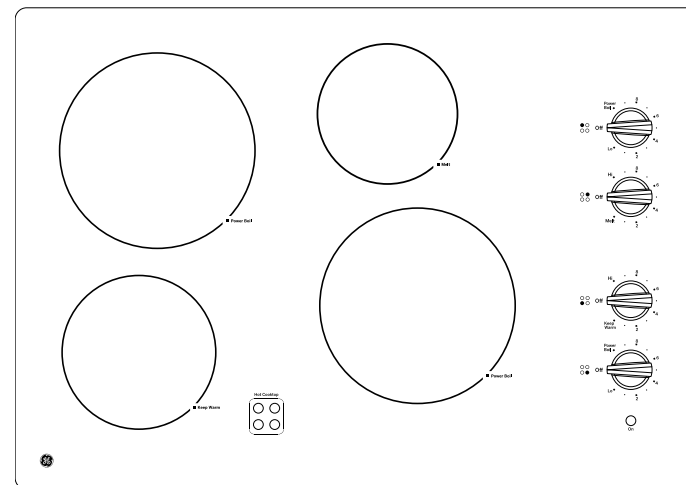
Melt setting - Gently melt delicate foods without burning or scorching

Hot surface indicator lights - Know when elements are too hot to touch with a quick glance

Cooktop "On" indicator light - A light lets you know when an element is active

Model JP3030TJWW - True white

Model JP3030DJBB - Black on black



GE APPLIANCES