

SuZhou Saixun Communication Technology Co.,Ltd.

Add: NO.629,Yunli Road,WuJiang District,SuZhou City,JiangSu Province,China

Data Sheet

Product : Antenna
Date: Nov 11, 2024

Customer Applied model			
Customer	BAODE INTERNATIONAL LIMITED		
Customer Part No.	218118D88TX1600		
Product Description	Antenna		
Supplier	saixun		
Supplier Part No.	SX-005-1318		
Customer	By designed	By Checked	By Approval

Catalogue

1. Revision history-----	3
2. General-----	4
Electrical Properties	
Mechanical Properties	
Environment Properties	
3. Test reports-----	5&6
4. Product Drawings-----	7

Revision History

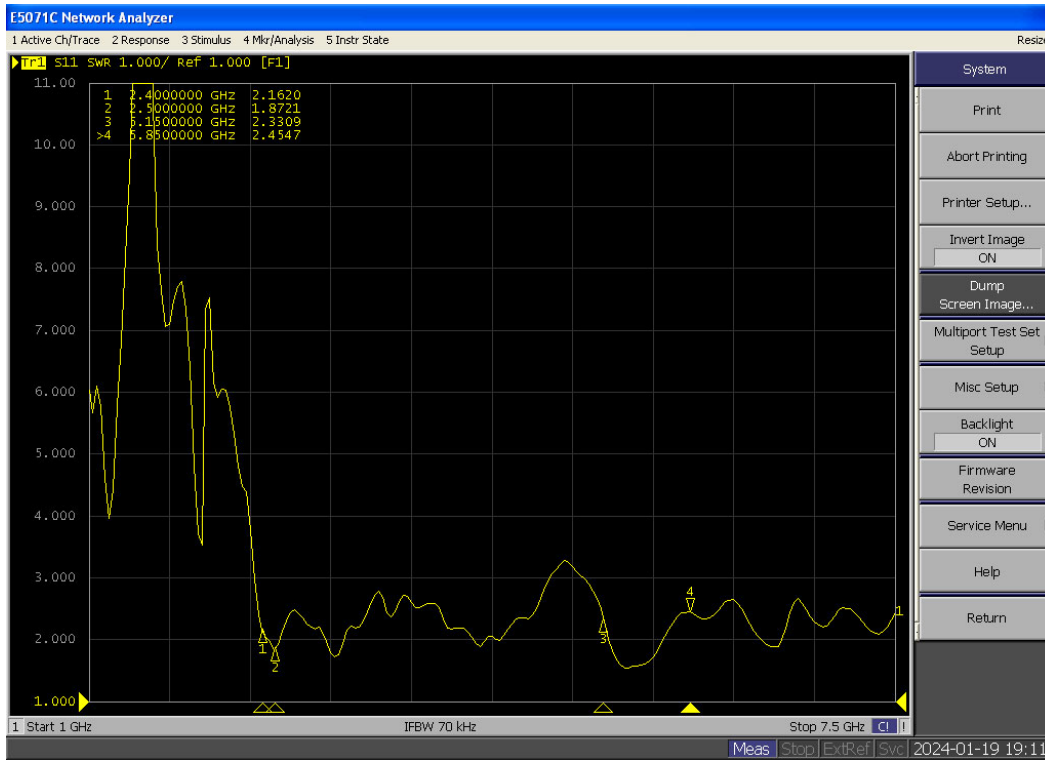
Revision No.	Originator	Description of changes	Date of changes
1	Yanhu Tuo	First document	Nov 11, 2024
2			
3			
4			
5			
6			
7			
8			
9			
10			
11			
12			

1 General

Electrical Properties	
Frequency Band	2.4+5G
Test Frequency	2400-2500/5150-5850MHz
VSWR	$\cong 2.5$
Efficiency	$\cong 73\%$
Gain	$\cong 5.0$ dBi
Radiation Pattern	Omni-Directional
Polarization	V/H
Antenna Type	Dipole
Mechanical Properties	
Antenna Dimension	126 mm
Cable Type	RF 1.13
Cable Color	Gray
Cable Length	160 mm
Installation site	Machine inside
Environment Properties	
Operational Temperature	-40°C ~ +85°C
Storage temperature	-30°C ~ +60°C

2 Test Data

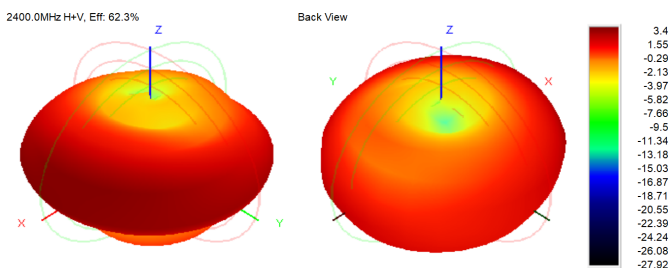
2.1 Network Data (Return loss)

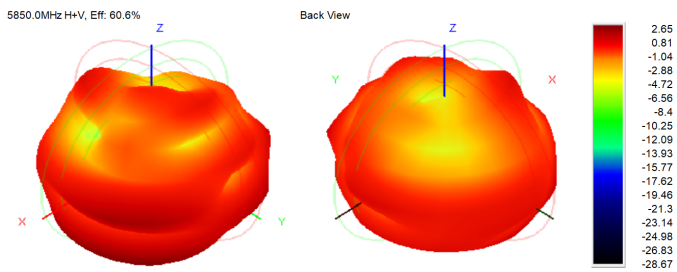
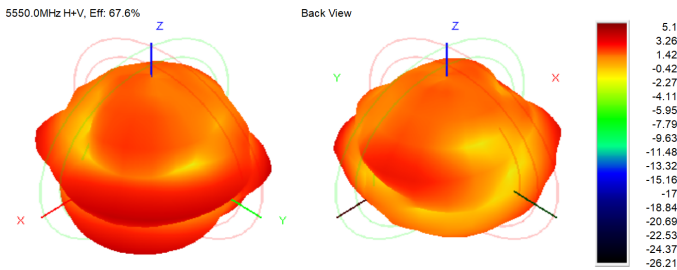
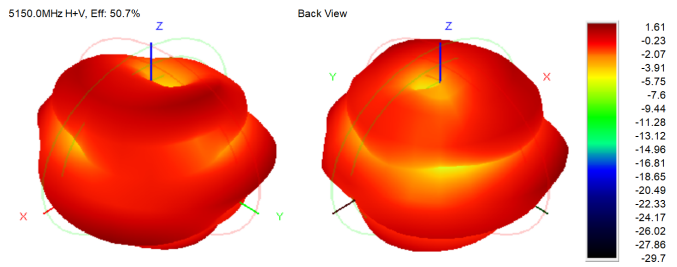
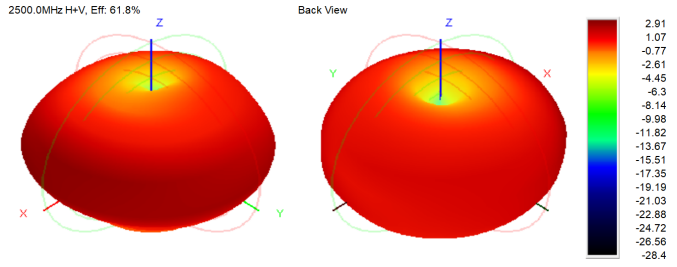
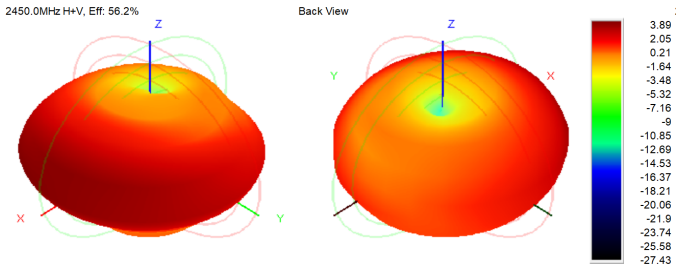


2.2 Radiation pattern

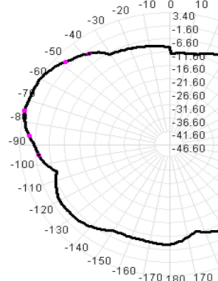
Frequency ID	1	2	3	4	5	6	7	8	9	10	11
Frequency (MHz)	2400	2410	2420	2430	2440	2450	2460	2470	2480	2490	2500
Efficiency (dBi)	-2.05	-2.07	-1.97	-1.97	-2.07	-2.51	-2.73	-2.63	-2.16	-2.06	-2.09
Gain (dBi)	3.40	3.63	3.88	4.01	4.09	3.89	3.61	3.28	3.32	3.11	2.91
Efficiency (%)	62.32	62.04	63.48	63.47	62.06	56.15	53.28	54.60	60.82	62.20	61.83

Frequency ID	12	13	14	15	16	17	18	19
Frequency (MHz)	5150	5250	5350	5450	5550	5650	5750	5850
Efficiency (dBi)	-2.95	-2.35	-2.26	-1.63	-1.70	-1.90	-1.37	-2.18
Gain (dBi)	1.61	2.60	3.36	4.80	5.10	4.61	4.10	2.65
Efficiency (%)	50.69	58.16	59.38	68.65	67.56	64.51	72.99	60.57

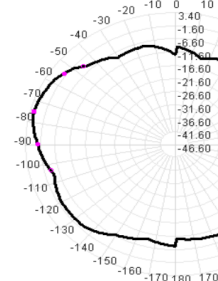




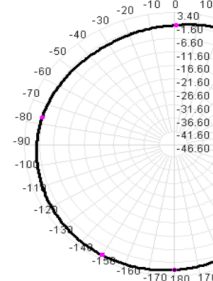
2400.0MHz Total(E1-XZ), Max= 3.40dBi

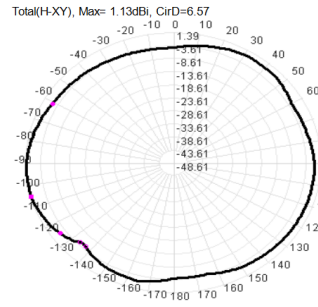
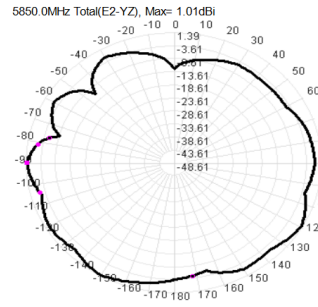
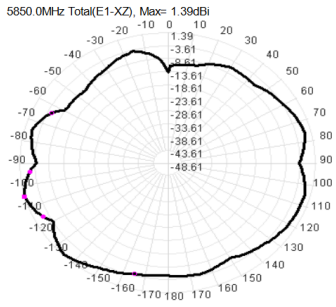
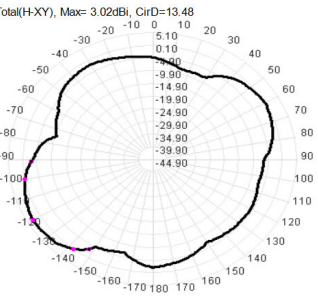
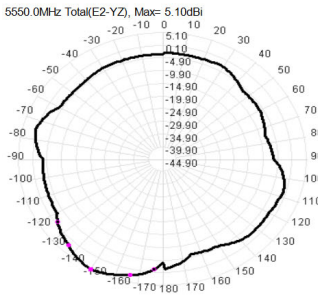
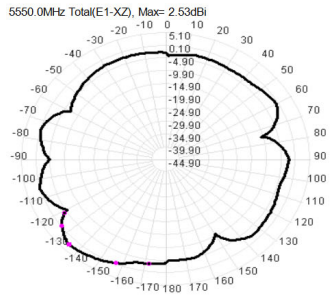
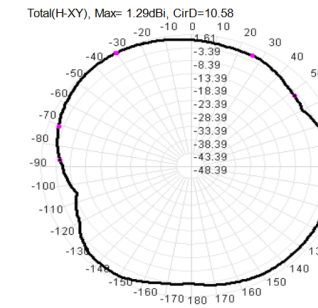
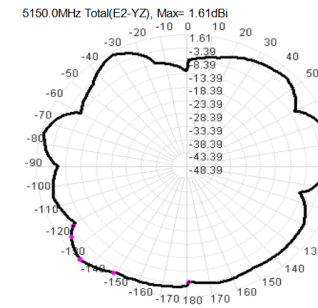
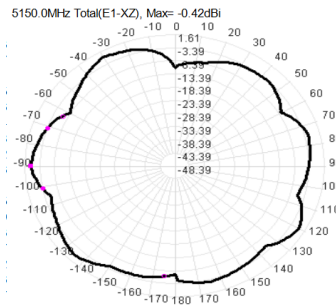
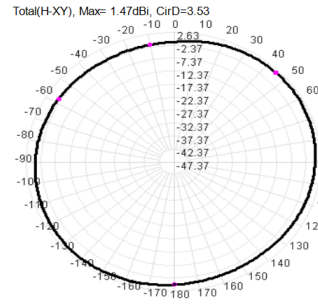
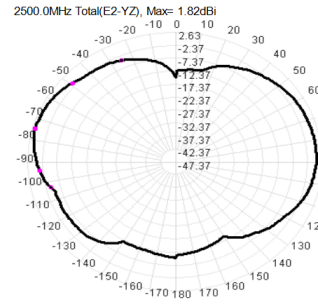
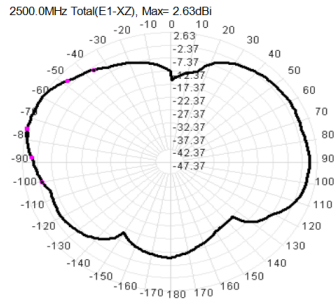
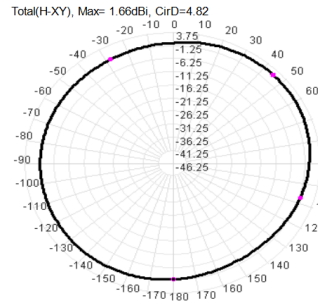
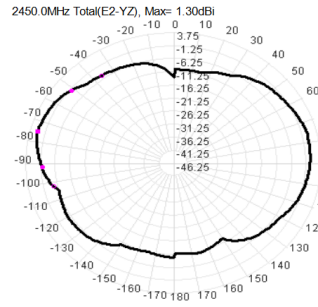
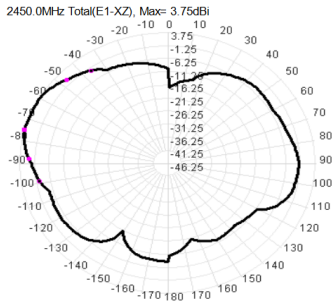


2400.0MHz Total(E2-YZ), Max= 2.21dBi

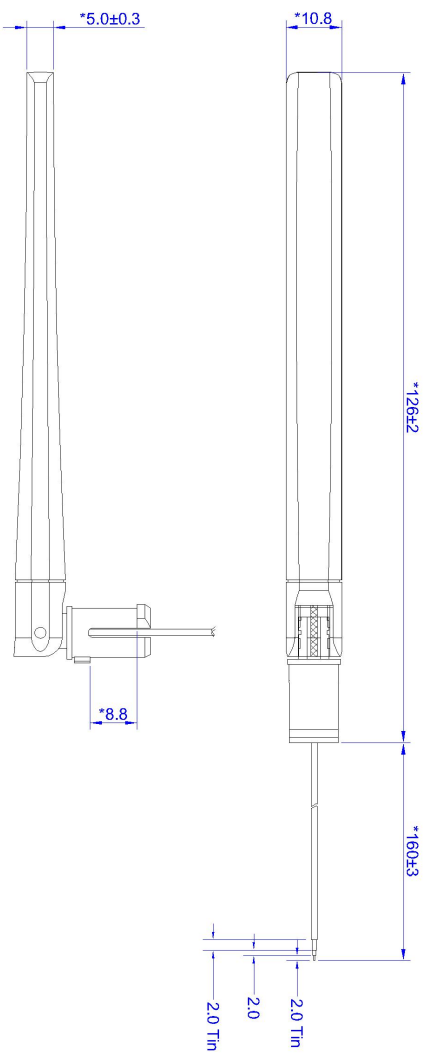


Total(H-XY), Max= 1.56dBi, CirD=4.51





3 Mechanical Drawings



NOTE:
 1. Dimensions Marked with * are Key Size.
 2. Impedance : 50 Ω
 Frequency Range : 2.4-2.5/5.15-5.85GHz
 VSWR ≤2.5
 3. Smooth folding of antenna.
 4. Protect the lined part of the coaxial Cable.
 5. The product and process comply with RoHS.

NO.	DESCRIPTION	PIN	REMARK	GENERAL TOLERANCE TABLE				UNIT	SCALE	DRAWING CHECKED	APPROVED	PART NAME	VEENNER PNO.	SAIXUN PNO.	WIFI Antenna
				LINEAR	TOLERANCE	ANGULAR	TOLERANCE								
4	Pivot	*****	Outplated Ni					MM	1 : 1						
3	Coaxial cable, 1.13	*****	Gray	0-10	±0.1	0-5°	±0.5°								
2	Antenna base fixed	*****	Black	10-50	±0.3	5-20°	±1°								SX-005-1318
1	Antenna cap	*****	Black	50-90	±0.5	20-90°	±1.5°								
				>90	±1.0	THIRD ANGLE PROJECTION									

Engineering Design Change Record			Change Content and Description	
DATE	REV	ECR		
Nov 11, 2024	A		NEW Issuance	


苏州赛讯通讯科技有限公司
 SUZHOU SAIXUN Communication Technology Co., Ltd