




SAR Test Setup




Picture 1: Back Side, the distance from handset to the bottom of the Phantom is 0mm




Picture 2: Back Side, the distance from handset to the bottom of the Phantom is 19mm



Picture 3: Back Side, the distance from handset to the bottom of the Phantom is 31mm




Picture 4: Left Edge, the distance from handset to the bottom of the Phantom is 0mm




Picture 5: Right Edge, the distance from handset to the bottom of the Phantom is 0mm




Picture 6: Top Edge, the distance from handset to the bottom of the Phantom is 0mm



Picture 7: Top Edge, the distance from handset to the bottom of the Phantom is 20mm



Picture 8: Top Edge, the distance from handset to the bottom of the Phantom is 29mm



Picture 9: Bottom Edge, the distance from handset to the bottom of the Phantom is 0mm