



Test Configuration			
Frequency Range:	2400-2483.5 MHz	Band:	2.4 GHz
Limit Clause(s):	15.247 (a)(2) RSS-247 5.2 a)	Test Method(s):	C63.10 6.9.3 C63.10 11.8.1
Additional Reference(s):	-		

DUT Configuration			
Mode:	iPA $\pi/4$ DQPSK (4-DH5)	Duty Cycle (%):	-
Antenna Configuration:	SISO	DCCF (dB):	-
Active Port(s):	B (BT Core 1)	Peak Antenna Gain (dBi):	-

Test Frequency (MHz)	6 dB Bandwidth (MHz)				Limit (kHz)
	A	B	C	D	
2404	-	1.568	-	-	$\geq 500.0$
2441	-	1.584	-	-	$\geq 500.0$
2476	-	1.584	-	-	$\geq 500.0$

Table 38 - 6 dB Bandwidth Results

Test Frequency (MHz)	99% Bandwidth (MHz)				Limit (kHz)
	A	B	C	D	
2404	-	2.352	-	-	-
2441	-	2.352	-	-	-
2476	-	2.352	-	-	-

Table 39 - 99% Bandwidth Results

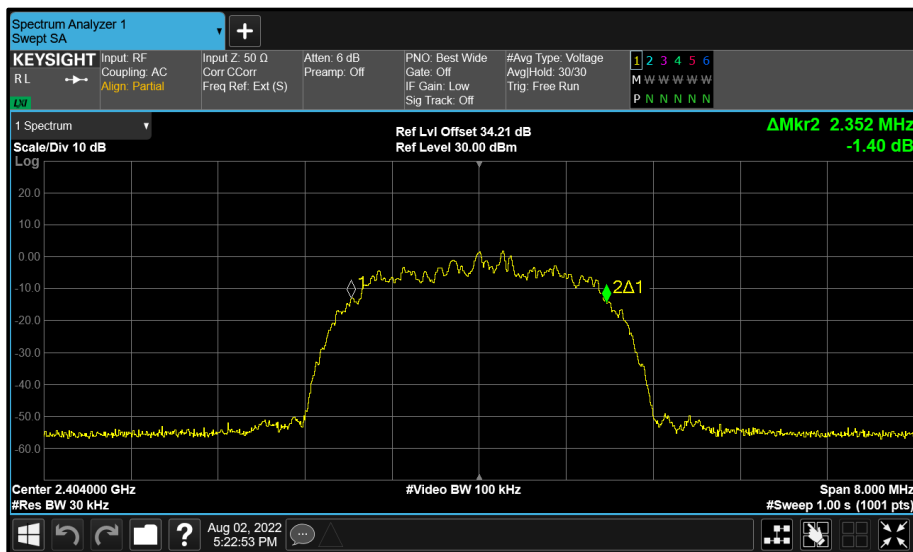


Figure 65 - BT Core 1 (B) 2404 MHz (CH2) 99% Bandwidth

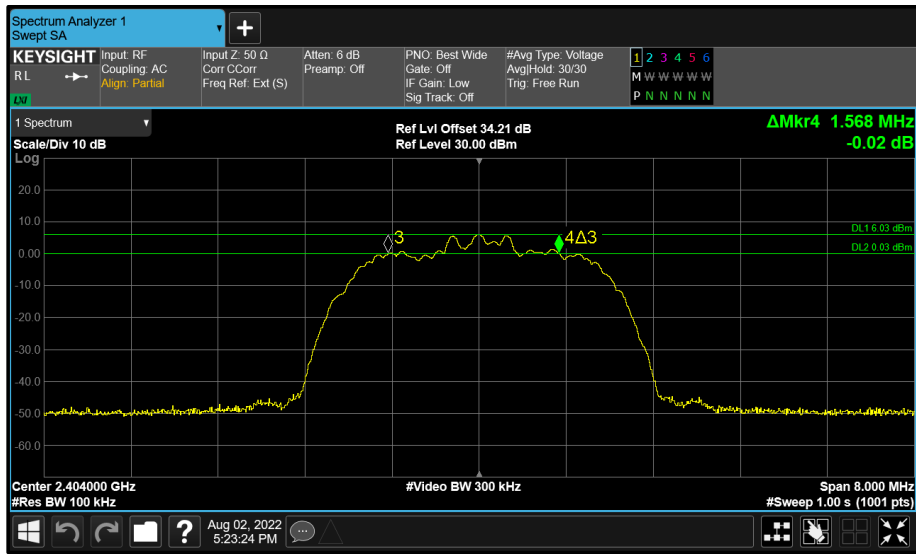


Figure 66 - BT Core 1 (B) 2404 MHz (CH2) 6 dB Bandwidth

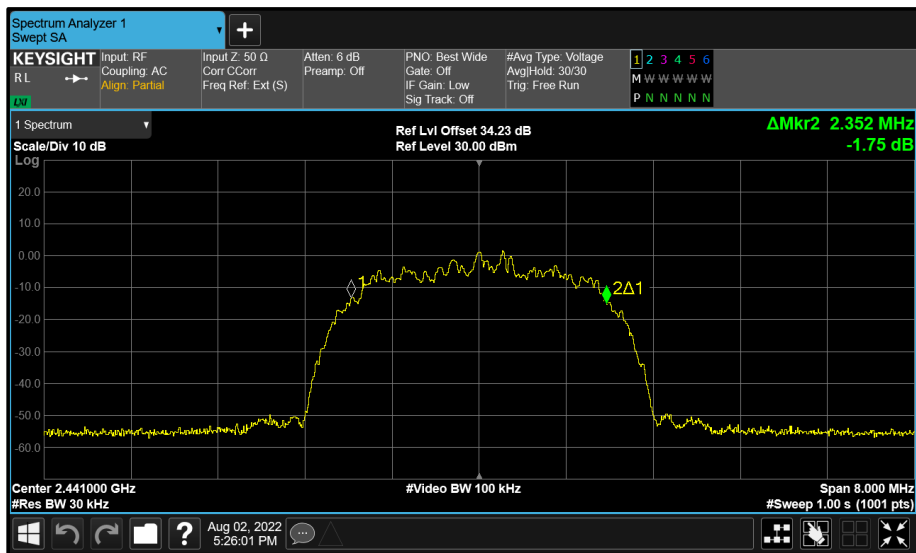


Figure 67 - BT Core 1 (B) 2441 MHz (CH39) 99% Bandwidth

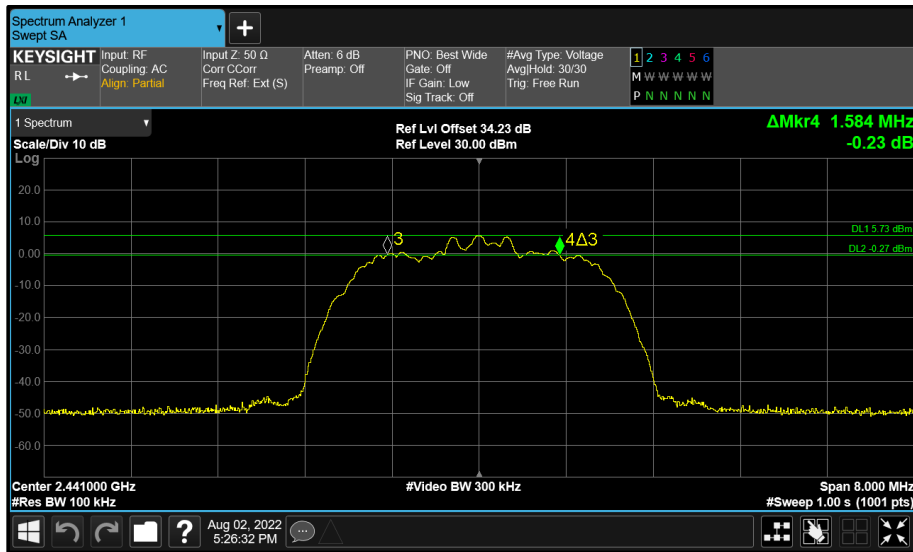


Figure 68 - BT Core 1 (B) 2441 MHz (CH39) 6 dB Bandwidth

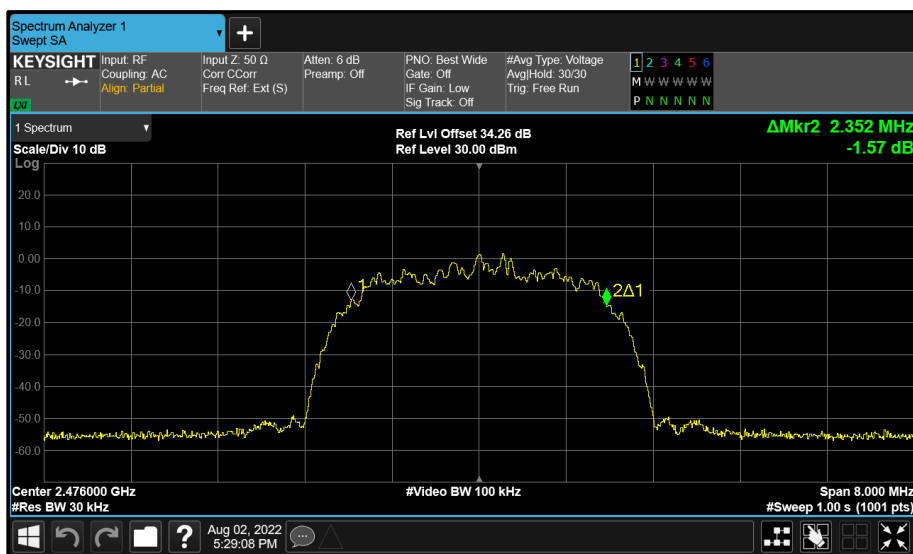


Figure 69 - BT Core 1 (B) 2476 MHz (CH74) 99% Bandwidth

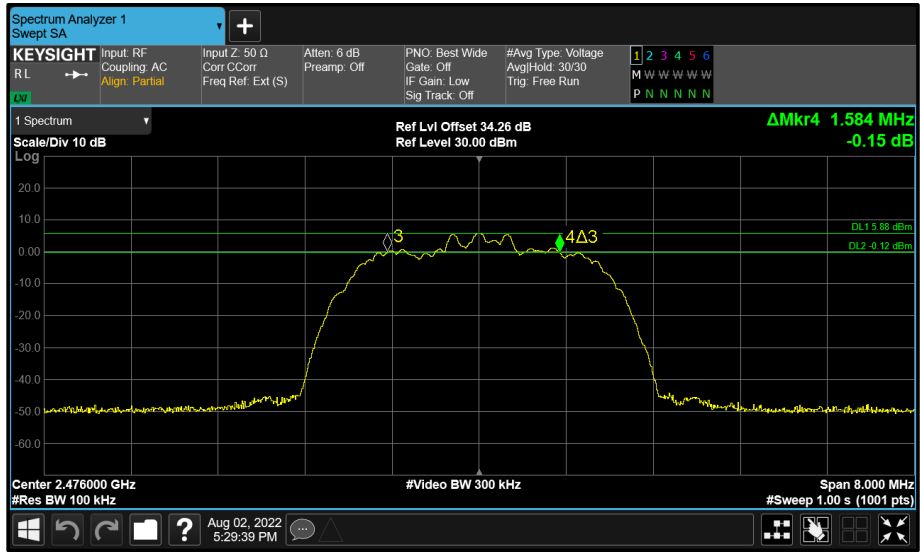


Figure 70 - BT Core 1 (B) 2476 MHz (CH74) 6 dB Bandwidth



Test Configuration			
Frequency Range:	2400-2483.5 MHz	Band:	2.4 GHz
Limit Clause(s):	15.247 (a)(2) RSS-247 5.2 a)	Test Method(s):	C63.10 6.9.3 C63.10 11.8.1
Additional Reference(s):	-		

DUT Configuration			
Mode:	iPA $\pi/4$ DQPSK (8-DH5)	Duty Cycle (%):	-
Antenna Configuration:	SISO	DCCF (dB):	-
Active Port(s):	B (BT Core 1)	Peak Antenna Gain (dBi):	-

Test Frequency (MHz)	6 dB Bandwidth (MHz)				Limit (kHz)
	A	B	C	D	
2404	-	0.675	-	-	$\geq 500.0$
2441	-	0.675	-	-	$\geq 500.0$
2476	-	0.675	-	-	$\geq 500.0$

Table 40 - 6 dB Bandwidth Results

Test Frequency (MHz)	99% Bandwidth (MHz)				Limit (kHz)
	A	B	C	D	
2404	-	4.515	-	-	-
2441	-	4.515	-	-	-
2476	-	4.500	-	-	-

Table 41 - 99% Bandwidth Results

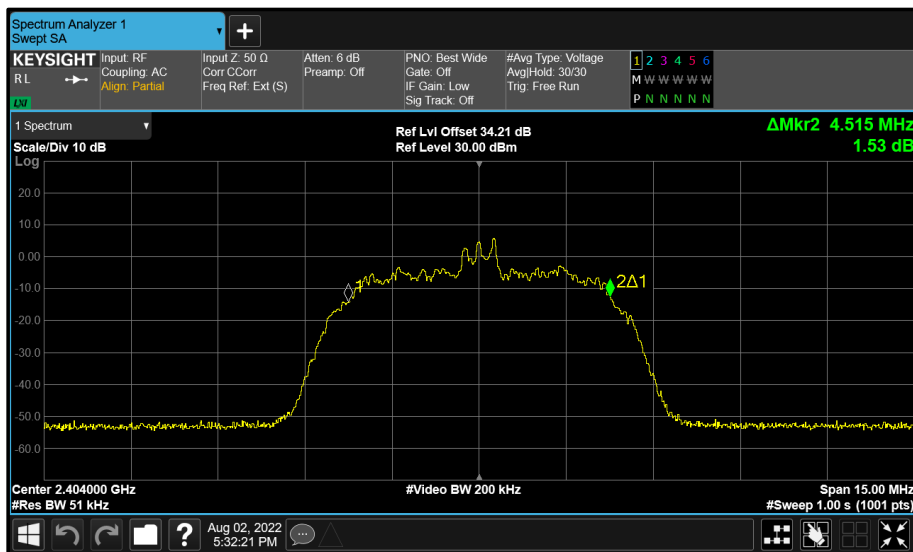


Figure 71 - BT Core 1 (B) 2404 MHz (CH2) 99% Bandwidth

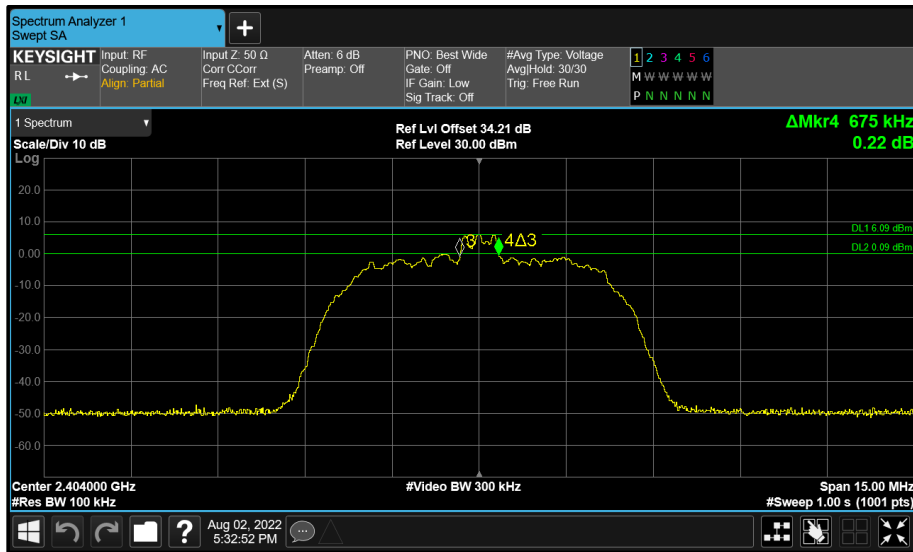


Figure 72 - BT Core 1 (B) 2404 MHz (CH2) 6 dB Bandwidth

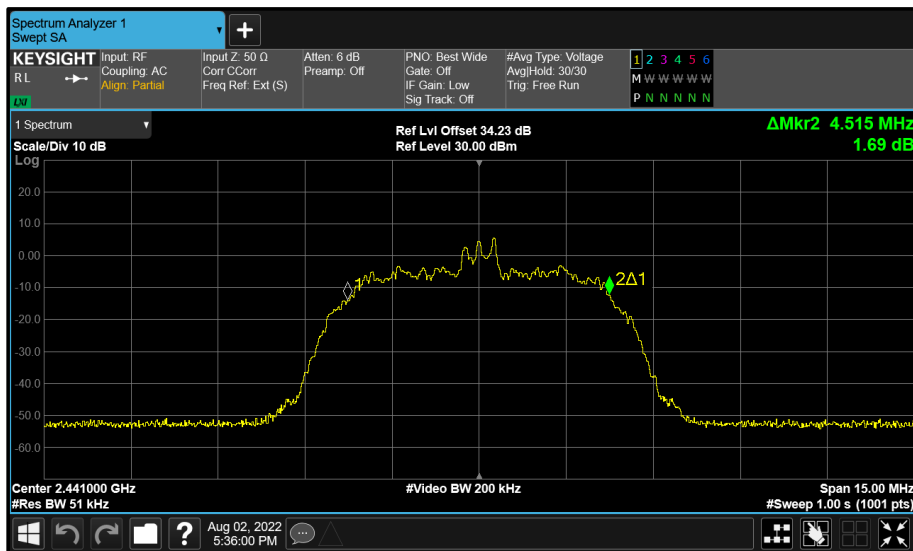


Figure 73 - BT Core 1 (B) 2441 MHz (CH39) 99% Bandwidth

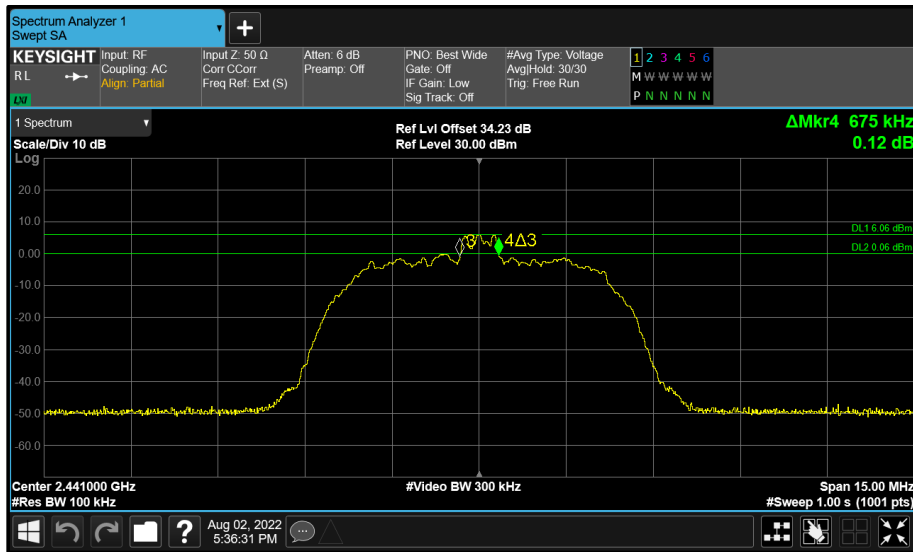


Figure 74 - BT Core 1 (B) 2441 MHz (CH39) 6 dB Bandwidth

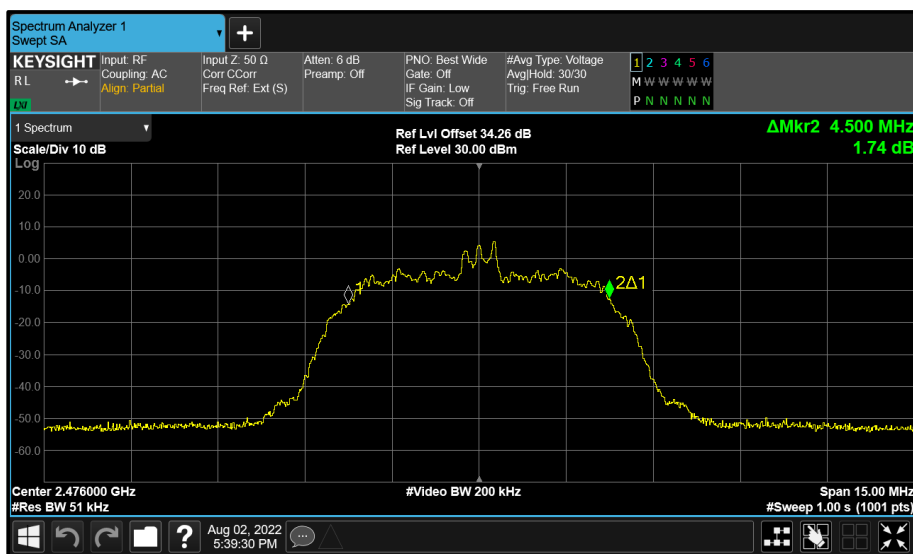


Figure 75 - BT Core 1 (B) 2476 MHz (CH74) 99% Bandwidth

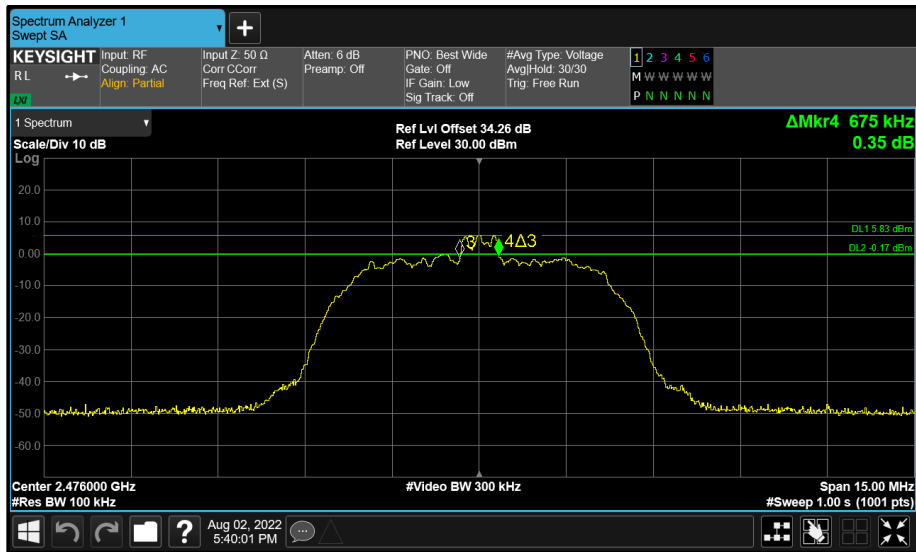


Figure 76 - BT Core 1 (B) 2476 MHz (CH74) 6 dB Bandwidth





Test Configuration			
Frequency Range:	2400-2483.5 MHz	Band:	2.4 GHz
Limit Clause(s):	15.247 (a)(2) RSS-247 5.2 a)	Test Method(s):	C63.10 6.9.3 C63.10 11.8.1
Additional Reference(s):	-		

DUT Configuration			
Mode:	iPA $\pi/4$ DQPSK (4-DH5)	Duty Cycle (%):	-
Antenna Configuration:	SISO	DCCF (dB):	-
Active Port(s):	C (BT Core 2)	Peak Antenna Gain (dBi):	-

Test Frequency (MHz)	6 dB Bandwidth (MHz)				Limit (kHz)
	A	B	C	D	
2404	-	-	1.568	-	$\geq 500.0$
2441	-	-	1.568	-	$\geq 500.0$
2476	-	-	1.576	-	$\geq 500.0$

Table 42 - 6 dB Bandwidth Results

Test Frequency (MHz)	99% Bandwidth (MHz)				Limit (kHz)
	A	B	C	D	
2404	-	-	2.336	-	-
2441	-	-	2.336	-	-
2476	-	-	2.336	-	-

Table 43 - 99% Bandwidth Results

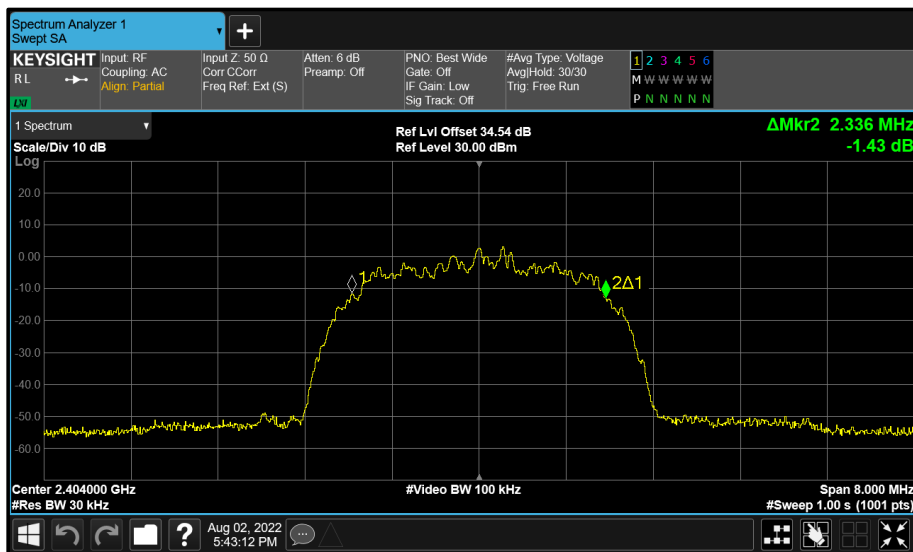


Figure 77 - BT Core 2 (C) 2404 MHz (CH2) 99% Bandwidth

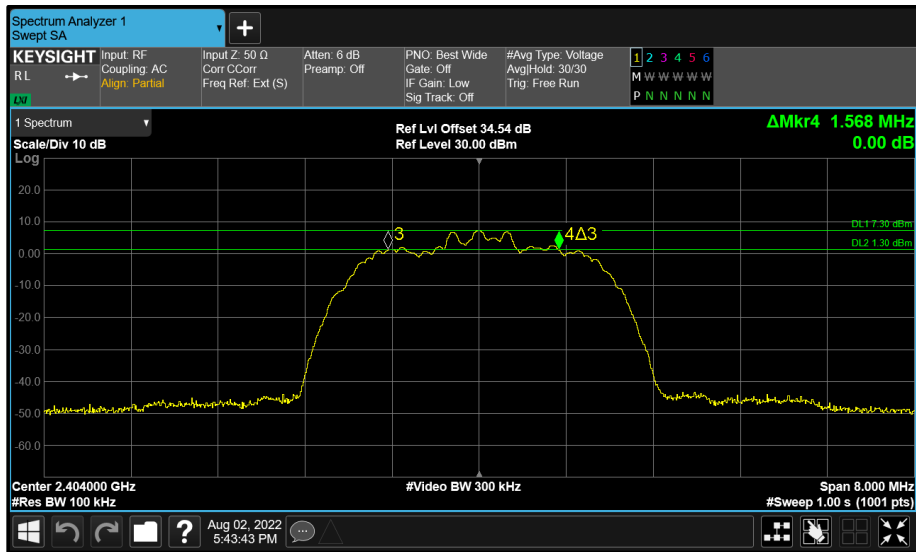


Figure 78 - BT Core 2 (C) 2404 MHz (CH2) 6 dB Bandwidth

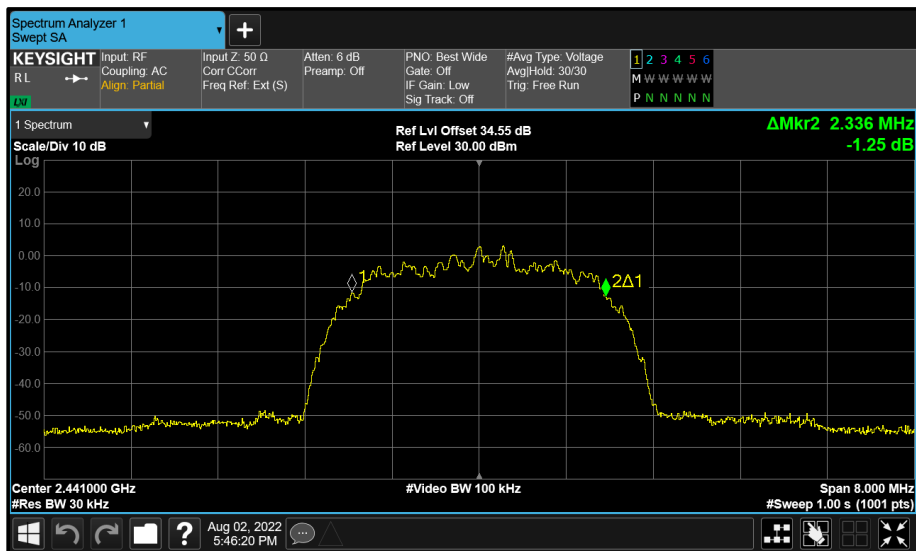


Figure 79 - BT Core 2 (C) 2441 MHz (CH39) 99% Bandwidth



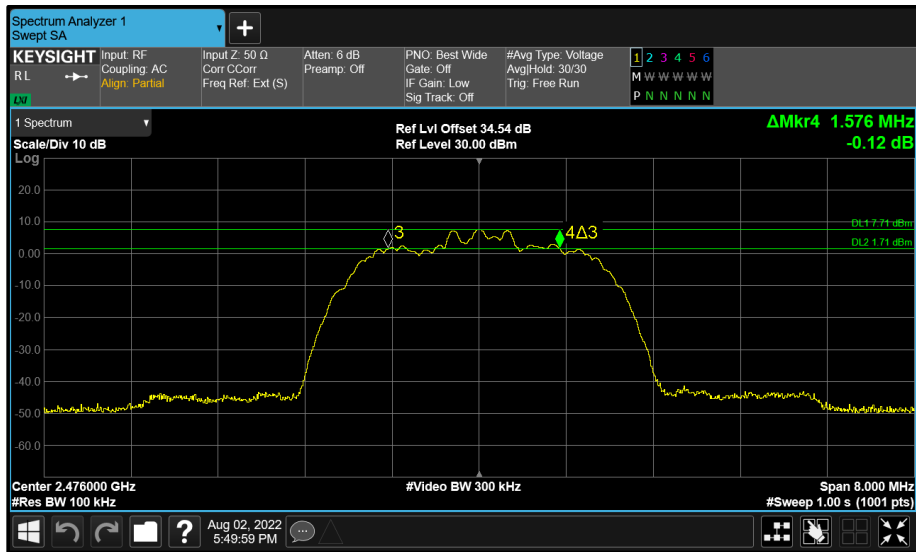


Figure 82 - BT Core 2 (C) 2476 MHz (CH74) 6 dB Bandwidth



Test Configuration			
Frequency Range:	2400-2483.5 MHz	Band:	2.4 GHz
Limit Clause(s):	15.247 (a)(2) RSS-247 5.2 a)	Test Method(s):	C63.10 6.9.3 C63.10 11.8.1
Additional Reference(s):	-		

DUT Configuration			
Mode:	iPA $\pi/4$ DQPSK (8-DH5)	Duty Cycle (%):	-
Antenna Configuration:	SISO	DCCF (dB):	-
Active Port(s):	C (BT Core 2)	Peak Antenna Gain (dBi):	-

Test Frequency (MHz)	6 dB Bandwidth (MHz)				Limit (kHz)
	A	B	C	D	
2404	-	-	0.675	-	$\geq 500.0$
2441	-	-	0.675	-	$\geq 500.0$
2476	-	-	0.930	-	$\geq 500.0$

Table 44 - 6 dB Bandwidth Results

Test Frequency (MHz)	99% Bandwidth (MHz)				Limit (kHz)
	A	B	C	D	
2404	-	-	4.485	-	-
2441	-	-	4.500	-	-
2476	-	-	4.500	-	-

Table 45 - 99% Bandwidth Results

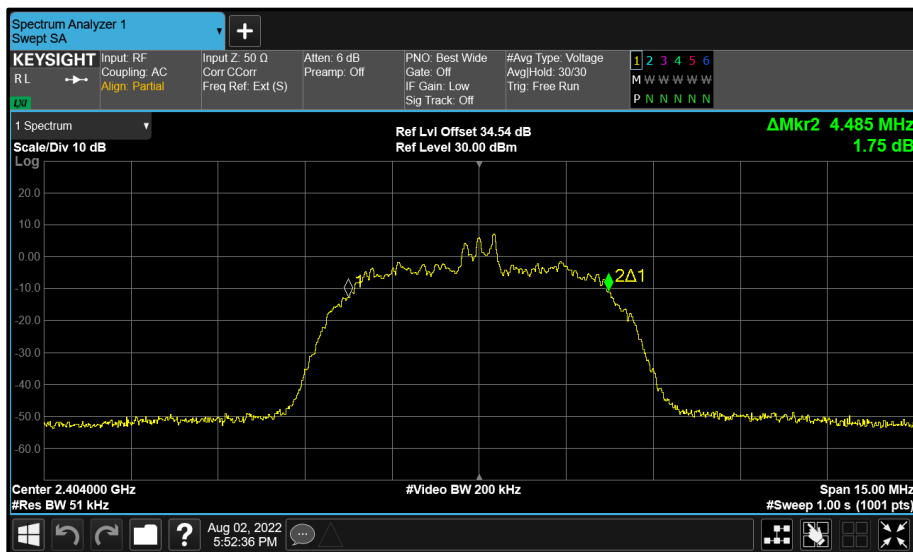


Figure 83 - BT Core 2 (C) 2404 MHz (CH2) 99% Bandwidth



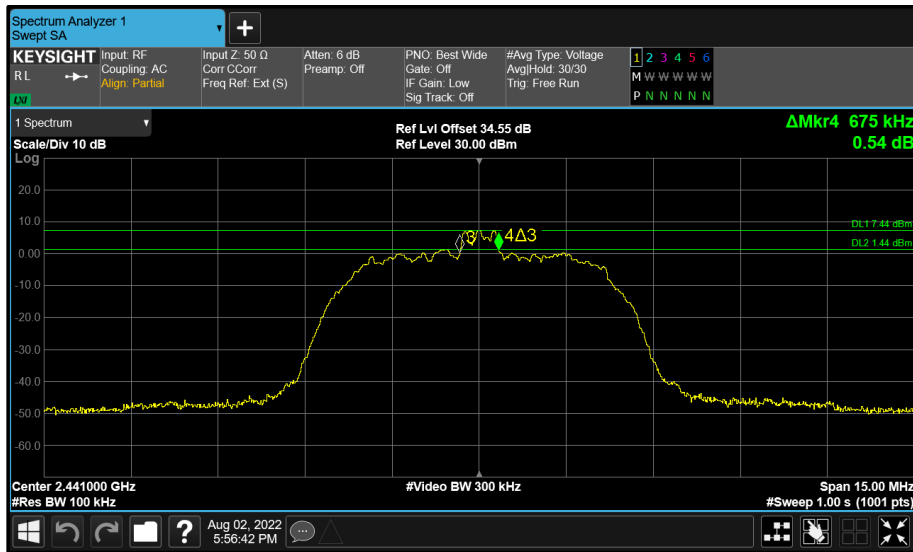


Figure 86 - BT Core 2 (C) 2441 MHz (CH39) 6 dB Bandwidth

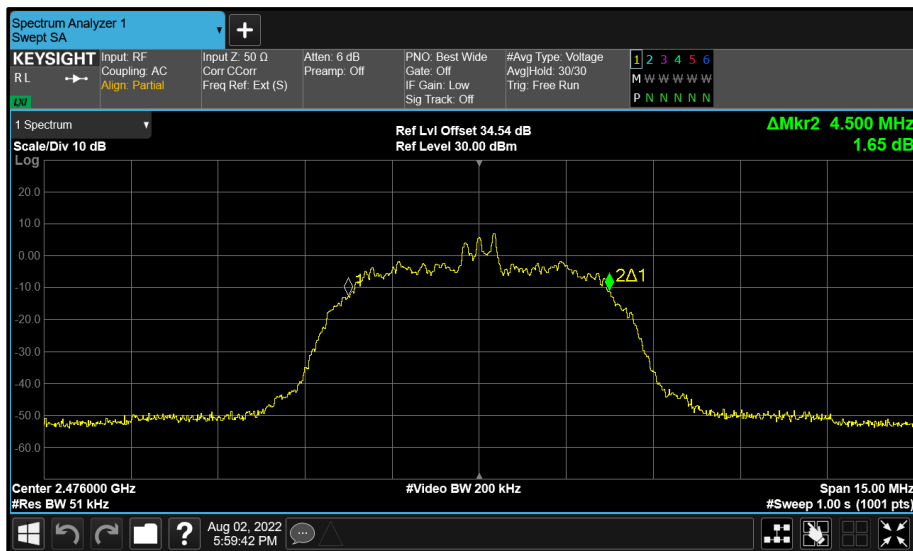


Figure 87 - BT Core 2 (C) 2476 MHz (CH74) 99% Bandwidth

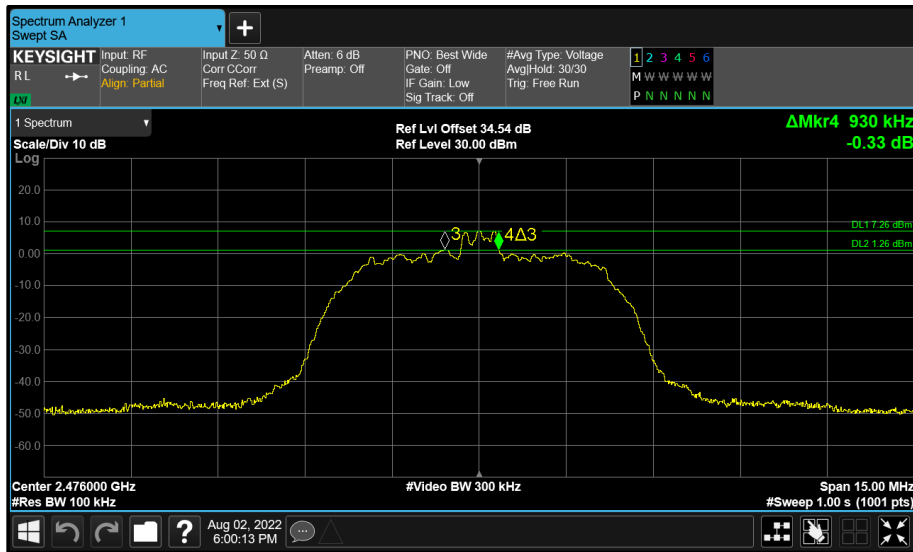


Figure 88 - BT Core 2 (C) 2476 MHz (CH74) 6 dB Bandwidth





Test Configuration			
Frequency Range:	2400-2483.5 MHz	Band:	2.4 GHz
Limit Clause(s):	15.247 (a)(2) RSS-247 5.2 a)	Test Method(s):	C63.10 6.9.3 C63.10 11.8.1
Additional Reference(s):	-		

DUT Configuration			
Mode:	iPA GFSK (LE 1M)	Duty Cycle (%):	-
Antenna Configuration:	SISO	DCCF (dB):	-
Active Port(s):	B (BT Core 1)	Peak Antenna Gain (dBi):	-

Test Frequency (MHz)	6 dB Bandwidth (MHz)				Limit (kHz)
	A	B	C	D	
2402	-	0.664	-	-	≥500.0
2440	-	0.664	-	-	≥500.0
2480	-	0.664	-	-	≥500.0

Table 46 - 6 dB Bandwidth Results

Test Frequency (MHz)	99% Bandwidth (MHz)				Limit (kHz)
	A	B	C	D	
2402	-	1.040	-	-	-
2440	-	1.044	-	-	-
2480	-	1.040	-	-	-

Table 47 - 99% Bandwidth Results

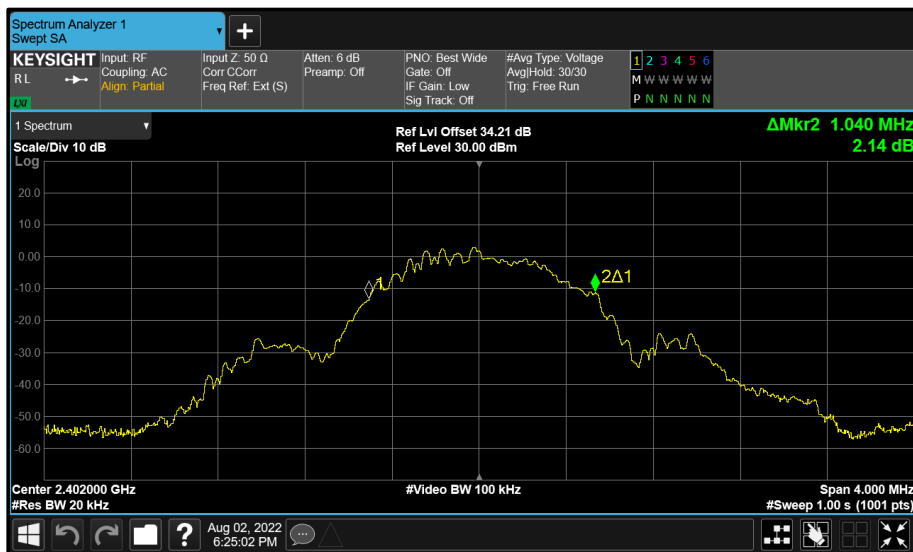


Figure 89 - BT Core 1 (B) 2402 MHz (CH37) 99% Bandwidth

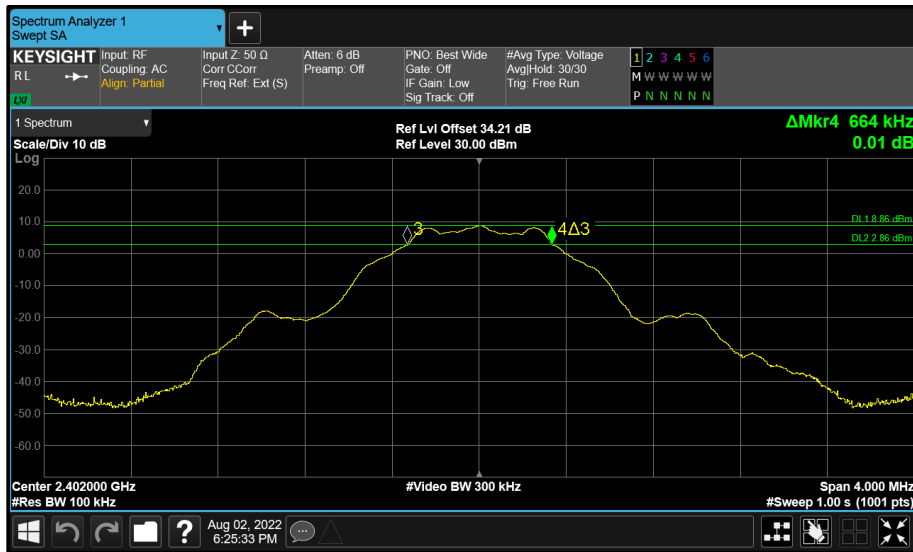


Figure 90 - BT Core 1 (B) 2402 MHz (CH37) 6 dB Bandwidth

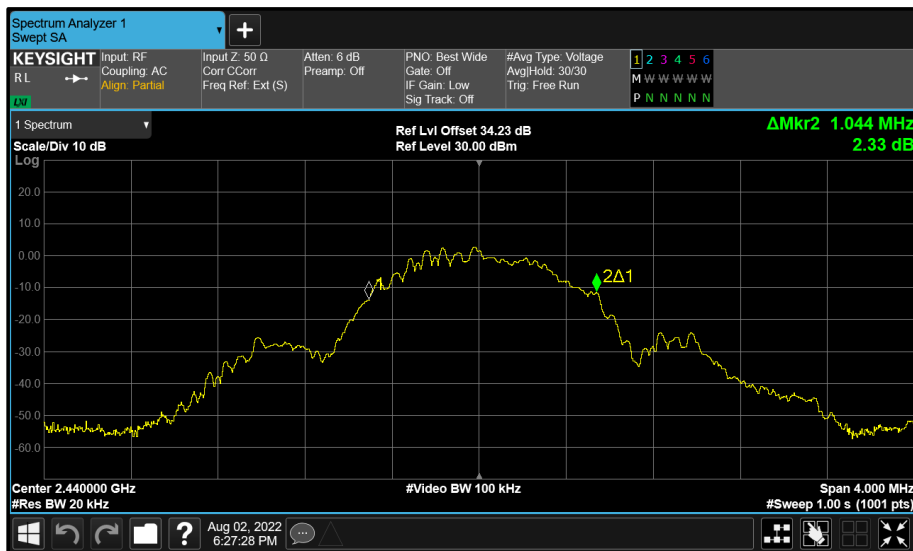


Figure 91 - BT Core 1 (B) 2440 MHz (CH17) 99% Bandwidth

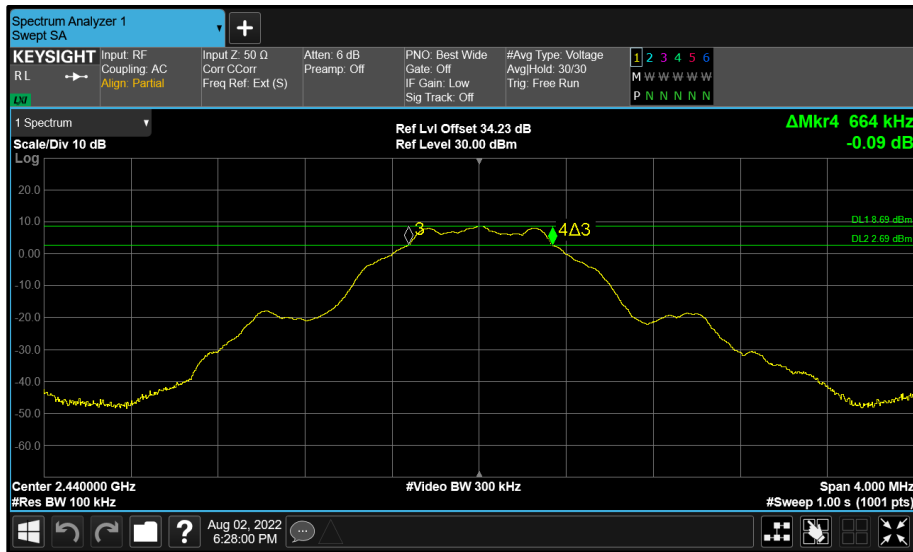


Figure 92 - BT Core 1 (B) 2440 MHz (CH17) 6 dB Bandwidth

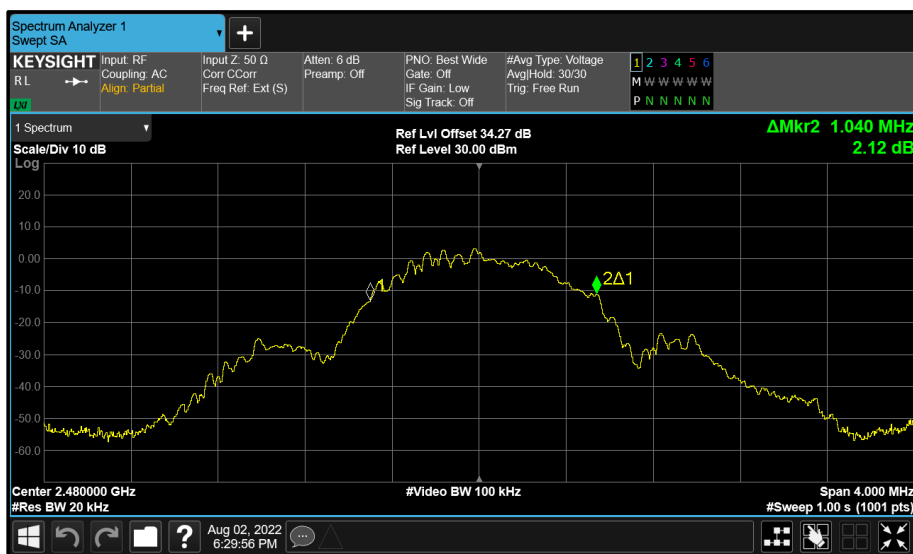


Figure 93 - BT Core 1 (B) 2480 MHz (CH39) 99% Bandwidth

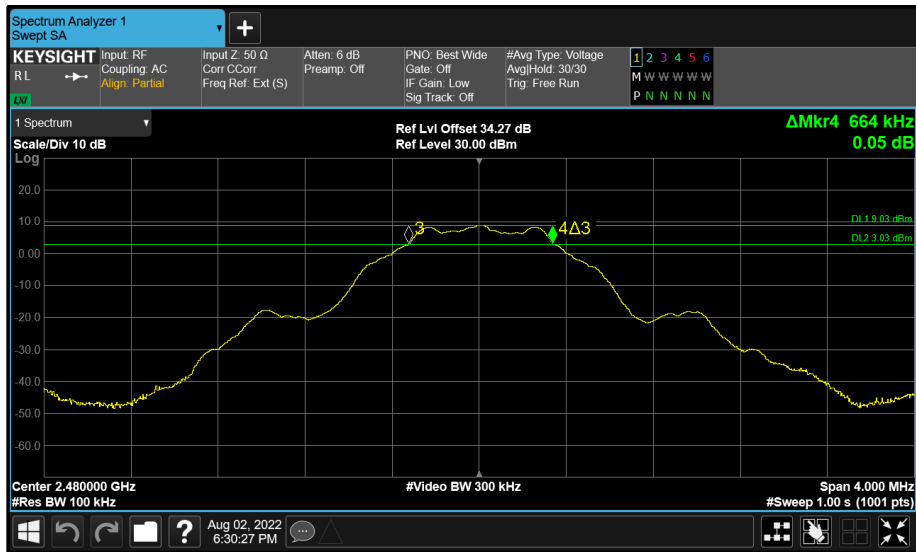


Figure 94 - BT Core 1 (B) 2480 MHz (CH39) 6 dB Bandwidth



Test Configuration			
Frequency Range:	2400-2483.5 MHz	Band:	2.4 GHz
Limit Clause(s):	15.247 (a)(2) RSS-247 5.2 a)	Test Method(s):	C63.10 6.9.3 C63.10 11.8.1
Additional Reference(s):	-		

DUT Configuration			
Mode:	iPA GFSK (LE 2M)	Duty Cycle (%):	-
Antenna Configuration:	SISO	DCCF (dB):	-
Active Port(s):	B (BT Core 1)	Peak Antenna Gain (dBi):	-

Test Frequency (MHz)	6 dB Bandwidth (MHz)				Limit (kHz)
	A	B	C	D	
2402	-	1.176	-	-	≥500.0
2440	-	1.176	-	-	≥500.0
2480	-	1.176	-	-	≥500.0

Table 48 - 6 dB Bandwidth Results

Test Frequency (MHz)	99% Bandwidth (MHz)				Limit (kHz)
	A	B	C	D	
2402	-	2.048	-	-	-
2440	-	2.040	-	-	-
2480	-	2.048	-	-	-

Table 49 - 99% Bandwidth Results

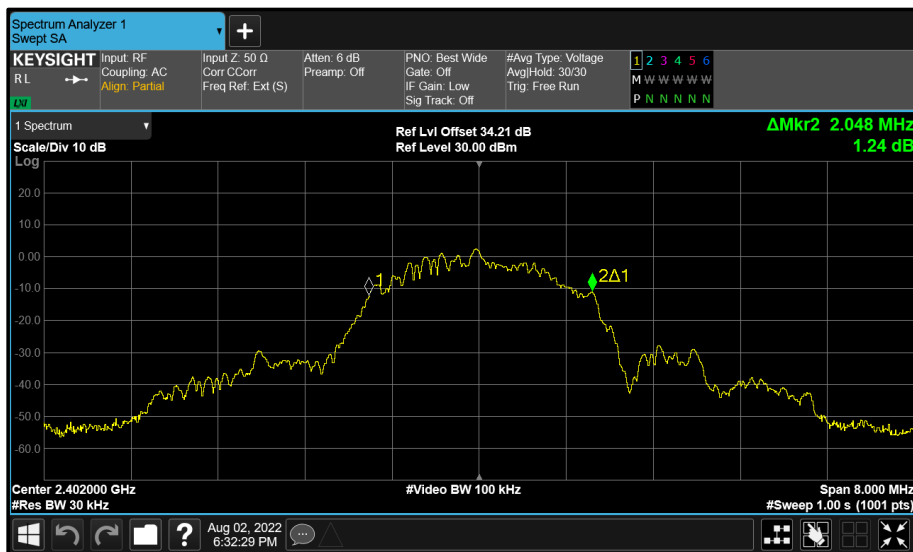


Figure 95 - BT Core 1 (B) 2402 MHz (CH37) 99% Bandwidth

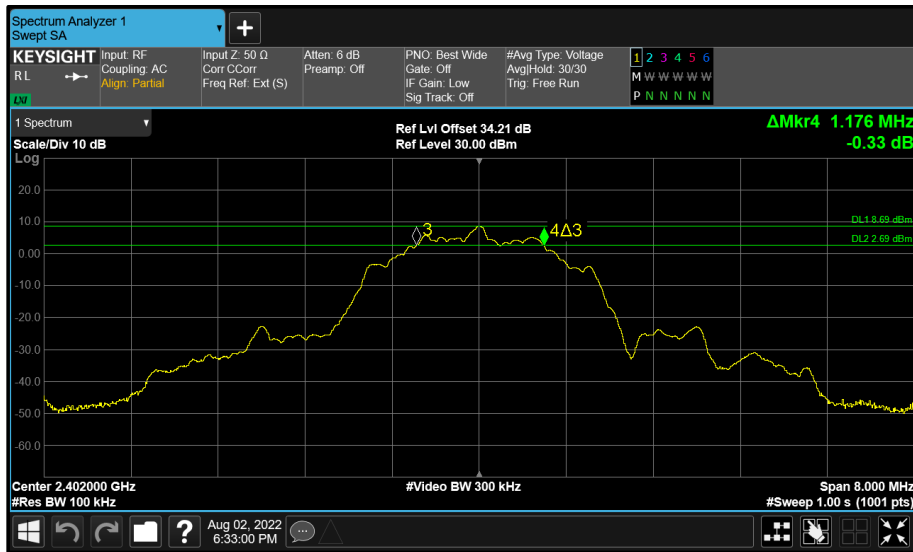


Figure 96 - BT Core 1 (B) 2402 MHz (CH37) 6 dB Bandwidth

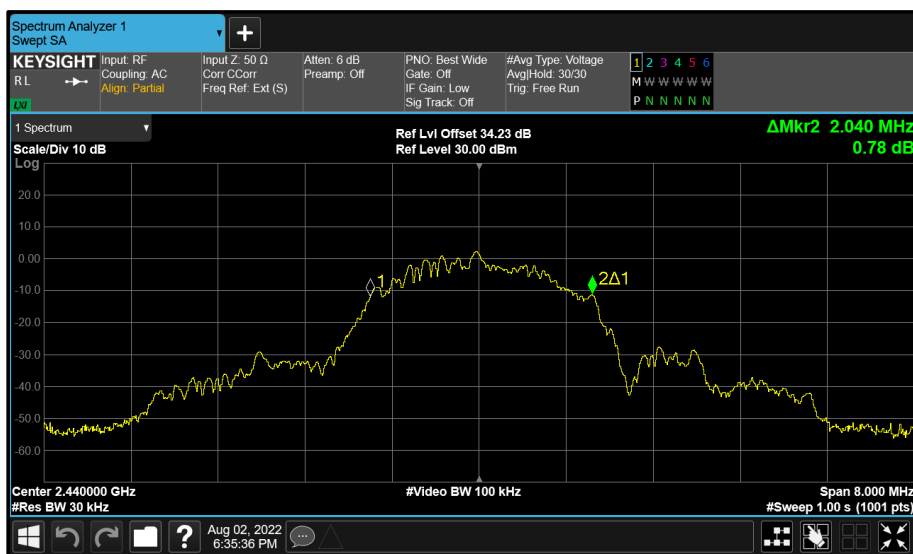


Figure 97 - BT Core 1 (B) 2440 MHz (CH17) 99% Bandwidth

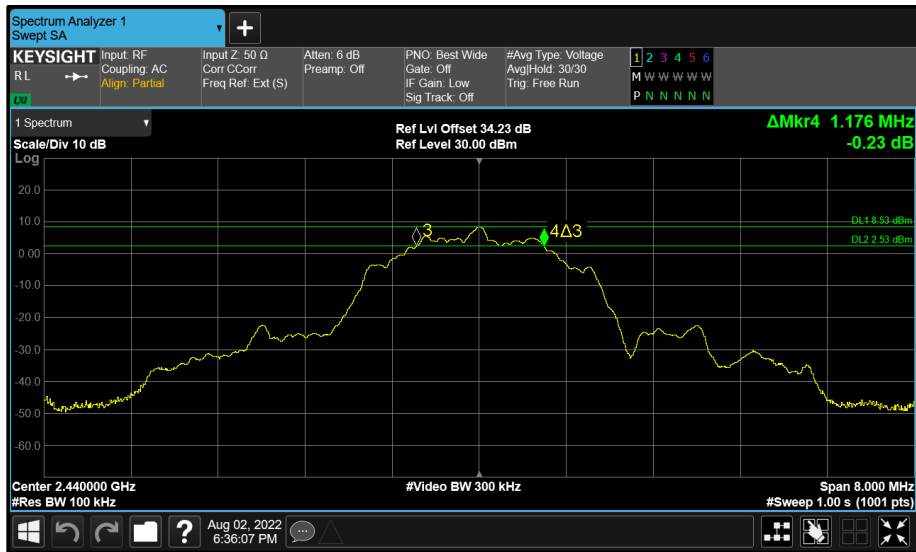


Figure 98 - BT Core 1 (B) 2440 MHz (CH17) 6 dB Bandwidth

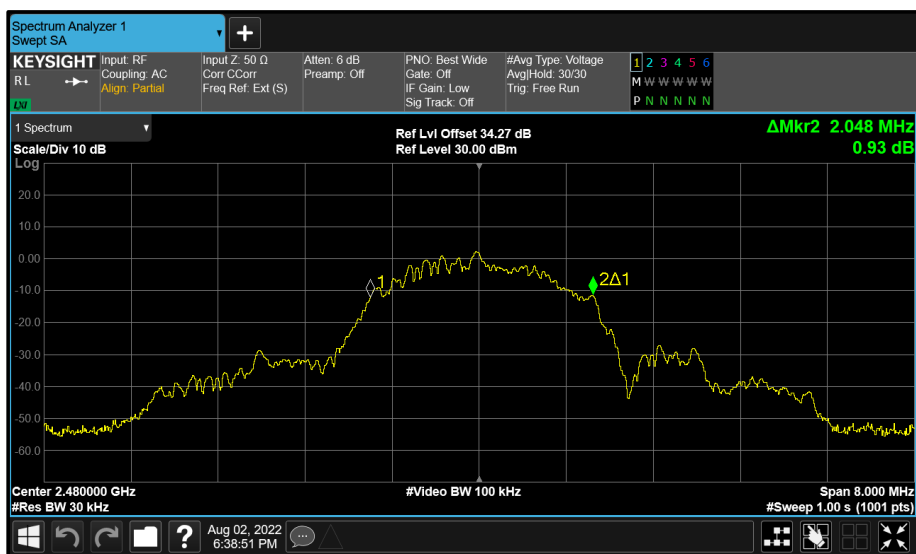


Figure 99 - BT Core 1 (B) 2480 MHz (CH39) 99% Bandwidth

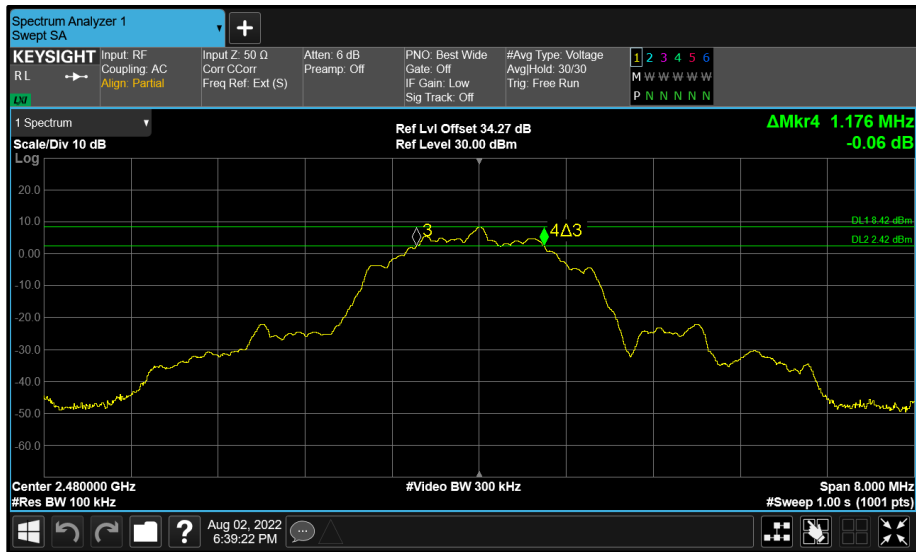


Figure 100 - BT Core 1 (B) 2480 MHz (CH39) 6 dB Bandwidth





Test Configuration			
Frequency Range:	2400-2483.5 MHz	Band:	2.4 GHz
Limit Clause(s):	15.247 (a)(2) RSS-247 5.2 a)	Test Method(s):	C63.10 6.9.3 C63.10 11.8.1
Additional Reference(s):	-		

DUT Configuration			
Mode:	iPA GFSK (LE 1M)	Duty Cycle (%):	-
Antenna Configuration:	SISO	DCCF (dB):	-
Active Port(s):	C (BT Core 2)	Peak Antenna Gain (dBi):	-

Test Frequency (MHz)	6 dB Bandwidth (MHz)				Limit (kHz)
	A	B	C	D	
2402	-	-	0.664	-	≥500.0
2440	-	-	0.664	-	≥500.0
2480	-	-	0.660	-	≥500.0

Table 50 - 6 dB Bandwidth Results

Test Frequency (MHz)	99% Bandwidth (MHz)				Limit (kHz)
	A	B	C	D	
2402	-	-	1.040	-	-
2440	-	-	1.040	-	-
2480	-	-	1.040	-	-

Table 51 - 99% Bandwidth Results

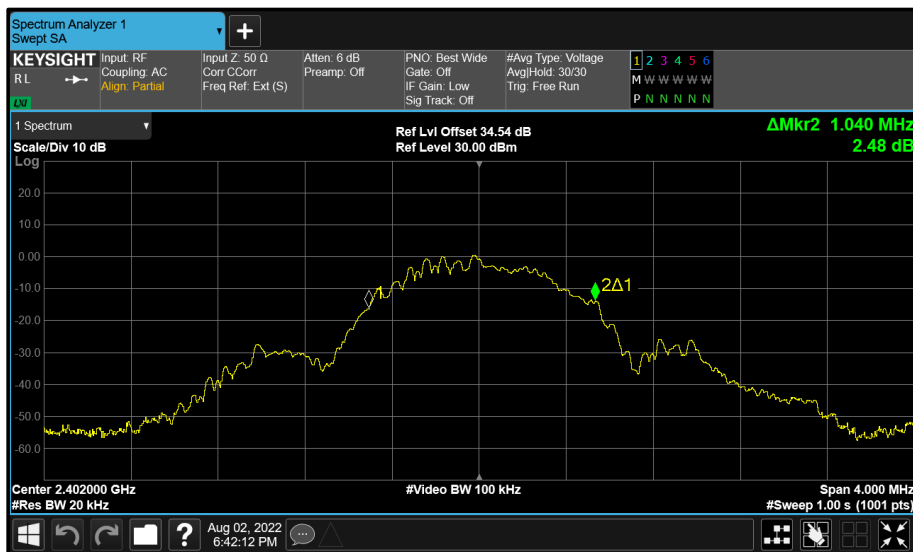


Figure 101 - BT Core 2 (C) 2402 MHz (CH37) 99% Bandwidth

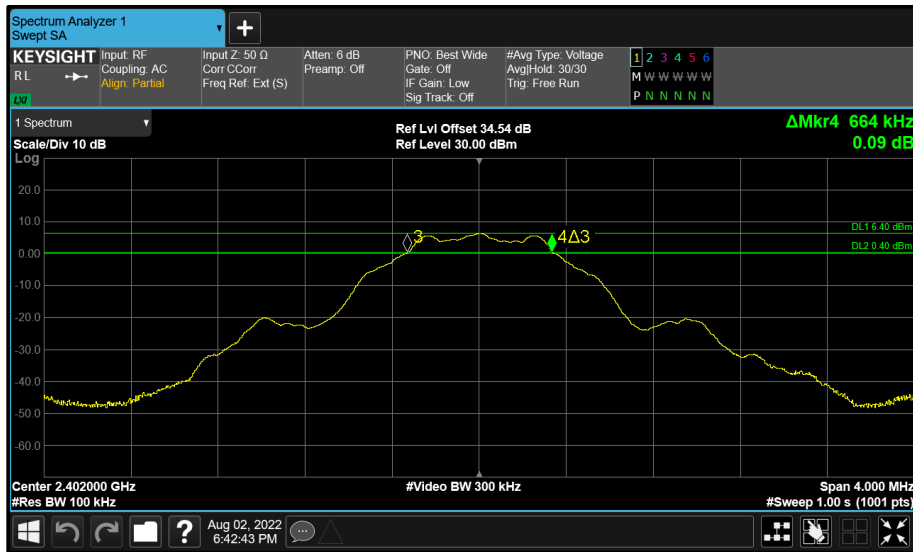


Figure 102 - BT Core 2 (C) 2402 MHz (CH37) 6 dB Bandwidth

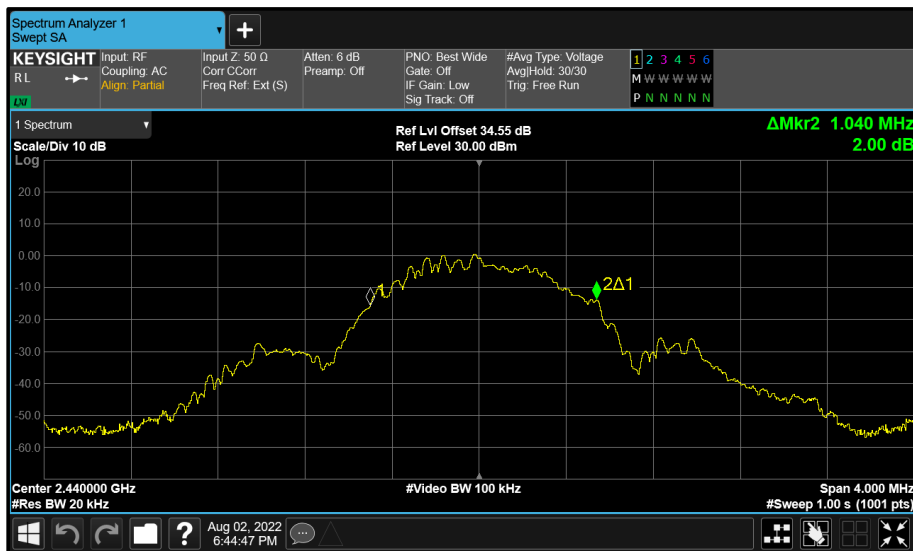


Figure 103 - BT Core 2 (C) 2440 MHz (CH17) 99% Bandwidth

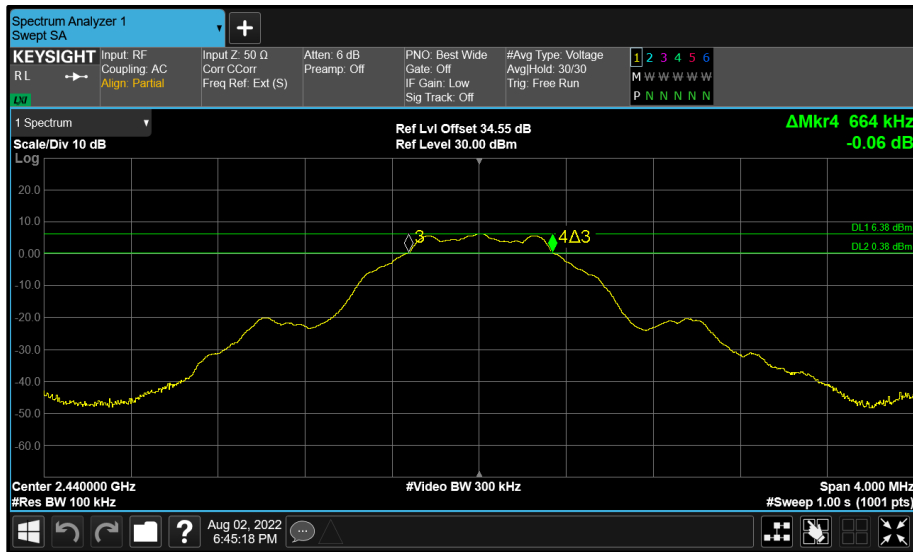


Figure 104 - BT Core 2 (C) 2440 MHz (CH17) 6 dB Bandwidth

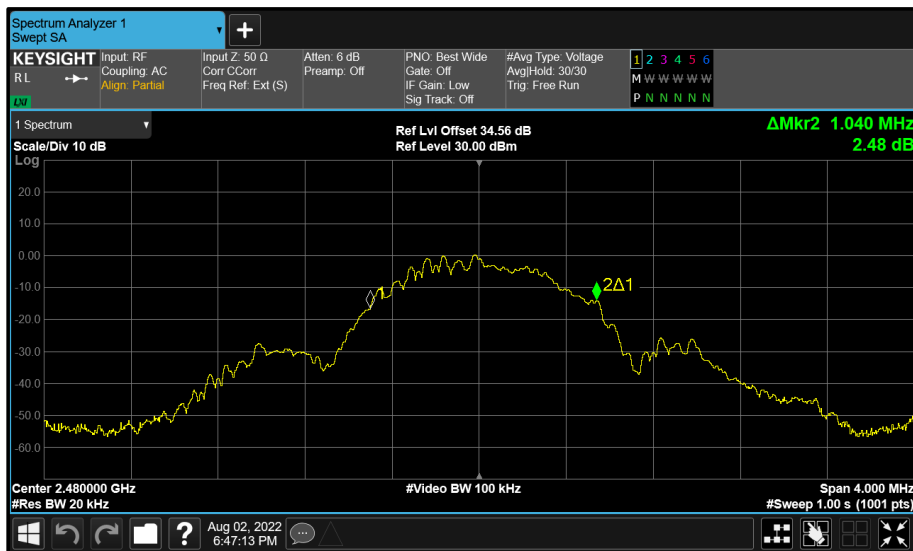


Figure 105 - BT Core 2 (C) 2480 MHz (CH39) 99% Bandwidth

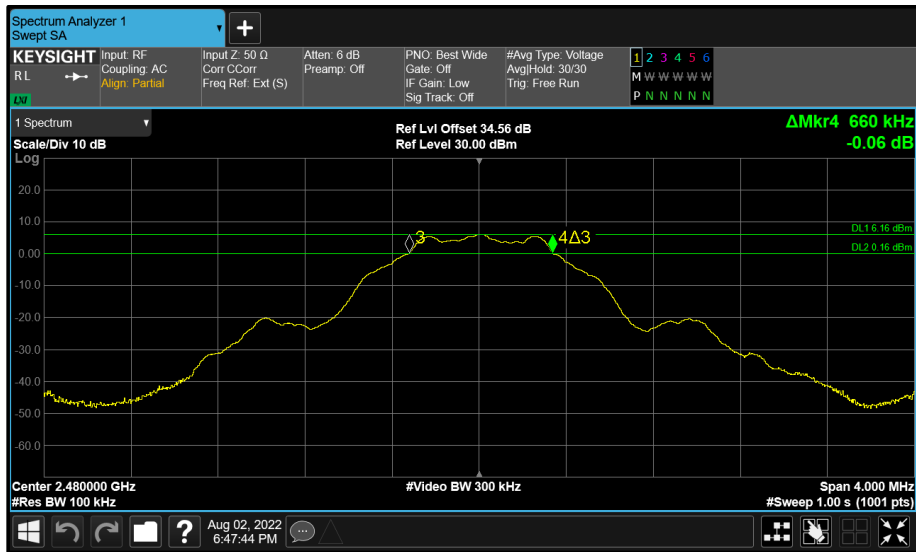


Figure 106 - BT Core 2 (C) 2480 MHz (CH39) 6 dB Bandwidth



Test Configuration			
Frequency Range:	2400-2483.5 MHz	Band:	2.4 GHz
Limit Clause(s):	15.247 (a)(2) RSS-247 5.2 a)	Test Method(s):	C63.10 6.9.3 C63.10 11.8.1
Additional Reference(s):	-		

DUT Configuration			
Mode:	iPA GFSK (LE 2M)	Duty Cycle (%):	-
Antenna Configuration:	SISO	DCCF (dB):	-
Active Port(s):	C (BT Core 2)	Peak Antenna Gain (dBi):	-

Test Frequency (MHz)	6 dB Bandwidth (MHz)				Limit (kHz)
	A	B	C	D	
2402	-	-	1.176	-	≥500.0
2440	-	-	1.176	-	≥500.0
2480	-	-	1.176	-	≥500.0

Table 52 - 6 dB Bandwidth Results

Test Frequency (MHz)	99% Bandwidth (MHz)				Limit (kHz)
	A	B	C	D	
2402	-	-	2.048	-	-
2440	-	-	2.048	-	-
2480	-	-	2.056	-	-

Table 53 - 99% Bandwidth Results

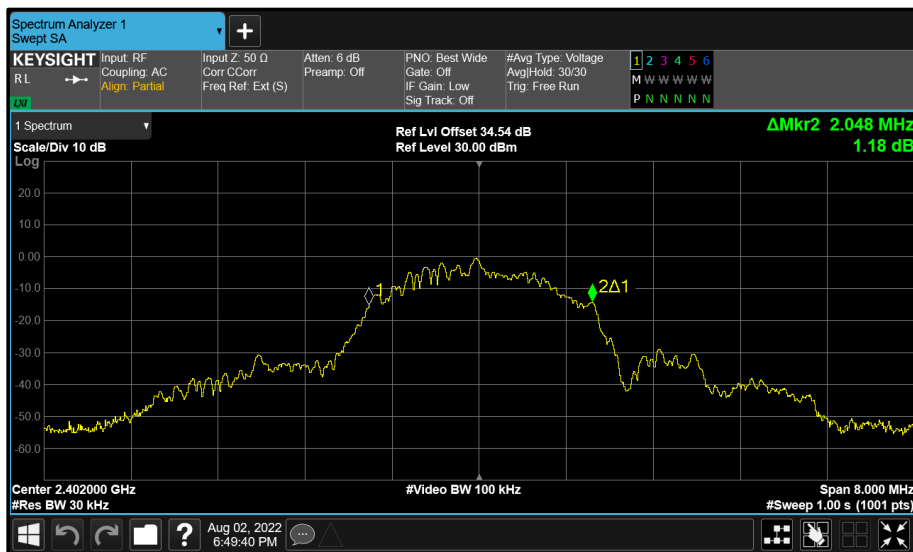


Figure 107 - BT Core 2 (C) 2402 MHz (CH37) 99% Bandwidth



Figure 108 - BT Core 2 (C) 2402 MHz (CH37) 6 dB Bandwidth

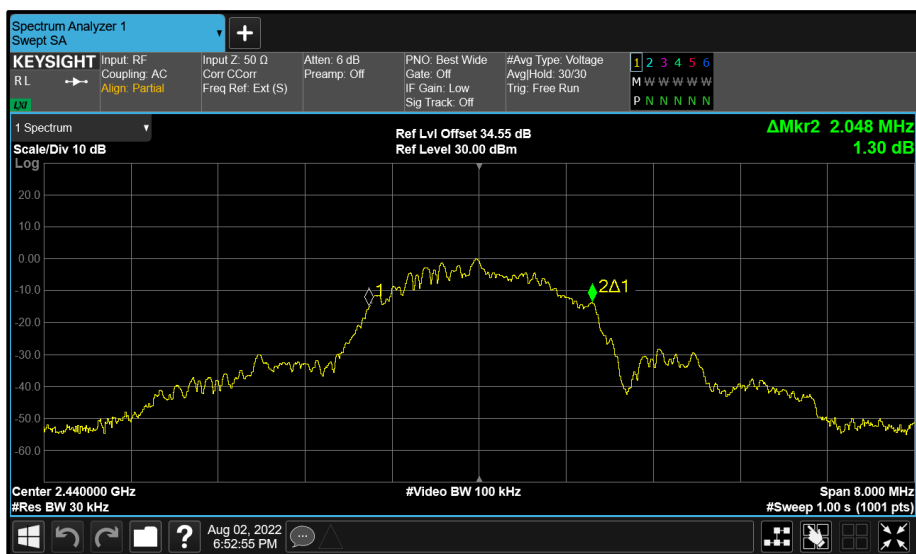


Figure 109 - BT Core 2 (C) 2440 MHz (CH17) 99% Bandwidth



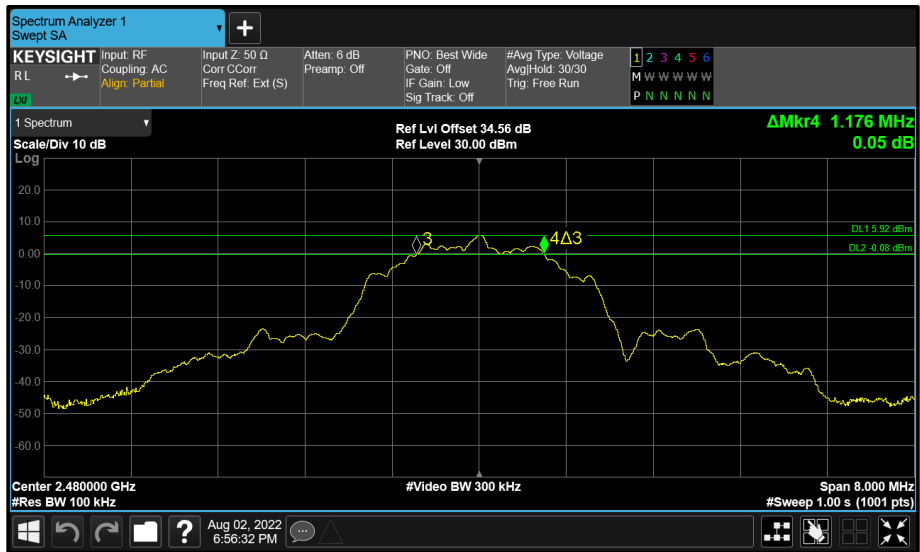


Figure 112 - BT Core 2 (C) 2480 MHz (CH39) 6 dB Bandwidth





Test Configuration			
Frequency Range:	2400-2483.5 MHz	Band:	2.4 GHz
Limit Clause(s):	15.247 (a)(2) RSS-247 5.2 a)	Test Method(s):	C63.10 6.9.3 C63.10 11.8.1
Additional Reference(s):	-		

DUT Configuration			
Mode:	ePA $\pi/4$ DQPSK (4-DH5)	Duty Cycle (%):	-
Antenna Configuration:	Beamforming	DCCF (dB):	-
Active Port(s):	A+B (BT Core 0 + BT Core 1)	Peak Antenna Gain (dBi):	-

Test Frequency (MHz)	6 dB Bandwidth (MHz)				Limit (kHz)
	A	B	C	D	
2404	1.576	1.584	-	-	$\geq 500.0$
2441	1.584	1.592	-	-	$\geq 500.0$
2476	1.584	1.584	-	-	$\geq 500.0$

Table 54 - 6 dB Bandwidth Results

Test Frequency (MHz)	99% Bandwidth (MHz)				Limit (kHz)
	A	B	C	D	
2404	2.344	2.352	-	-	-
2441	2.344	2.352	-	-	-
2476	2.344	2.352	-	-	-

Table 55 - 99% Bandwidth Results

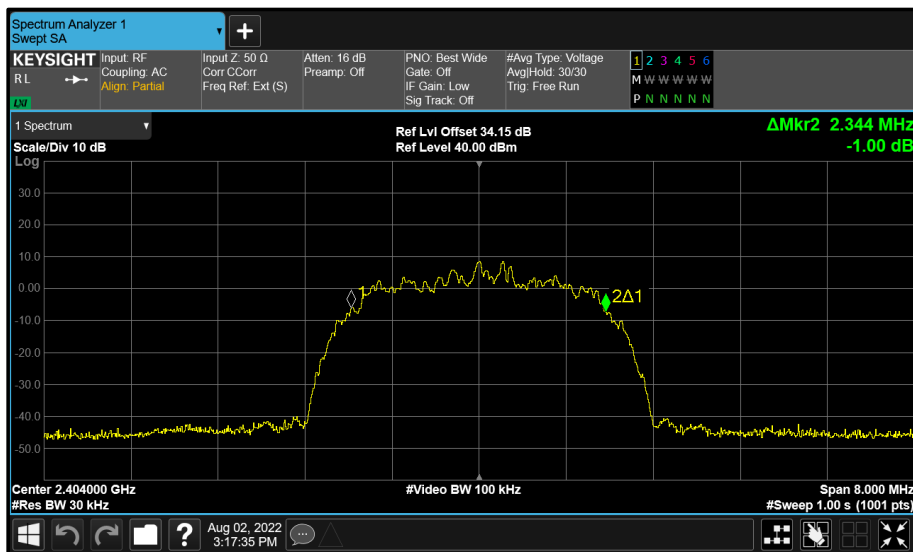


Figure 113 - BT Core 0 (A) 2404 MHz (CH2) 99% Bandwidth

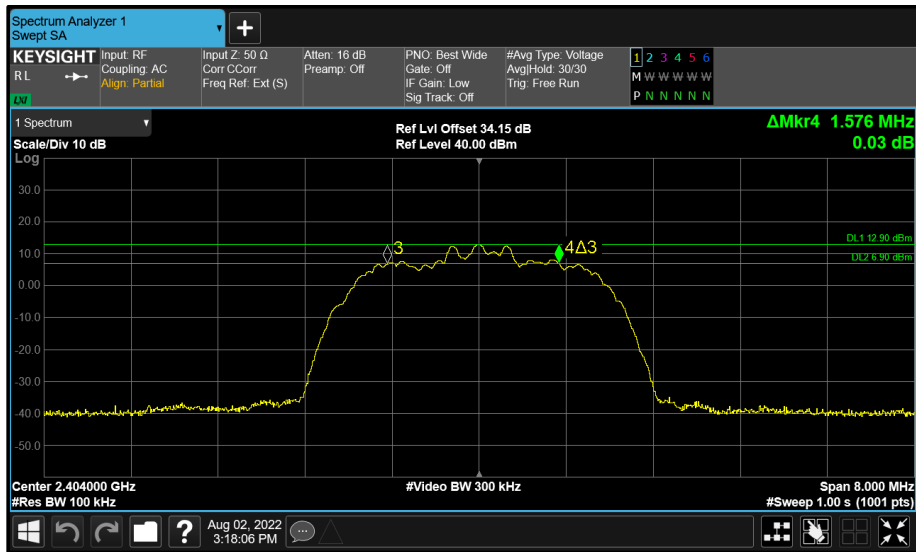


Figure 114 - BT Core 0 (A) 2404 MHz (CH2) 6 dB Bandwidth

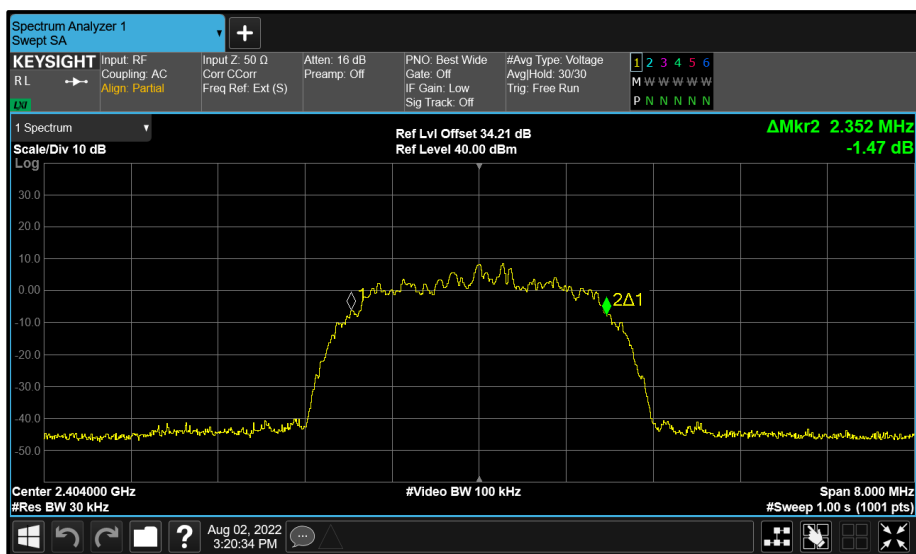


Figure 115 - BT Core 1 (B) 2404 MHz (CH2) 99% Bandwidth

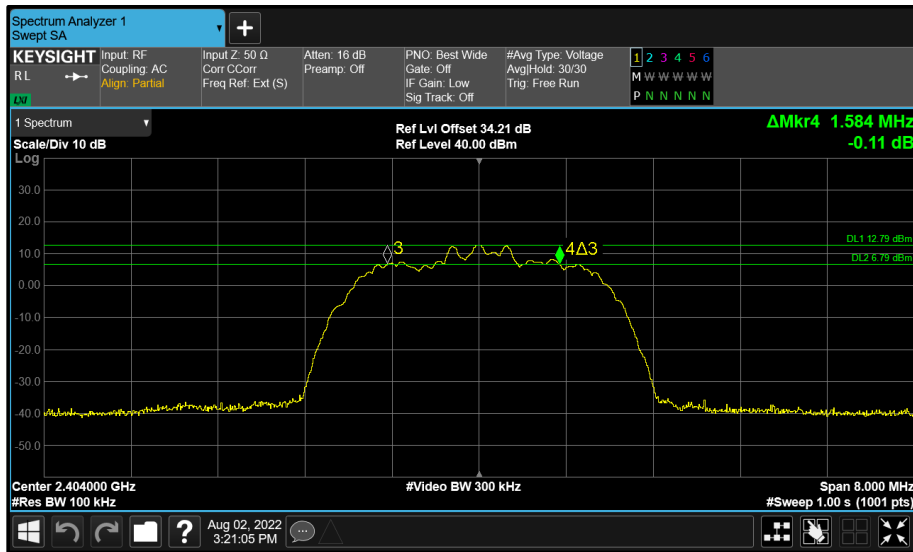


Figure 116 - BT Core 1 (B) 2404 MHz (CH2) 6 dB Bandwidth

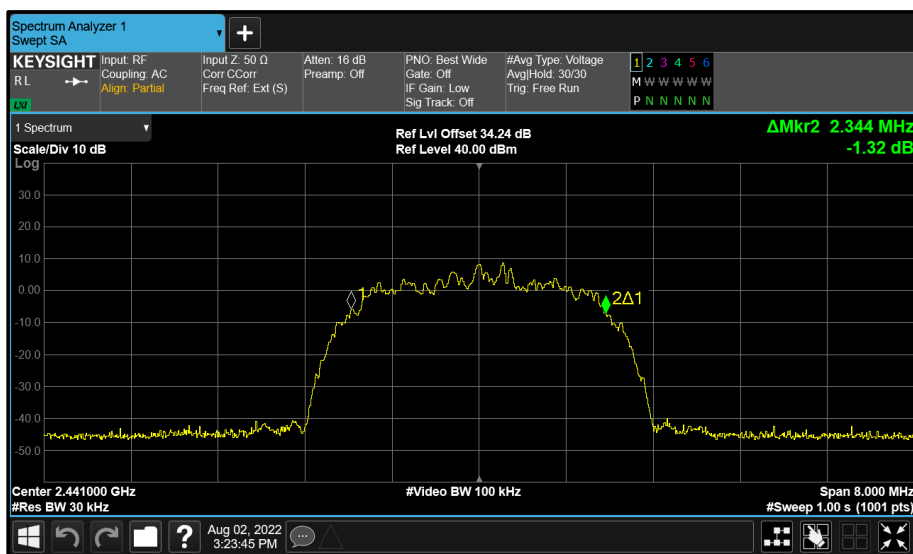


Figure 117 - BT Core 0 (A) 2441 MHz (CH39) 99% Bandwidth

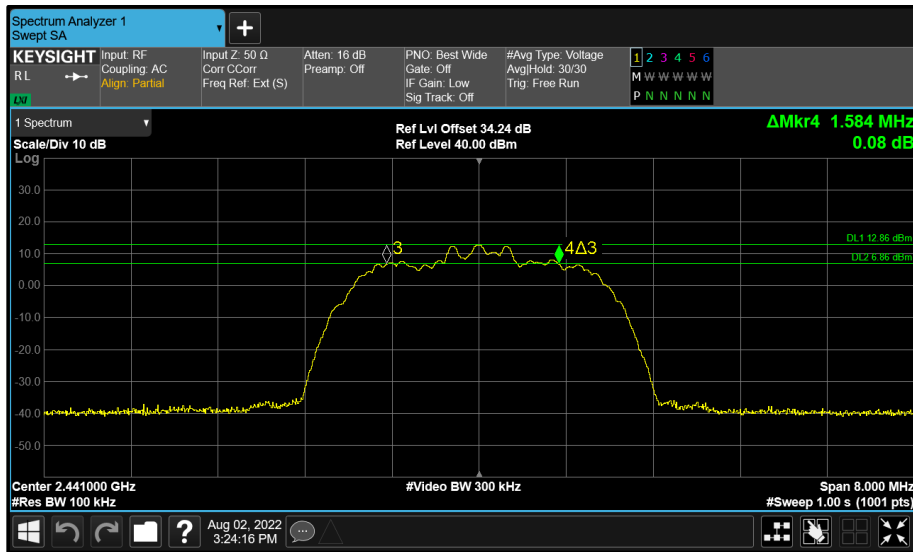


Figure 118 - BT Core 0 (A) 2441 MHz (CH39) 6 dB Bandwidth

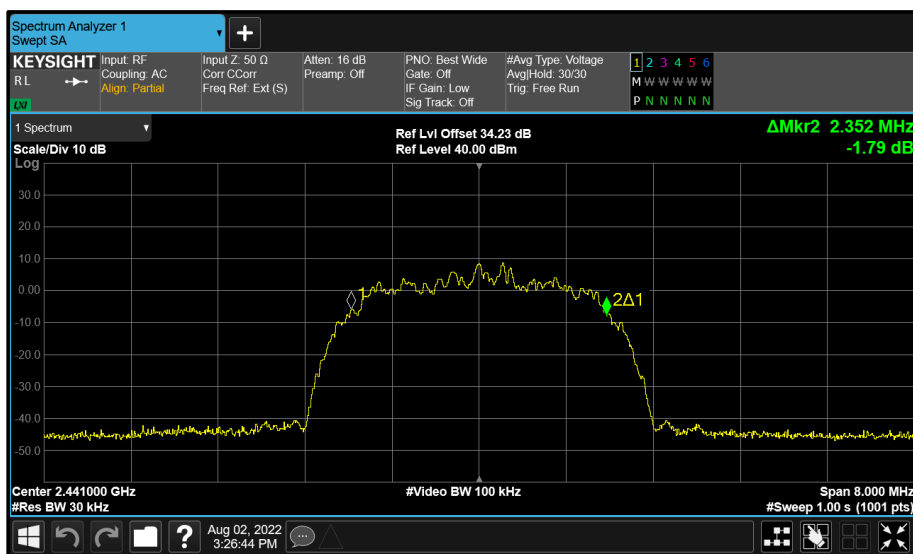


Figure 119 - BT Core 1 (B) 2441 MHz (CH39) 99% Bandwidth

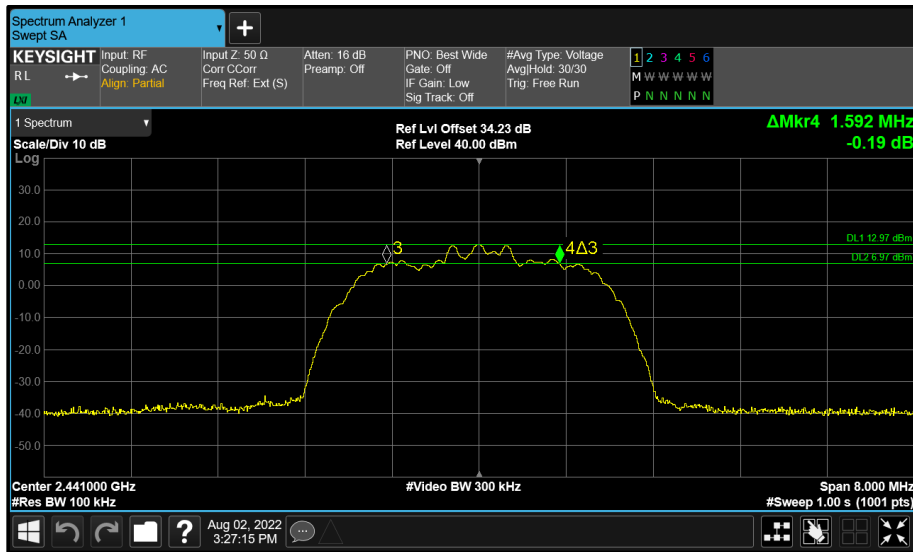


Figure 120 - BT Core 1 (B) 2441 MHz (CH39) 6 dB Bandwidth

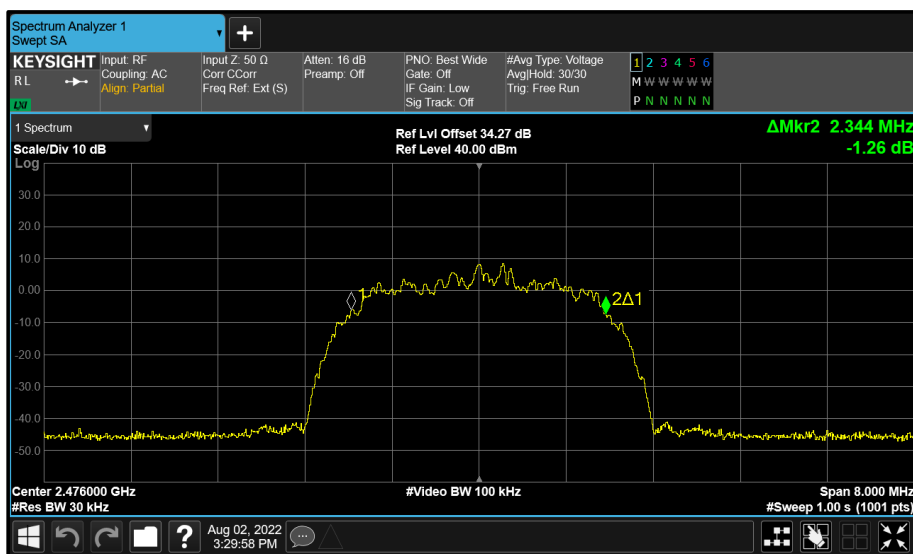


Figure 121 - BT Core 0 (A) 2476 MHz (CH74) 99% Bandwidth

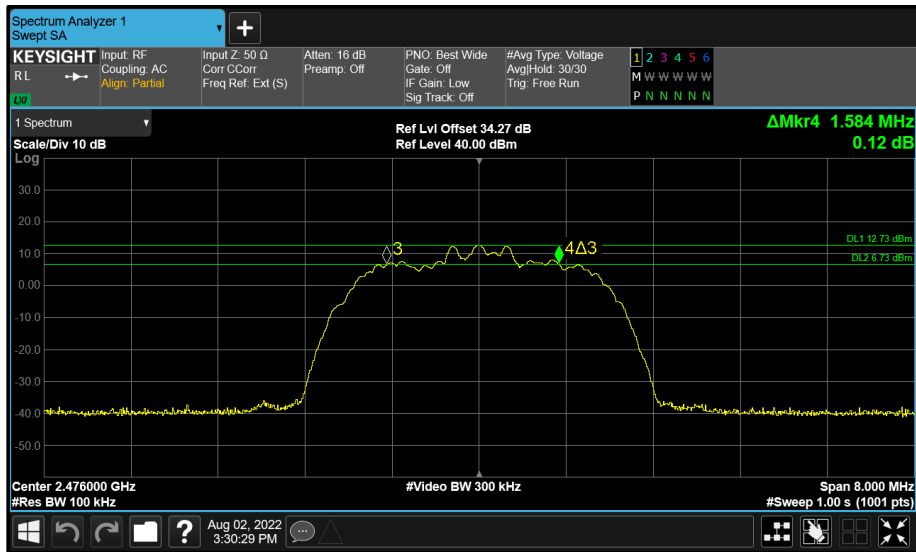


Figure 122 - BT Core 0 (A) 2476 MHz (CH74) 6 dB Bandwidth



Figure 123 - BT Core 1 (B) 2476 MHz (CH74) 99% Bandwidth

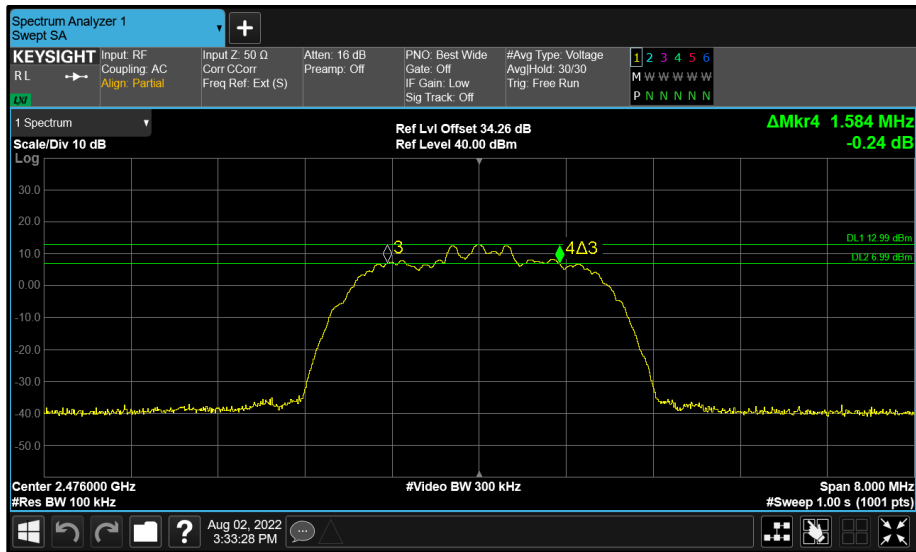


Figure 124 - BT Core 1 (B) 2476 MHz (CH74) 6 dB Bandwidth



Test Configuration			
Frequency Range:	2400-2483.5 MHz	Band:	2.4 GHz
Limit Clause(s):	15.247 (a)(2) RSS-247 5.2 a)	Test Method(s):	C63.10 6.9.3 C63.10 11.8.1
Additional Reference(s):	-		

DUT Configuration			
Mode:	ePA $\pi/4$ DQPSK (8-DH5)	Duty Cycle (%):	-
Antenna Configuration:	Beamforming	DCCF (dB):	-
Active Port(s):	A+B (BT Core 0 + BT Core 1)	Peak Antenna Gain (dBi):	-

Test Frequency (MHz)	6 dB Bandwidth (MHz)				Limit (kHz)
	A	B	C	D	
2404	0.675	0.675	-	-	$\geq 500.0$
2441	0.675	0.675	-	-	$\geq 500.0$
2476	0.675	0.675	-	-	$\geq 500.0$

Table 56 - 6 dB Bandwidth Results

Test Frequency (MHz)	99% Bandwidth (MHz)				Limit (kHz)
	A	B	C	D	
2404	4.500	4.500	-	-	-
2441	4.500	4.515	-	-	-
2476	4.500	4.515	-	-	-

Table 57 - 99% Bandwidth Results

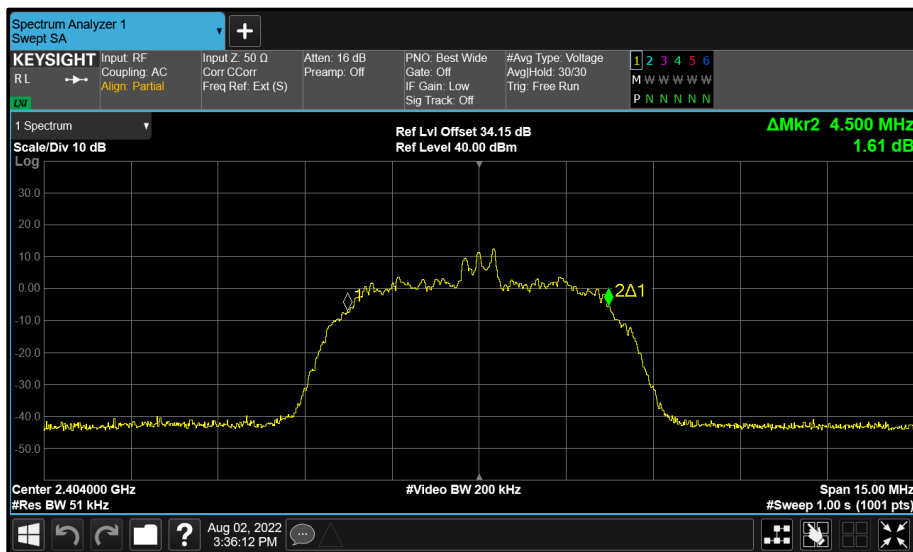


Figure 125 - BT Core 0 (A) 2404 MHz (CH2) 99% Bandwidth



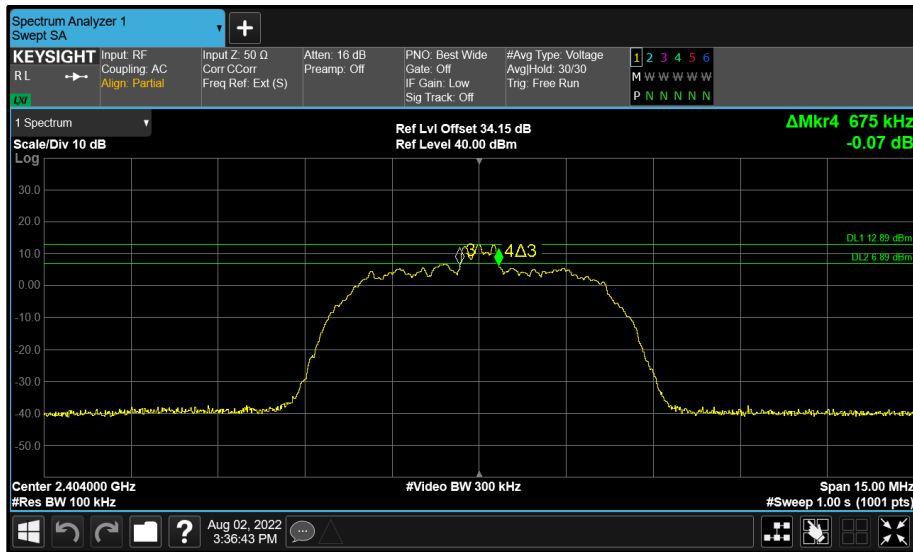


Figure 126 - BT Core 0 (A) 2404 MHz (CH2) 6 dB Bandwidth

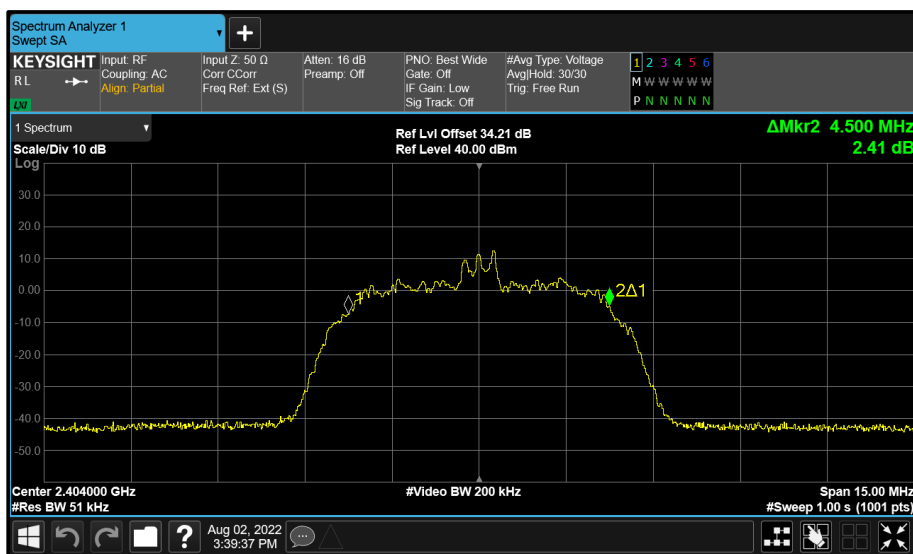


Figure 127 - BT Core 1 (B) 2404 MHz (CH2) 99% Bandwidth

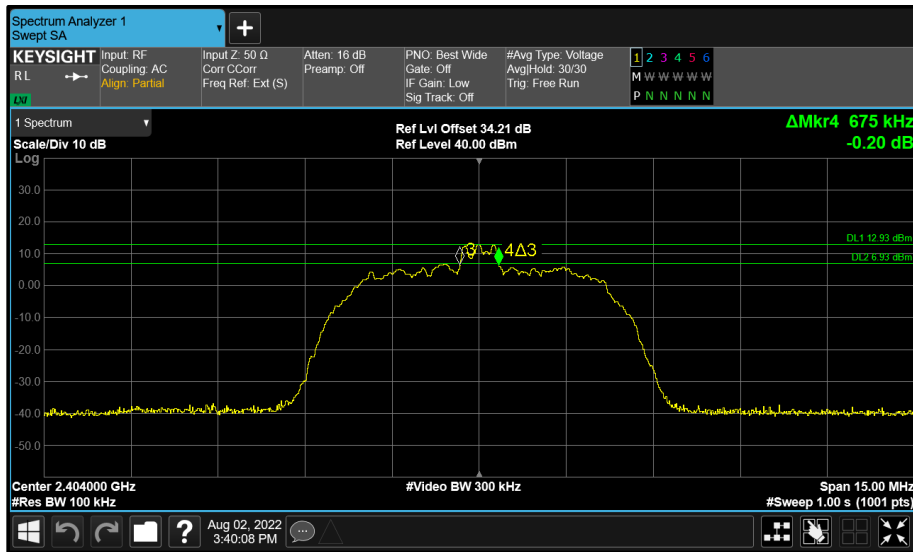


Figure 128 - BT Core 1 (B) 2404 MHz (CH2) 6 dB Bandwidth

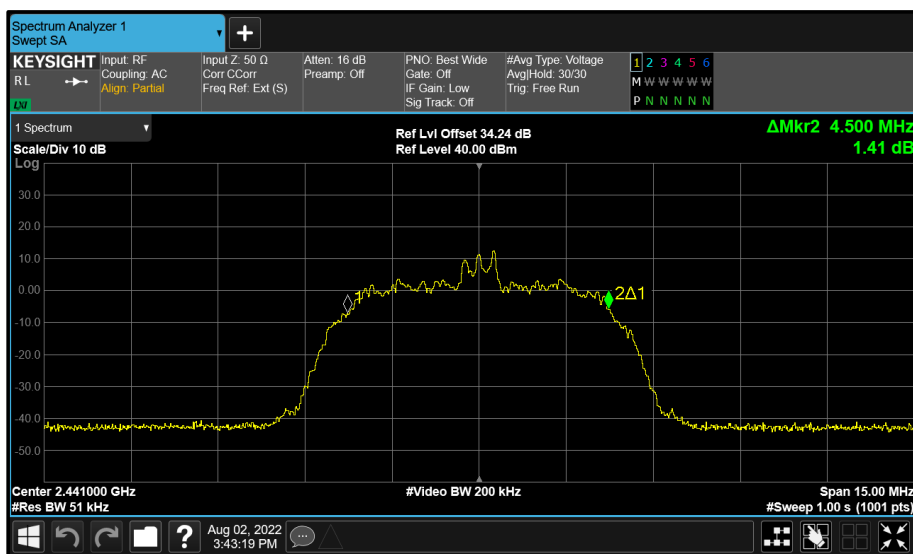


Figure 129 - BT Core 0 (A) 2441 MHz (CH39) 99% Bandwidth

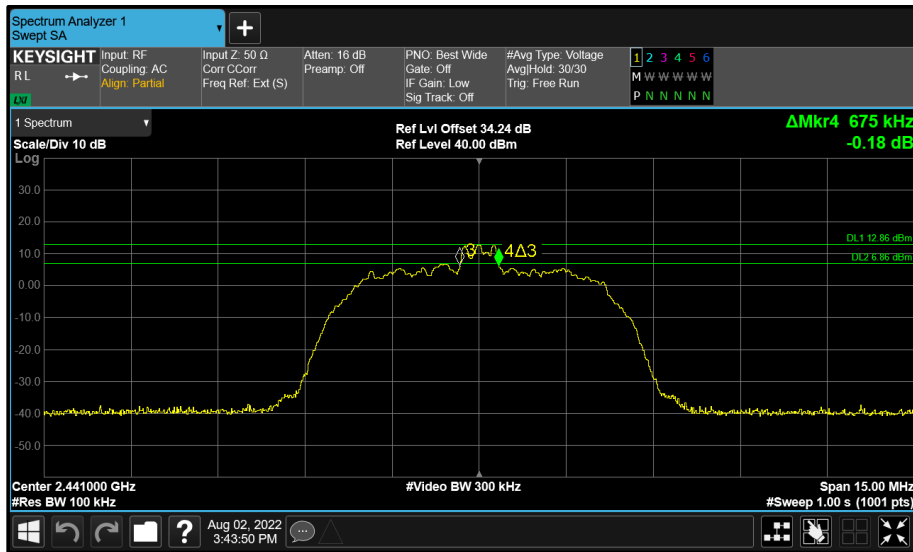


Figure 130 - BT Core 0 (A) 2441 MHz (CH39) 6 dB Bandwidth

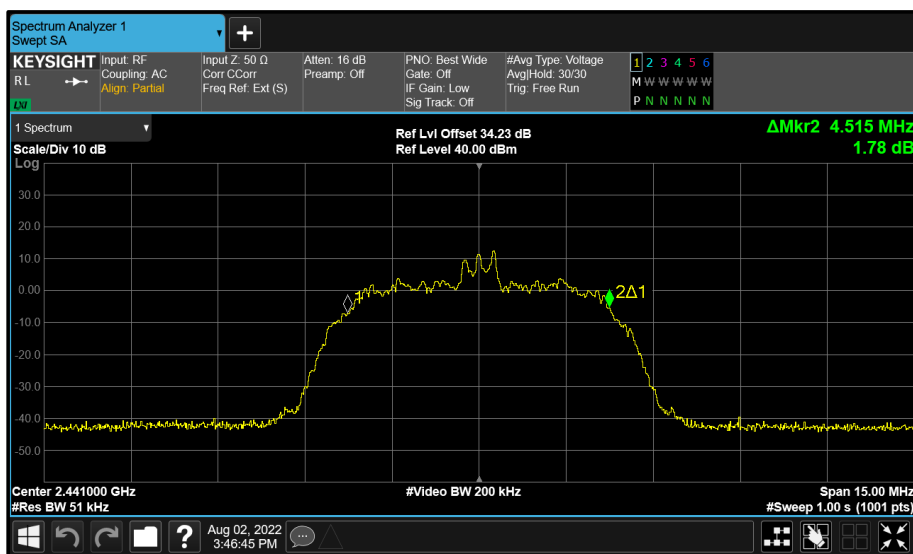


Figure 131 - BT Core 1 (B) 2441 MHz (CH39) 99% Bandwidth

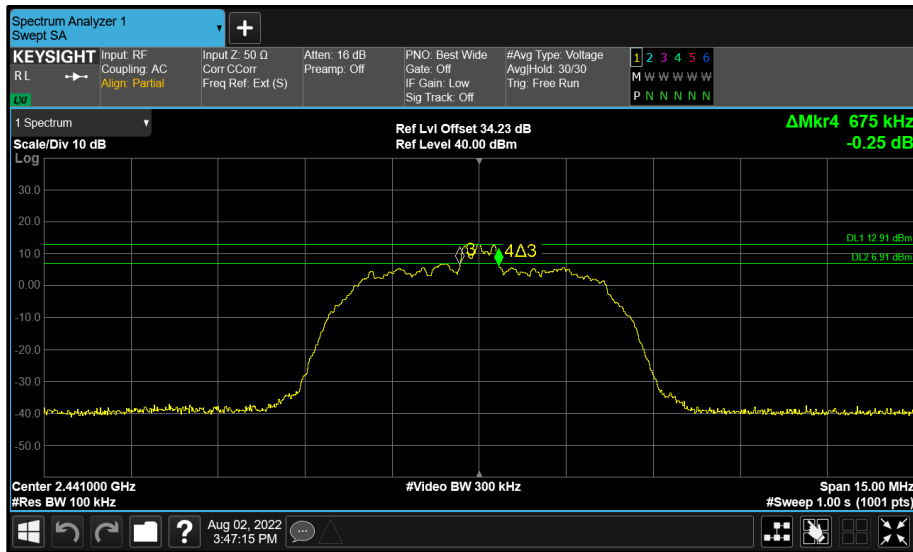


Figure 132 - BT Core 1 (B) 2441 MHz (CH39) 6 dB Bandwidth

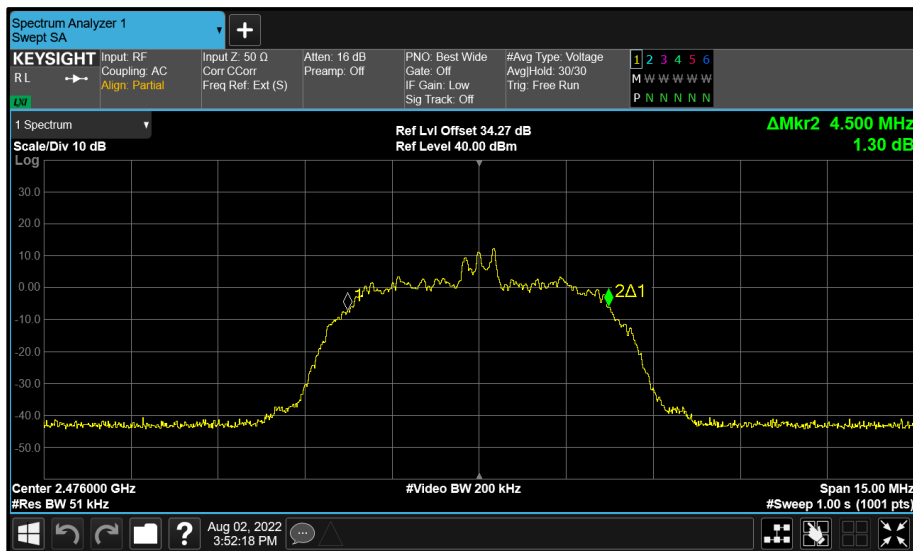


Figure 133 - BT Core 0 (A) 2476 MHz (CH74) 99% Bandwidth

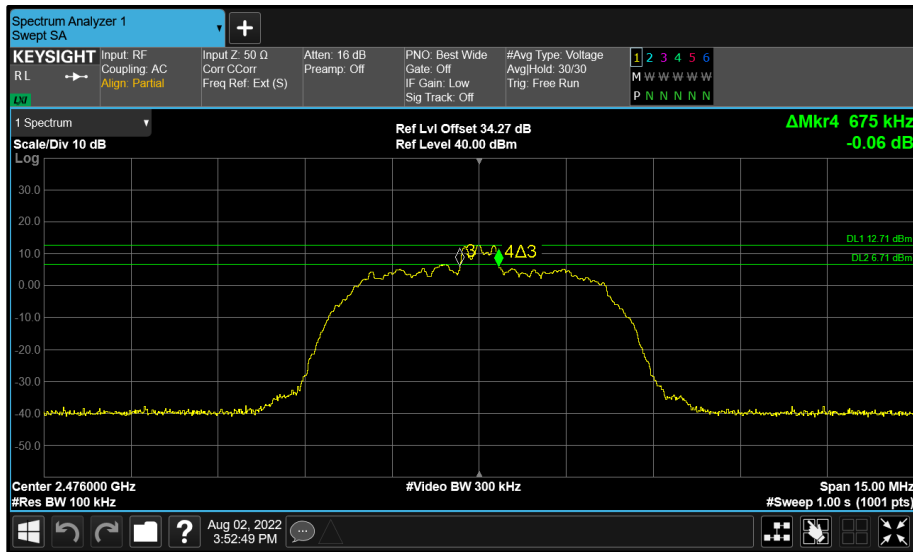


Figure 134 - BT Core 0 (A) 2476 MHz (CH74) 6 dB Bandwidth

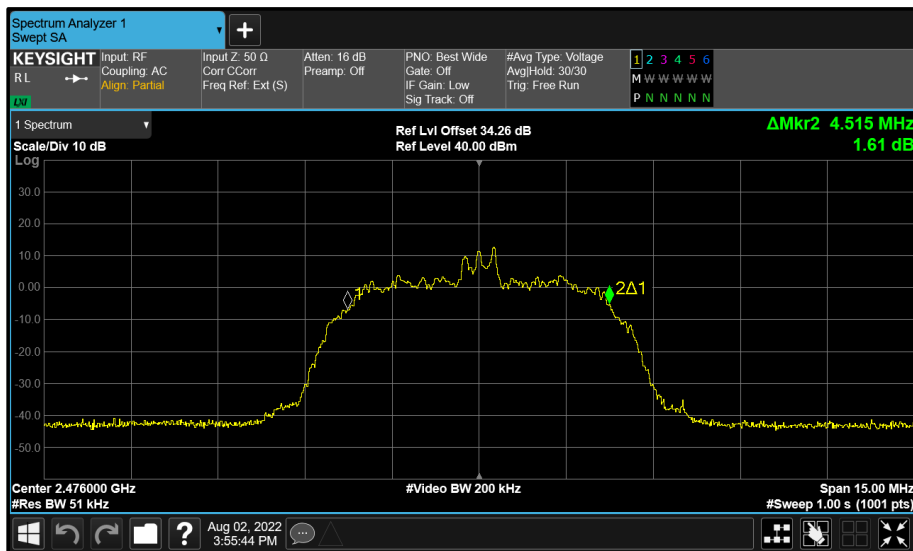


Figure 135 - BT Core 1 (B) 2476 MHz (CH74) 99% Bandwidth

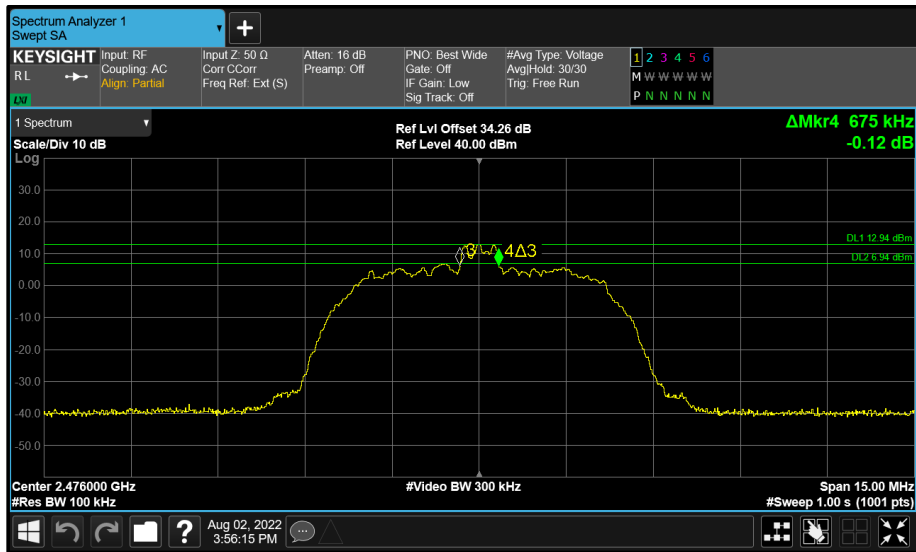


Figure 136 - BT Core 1 (B) 2476 MHz (CH74) 6 dB Bandwidth



Test Configuration			
Frequency Range:	2400-2483.5 MHz	Band:	2.4 GHz
Limit Clause(s):	15.247 (a)(2) RSS-247 5.2 a)	Test Method(s):	C63.10 6.9.3 C63.10 11.8.1
Additional Reference(s):	-		

DUT Configuration			
Mode:	iPA $\pi/4$ DQPSK (4-DH5)	Duty Cycle (%):	-
Antenna Configuration:	Beamforming	DCCF (dB):	-
Active Port(s):	A+B (BT Core 0 + BT Core 1)	Peak Antenna Gain (dBi):	-

Test Frequency (MHz)	6 dB Bandwidth (MHz)				Limit (kHz)
	A	B	C	D	
2404	1.576	1.576	-	-	$\geq 500.0$
2441	1.584	1.576	-	-	$\geq 500.0$
2476	1.584	1.584	-	-	$\geq 500.0$

Table 58 - 6 dB Bandwidth Results

Test Frequency (MHz)	99% Bandwidth (MHz)				Limit (kHz)
	A	B	C	D	
2404	2.344	2.336	-	-	-
2441	2.336	2.336	-	-	-
2476	2.336	2.336	-	-	-

Table 59 - 99% Bandwidth Results

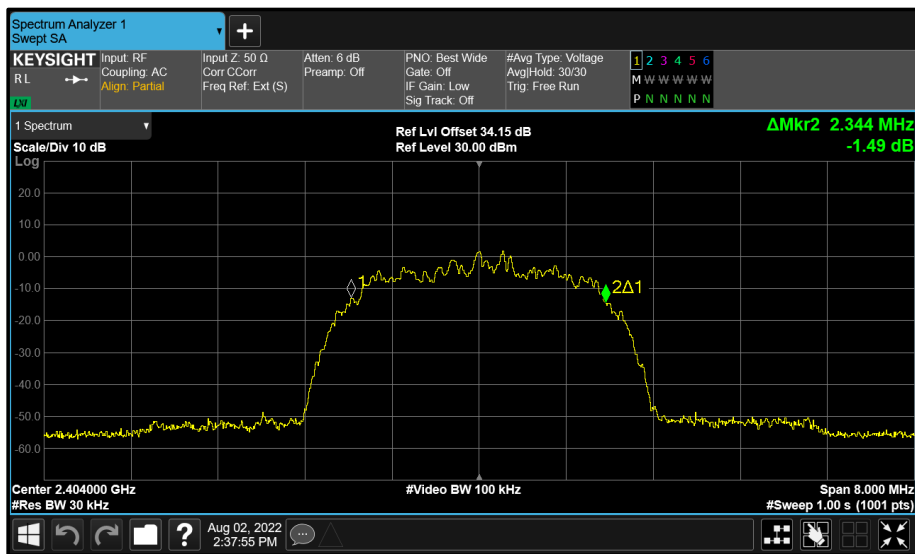


Figure 137 - BT Core 0 (A) 2404 MHz (CH2) 99% Bandwidth

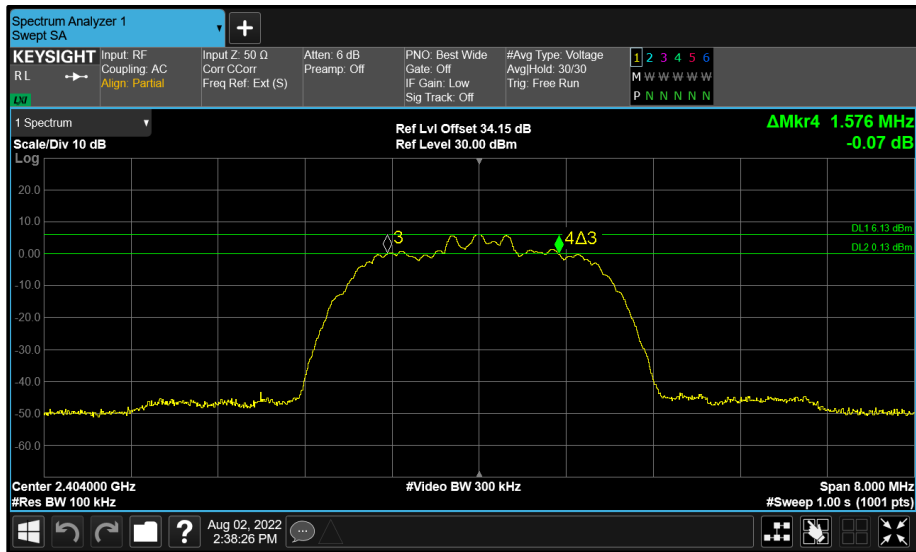


Figure 138 - BT Core 0 (A) 2404 MHz (CH2) 6 dB Bandwidth

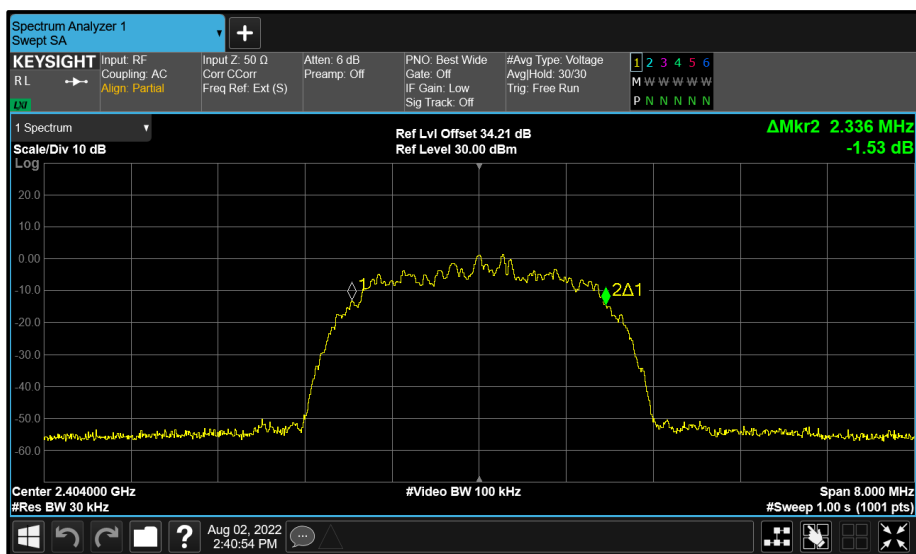


Figure 139 - BT Core 1 (B) 2404 MHz (CH2) 99% Bandwidth



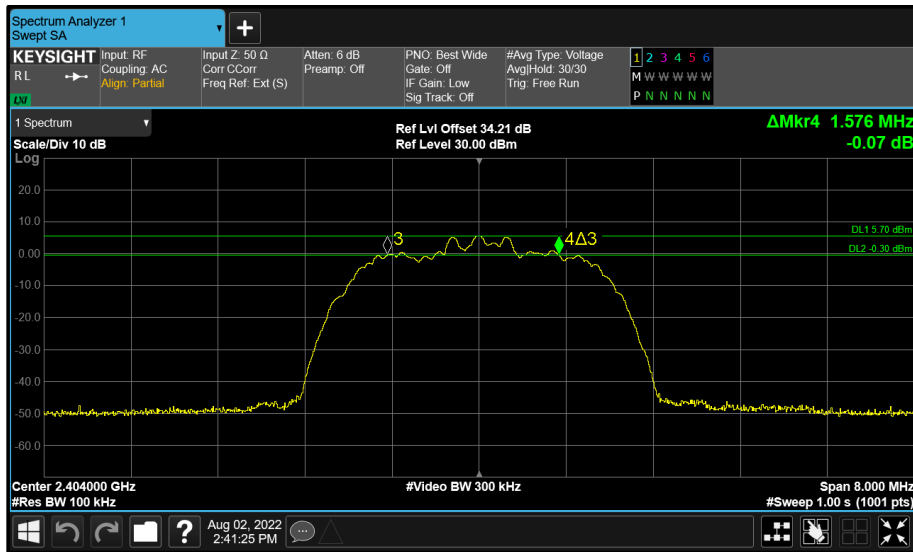


Figure 140 - BT Core 1 (B) 2404 MHz (CH2) 6 dB Bandwidth

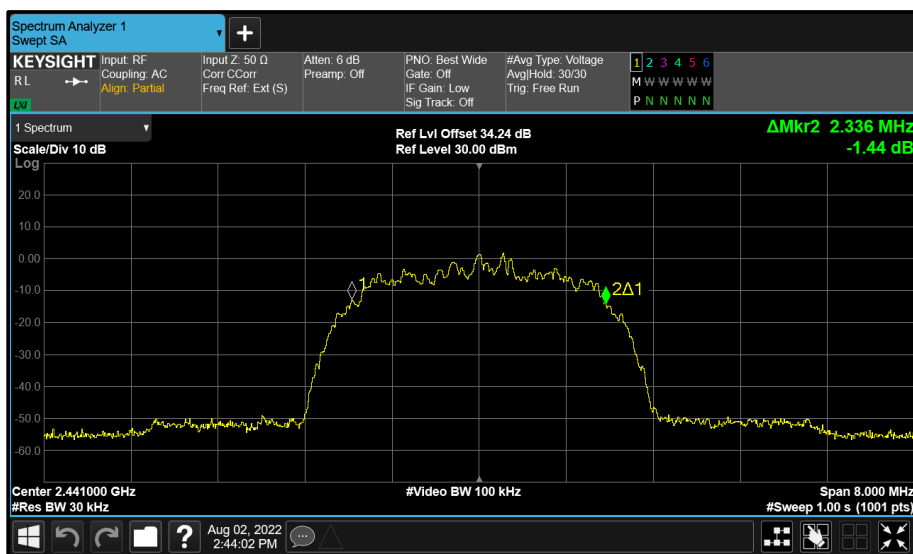


Figure 141 - BT Core 0 (A) 2441 MHz (CH39) 99% Bandwidth

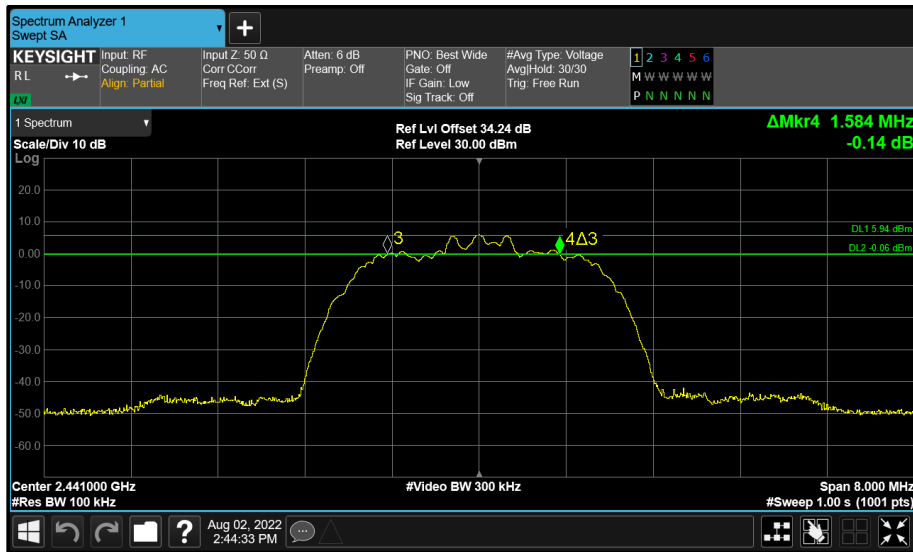


Figure 142 - BT Core 0 (A) 2441 MHz (CH39) 6 dB Bandwidth

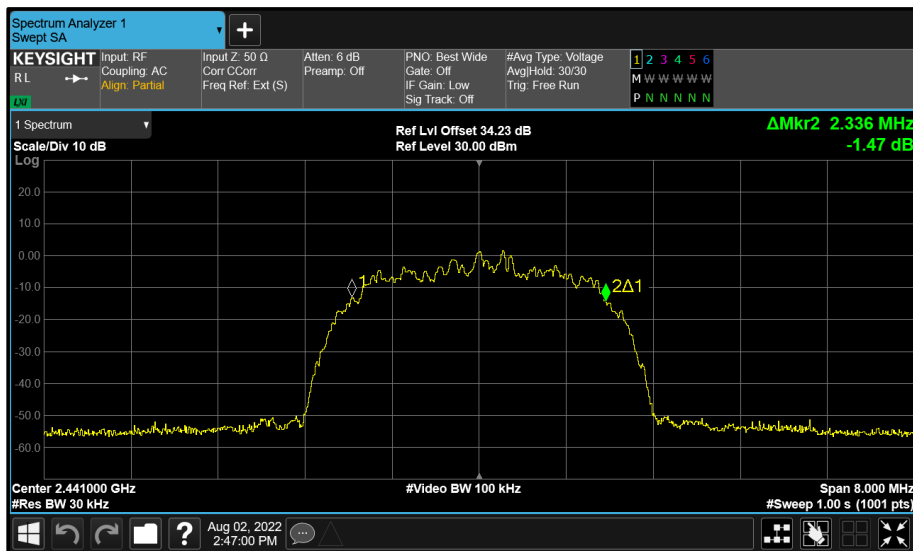


Figure 143 - BT Core 1 (B) 2441 MHz (CH39) 99% Bandwidth

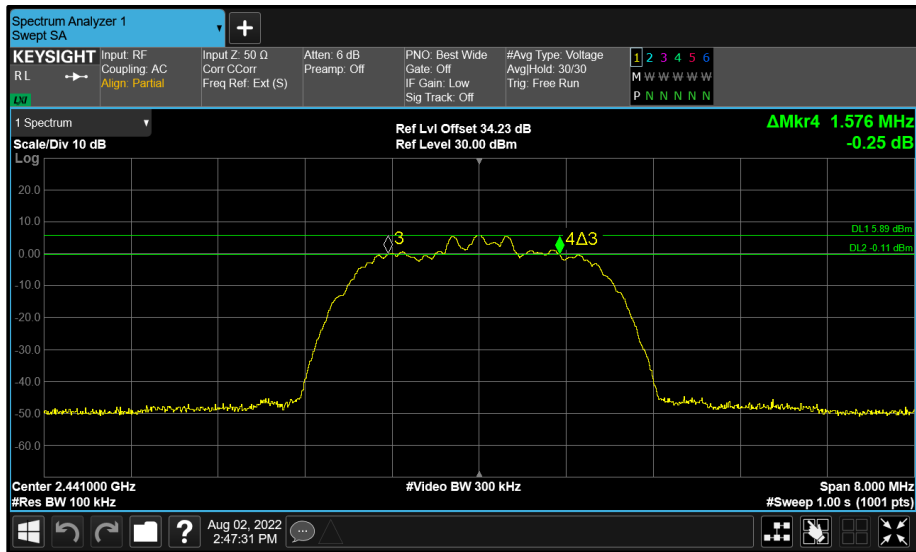


Figure 144 - BT Core 1 (B) 2441 MHz (CH39) 6 dB Bandwidth

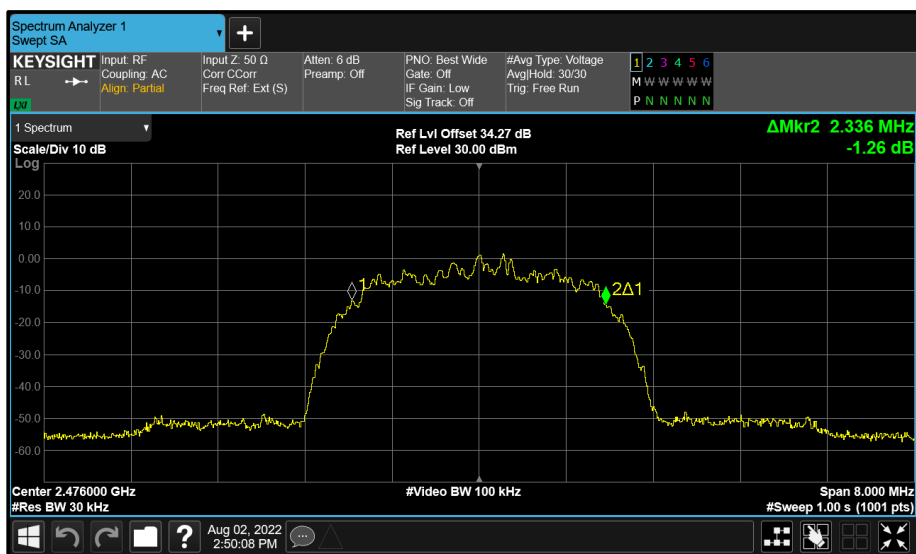


Figure 145 - BT Core 0 (A) 2476 MHz (CH74) 99% Bandwidth







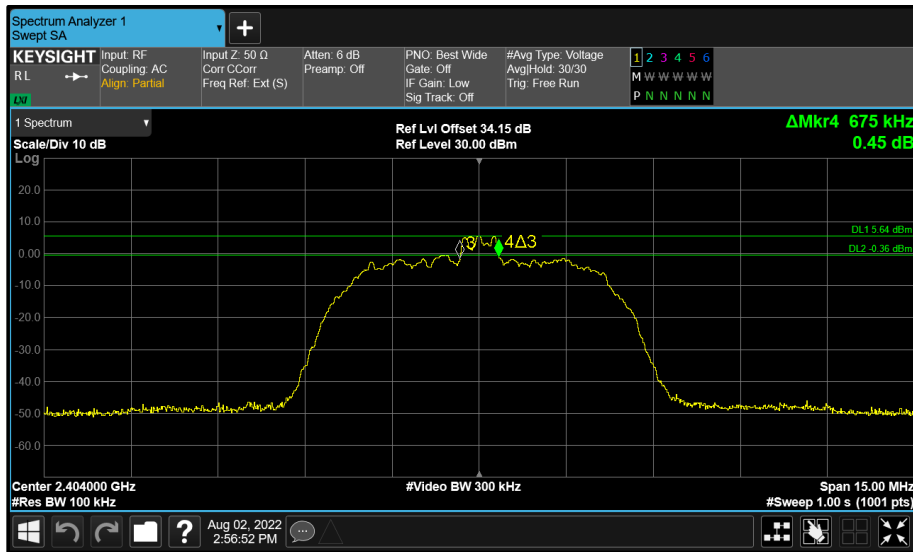


Figure 150 - BT Core 0 (A) 2404 MHz (CH2) 6 dB Bandwidth

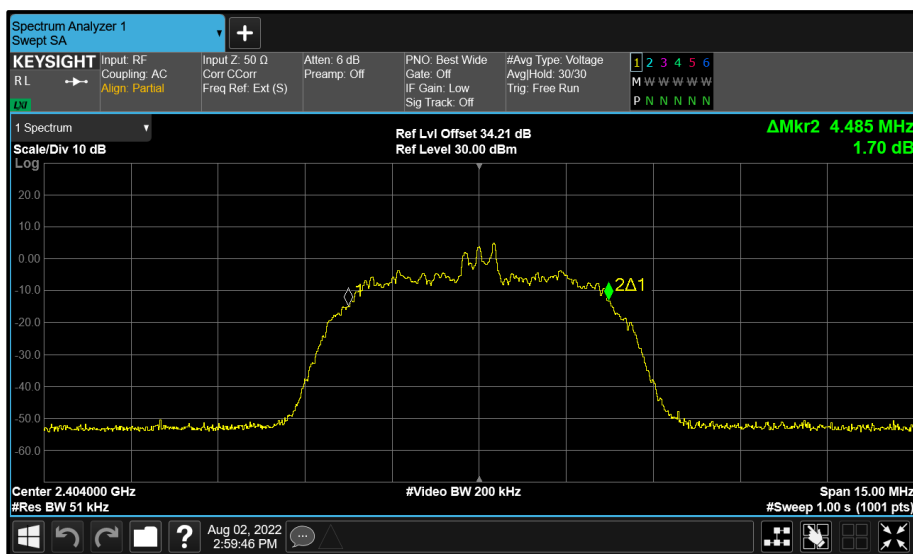


Figure 151 - BT Core 1 (B) 2404 MHz (CH2) 99% Bandwidth

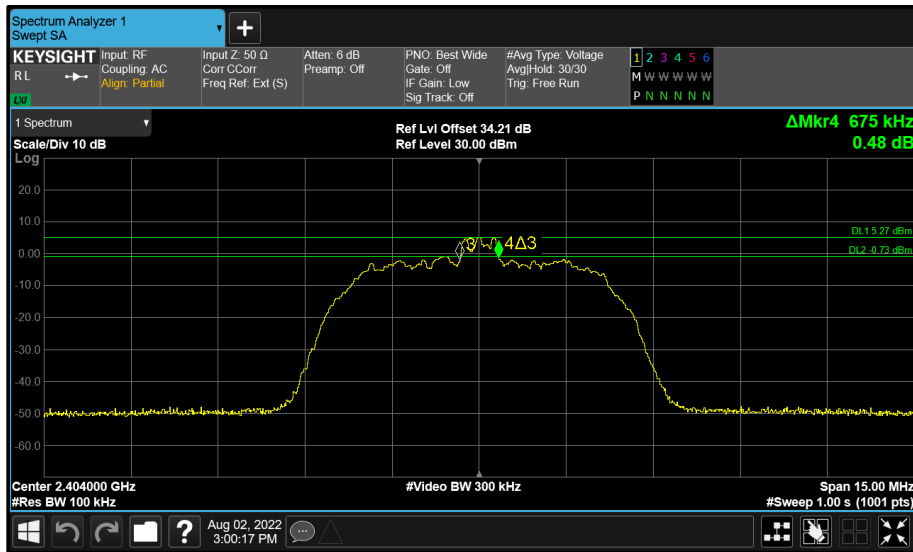


Figure 152 - BT Core 1 (B) 2404 MHz (CH2) 6 dB Bandwidth

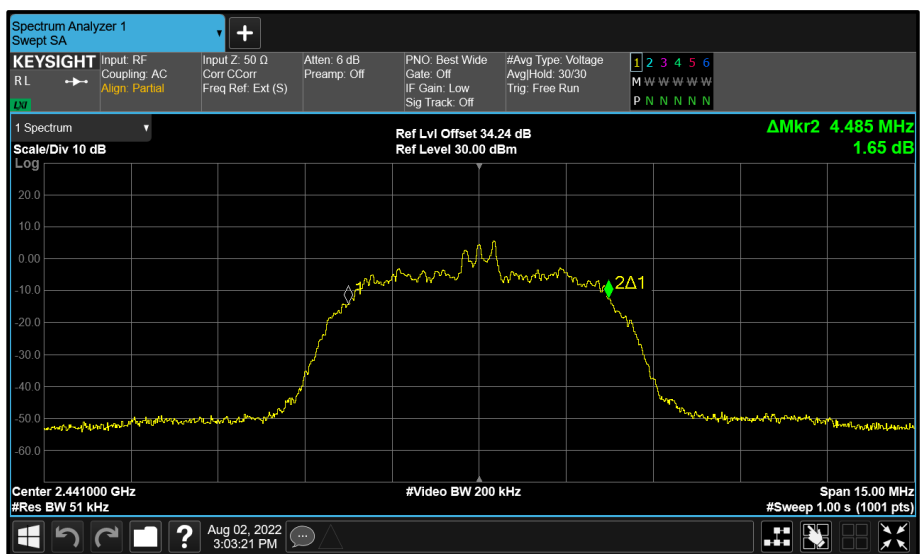


Figure 153 - BT Core 0 (A) 2441 MHz (CH39) 99% Bandwidth



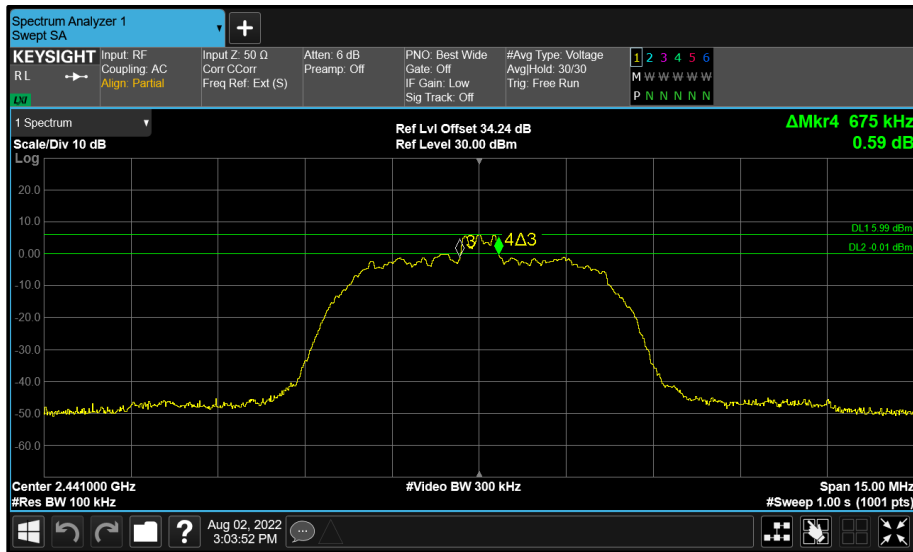


Figure 154 - BT Core 0 (A) 2441 MHz (CH39) 6 dB Bandwidth

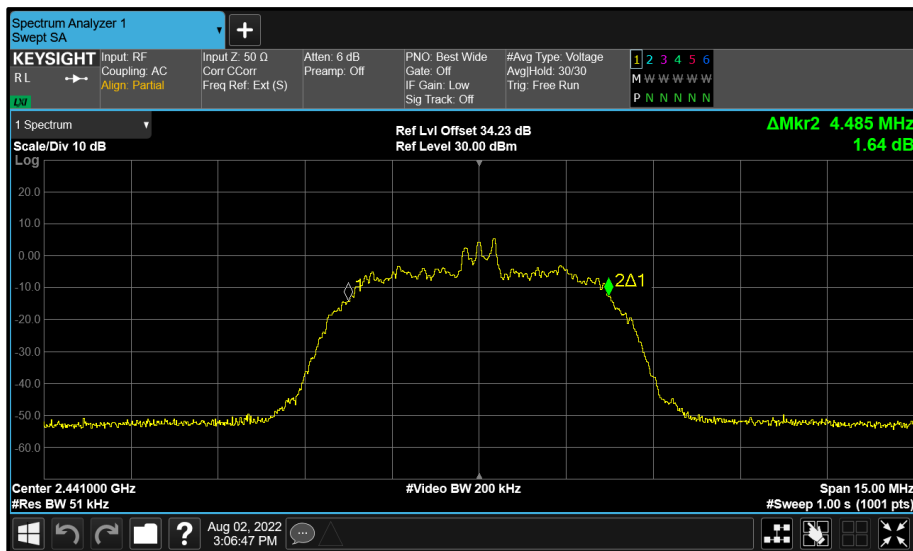


Figure 155 - BT Core 1 (B) 2441 MHz (CH39) 99% Bandwidth

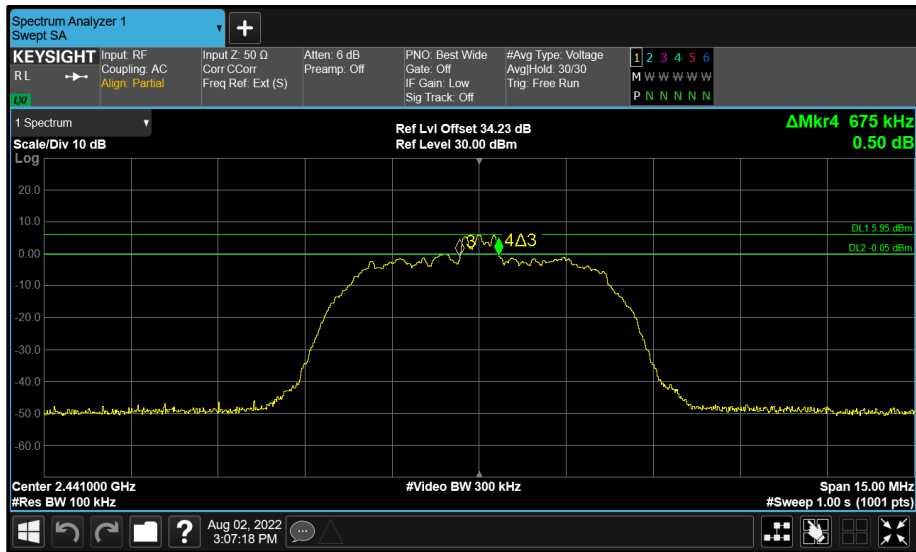


Figure 156 - BT Core 1 (B) 2441 MHz (CH39) 6 dB Bandwidth

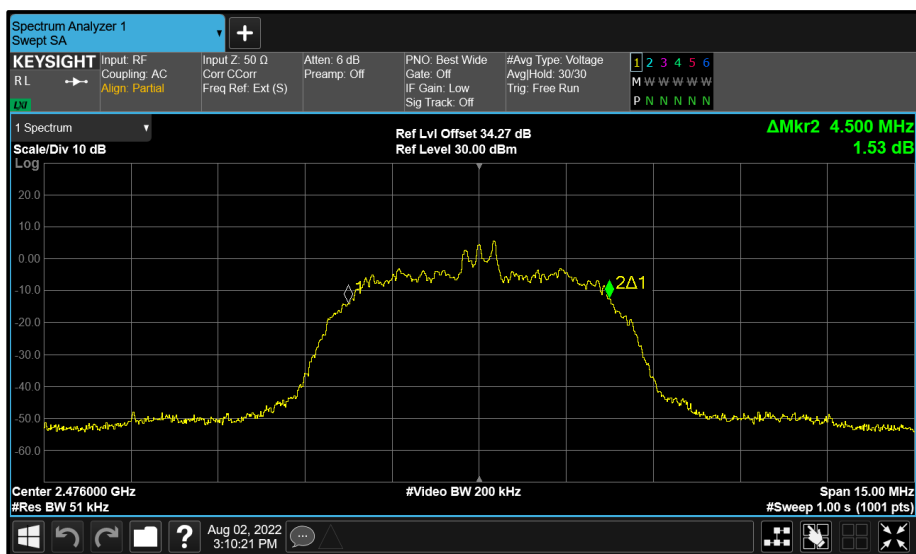


Figure 157 - BT Core 0 (A) 2476 MHz (CH74) 99% Bandwidth

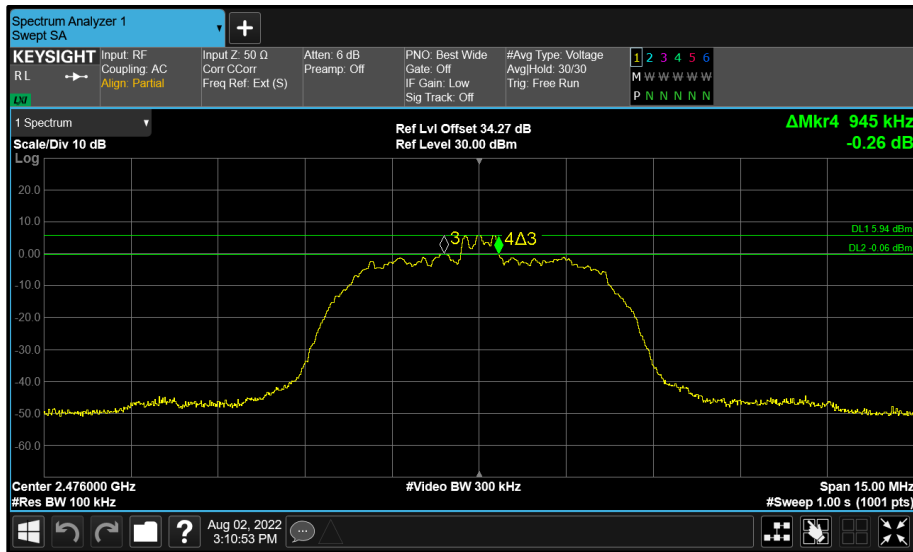


Figure 158 - BT Core 0 (A) 2476 MHz (CH74) 6 dB Bandwidth

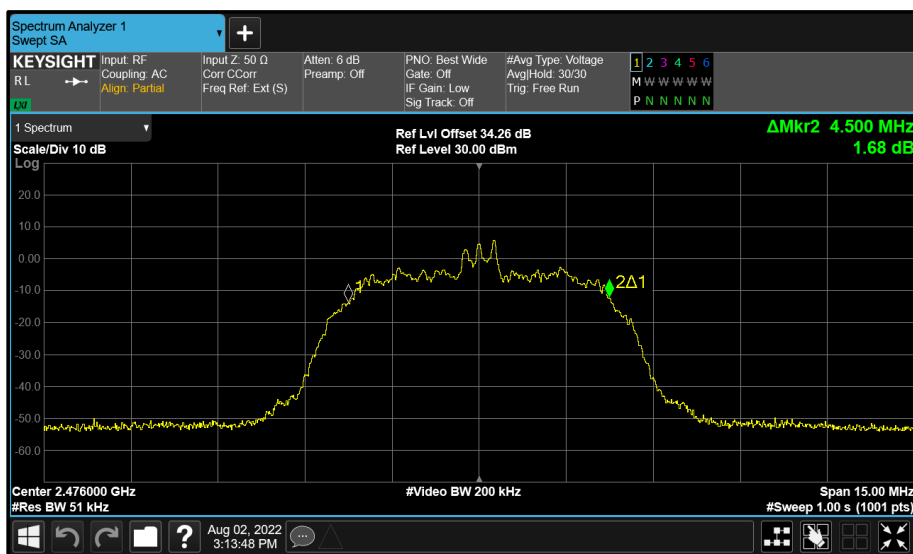


Figure 159 - BT Core 1 (B) 2476 MHz (CH74) 99% Bandwidth

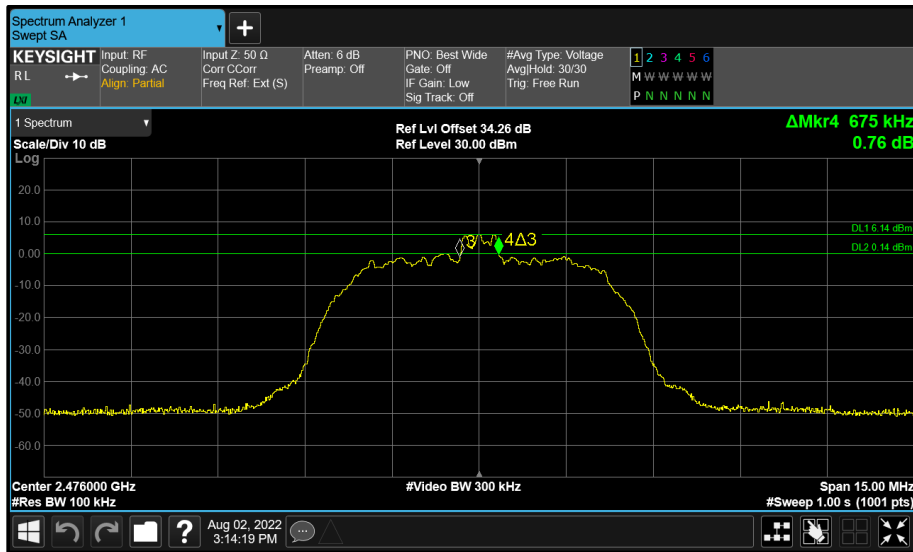


Figure 160 - BT Core 1 (B) 2476 MHz (CH74) 6 dB Bandwidth

FCC 47 CFR Part 15, Limit Clause 15.247(a)(2) and ISED RSS-247, Clause 5.2(a)

The minimum 6 dB Bandwidth shall be at least 500 kHz.

### 2.2.7 Test Location and Test Equipment Used

This test was carried out in RF Laboratory 1.

Instrument	Manufacturer	Type No	TE No	Calibration Period (months)	Calibration Expires
Multimeter	Fluke	79 Series III	611	12	21-Dec-2022
Hygrometer	Rotronic	I-1000	3220	12	05-Nov-2022
Frequency Standard	Spectracom	SecureSync 1200-0408-0601	4393	6	01-Feb-2023
AC Programmable Power Supply	iTech	IT7324	5225	-	O/P Mon
MXA Signal Analyser	Keysight Technologies	N9020B	5528	24	21-Mar-2024
Signal Conditioning Unit	TUV SUD	SPECTRUM SCU001	5546	12	06-Apr-2023

Table 62

O/P Mon – Output Monitored using calibrated equipment



## **2.3 Maximum Conducted Output Power**

### **2.3.1 Specification Reference**

FCC 47 CFR Part 15C, Clause 15.247 (b)  
ISED RSS-247, Clause 5.4  
ISED RSS-GEN, Clause 6.12

### **2.3.2 Equipment Under Test and Modification State**

A2737, S/N: MW5QG9Q771 - Modification State 0

### **2.3.3 Date of Test**

02-August-2022

### **2.3.4 Test Method**

The test was performed in accordance with ANSI C63.10 2013, clause 11.9.1.3 Method PKPM1 for FCC testing and ANSI C63.10 2020, clause 11.9.1.2 for ISED testing.

MIMO output port summing was performed in accordance with KDB 662911 D01.

### **2.3.5 Environmental Conditions**

Ambient Temperature	23.1 - 23.8 °C
Relative Humidity	36.5 - 57.1 %



**2.3.6 Test Results**

2.4 GHz Bluetooth - DTS

Test Configuration			
Frequency Range:	2400-2483.5 MHz	Band:	2.4 GHz
Limit Clause(s):	15.247 (b)(3) RSS-247 5.4 d)	Test Method(s):	C63.10 11.9.1.2   11.9.1.3
Additional Reference(s):	-		

DUT Configuration			
Mode:	ePA $\pi/4$ DQPSK (4-DH5)	Duty Cycle (%):	78.4
Antenna Configuration:	SISO	DCCF (dB):	-
Active Port(s):	B (BT Core 1)	Peak Antenna Gain (dBi):	-0.21

Test Frequency (MHz)	Maximum Conducted Output Power (dBm)					Limit (dBm)	Margin (dB)
	A	B	C	D	$\Sigma$		
2404	-	15.25	-	-	-	30.00	-14.75
2441	-	15.19	-	-	-	30.00	-14.81
2476	-	15.23	-	-	-	30.00	-14.77

**Table 63 - FCC Maximum Conducted (peak) Output Power Results**

Test Frequency (MHz)	Maximum Conducted Output Power (dBm)					Limit (dBm)	Margin (dB)	EIRP (dBm)	EIRP Limit (dBm)	EIRP Margin (dB)
	A	B	C	D	$\Sigma$					
2404	-	15.25	-	-	-	30.00	-14.75	15.04	36.00	-20.96
2441	-	15.19	-	-	-	30.00	-14.81	14.98	36.00	-21.02
2476	-	15.23	-	-	-	30.00	-14.77	15.02	36.00	-20.98

**Table 64 - ISED Maximum Conducted (peak) Output Power Results**



Test Configuration			
Frequency Range:	2400-2483.5 MHz	Band:	2.4 GHz
Limit Clause(s):	15.247 (b)(3) RSS-247 5.4 d)	Test Method(s):	C63.10 11.9.1.2   11.9.1.3
Additional Reference(s):	-		

DUT Configuration			
Mode:	ePA $\pi/4$ DQPSK (8-DH5)	Duty Cycle (%):	78.2
Antenna Configuration:	SISO	DCCF (dB):	-
Active Port(s):	B (BT Core 1)	Peak Antenna Gain (dBi):	-0.21

Test Frequency (MHz)	Maximum Conducted Output Power (dBm)					Limit (dBm)	Margin (dB)
	A	B	C	D	$\Sigma$		
2404	-	16.25	-	-	-	30.00	-13.75
2441	-	16.20	-	-	-	30.00	-13.80
2476	-	15.93	-	-	-	30.00	-14.07

**Table 65 - FCC Maximum Conducted (peak) Output Power Results**

Test Frequency (MHz)	Maximum Conducted Output Power (dBm)					Limit (dBm)	Margin (dB)	EIRP (dBm)	EIRP Limit (dBm)	EIRP Margin (dB)
	A	B	C	D	$\Sigma$					
2404	-	16.25	-	-	-	30.00	-13.75	16.04	36.00	-19.96
2441	-	16.20	-	-	-	30.00	-13.80	15.99	36.00	-20.01
2476	-	15.93	-	-	-	30.00	-14.07	15.72	36.00	-20.28

**Table 66 - ISED Maximum Conducted (peak) Output Power Results**



Test Configuration			
Frequency Range:	2400-2483.5 MHz	Band:	2.4 GHz
Limit Clause(s):	15.247 (b)(3) RSS-247 5.4 d)	Test Method(s):	C63.10 11.9.1.2   11.9.1.3
Additional Reference(s):	-		

DUT Configuration			
Mode:	ePA GFSK (LE 1M)	Duty Cycle (%):	60.4
Antenna Configuration:	SISO	DCCF (dB):	-
Active Port(s):	B (BT Core 1)	Peak Antenna Gain (dBi):	-0.21

Test Frequency (MHz)	Maximum Conducted Output Power (dBm)					Limit (dBm)	Margin (dB)
	A	B	C	D	Σ		
2402	-	10.09	-	-	-	30.00	-19.91
2440	-	9.88	-	-	-	30.00	-20.12
2480	-	10.22	-	-	-	30.00	-19.78

**Table 67 - FCC Maximum Conducted (peak) Output Power Results**

Test Frequency (MHz)	Maximum Conducted Output Power (dBm)					Limit (dBm)	Margin (dB)	EIRP (dBm)	EIRP Limit (dBm)	EIRP Margin (dB)
	A	B	C	D	Σ					
2402	-	10.09	-	-	-	30.00	-19.91	9.88	36.00	-26.12
2440	-	9.88	-	-	-	30.00	-20.12	9.67	36.00	-26.33
2480	-	10.22	-	-	-	30.00	-19.78	10.01	36.00	-25.99

**Table 68 - ISED Maximum Conducted (peak) Output Power Results**





Test Configuration			
Frequency Range:	2400-2483.5 MHz	Band:	2.4 GHz
Limit Clause(s):	15.247 (b)(3) RSS-247 5.4 d)	Test Method(s):	C63.10 11.9.1.2   11.9.1.3
Additional Reference(s):	-		

DUT Configuration			
Mode:	ePA GFSK (LE 2M)	Duty Cycle (%):	31.3
Antenna Configuration:	SISO	DCCF (dB):	-
Active Port(s):	B (BT Core 1)	Peak Antenna Gain (dBi):	-0.21

Test Frequency (MHz)	Maximum Conducted Output Power (dBm)					Limit (dBm)	Margin (dB)
	A	B	C	D	Σ		
2402	-	10.30	-	-	-	30.00	-19.70
2440	-	10.07	-	-	-	30.00	-19.93
2480	-	9.99	-	-	-	30.00	-20.01

**Table 69 - FCC Maximum Conducted (peak) Output Power Results**

Test Frequency (MHz)	Maximum Conducted Output Power (dBm)					Limit (dBm)	Margin (dB)	EIRP (dBm)	EIRP Limit (dBm)	EIRP Margin (dB)
	A	B	C	D	Σ					
2402	-	10.30	-	-	-	30.00	-19.70	10.09	36.00	-25.91
2440	-	10.07	-	-	-	30.00	-19.93	9.86	36.00	-26.14
2480	-	9.99	-	-	-	30.00	-20.01	9.78	36.00	-26.22

**Table 70 - ISED Maximum Conducted (peak) Output Power Results**



Test Configuration			
Frequency Range:	2400-2483.5 MHz	Band:	2.4 GHz
Limit Clause(s):	15.247 (b)(3) RSS-247 5.4 d)	Test Method(s):	C63.10 11.9.1.2   11.9.1.3
Additional Reference(s):	-		

DUT Configuration			
Mode:	iPA $\pi/4$ DQPSK (4-DH5)	Duty Cycle (%):	78.4
Antenna Configuration:	SISO	DCCF (dB):	-
Active Port(s):	B (BT Core 1)	Peak Antenna Gain (dBi):	-0.21

Test Frequency (MHz)	Maximum Conducted Output Power (dBm)					Limit (dBm)	Margin (dB)
	A	B	C	D	$\Sigma$		
2404	-	8.50	-	-	-	30.00	-21.50
2441	-	8.16	-	-	-	30.00	-21.84
2476	-	8.24	-	-	-	30.00	-21.76

**Table 71 - FCC Maximum Conducted (peak) Output Power Results**

Test Frequency (MHz)	Maximum Conducted Output Power (dBm)					Limit (dBm)	Margin (dB)	EIRP (dBm)	EIRP Limit (dBm)	EIRP Margin (dB)
	A	B	C	D	$\Sigma$					
2404	-	8.50	-	-	-	30.00	-21.50	8.29	36.00	-27.71
2441	-	8.16	-	-	-	30.00	-21.84	7.95	36.00	-28.05
2476	-	8.24	-	-	-	30.00	-21.76	8.03	36.00	-27.97

**Table 72 - ISED Maximum Conducted (peak) Output Power Results**



Test Configuration			
Frequency Range:	2400-2483.5 MHz	Band:	2.4 GHz
Limit Clause(s):	15.247 (b)(3) RSS-247 5.4 d)	Test Method(s):	C63.10 11.9.1.2   11.9.1.3
Additional Reference(s):	-		

DUT Configuration			
Mode:	iPA $\pi/4$ DQPSK (8-DH5)	Duty Cycle (%):	78.5
Antenna Configuration:	SISO	DCCF (dB):	-
Active Port(s):	B (BT Core 1)	Peak Antenna Gain (dBi):	-0.21

Test Frequency (MHz)	Maximum Conducted Output Power (dBm)					Limit (dBm)	Margin (dB)
	A	B	C	D	$\Sigma$		
2404	-	9.29	-	-	-	30.00	-20.71
2441	-	9.14	-	-	-	30.00	-20.86
2476	-	8.93	-	-	-	30.00	-21.07

**Table 73 - FCC Maximum Conducted (peak) Output Power Results**

Test Frequency (MHz)	Maximum Conducted Output Power (dBm)					Limit (dBm)	Margin (dB)	EIRP (dBm)	EIRP Limit (dBm)	EIRP Margin (dB)
	A	B	C	D	$\Sigma$					
2404	-	9.29	-	-	-	30.00	-20.71	9.08	36.00	-26.92
2441	-	9.14	-	-	-	30.00	-20.86	8.93	36.00	-27.07
2476	-	8.93	-	-	-	30.00	-21.07	8.72	36.00	-27.28

**Table 74 - ISED Maximum Conducted (peak) Output Power Results**



Test Configuration			
Frequency Range:	2400-2483.5 MHz	Band:	2.4 GHz
Limit Clause(s):	15.247 (b)(3) RSS-247 5.4 d)	Test Method(s):	C63.10 11.9.1.2   11.9.1.3
Additional Reference(s):	-		

DUT Configuration			
Mode:	iPA $\pi/4$ DQPSK (4-DH5)	Duty Cycle (%):	78.4
Antenna Configuration:	SISO	DCCF (dB):	-
Active Port(s):	C (BT Core 2)	Peak Antenna Gain (dBi):	2.15

Test Frequency (MHz)	Maximum Conducted Output Power (dBm)					Limit (dBm)	Margin (dB)
	A	B	C	D	$\Sigma$		
2404	-	-	9.71	-	-	30.00	-20.29
2441	-	-	9.74	-	-	30.00	-20.26
2476	-	-	10.03	-	-	30.00	-19.97

**Table 75 - FCC Maximum Conducted (peak) Output Power Results**

Test Frequency (MHz)	Maximum Conducted Output Power (dBm)					Limit (dBm)	Margin (dB)	EIRP (dBm)	EIRP Limit (dBm)	EIRP Margin (dB)
	A	B	C	D	$\Sigma$					
2404	-	-	9.71	-	-	30.00	-20.29	11.86	36.00	-24.14
2441	-	-	9.74	-	-	30.00	-20.26	11.89	36.00	-24.11
2476	-	-	10.03	-	-	30.00	-19.97	12.18	36.00	-23.82

**Table 76 - ISED Maximum Conducted (peak) Output Power Results**