



FCC RADIO TEST REPORT

FCC ID : ZMOFM350GLG
Equipment : 5G Module
Brand Name : Fibocom Wireless Inc.
Model Name : FM350-GL
Applicant : Fibocom Wireless Inc.
1101, Tower A, Building 6, Shenzhen International, Innovation Valley, Dashi 1st Rd, Nanshan, ShenZhen, China
Manufacturer : LCFC (HeFei) Electronics Technology Co., Ltd.
No. 3188-1, Yungu Road (Hefei Export Processing Zone), Hefei Economics & Technology Development Area, Anhui, CHINA
Standard : FCC 47 CFR Part 2, 22(H), 24(E), 27

Equipment: Fibocom FM350-GL tested inside of Lenovo Notebook Computer.

The product was received on Oct. 20, 2022 and testing was performed from Nov. 05, 2022 to Nov. 17, 2022. We, Sporton International Inc. Wensan Laboratory, would like to declare that the tested sample has been evaluated in accordance with the test procedures given in ANSI / TIA-603-E and has been in compliance with the applicable technical standards.

The test results in this partial report apply exclusively to the tested model / sample. Without written approval from Sporton International Inc. Wensan Laboratory, the test report shall not be reproduced except in full.

Approved by: Louis Wu

Sporton International Inc. Wensan Laboratory



Table of Contents

History of this test report.....	3
Summary of Test Result.....	4
1 General Description	6
1.1 Product Feature of Equipment Under Test.....	6
1.2 Product Specification of Equipment Under Test.....	8
1.3 Modification of EUT	9
1.4 Testing Location	10
1.5 Applicable Standards.....	10
2 Test Configuration of Equipment Under Test	11
2.1 Test Mode.....	11
2.2 Connection Diagram of Test System.....	14
2.3 Support Unit used in test configuration and system	14
2.4 Frequency List of Low/Middle/High Channels	15
3 Conducted Test Items.....	23
3.1 Measuring Instruments	23
3.2 Conducted Output Power and ERP/EIRP	24
4 Radiated Test Items	25
4.1 Measuring Instruments	25
4.2 Radiated Spurious Emission Measurement	27
5 List of Measuring Equipment.....	28
6 Uncertainty of Evaluation	30
Appendix A. Test Results of Conducted Test	
Appendix B. Test Results of Radiated Test	
Appendix C. Test Setup Photographs	



History of this test report

Report No.	Version	Description	Issue Date
FG2O2026B	01	Initial issue of report	Dec. 29, 2022



Summary of Test Result

Report Clause	Ref Std. Clause	Test Items	Result (PASS/FAIL)	Remark
3.2	§2.1046	Conducted Output Power	Reporting only	-
	§22.913 (a)(5)	Effective Radiated Power (Band 5) (Band 26)	Pass	
	§27.50 (b)(10) §27.50 (c)(10)	Effective Radiated Power (Band 12) (Band 13) (Band 17) (Band 71)		
	§24.232 (c) §27.50 (h)(2)	Equivalent Isotropic Radiated Power (Band 2) (Band 25) (Band 7) (Band 38) (Band 41)		
	§27.50 (d)(4)	Equivalent Isotropic Radiated Power (Band 4) (Band 66)		
-	§24.232 (d) §27.50 (d)(5)	Peak-to-Average Ratio	-	See Note
-	§2.1049	Occupied Bandwidth	-	See Note
-	§2.1051 §22.917 (a) §24.238 (a) §27.53 (c)(2)(4) §27.53 (g) §27.53 (h)	Conducted Band Edge Measurement (Band 2) (Band 4) (Band 5) (Band 12) (Band 13) (Band 17) (Band 25) (Band 26) (Band 66) (Band 71)	-	See Note
-	§2.1051 §27.53 (m)(4)	Conducted Band Edge Measurement (Band 7) (Band 38) (Band 41)	-	See Note
-	§2.1051 §22.917 (a) §24.238 (a) §27.53 (c)(2) §27.53 (g) §27.53 (h)	Conducted Spurious Emission (Band 2) (Band 4) (Band 5) (Band 12) (Band 13) (Band 17) (Band 25) (Band 26) (Band 66) (Band 71)	-	See Note
-	§2.1051 §27.53 (m)(4)	Conducted Spurious Emission (Band 7) (Band 38) (Band 41)	-	See Note
-	§2.1055 §22.355 §24.235 §27.54	Frequency Stability Temperature & Voltage	-	See Note



Report Clause	Ref Std. Clause	Test Items	Result (PASS/FAIL)	Remark
4.2	§2.1053 §22.917 (a) §24.238 (a) §27.53 (c)(2) §27.53 (f) §27.53 (g) §27.53 (h)	Radiated Spurious Emission (Band 2) (Band 4) (Band 5) (Band 12) (Band 13) (Band 17) (Band 25) (Band 26) (Band 66) (Band 71)	Pass	17.75 dB under the limit at 10366.100 MHz
	§2.1051 §27.53 (m)(4)	Radiated Spurious Emission (Band 7) (Band 38) (Band 41)		

Note: The certified module (Model: FM350-GL) which supports normal mode and TX switching mode being integrated into a notebook computer. Spot check on both modes were performed and no degradation occur. Thus additionally reporting the spot check results in this report.

Declaration of Conformity:

1. The test results (PASS/FAIL) with all measurement uncertainty excluded are presented in accordance with the regulation limits or requirements declared by manufacturers. It's means measurement values may risk exceeding the limit of regulation standards, if measurement uncertainty is include in test results.
2. The measurement uncertainty please refer to report "Uncertainty of Evaluation".

Comments and Explanations:

The product specifications of the EUT presented in the report are declared by the manufacturer who shall take full responsibility for the authenticity.

Reviewed by: Sheng Kuo

Report Producer: Rachel Hsieh



1 General Description

1.1 Product Feature of Equipment Under Test

Product Feature	
Equipment	5G Module
Brand Name	Fibocom Wireless Inc.
Model Name	FM350-GL
FCC ID	ZMOFM350GLG
Sample 1	EUT with Host 1
Sample 2	EUT with Host 2
EUT supports Radios application	WCDMA/HSPA/LTE/5G NR/GNSS
EUT Stage	Production Unit

Remark:

1. The above EUT's information was declared by manufacturer.
2. Equipment: Fibocom FM350-GL tested inside of Lenovo Notebook Computer.

	Normal mode	TX switching mode
	TX/RX	TX/RX
Ant_0 (Main)	WCDMA : 2/4/5 LTE : 2/4/5/7/12/13/14/17/25/26/30/38/66/71 NR : 2/5/7/25/30/38/66/71	WCDMA : 5 LTE : 5/12/13/14/17/26/41/48/71 NR : 5/41/71/77/78
Ant_2 (MIMO2)	LTE : 41/48 NR : 41/77/78	WCDMA : 2/4 LTE : 2/4/7/25/30/38/66 NR : 2/7/25/30/38/66

The product was installed into Notebook Computer (Brand Name: Lenovo, Model Name: TP00129C) during test, and the host information was recorded in the following table.

Host Information	
Host 1	EUT with Amphenol Antenna
Host 2	EUT with Novocomms/JYT Antenna



Antenna Information				
Main Antenna	Manufacturer	Amphenol	Peak gain(dBi)	LTE Band 2 : -0.22 LTE Band 4 : 1.95 LTE Band 5 : -0.65 LTE Band 7 : 1.45 LTE Band 12 : -2.03 LTE Band 13 : -0.43 LTE Band 17 : -2.26 LTE Band 25 : -0.06 LTE Band 26 : -0.12 LTE Band 38 : 1.80 LTE Band 41 : 1.87 LTE Band 66 : 1.55 LTE Band 71 : -1.86
	Part number	TKC116-16-000-C	Type	PIFA
	Manufacturer	Novocomms/JYT	Peak gain(dBi)	LTE Band 2 : -1.42 LTE Band 4 : 0.05 LTE Band 5 : 0.37 LTE Band 7 : 1.88 LTE Band 12 : -0.33 LTE Band 13 : 0.96 LTE Band 17 : -0.08 LTE Band 25 : -1.42 LTE Band 26 : 0.67 LTE Band 38 : 1.84 LTE Band 41 : 1.83 LTE Band 66 : 0.05 LTE Band 71 : -0.39
	Part number	JYAAE0150HR	Type	PIFA
MIMO 2 Antenna	Manufacturer	Amphenol	Peak gain(dBi)	LTE Band 2 : 0.20 LTE Band 4 : 0.93 LTE Band 7 : 1.94 LTE Band 25 : 0.39 LTE Band 38 : 1.79 LTE Band 41 : 1.93 LTE Band 66 : 1.13
	Part number	TKC115-16-000-C	Type	PIFA
	Manufacturer	Novocomms/JYT	Peak gain(dBi)	LTE Band 2 : -0.50 LTE Band 4 : -0.78 LTE Band 7 : 2.28 LTE Band 25 : -0.50 LTE Band 38 : 1.65 LTE Band 41 : 2.28 LTE Band 66 : -0.74
	Part number	JYAAE0151HR	Type	PIFA

Remark: The above EUT's information was declared by manufacturer. Please refer to Comments and Explanations in report summary.



1.2 Product Specification of Equipment Under Test

Product Specification is subject to this standard	
Tx Frequency	LTE Band 2: 1850.7 MHz ~ 1909.3 MHz LTE Band 4: 1710.7 MHz ~ 1754.3 MHz LTE Band 5: 824.7 MHz ~ 848.3 MHz LTE Band 7: 2502.5 MHz ~ 2567.5 MHz LTE Band 12: 699.7 MHz ~ 715.3 MHz LTE Band 13: 779.5 MHz ~ 784.5 MHz LTE Band 17 : 706.5 MHz ~ 713.5 MHz LTE Band 25: 1850.7MHz ~ 1914.3 MHz LTE Band 26: 824.7MHz ~ 848.3 MHz LTE Band 38: 2572.5MHz ~ 2617.5MHz LTE Band 41: 2498.5 MHz ~ 2687.5 MHz LTE Band 66: 1710.7 MHz ~ 1779.3 MHz LTE Band 71: 665.5 MHz ~ 695.5 MHz
Rx Frequency	LTE Band 2: 1930.7 MHz ~ 1989.3 MHz LTE Band 4: 2110.7 MHz ~ 2154.3 MHz LTE Band 5: 869.7 MHz ~ 893.3 MHz LTE Band 7: 2622.5MHz ~ 2687.5 MHz LTE Band 12: 729.7 MHz ~ 745.3 MHz LTE Band 13: 748.5 MHz ~ 753.5 MHz LTE Band 17 : 736.5 MHz ~ 743.5 MHz LTE Band 25: 1930.7MHz ~ 1994.3 MHz LTE Band 26: 869.7MHz ~ 893.3MHz LTE Band 38: 2572.5MHz ~ 2617.5MHz LTE Band 41: 2498.5 MHz ~ 2687.5 MHz LTE Band 66: 2110.7 MHz ~ 2199.3 MHz LTE Band 71: 619.5 MHz ~ 649.5 MHz
Bandwidth	LTE Band 2: 1.4MHz / 3MHz / 5MHz / 10MHz / 15MHz / 20MHz LTE Band 4: 1.4MHz / 3MHz / 5MHz / 10MHz / 15MHz / 20MHz LTE Band 5: 1.4MHz / 3MHz / 5MHz / 10MHz LTE Band 7: 5MHz/ 10MHz / 15MHz / 20MHz LTE Band 12: 1.4MHz / 3MHz / 5MHz / 10MHz LTE Band 13: 5MHz / 10MHz LTE Band 17 : 5MHz / 10MHz LTE Band 25: 1.4MHz / 3MHz / 5MHz / 10MHz / 15MHz / 20MHz LTE Band 26: 1.4MHz / 3MHz / 5MHz / 10MHz / 15MHz LTE Band 38: 5MHz / 10MHz / 15MHz / 20MHz LTE Band 41: 5MHz / 10MHz / 15MHz / 20MHz LTE Band 66: 1.4MHz / 3MHz / 5MHz / 10MHz / 15MHz / 20MHz LTE Band 71: 5MHz / 10MHz / 15MHz / 20MHz

Product Specification is subject to this standard	
Maximum Output Power to Antenna	<p><Main Antenna> LTE Band 2 : 23.32 dBm LTE Band 4 : 23.11 dBm LTE Band 5 : 24.25 dBm LTE Band 5B : 24.08 dBm LTE Band 7 : 23.55 dBm LTE Band 7C : 22.82 dBm LTE Band 12 : 24.23 dBm LTE Band 13 : 24.40 dBm LTE Band 17 : 24.35 dBm LTE Band 25 : 23.16 dBm LTE Band 26 : 24.22 dBm LTE Band 38 : 23.52 dBm LTE Band 38C : 23.22 dBm LTE Band 41 : 24.90 dBm for HPUE LTE Band 41C : 23.55 dBm for HPUE LTE Band 66 : 23.27 dBm LTE Band 66B : 22.46 dBm LTE Band 66C : 22.54 dBm LTE Band 71 : 24.37 dBm</p> <p><MIMO 2 Antenna> LTE Band 2 : 22.92 dBm LTE Band 4 : 23.01 dBm LTE Band 7 : 23.48 dBm LTE Band 7C : 22.16 dBm LTE Band 25 : 22.89 dBm LTE Band 38 : 22.70 dBm LTE Band 38C : 22.49 dBm LTE Band 41 : 26.80 dBm for HPUE LTE Band 41C : 22.99 dBm LTE Band 41C : 25.82 dBm for HPUE LTE Band 66 : 23.02 dBm LTE Band 66B : 22.58 dBm LTE Band 66C : 22.36 dBm</p>
Type of Modulation	QPSK / 16QAM / 64QAM / 256QAM

1.3 Modification of EUT

No modifications made to the EUT during the testing.



1.4 Testing Location

Test Site	Sporton International Inc. EMC & Wireless Communications Laboratory
Test Site Location	No.52, Huaya 1st Rd., Guishan Dist., Taoyuan City 333
Test Site No.	Sporton Site No.
	TH03-HY (TAF Code: 1190)
Test Engineer	Ivy Yeh
Temperature (°C)	20~24
Relative Humidity (%)	50~52
Remark	The Conducted test item subcontracted to Sporton International Inc. EMC & Wireless Communications Laboratory

Test Site	Sporton International Inc. Wensan Laboratory
Test Site Location	No.58, Aly. 75, Ln. 564, Wenhua 3rd, Rd., Guishan Dist., Taoyuan City 333010
Test Site No.	Sporton Site No.
	03CH11-HY
Test Engineer	Yuan Lee, Fu Chen and Troye Hsieh
Temperature (°C)	19.8~22.2
Relative Humidity (%)	57.2~58.5

Note: The test site complies with ANSI C63.4 2014 requirement.

FCC Designation No.: TW1190 and TW3786

1.5 Applicable Standards

According to the specifications of the manufacturer, the EUT must comply with the requirements of the following standards:

- ♦ ANSI C63.26-2015
- ♦ ANSI / TIA-603-E
- ♦ FCC 47 CFR Part 2, 22(H), 24(E), 27
- ♦ FCC KDB 971168 D01 Power Meas. License Digital Systems v03r01
- ♦ FCC KDB 412172 D01 Determining ERP and EIRP v01r01
- ♦ FCC KDB 414788 D01 Radiated Test Site v01r01.

Remark:

1. All the test items were validated and recorded in accordance with the standards without any modification during the testing.
2. The TAF code is not including all the FCC KDB listed without accreditation.



2 Test Configuration of Equipment Under Test

2.1 Test Mode

Antenna port conducted and radiated test items listed below are performed according to KDB 971168 D01 Power Meas. License Digital Systems v03r01 with maximum output power.

Test Items	Band	Bandwidth (MHz)						Modulation		RB #			Test Channel		
		1.4	3	5	10	15	20	QPSK	16QAM	1	Half	Full	L	M	H
Max. Output Power	2	v	v	v	v	v	v	v	v	v	v	v	v	v	v
	4	v	v	v	v	v	v	v	v	v	v	v	v	v	v
	5	v	v	v	v	-	-	v	v	v	v	v	v	v	v
	7	-	-	v	v	v	v	v	v	v	v	v	v	v	v
	12	v	v	v	v	-	-	v	v	v	v	v	v	v	v
	13	-	-	v	v	-	-	v	v	v	v	v	v	v	v
	17	-	-	v	v	-	-	v	v	v	v	v	v	v	v
	25	v	v	v	v	v	v	v	v	v	v	v	v	v	v
	26	v	v	v	v	v	-	v	v	v	v	v	v	v	v
	38	-	-	v	v	v	v	v	v	v	v	v	v	v	v
	41	-	-	v	v	v	v	v	v	v	v	v	v	v	v
	66	v	v	v	v	v	v	v	v	v	v	v	v	v	v
	71	-	-	v	v	v	v	v	v	v	v	v	v	v	v



Test Items	Band	Bandwidth (MHz)						Modulation		RB #			Test Channel		
		1.4	3	5	10	15	20	QPSK	16QAM	1	Half	Full	L	M	H
E.R.P / E.I.R.P	2	v	v	v	v	v	v	v	v	Max. Power					
	4	v	v	v	v	v	v	v	v						
	5	v	v	v	v	-	-	v	v						
	7	-	-	v	v	v	v	v	v						
	12	v	v	v	v	-	-	v	v						
	13	-	-	v	v	-	-	v	v						
	17	-	-	v	v	-	-	v	v						
	25	v	v	v	v	v	v	v	v						
	26	v	v	v	v	v	-	v	v						
	38	-	-	v	v	v	v	v	v						
	41	-	-	v	v	v	v	v	v						
	66	v	v	v	v	v	v	v	v						
	71	-	-	v	v	v	v	v	v						
Radiated Spurious Emission	2	Covered by Band 25													
	4	Covered by Band 66													
	5	Covered by Band 26													
	7	-	-				v	v		v			v	v	v
	12				v	-	-	v		v			v	v	v
	13	-	-	v	v	-	-	v		v			v	v	v
	17	Covered by Band 12													
	25						v	v		v			v	v	v
	26					v	-	v		v			v	v	v
	38	-	-				v	v		v			v	v	v
	41	-	-				v	v		v			v	v	v
	66						v	v		v			v	v	v
71	-	-				v	v		v			v	v	v	
Remark	<ol style="list-style-type: none"> The mark "v" means that this configuration is chosen for testing The mark "-" means that this bandwidth is not supported. The device is investigated from 30MHz to 10 times of fundamental signal for radiated spurious emission test under different RB size/offset and modulations in exploratory test. Subsequently, only the worst case emissions are reported. Wider operating range bandwidth covers narrower one when the power is higher or the same. For modulation of 64QAM/256QAM, the maximum power of 64QAM/256QAM is lower than other modulation (QPSK/16QAM), therefore, for Normal Mode, according to engineering evaluation, we choose higher power (QPSK/16QAM) to perform all tests and show in the report. All the radiated test cases were performed with Battery (L20M4P71). 														

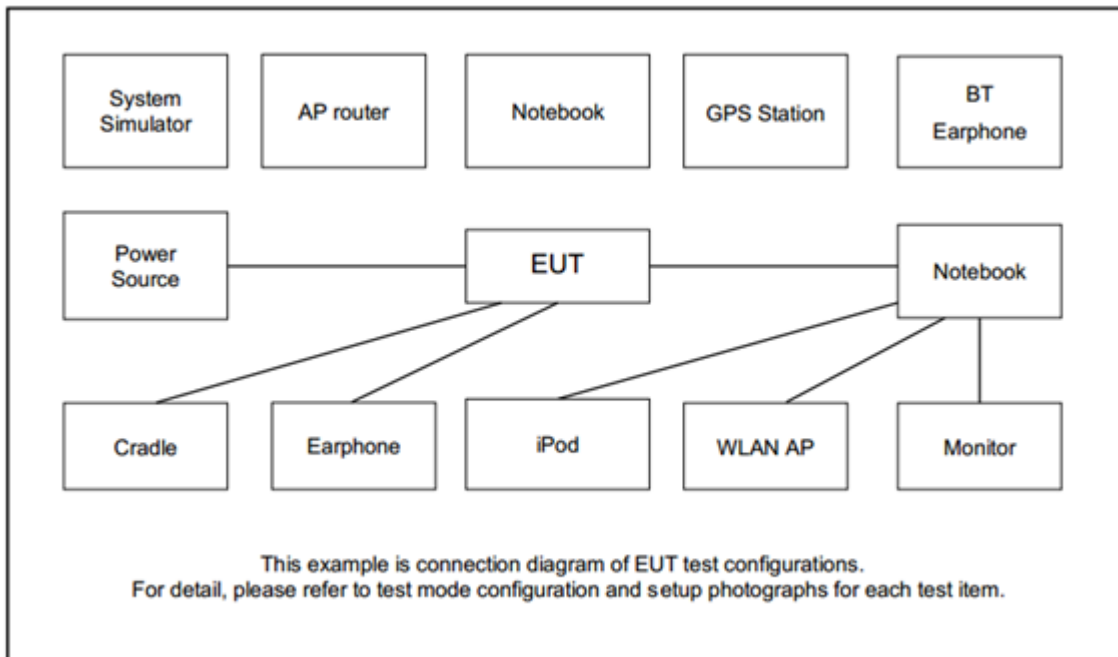


Test Items	Band	Bandwidth (MHz)					Modulation			RB #			Test Channel		
		3+5	5+3	5+10	10+5	10+10	QPSK	16QAM	64QAM	1	Half	Full	L	M	H
Max. Output Power	5B_CA	-	-			v	v	v	v	v		v	v	v	v
E.R.P.	5B_CA	-	-			v	v	v	v	Max. Power					
Radiated Spurious Emission	5B_CA					v	v			v			v	v	v
Remark	<ol style="list-style-type: none"> The mark "v" means that this configuration is chosen for testing The mark "-" means that this bandwidth is not supported. The device is investigated from 30MHz to 10 times of fundamental signal for radiated spurious emission test under different RB size/offset and modulations in exploratory test. Subsequently, only the worst case emissions are reported. For modulation of 256QAM, the maximum power of 256QAM is lower than other modulation (QPSK/16QAM/64QAM), therefore, according to engineering evaluation, we choose higher power (QPSK/16QAM/64QAM) to perform all tests and show in the report. All the radiated test cases were performed with Battery (L20M4P71). 														

Test Items	Band	Bandwidth (MHz)										Modulation			RB #			Test Channel		
		20+20	20+15	15+20	20+10	10+20	20+5	5+20	15+15	15+10	10+15	QPSK	16QAM	64QAM	1	Half	Full	L	M	H
Max. Output Power	7C_CA	v	v	v	v	v	-	-	v	v	-	v	v		v		v	v	v	v
	38C_CA	v							v			v	v		v		v	v	v	v
	41C_CA	v	v	v	v	v	v	v	v	v	v	v	v		v		v	v	v	v
	66C_CA		v		v	v	v	v	v	v	v	v	v	v	v		v	v	v	v
E.I.R.P.	7C_CA	v	v	v	v	v	-	-	v	v	-	v	v		Max. Power					
	38C_CA	v							v			v	v							
	41C_CA	v	v	v	v	v	v	v	v	v	v	v	v							
	66C_CA		v		v	v	v	v	v	v	v	v	v	v						
Radiated Spurious Emission	7C_CA	v										v			v			v	v	v
	38C_CA	Covered by Band 41C																		
	41C_CA	v										v			v			v	v	v
	66C_CA	v										v			v			v	v	v
Remark	<ol style="list-style-type: none"> The mark "v" means that this configuration is chosen for testing The mark "-" means that this bandwidth is not supported. The device is investigated from 30MHz to 10 times of fundamental signal for radiated spurious emission test under different RB size/offset and modulations in exploratory test. Subsequently, only the worst case emissions are reported. Wider operating range bandwidth covers narrower one when the power is higher or the same. For modulation of 256QAM, the maximum power of 256QAM is lower than other modulation (QPSK/16QAM/64QAM), therefore, according to engineering evaluation, we choose higher power (QPSK/16QAM/64QAM) to perform all tests and show in the report. All the radiated test cases were performed with Battery (L20M4P71). 																			

Test Items	Band	Bandwidth (MHz)						Modulation			RB #			Test Channel		
		5+5	5+10	10+5	5+15	15+5	10+10	QPSK	16QAM	64QAM	1	Half	Full	L	M	H
Max. Output Power	66B_CA					v		v	v	v	v			v	v	v
E.I.R.P.	66B_CA					v		v	v	v	Max. Power					
Radiated Spurious Emission	66B_CA						v	v			v			v	v	v
Remark	<ol style="list-style-type: none"> The mark "v" means that this configuration is chosen for testing The mark "-" means that this bandwidth is not supported. The device is investigated from 30MHz to 10 times of fundamental signal for radiated spurious emission test under different RB size/offset and modulations in exploratory test. Subsequently, only the worst case emissions are reported. For modulation of 256QAM, the maximum power of 256QAM is lower than other modulation (QPSK/16QAM/64QAM), therefore, according to engineering evaluation, we choose higher power (QPSK/16QAM/64QAM) to perform all tests and show in the report. All the radiated test cases were performed with Battery (L20M4P71). 															

2.2 Connection Diagram of Test System



2.3 Support Unit used in test configuration and system

Item	Equipment	Brand Name	Model No.	FCC ID	Data Cable	Power Cord
1.	iPod Earphone	Apple	N/A	Verification	Unshielded, 1.0 m	N/A
2.	System Simulator	Anritsu	MT8821C	N/A	N/A	Unshielded, 1.8 m



2.4 Frequency List of Low/Middle/High Channels

LTE Band 2 Channel and Frequency List				
BW [MHz]	Channel/Frequency(MHz)	Lowest	Middle	Highest
20	Channel	18700	18900	19100
	Frequency	1860	1880	1900
15	Channel	18675	18900	19125
	Frequency	1857.5	1880	1902.5
10	Channel	18650	18900	19150
	Frequency	1855	1880	1905
5	Channel	18625	18900	19175
	Frequency	1852.5	1880	1907.5
3	Channel	18615	18900	19185
	Frequency	1851.5	1880	1908.5
1.4	Channel	18607	18900	19193
	Frequency	1850.7	1880	1909.3

LTE Band 4 Channel and Frequency List				
BW [MHz]	Channel/Frequency(MHz)	Lowest	Middle	Highest
20	Channel	20050	20175	20300
	Frequency	1720	1732.5	1745
15	Channel	20025	20175	20325
	Frequency	1717.5	1732.5	1747.5
10	Channel	20000	20175	20350
	Frequency	1715	1732.5	1750
5	Channel	19975	20175	20375
	Frequency	1712.5	1732.5	1752.5
3	Channel	19965	20175	20385
	Frequency	1711.5	1732.5	1753.5
1.4	Channel	19957	20175	20393
	Frequency	1710.7	1732.5	1754.3



LTE Band 5 Channel and Frequency List				
BW [MHz]	Channel/Frequency(MHz)	Lowest	Middle	Highest
10	Channel	20450	20525	20600
	Frequency	829	836.5	844
5	Channel	20425	20525	20625
	Frequency	826.5	836.5	846.5
3	Channel	20415	20525	20635
	Frequency	825.5	836.5	847.5
1.4	Channel	20407	20525	20643
	Frequency	824.7	836.5	848.3

LTE Band 7 Channel and Frequency List				
BW [MHz]	Channel/Frequency(MHz)	Lowest	Middle	Highest
20	Channel	20850	21100	21350
	Frequency	2510	2535	2560
15	Channel	20825	21100	21375
	Frequency	2507.5	2535	2562.5
10	Channel	20800	21100	21400
	Frequency	2505	2535	2565
5	Channel	20775	21100	21425
	Frequency	2502.5	2535	2567.5

LTE Band 12 Channel and Frequency List				
BW [MHz]	Channel/Frequency(MHz)	Lowest	Middle	Highest
10	Channel	23060	23095	23130
	Frequency	704	707.5	711
5	Channel	23035	23095	23155
	Frequency	701.5	707.5	713.5
3	Channel	23025	23095	23165
	Frequency	700.5	707.5	714.5
1.4	Channel	23017	23095	23173
	Frequency	699.7	707.5	715.3



LTE Band 13 Channel and Frequency List				
BW [MHz]	Channel/Frequency(MHz)	Lowest	Middle	Highest
10	Channel	-	23230	-
	Frequency	-	782	-
5	Channel	23205	23230	23255
	Frequency	779.5	782	784.5

LTE Band 17 Channel and Frequency List				
BW [MHz]	Channel/Frequency(MHz)	Lowest	Middle	Highest
10	Channel	23780	23790	23800
	Frequency	709	710	711
5	Channel	23755	23790	23825
	Frequency	706.5	710	713.5

LTE Band 25 Channel and Frequency List				
BW [MHz]	Channel/Frequency(MHz)	Lowest	Middle	Highest
20	Channel	26140	26340	26590
	Frequency	1860	1880	1905
15	Channel	26115	26340	26615
	Frequency	1857.5	1880	1907.5
10	Channel	26090	26340	26640
	Frequency	1855	1880	1910
5	Channel	26065	26340	26665
	Frequency	1852.5	1880	1912.5
3	Channel	26055	26340	26675
	Frequency	1851.5	1880	1913.5
1.4	Channel	26047	26340	26683
	Frequency	1850.7	1880	1914.3



LTE Band 26 Channel and Frequency List				
BW [MHz]	Channel/Frequency(MHz)	Lowest	Middle	Highest
15	Channel	26865	26915	26965
	Frequency	831.5	836.5	841.5
10	Channel	26840	26915	26990
	Frequency	829.0	836.5	844.0
5	Channel	26815	26915	27015
	Frequency	826.5	836.5	846.5
3	Channel	26805	26915	27025
	Frequency	825.5	836.5	847.5
1.4	Channel	26797	26915	27033
	Frequency	824.7	836.5	848.3

LTE Band 38 Channel and Frequency List				
BW [MHz]	Channel/Frequency(MHz)	Lowest	Middle	Highest
20	Channel	37850	38000	38150
	Frequency	2580.0	2595.0	2610.0
15	Channel	37825	38000	38175
	Frequency	2577.5	2595.0	2612.5
10	Channel	37800	38000	38200
	Frequency	2575.0	2595.0	2615.0
5	Channel	37775	38000	38225
	Frequency	2572.5	2595.0	2617.5

LTE Band 41 Channel and Frequency List				
BW [MHz]	Channel/Frequency(MHz)	Lowest	Middle	Highest
20	Channel	39750	40620	41490
	Frequency	2506.0	2593.0	2680.0
15	Channel	39725	40620	41515
	Frequency	2503.5	2593.0	2682.5
10	Channel	39700	40620	41540
	Frequency	2501.0	2593.0	2685.0
5	Channel	39675	40620	41565
	Frequency	2498.5	2593.0	2687.5



LTE Band 66 Channel and Frequency List				
BW [MHz]	Channel/Frequency(MHz)	Lowest	Middle	Highest
20	Channel	132072	132322	132572
	Frequency	1720	1745	1770
15	Channel	132047	132322	132597
	Frequency	1717.5	1745	1772.5
10	Channel	132022	132322	132622
	Frequency	1715	1745	1775
5	Channel	131997	132322	132647
	Frequency	1712.5	1745	1777.5
3	Channel	131987	132322	132657
	Frequency	1711.5	1745	1778.5
1.4	Channel	131979	132322	132665
	Frequency	1710.7	1745	1779.3

LTE Band 71 Channel and Frequency List				
BW [MHz]	Channel/Frequency(MHz)	Lowest	Middle	Highest
20	Channel	133222	133297	133372
	Frequency	673.0	680.5	688.0
15	Channel	133197	133297	133397
	Frequency	670.5	680.5	690.5
10	Channel	133172	133297	133422
	Frequency	668.0	680.5	693.0
5	Channel	133147	133297	133447
	Frequency	665.5	680.5	695.5

LTE Band 5B Channel and Frequency List_CA					
BW [MHz]	Channel/Frequency(MHz)	Lowest	Middle	Highest	
10 + 10	PCC	Channel	20450	20476	20501
		Frequency	829.0	831.6	834.1
	SCC	Channel	20549	20575	20600
		Frequency	838.9	841.5	844.0



LTE Band 7C Channel and Frequency List_CA					
BW [MHz]	Channel/Frequency(MHz)		Lowest	Middle	Highest
20 + 20	PCC	Channel	20850	21001	21152
		Frequency	2510.0	2525.1	2540.2
	SCC	Channel	21048	21199	21350
		Frequency	2529.8	2544.9	2560.0
20 + 15	PCC	Channel	20850	21026	21201
		Frequency	2510.0	2527.6	2545.1
	SCC	Channel	21021	21197	21372
		Frequency	2527.1	2544.7	2562.2
15 + 20	PCC	Channel	20828	21003	21179
		Frequency	2507.8	2525.3	2542.9
	SCC	Channel	20999	21174	21350
		Frequency	2524.9	2542.4	2560.0
20 + 10	PCC	Channel	20850	21051	21251
		Frequency	2510.0	2530.1	2550.1
	SCC	Channel	20994	21195	21395
		Frequency	2524.4	2544.5	2564.5
10 + 20	PCC	Channel	20805	21006	21206
		Frequency	2505.5	2525.6	2545.6
	SCC	Channel	20949	21150	21350
		Frequency	2519.9	2540.0	2560.0
15 + 15	PCC	Channel	20825	21025	21225
		Frequency	2507.5	2527.5	2547.5
	SCC	Channel	20975	21175	21375
		Frequency	2522.5	2542.5	2562.5
15 + 10	PCC	Channel	20825	21051	21277
		Frequency	2507.5	2530.1	2552.7
	SCC	Channel	20945	21171	21397
		Frequency	2519.5	2542.1	2564.7



LTE Band 38C Channel and Frequency List_CA					
BW [MHz]	Channel/Frequency(MHz)		Lowest	Middle	Highest
20 + 20	PCC	Channel	37850	37901	37952
		Frequency	2580.0	2585.1	2590.2
	SCC	Channel	38048	38099	38150
		Frequency	2599.8	2604.9	2610.0
15+ 15	PCC	Channel	37825	37925	38025
		Frequency	2577.5	2587.5	2597.5
	SCC	Channel	37975	38075	38175
		Frequency	2592.5	2602.5	2612.5

LTE Band 41C Channel and Frequency List_CA					
BW [MHz]	Channel/Frequency(MHz)		Lowest	Middle	Highest
20 + 20	PCC	Channel	39750	40521	41292
		Frequency	2506.0	2583.1	2660.2
	SCC	Channel	39948	40719	41490
		Frequency	2525.8	2602.9	2680.0
20 + 15	PCC	Channel	39750	40546	41341
		Frequency	2506.0	2585.6	2665.1
	SCC	Channel	39921	40717	41512
		Frequency	2523.1	2602.7	2682.2
15 + 20	PCC	Channel	39728	40523	41319
		Frequency	2503.8	2593.3	2662.9
	SCC	Channel	39899	40694	41490
		Frequency	2520.9	2600.4	2680.0
20 + 10	PCC	Channel	39750	40571	41391
		Frequency	2506.0	2588.1	2670.1
	SCC	Channel	39894	40715	41535
		Frequency	2520.4	2602.5	2684.5
10 + 20	PCC	Channel	39705	40526	41346
		Frequency	2501.5	2583.6	2665.6
	SCC	Channel	39849	40670	41490
		Frequency	2515.9	2598.0	2680.0



LTE Band 41C Channel and Frequency List_CA					
20 + 5	PCC	Channel	39750	40595	41440
		Frequency	2506.0	2590.5	2675.0
	SCC	Channel	39867	40712	41557
		Frequency	2517.7	2602.2	2686.7
5 + 20	PCC	Channel	39683	40528	41373
		Frequency	2499.3	2583.8	2668.3
	SCC	Channel	39800	40645	41490
		Frequency	2511.0	2595.5	2680.0
15 + 15	PCC	Channel	39725	40545	41365
		Frequency	2503.5	2585.5	2667.5
	SCC	Channel	39875	40695	41515
		Frequency	2518.5	2600.5	2682.5
10 + 15	PCC	Channel	39703	40549	41395
		Frequency	2501.3	2585.9	2670.5
	SCC	Channel	39823	40669	41515
		Frequency	2513.3	2597.9	2682.5
15 + 10	PCC	Channel	39725	40571	41417
		Frequency	2503.5	2588.1	2672.7
	SCC	Channel	39845	40691	41537
		Frequency	2515.5	2600.1	2684.7

LTE Band 66B Channel and Frequency List_CA					
BW [MHz]	Channel/Frequency(MHz)		Lowest	Middle	Highest
15 + 5	PCC	Channel	132047	132398	132549
		Frequency	1717.5	1752.6	1767.7
	SCC	Channel	132140	133391	132642
		Frequency	1726.8	1761.9	1777.0

LTE Band 66C Channel and Frequency List_CA					
BW [MHz]	Channel/Frequency(MHz)		Lowest	Middle	Highest
20 + 20	PCC	Channel	132072	132323	132374
		Frequency	1720.0	1745.1	1750.2
	SCC	Channel	132270	133421	132572
		Frequency	1739.8	1764.9	1770.0

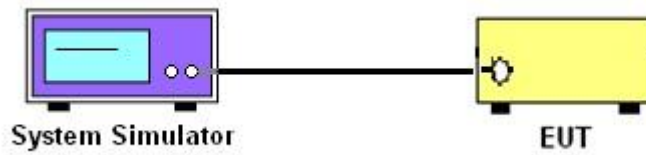
3 Conducted Test Items

3.1 Measuring Instruments

See list of measuring instruments of this test report.

3.1.1 Test Setup

3.1.2 Conducted Output Power



3.1.3 Test Result of Conducted Test

Please refer to Appendix A.



3.2 Conducted Output Power and ERP/EIRP

3.2.1 Description of the Conducted Output Power Measurement and ERP/EIRP Measurement

A system simulator was used to establish communication with the EUT. Its parameters were set to force the EUT transmitting at maximum output power. The measured power in the radio frequency on the transmitter output terminals shall be reported.

The ERP of mobile transmitters must not exceed 7 Watts for LTE Band 5 and Band 26

The ERP of mobile transmitters must not exceed 3 Watts for LTE Band 12 and Band 13 and Band 17 and Band 71

The EIRP of mobile transmitters must not exceed 2 Watts for LTE Band 2 and Band 25 and Band 7 and Band 38 and Band 41

The EIRP of mobile transmitters must not exceed 1 Watts for LTE Band 4 and Band 66

According to KDB 412172 D01 Power Approach,

$EIRP = P_T + G_T - L_C$, $ERP = EIRP - 2.15$, where

P_T = transmitter output power in dBm

G_T = gain of the transmitting antenna in dBi

L_C = signal attenuation in the connecting cable between the transmitter and antenna in dB

3.2.2 Test Procedures

1. The transmitter output port was connected to the system simulator.
2. Set EUT at maximum power through the system simulator.
3. Select lowest, middle, and highest channels for each band and different modulation.
4. Measure and record the power level from the system simulator.

4 Radiated Test Items

4.1 Measuring Instruments

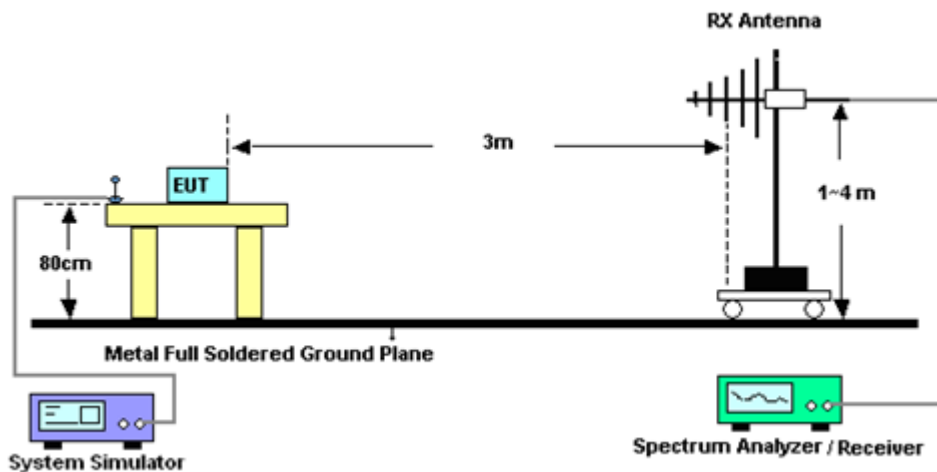
See list of measuring instruments of this test report.

4.1.1 Test Setup

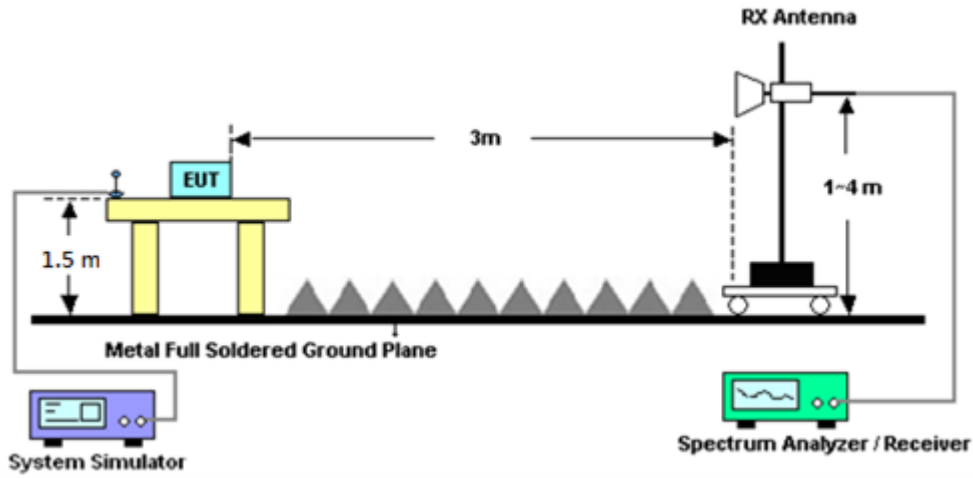
For radiated test below 30MHz



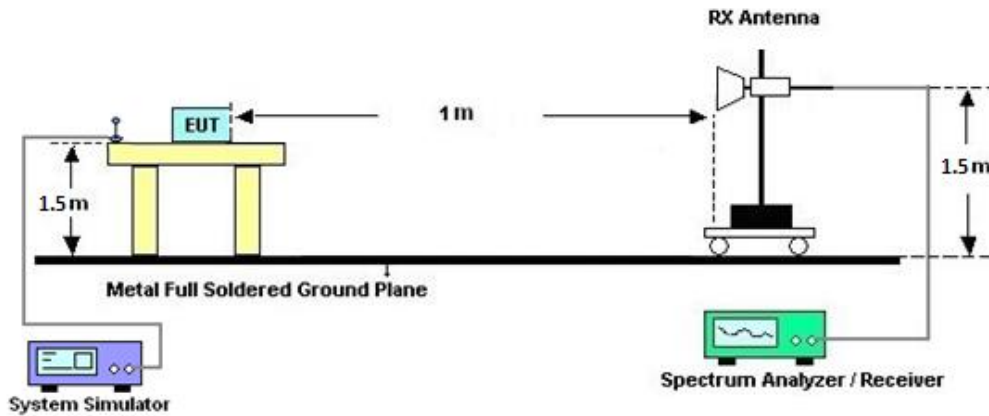
For radiated test from 30MHz to 1GHz



For radiated test from 1GHz to 18GHz



For radiated test above 18GHz



4.1.2 Test Result of Radiated Test

Please refer to Appendix B.

Note:

The low frequency, which started from 9 kHz to 30MHz, was pre-scanned and the result which was 20dB lower than the limit line was not reported.

There is adequate comparison measurement of both open-field test site and alternative test site - semi-Anechoic chamber according to 414788 D01 Radiated Test Site v01r01, and the result came out very similar.



4.2 Radiated Spurious Emission Measurement

4.2.1 Description of Radiated Spurious Emission Measurement

The radiated spurious emission was measured by substitution method according to ANSI / TIA-603-E. The power of any emission outside of the authorized operating frequency ranges must be attenuated below the transmitter power (P) by a factor of at least $43 + 10 \log (P)$ dB.

For LTE Band 7, 38, 41

The power of any emission outside of the authorized operating frequency ranges must be attenuated below the transmitter power (P) by a factor of at least $55 + 10 \log (P)$ dB.

For LTE Band 13

For operations in the 746-758 MHz, 775-788 MHz, and 805-806 MHz bands, emissions in the band 1559-1610 MHz shall be limited to -70 dBW/MHz equivalent isotropically radiated power (EIRP) for wideband signals, and -80 dBW EIRP for discrete emissions of less than 700 Hz bandwidth.

The spectrum is scanned from 30 MHz up to a frequency including its 10th harmonic.

4.2.2 Test Procedures

The testing follows FCC KDB 971168 D01 v03r01 Section 7 and ANSI / TIA-603-E Section 2.2.12.

1. The EUT was placed on a turntable with 0.8 meter for frequency below 1GHz and 1.5 meter for frequency above 1GHz respectively above ground.
2. The EUT was set 3 meters from the receiving antenna, which was mounted on the antenna tower.
3. The table was rotated 360 degrees to determine the position of the highest spurious emission.
4. The height of the receiving antenna is varied between one meter and four meters to search the maximum spurious emission for both horizontal and vertical polarizations.
5. Make the measurement with the spectrum analyzer's RBW = 1MHz, VBW = 3MHz, taking the record of maximum spurious emission.
6. A horn antenna was substituted in place of the EUT and was driven by a signal generator.
7. Tune the output power of signal generator to the same emission level with EUT maximum spurious emission.
8. Taking the record of output power at antenna port.
9. Repeat step 7 to step 8 for another polarization.
10. The RF fundamental frequency should be excluded against the limit line in the operating frequency band.

The limit line is derived from $43 + 10\log(P)$ dB below the transmitter power P(Watts)

For LTE Band 7, 38, 41

The limit line is derived from $55 + 10\log(P)$ dB below the transmitter power P(Watts)

EIRP (dBm) = S.G. Power – Tx Cable Loss + Tx Antenna Gain

ERP (dBm) = EIRP - 2.15



5 List of Measuring Equipment

Instrument	Brand Name	Model No.	Serial No.	Characteristics	Calibration Date	Test Date	Due Date	Remark
LOOP Antenna	Rohde & Schwarz	HFH2-Z2	100488	9 kHz~30 MHz	Sep. 20, 2022	Nov. 05, 2022~ Nov. 17, 2022	Sep. 19, 2023	Radiation (03CH11-HY)
Bilog Antenna	TESEQ	CBL 6111D & N-6-06	35414 & AT-N0602	30MHz~1GHz	Oct. 08, 2022	Nov. 05, 2022~ Nov. 17, 2022	Oct. 07, 2023	Radiation (03CH11-HY)
Bilog Antenna	TESEQ	CBL 6111D & 00800N1D01N -06	41912 & 05	30MHz~1GHz	Feb. 06, 2022	Nov. 05, 2022~ Nov. 17, 2022	Feb. 05, 2023	Radiation (03CH11-HY)
Horn Antenna	SCHWARZBE CK	BBHA 9120 D	9120D-1212	1GHz ~ 18GHz	Mar. 10, 2022	Nov. 05, 2022~ Nov. 17, 2022	Mar. 09, 2023	Radiation (03CH11-HY)
Horn Antenna	SCHWARZBE CK	BBHA 9120 D	9120D-1326	1GHz ~ 18GHz	Aug. 24, 2022	Nov. 05, 2022~ Nov. 17, 2022	Aug. 23, 2023	Radiation (03CH11-HY)
SHF-EHF Horn Antenna	SCHWARZBE CK	BBHA9170	00991	18GHz~40GHz	May 14, 2022	Nov. 05, 2022~ Nov. 17, 2022	May 13, 2023	Radiation (03CH11-HY)
SHF-EHF Horn Antenna	SCHWARZBE CK	BBHA9170	00993	18GHz~40GHz	Nov. 30, 2021	Nov. 05, 2022~ Nov. 17, 2022	Nov. 29, 2022	Radiation (03CH11-HY)
Amplifier	SONOMA	310N	187312	9kHz~1GHz	Dec. 10, 2021	Nov. 05, 2022~ Nov. 17, 2022	Dec. 09, 2022	Radiation (03CH11-HY)
Preamplifier	Keysight	83017A	MY53270080	1GHz~26.5GHz	Nov. 10, 2021	Nov. 05, 2022~ Nov. 08, 2022	Nov. 09, 2022	Radiation (03CH11-HY)
Preamplifier	Keysight	83017A	MY53270080	1GHz~26.5GHz	Nov. 09, 2022	Nov. 09, 2022~ Nov. 17, 2022	Nov. 08, 2023	Radiation (03CH11-HY)
Preamplifier	Jet-Power	JPA0118-55-3 03	1710001800 055007	1GHz~18GHz	Jun. 15, 2022	Nov. 05, 2022~ Nov. 17, 2022	Jun. 14, 2023	Radiation (03CH11-HY)
Preamplifier	EMEC	EM18G40G	060801	18GHz~40GHz	Jun. 28, 2022	Nov. 05, 2022~ Nov. 17, 2022	Jun. 27, 2023	Radiation (03CH11-HY)
Spectrum Analyzer	Keysight	N9010A	MY54200486	10Hz~44GHz	Oct. 07, 2022	Nov. 05, 2022~ Nov. 17, 2022	Oct. 06, 2023	Radiation (03CH11-HY)
Signal Generator	Rohde & Schwarz	SMF100A	101107	100kHz~40GHz	Dec. 08, 2021	Nov. 05, 2022~ Nov. 17, 2022	Dec. 07, 2022	Radiation (03CH11-HY)
Controller	EMEC	EM 1000	N/A	Control Turn table & Ant Mast	N/A	Nov. 05, 2022~ Nov. 17, 2022	N/A	Radiation (03CH11-HY)
Antenna Mast	EMEC	AM-BS-4500-B	N/A	1~4m	N/A	Nov. 05, 2022~ Nov. 17, 2022	N/A	Radiation (03CH11-HY)
Turn Table	EMEC	TT 2000	N/A	0~360 Degree	N/A	Nov. 05, 2022~ Nov. 17, 2022	N/A	Radiation (03CH11-HY)
Software	Audix	E3 6.2009-8-24	RK-001053	N/A	N/A	Nov. 05, 2022~ Nov. 17, 2022	N/A	Radiation (03CH11-HY)
RF Cable	HUBER + SUHNER	SUCOFLEX 102	MY2859/2	30MHz-40GHz	Mar. 10, 2022	Nov. 05, 2022~ Nov. 17, 2022	Mar. 09, 2023	Radiation (03CH11-HY)
RF Cable	HUBER + SUHNER	SUCOFLEX 104	MY9837/4PE	9kHz-30MHz	Mar. 10, 2022	Nov. 05, 2022~ Nov. 17, 2022	Mar. 09, 2023	Radiation (03CH11-HY)
RF Cable	HUBER + SUHNER	SUCOFLEX 104	MY9837/4PE	30MHz-18GHz	Mar. 10, 2022	Nov. 05, 2022~ Nov. 17, 2022	Mar. 09, 2023	Radiation (03CH11-HY)
RF Cable	HUBER + SUHNER	SUCOFLEX 104	811852/4	30MHz-18GHz	Mar. 10, 2022	Nov. 05, 2022~ Nov. 17, 2022	Mar. 09, 2023	Radiation (03CH11-HY)



Instrument	Brand Name	Model No.	Serial No.	Characteristics	Calibration Date	Test Date	Due Date	Remark
Filter	Wainwright	WHKX12-2700-3000-18000-60SS	SN3	3GHz High Pass Filter	Sep. 12, 2022	Nov. 05, 2022~Nov. 17, 2022	Sep. 11, 2023	Radiation (03CH11-HY)
Filter	Wainwright	WHKX12-900-1000-15000-60SS	SN12	1GHz High Pass Filter	Sep. 12, 2022	Nov. 05, 2022~Nov. 17, 2022	Sep. 11, 2023	Radiation (03CH11-HY)
Hygrometer	TECPEL	DTM-303B	TP140325	N/A	Nov. 26, 2021	Nov. 05, 2022~Nov. 17, 2022	Nov. 25, 2022	Radiation (03CH11-HY)
Hygrometer	TECPEL	DTM-303B	TP200886	NA	Mar. 21, 2022	Nov. 05, 2022~Nov. 17, 2022	Mar. 20, 2023	Conducted (TH03-HY)
Base Station (Measure)	Anritsu	MT8000A	6262012917	FR1	Feb. 11, 2022	Nov. 05, 2022~Nov. 17, 2022	Feb. 10, 2023	Conducted (TH03-HY)
Radio Communication Analyzer	Anritsu	MT8821C	6201664755	LTE FDD/TDD LTE-2CC DLCA/ULCA	Aug. 01, 2022	Nov. 05, 2022~Nov. 17, 2022	Jul. 31, 2023	Conducted (TH03-HY)
Coupler	Warison	20dB 25W SMA Directional Coupler	#B	1-18GHz	Jan. 07, 2022	Nov. 05, 2022~Nov. 17, 2022	Jan. 06, 2023	Conducted (TH03-HY)



6 Uncertainty of Evaluation

Uncertainty of Radiated Emission Measurement (30 MHz ~ 1000 MHz)

Measuring Uncertainty for a Level of Confidence of 95% ($U = 2Uc(y)$)	3.15 dB
---	---------

Uncertainty of Radiated Emission Measurement (1 GHz ~ 18 GHz)

Measuring Uncertainty for a Level of Confidence of 95% ($U = 2Uc(y)$)	3.41 dB
---	---------

Uncertainty of Radiated Emission Measurement (18 GHz ~ 40 GHz)

Measuring Uncertainty for a Level of Confidence of 95% ($U = 2Uc(y)$)	4.45 dB
---	---------



Appendix A. Test Results of Conducted Test

Conducted Output Power(Average power & ERP/EIRP)

LTE Band 2 Maximum Average Power [dBm] (GT - LC = -0.22 dB)								
BW [MHz]	RB Size	RB Offset	Mod	Lowest	Middle	Highest	EIRP (dBm)	EIRP (W)
20	1	0	QPSK	22.90	23.01	22.99	22.79	0.1901
20	1	0	16-QAM	21.60	21.78	22.35	22.13	0.1633
Limit	EIRP < 2W			Result			Pass	

LTE Band 2 Maximum Average Power [dBm] (GT - LC = -0.22 dB)								
BW [MHz]	RB Size	RB Offset	Mod	Lowest	Middle	Highest	EIRP (dBm)	EIRP (W)
15	1	0	QPSK	23.04	22.94	23.25	23.03	0.2009
15	1	0	16-QAM	21.98	22.15	22.14	21.93	0.1560
Limit	EIRP < 2W			Result			Pass	

LTE Band 2 Maximum Average Power [dBm] (GT - LC = -0.22 dB)								
BW [MHz]	RB Size	RB Offset	Mod	Lowest	Middle	Highest	EIRP (dBm)	EIRP (W)
10	1	0	QPSK	22.97	23.22	23.23	23.01	0.2000
10	1	0	16-QAM	22.07	22.24	22.38	22.16	0.1644
Limit	EIRP < 2W			Result			Pass	

LTE Band 2 Maximum Average Power [dBm] (GT - LC = -0.22 dB)								
BW [MHz]	RB Size	RB Offset	Mod	Lowest	Middle	Highest	EIRP (dBm)	EIRP (W)
5	1	0	QPSK	22.93	23.28	23.32	23.10	0.2042
5	1	0	16-QAM	22.22	21.92	22.38	22.16	0.1644
Limit	EIRP < 2W			Result			Pass	

LTE Band 2 Maximum Average Power [dBm] (GT - LC = -0.22 dB)								
BW [MHz]	RB Size	RB Offset	Mod	Lowest	Middle	Highest	EIRP (dBm)	EIRP (W)
3	1	0	QPSK	23.01	23.14	23.30	23.08	0.2032
3	1	0	16-QAM	22.08	22.14	22.17	21.95	0.1567
Limit	EIRP < 2W			Result			Pass	

LTE Band 2 Maximum Average Power [dBm] (GT - LC = -0.22 dB)								
BW [MHz]	RB Size	RB Offset	Mod	Lowest	Middle	Highest	EIRP (dBm)	EIRP (W)
1.4	1	0	QPSK	22.84	23.01	23.19	22.97	0.1982
1.4	1	0	16-QAM	22.00	22.15	22.28	22.06	0.1607
Limit	EIRP < 2W			Result			Pass	



LTE Band 25 Maximum Average Power [dBm] (GT - LC = -0.06 dB)								
BW [MHz]	RB Size	RB Offset	Mod	Lowest	Middle	Highest	EIRP (dBm)	EIRP (W)
20	1	0	QPSK	22.92	22.89	23.04	22.98	0.1986
20	1	0	16-QAM	21.78	21.84	22.04	21.98	0.1578
Limit	EIRP < 2W			Result			Pass	

LTE Band 25 Maximum Average Power [dBm] (GT - LC = -0.06 dB)								
BW [MHz]	RB Size	RB Offset	Mod	Lowest	Middle	Highest	EIRP (dBm)	EIRP (W)
15	1	0	QPSK	22.86	23.14	23.00	23.08	0.2032
15	1	0	16-QAM	21.96	22.07	22.31	22.25	0.1679
Limit	EIRP < 2W			Result			Pass	

LTE Band 25 Maximum Average Power [dBm] (GT - LC = -0.06 dB)								
BW [MHz]	RB Size	RB Offset	Mod	Lowest	Middle	Highest	EIRP (dBm)	EIRP (W)
10	1	0	QPSK	22.98	23.10	23.13	23.07	0.2028
10	1	0	16-QAM	22.54	22.24	22.16	22.48	0.1770
Limit	EIRP < 2W			Result			Pass	

LTE Band 25 Maximum Average Power [dBm] (GT - LC = -0.06 dB)								
BW [MHz]	RB Size	RB Offset	Mod	Lowest	Middle	Highest	EIRP (dBm)	EIRP (W)
5	1	0	QPSK	22.93	23.08	23.13	23.07	0.2028
5	1	0	16-QAM	21.72	22.47	22.23	22.41	0.1742
Limit	EIRP < 2W			Result			Pass	

LTE Band 25 Maximum Average Power [dBm] (GT - LC = -0.06 dB)								
BW [MHz]	RB Size	RB Offset	Mod	Lowest	Middle	Highest	EIRP (dBm)	EIRP (W)
3	1	0	QPSK	22.95	23.04	23.16	23.10	0.2042
3	1	0	16-QAM	21.93	22.03	22.13	22.07	0.1611
Limit	EIRP < 2W			Result			Pass	

LTE Band 25 Maximum Average Power [dBm] (GT - LC = -0.06 dB)								
BW [MHz]	RB Size	RB Offset	Mod	Lowest	Middle	Highest	EIRP (dBm)	EIRP (W)
1.4	1	0	QPSK	22.77	22.91	23.01	22.95	0.1972
1.4	1	0	16-QAM	21.87	21.97	22.08	22.02	0.1592
Limit	EIRP < 2W			Result			Pass	



LTE Band 4 Maximum Average Power [dBm] (GT - LC = 1.95 dB)								
BW [MHz]	RB Size	RB Offset	Mod	Lowest	Middle	Highest	EIRP (dBm)	EIRP (W)
20	1	0	QPSK	23.04	22.93	22.86	24.99	0.3155
20	1	0	16-QAM	22.08	22.16	22.29	24.24	0.2655
Limit	EIRP < 1W			Result			Pass	

LTE Band 4 Maximum Average Power [dBm] (GT - LC = 1.95 dB)								
BW [MHz]	RB Size	RB Offset	Mod	Lowest	Middle	Highest	EIRP (dBm)	EIRP (W)
15	1	0	QPSK	23.00	22.96	23.03	24.98	0.3148
15	1	0	16-QAM	22.36	22.37	22.61	24.56	0.2858
Limit	EIRP < 1W			Result			Pass	

LTE Band 4 Maximum Average Power [dBm] (GT - LC = 1.95 dB)								
BW [MHz]	RB Size	RB Offset	Mod	Lowest	Middle	Highest	EIRP (dBm)	EIRP (W)
10	1	0	QPSK	22.91	22.94	22.96	24.91	0.3097
10	1	0	16-QAM	22.18	22.65	22.14	24.60	0.2884
Limit	EIRP < 1W			Result			Pass	

LTE Band 4 Maximum Average Power [dBm] (GT - LC = 1.95 dB)								
BW [MHz]	RB Size	RB Offset	Mod	Lowest	Middle	Highest	EIRP (dBm)	EIRP (W)
5	1	0	QPSK	23.08	23.11	23.01	25.06	0.3206
5	1	0	16-QAM	22.01	22.27	22.68	24.63	0.2904
Limit	EIRP < 1W			Result			Pass	

LTE Band 4 Maximum Average Power [dBm] (GT - LC = 1.95 dB)								
BW [MHz]	RB Size	RB Offset	Mod	Lowest	Middle	Highest	EIRP (dBm)	EIRP (W)
3	1	0	QPSK	23.08	23.03	23.01	25.03	0.3184
3	1	0	16-QAM	22.18	22.21	22.09	24.16	0.2606
Limit	EIRP < 1W			Result			Pass	

LTE Band 4 Maximum Average Power [dBm] (GT - LC = 1.95 dB)								
BW [MHz]	RB Size	RB Offset	Mod	Lowest	Middle	Highest	EIRP (dBm)	EIRP (W)
1.4	1	0	QPSK	22.91	22.90	22.81	24.86	0.3062
1.4	1	0	16-QAM	22.03	22.07	21.95	24.02	0.2523
Limit	EIRP < 1W			Result			Pass	



LTE Band 5 Maximum Average Power [dBm] (GT - LC = 0.37 dB)								
BW [MHz]	RB Size	RB Offset	Mod	Lowest	Middle	Highest	ERP (dBm)	ERP (W)
10	1	0	QPSK	24.08	24.10	24.13	22.35	0.1718
10	1	0	16-QAM	23.12	23.40	23.86	22.08	0.1614
Limit	ERP < 7W			Result			Pass	

LTE Band 5 Maximum Average Power [dBm] (GT - LC = 0.37 dB)								
BW [MHz]	RB Size	RB Offset	Mod	Lowest	Middle	Highest	ERP (dBm)	ERP (W)
5	1	0	QPSK	24.19	24.08	24.25	22.47	0.1766
5	1	0	16-QAM	23.42	23.32	23.47	21.69	0.1476
Limit	ERP < 7W			Result			Pass	

LTE Band 5 Maximum Average Power [dBm] (GT - LC = 0.37 dB)								
BW [MHz]	RB Size	RB Offset	Mod	Lowest	Middle	Highest	ERP (dBm)	ERP (W)
3	1	0	QPSK	24.05	24.10	23.97	22.32	0.1706
3	1	0	16-QAM	23.00	22.99	23.00	21.22	0.1324
Limit	ERP < 7W			Result			Pass	

LTE Band 5 Maximum Average Power [dBm] (GT - LC = 0.37 dB)								
BW [MHz]	RB Size	RB Offset	Mod	Lowest	Middle	Highest	ERP (dBm)	ERP (W)
1.4	1	0	QPSK	23.95	24.01	23.94	22.23	0.1671
1.4	1	0	16-QAM	22.97	23.10	23.05	21.32	0.1355
Limit	ERP < 7W			Result			Pass	



LTE Band 7 Maximum Average Power [dBm] (GT - LC = 1.88 dB)								
BW [MHz]	RB Size	RB Offset	Mod	Lowest	Middle	Highest	EIRP (dBm)	EIRP (W)
20	1	0	QPSK	23.26	23.21	23.27	25.15	0.3273
20	1	0	16-QAM	22.85	22.46	22.78	24.73	0.2972
Limit	EIRP < 2W			Result			Pass	

LTE Band 7 Maximum Average Power [dBm] (GT - LC = 1.88 dB)								
BW [MHz]	RB Size	RB Offset	Mod	Lowest	Middle	Highest	EIRP (dBm)	EIRP (W)
15	1	0	QPSK	23.41	23.26	23.35	25.29	0.3381
15	1	0	16-QAM	22.92	22.86	22.66	24.80	0.3020
Limit	EIRP < 2W			Result			Pass	

LTE Band 7 Maximum Average Power [dBm] (GT - LC = 1.88 dB)								
BW [MHz]	RB Size	RB Offset	Mod	Lowest	Middle	Highest	EIRP (dBm)	EIRP (W)
10	1	0	QPSK	23.20	23.29	23.47	25.35	0.3428
10	1	0	16-QAM	22.87	22.59	22.91	24.79	0.3013
Limit	EIRP < 2W			Result			Pass	

LTE Band 7 Maximum Average Power [dBm] (GT - LC = 1.88 dB)								
BW [MHz]	RB Size	RB Offset	Mod	Lowest	Middle	Highest	EIRP (dBm)	EIRP (W)
5	1	0	QPSK	23.30	23.24	23.55	25.43	0.3491
5	1	0	16-QAM	22.92	22.83	22.77	24.80	0.3020
Limit	EIRP < 2W			Result			Pass	



LTE Band 12 Maximum Average Power [dBm] (GT - LC = -0.33 dB)								
BW [MHz]	RB Size	RB Offset	Mod	Lowest	Middle	Highest	ERP (dBm)	ERP (W)
10	1	0	QPSK	24.19	24.21	24.23	21.75	0.1496
10	1	0	16-QAM	23.33	23.79	23.65	21.31	0.1352
Limit	ERP < 3W			Result			Pass	

LTE Band 12 Maximum Average Power [dBm] (GT - LC = -0.33 dB)								
BW [MHz]	RB Size	RB Offset	Mod	Lowest	Middle	Highest	ERP (dBm)	ERP (W)
5	1	0	QPSK	24.18	24.21	24.16	21.73	0.1489
5	1	0	16-QAM	23.33	23.52	23.39	21.04	0.1271
Limit	ERP < 3W			Result			Pass	

LTE Band 12 Maximum Average Power [dBm] (GT - LC = -0.33 dB)								
BW [MHz]	RB Size	RB Offset	Mod	Lowest	Middle	Highest	ERP (dBm)	ERP (W)
3	1	0	QPSK	24.10	24.22	24.20	21.74	0.1493
3	1	0	16-QAM	23.16	23.24	23.17	20.76	0.1191
Limit	ERP < 3W			Result			Pass	

LTE Band 12 Maximum Average Power [dBm] (GT - LC = -0.33 dB)								
BW [MHz]	RB Size	RB Offset	Mod	Lowest	Middle	Highest	ERP (dBm)	ERP (W)
1.4	1	0	QPSK	24.03	24.09	24.12	21.64	0.1459
1.4	1	0	16-QAM	23.14	23.21	23.20	20.73	0.1183
Limit	ERP < 3W			Result			Pass	

LTE Band 13 Maximum Average Power [dBm] (GT - LC = 0.96 dB)								
BW [MHz]	RB Size	RB Offset	Mod	Lowest	Middle	Highest	ERP (dBm)	ERP (W)
10	1	0	QPSK	-	24.28	-	23.09	0.2037
10	1	0	16-QAM	-	23.87	-	22.68	0.1854
Limit	ERP < 3W			Result			Pass	

LTE Band 13 Maximum Average Power [dBm] (GT - LC = 0.96 dB)								
BW [MHz]	RB Size	RB Offset	Mod	Lowest	Middle	Highest	ERP (dBm)	ERP (W)
5	1	0	QPSK	24.38	24.40	24.21	23.21	0.2094
5	1	0	16-QAM	23.36	23.63	23.19	22.44	0.1754
Limit	ERP < 3W			Result			Pass	



LTE Band 17 Maximum Average Power [dBm] (GT - LC = -0.08 dB)								
BW [MHz]	RB Size	RB Offset	Mod	Lowest	Middle	Highest	ERP (dBm)	ERP (W)
10	1	0	QPSK	24.31	24.21	24.26	22.08	0.1614
10	1	0	16-QAM	23.38	23.59	23.16	21.36	0.1368
Limit	ERP < 3W			Result			Pass	

LTE Band 17 Maximum Average Power [dBm] (GT - LC = -0.08 dB)								
BW [MHz]	RB Size	RB Offset	Mod	Lowest	Middle	Highest	ERP (dBm)	ERP (W)
5	1	0	QPSK	24.35	24.30	24.26	22.12	0.1629
5	1	0	16-QAM	23.66	23.43	23.48	21.43	0.1390
Limit	ERP < 3W			Result			Pass	

LTE Band 26 Maximum Average Power [dBm] (GT - LC = 0.67 dB)								
BW [MHz]	RB Size	RB Offset	Mod	Lowest	Middle	Highest	ERP (dBm)	ERP (W)
15	1	0	QPSK	24.17	24.03	24.09	22.69	0.1858
15	1	0	16-QAM	23.37	23.38	23.14	21.9	0.1549
Limit	ERP < 7W			Result			Pass	

LTE Band 26 Maximum Average Power [dBm] (GT - LC = 0.67 dB)								
BW [MHz]	RB Size	RB Offset	Mod	Lowest	Middle	Highest	ERP (dBm)	ERP (W)
10	1	0	QPSK	24.01	24.04	24.15	22.67	0.1849
10	1	0	16-QAM	23.50	23.49	23.75	22.27	0.1687
Limit	ERP < 7W			Result			Pass	

LTE Band 26 Maximum Average Power [dBm] (GT - LC = 0.67 dB)								
BW [MHz]	RB Size	RB Offset	Mod	Lowest	Middle	Highest	ERP (dBm)	ERP (W)
5	1	0	QPSK	24.13	24.11	24.22	22.74	0.1879
5	1	0	16-QAM	23.20	23.47	23.39	21.99	0.1581
Limit	ERP < 7W			Result			Pass	

LTE Band 26 Maximum Average Power [dBm] (GT - LC = 0.67 dB)								
BW [MHz]	RB Size	RB Offset	Mod	Lowest	Middle	Highest	ERP (dBm)	ERP (W)
3	1	0	QPSK	24.05	24.13	24.07	22.65	0.1841
3	1	0	16-QAM	22.88	23.03	22.96	21.55	0.1429
Limit	ERP < 7W			Result			Pass	

LTE Band 26 Maximum Average Power [dBm] (GT - LC = 0.67 dB)								
BW [MHz]	RB Size	RB Offset	Mod	Lowest	Middle	Highest	ERP (dBm)	ERP (W)
1.4	1	0	QPSK	23.81	24.06	23.96	22.58	0.1811
1.4	1	0	16-QAM	22.94	23.07	23.05	21.59	0.1442
Limit	ERP < 7W			Result			Pass	



LTE Band 38 Maximum Average Power [dBm] (GT - LC = 1.84 dB)								
BW [MHz]	RB Size	RB Offset	Mod	Lowest	Middle	Highest	EIRP (dBm)	EIRP (W)
20	1	0	QPSK	23.52	23.31	23.26	25.36	0.3436
20	1	0	16-QAM	22.54	22.39	22.34	24.38	0.2742
Limit	EIRP < 2W			Result			Pass	

LTE Band 38 Maximum Average Power [dBm] (GT - LC = 1.84 dB)								
BW [MHz]	RB Size	RB Offset	Mod	Lowest	Middle	Highest	EIRP (dBm)	EIRP (W)
15	1	0	QPSK	23.49	23.16	23.10	25.33	0.3412
15	1	0	16-QAM	22.45	22.29	22.16	24.29	0.2685
Limit	EIRP < 2W			Result			Pass	

LTE Band 38 Maximum Average Power [dBm] (GT - LC = 1.84 dB)								
BW [MHz]	RB Size	RB Offset	Mod	Lowest	Middle	Highest	EIRP (dBm)	EIRP (W)
10	1	0	QPSK	23.47	23.31	23.24	25.31	0.3396
10	1	0	16-QAM	22.38	22.26	22.18	24.22	0.2642
Limit	EIRP < 2W			Result			Pass	

LTE Band 38 Maximum Average Power [dBm] (GT - LC = 1.84 dB)								
BW [MHz]	RB Size	RB Offset	Mod	Lowest	Middle	Highest	EIRP (dBm)	EIRP (W)
5	1	0	QPSK	23.40	23.27	23.07	25.24	0.3342
5	1	0	16-QAM	22.52	22.30	22.14	24.36	0.2729
Limit	EIRP < 2W			Result			Pass	



LTE Band 66 Maximum Average Power [dBm] (GT - LC = 1.55 dB)								
BW [MHz]	RB Size	RB Offset	Mod	Lowest	Middle	Highest	EIRP (dBm)	EIRP (W)
20	1	0	QPSK	22.85	22.73	22.77	24.40	0.2754
20	1	0	16-QAM	22.08	22.16	21.77	23.71	0.2350
Limit	EIRP < 1W			Result			Pass	

LTE Band 66 Maximum Average Power [dBm] (GT - LC = 1.55 dB)								
BW [MHz]	RB Size	RB Offset	Mod	Lowest	Middle	Highest	EIRP (dBm)	EIRP (W)
15	1	0	QPSK	23.14	23.02	22.73	24.69	0.2944
15	1	0	16-QAM	22.18	22.16	22.22	23.77	0.2382
Limit	EIRP < 1W			Result			Pass	

LTE Band 66 Maximum Average Power [dBm] (GT - LC = 1.55 dB)								
BW [MHz]	RB Size	RB Offset	Mod	Lowest	Middle	Highest	EIRP (dBm)	EIRP (W)
10	1	0	QPSK	23.02	22.95	22.88	24.57	0.2864
10	1	0	16-QAM	22.12	22.34	22.42	23.97	0.2495
Limit	EIRP < 1W			Result			Pass	

LTE Band 66 Maximum Average Power [dBm] (GT - LC = 1.55 dB)								
BW [MHz]	RB Size	RB Offset	Mod	Lowest	Middle	Highest	EIRP (dBm)	EIRP (W)
5	1	0	QPSK	23.08	23.08	22.90	24.63	0.2904
5	1	0	16-QAM	21.78	22.14	22.27	23.82	0.2410
Limit	EIRP < 1W			Result			Pass	

LTE Band 66 Maximum Average Power [dBm] (GT - LC = 1.55 dB)								
BW [MHz]	RB Size	RB Offset	Mod	Lowest	Middle	Highest	EIRP (dBm)	EIRP (W)
3	1	0	QPSK	23.11	22.90	22.93	24.66	0.2924
3	1	0	16-QAM	22.09	21.93	21.92	23.64	0.2312
Limit	EIRP < 1W			Result			Pass	

LTE Band 66 Maximum Average Power [dBm] (GT - LC = 1.55 dB)								
BW [MHz]	RB Size	RB Offset	Mod	Lowest	Middle	Highest	EIRP (dBm)	EIRP (W)
1.4	1	0	QPSK	23.27	23.09	23.07	24.82	0.3034
1.4	1	0	16-QAM	22.37	22.27	22.23	23.92	0.2466
Limit	EIRP < 1W			Result			Pass	



LTE Band 71 Maximum Average Power [dBm] (GT - LC = -0.39 dB)								
BW [MHz]	RB Size	RB Offset	Mod	Lowest	Middle	Highest	ERP (dBm)	ERP (W)
20	1	0	QPSK	24.19	24.23	24.37	21.83	0.1524
20	1	0	16-QAM	23.08	23.29	23.06	20.75	0.1189
Limit	ERP < 3W			Result			Pass	

LTE Band 71 Maximum Average Power [dBm] (GT - LC = -0.39 dB)								
BW [MHz]	RB Size	RB Offset	Mod	Lowest	Middle	Highest	ERP (dBm)	ERP (W)
15	1	0	QPSK	24.17	24.10	24.36	21.82	0.1521
15	1	0	16-QAM	23.43	23.63	23.66	21.12	0.1294
Limit	ERP < 3W			Result			Pass	

LTE Band 71 Maximum Average Power [dBm] (GT - LC = -0.39 dB)								
BW [MHz]	RB Size	RB Offset	Mod	Lowest	Middle	Highest	ERP (dBm)	ERP (W)
10	1	0	QPSK	24.22	24.22	24.33	21.79	0.1510
10	1	0	16-QAM	23.79	23.55	23.75	21.25	0.1334
Limit	ERP < 3W			Result			Pass	

LTE Band 71 Maximum Average Power [dBm] (GT - LC = -0.39 dB)								
BW [MHz]	RB Size	RB Offset	Mod	Lowest	Middle	Highest	ERP (dBm)	ERP (W)
5	1	0	QPSK	24.27	24.23	24.32	21.78	0.1507
5	1	0	16-QAM	23.25	23.29	23.58	21.04	0.1271
Limit	ERP < 3W			Result			Pass	



LTE Band 41(HPUE) Maximum Average Power [dBm] (GT - LC = 1.87 dB)								
BW [MHz]	RB Size	RB Offset	Mod	Lowest	Middle	Highest	EIRP (dBm)	EIRP (W)
20	1	0	QPSK	24.90	24.36	24.63	26.77	0.4753
20	1	0	16-QAM	23.98	23.40	23.69	25.85	0.3846
Limit	EIRP < 2W			Result			Pass	

LTE Band 41(HPUE) Maximum Average Power [dBm] (GT - LC = 1.87 dB)								
BW [MHz]	RB Size	RB Offset	Mod	Lowest	Middle	Highest	EIRP (dBm)	EIRP (W)
15	1	0	QPSK	24.84	24.32	24.63	26.71	0.4688
15	1	0	16-QAM	23.90	23.32	23.65	25.77	0.3776
Limit	EIRP < 2W			Result			Pass	

LTE Band 41(HPUE) Maximum Average Power [dBm] (GT - LC = 1.87 dB)								
BW [MHz]	RB Size	RB Offset	Mod	Lowest	Middle	Highest	EIRP (dBm)	EIRP (W)
10	1	0	QPSK	24.83	24.32	24.60	26.70	0.4677
10	1	0	16-QAM	23.82	23.22	23.57	25.69	0.3707
Limit	EIRP < 2W			Result			Pass	

LTE Band 41(HPUE) Maximum Average Power [dBm] (GT - LC = 1.87 dB)								
BW [MHz]	RB Size	RB Offset	Mod	Lowest	Middle	Highest	EIRP (dBm)	EIRP (W)
5	1	0	QPSK	24.83	24.25	24.51	26.70	0.4677
5	1	0	16-QAM	23.75	23.21	23.56	25.62	0.3648
Limit	EIRP < 2W			Result			Pass	



LTE Band 5B_CA Maximum Average Power [dBm] (GT - LC = 0.37 dB)										
BW [MHz]	PCC		SCC		Mod	Lowest	Middle	Highest	ERP (dBm)	ERP (W)
	RB Size	RB Offset	RB Size	RB Offset						
10+10	1	49	1	0	QPSK	24.08	23.48	23.51	22.30	0.1698
10+10	1	49	1	0	16-QAM	22.87	22.58	22.65	21.09	0.1285
10+10	1	49	1	0	64-QAM	21.19	20.38	20.57	19.65	0.0923
Limit	ERP < 7W					Result			Pass	

LTE Band 66B_CA Maximum Average Power [dBm] (GT - LC = 1.55 dB)										
BW [MHz]	PCC		SCC		Mod	Lowest	Middle	Highest	EIRP (dBm)	EIRP (W)
	RB Size	RB Offset	RB Size	RB Offset						
15+5	1	74	1	0	QPSK	22.46	22.46	22.46	24.01	0.2518
15+5	1	74	1	0	16-QAM	21.62	21.61	21.53	23.17	0.2075
15+5	1	74	1	0	64-QAM	19.69	19.63	19.60	21.37	0.1371
Limit	EIRP < 1W					Result			Pass	

LTE Band 66C_CA Maximum Average Power [dBm] (GT - LC = 1.55 dB)										
BW [MHz]	PCC		SCC		Mod	Lowest	Middle	Highest	EIRP (dBm)	EIRP (W)
	RB Size	RB Offset	RB Size	RB Offset						
20+15	1	74	1	0	QPSK	22.54	22.33	22.36	24.09	0.2564
20+15	1	74	1	0	16-QAM	21.67	21.47	21.38	23.22	0.2099
20+15	1	74	1	0	64-QAM	19.71	19.48	19.55	21.47	0.1403
Limit	EIRP < 1W					Result			Pass	

LTE Band 66C_CA Maximum Average Power [dBm] (GT - LC = 1.55 dB)										
BW [MHz]	PCC		SCC		Mod	Lowest	Middle	Highest	EIRP (dBm)	EIRP (W)
	RB Size	RB Offset	RB Size	RB Offset						
20+10	1	99	1	0	QPSK	22.26	22.21	22.27	23.82	0.2410
20+10	1	99	1	0	16-QAM	21.28	21.31	21.31	22.86	0.1932
10+20	1	49	1	0	QPSK	22.27	22.18	22.21	23.82	0.2410
10+20	1	49	1	0	16-QAM	21.35	21.23	21.34	22.90	0.1950
20+5	1	99	1	0	QPSK	22.19	22.19	22.19	23.74	0.2366
20+5	1	99	1	0	16-QAM	21.31	21.28	21.30	22.86	0.1932
Limit	EIRP < 1W					Result			Pass	



LTE Band 66C_CA Maximum Average Power [dBm] (GT - LC = 1.55 dB)										
BW [MHz]	PCC		SCC		Mod	Lowest	Middle	Highest	EIRP (dBm)	EIRP (W)
	RB Size	RB Offset	RB Size	RB Offset						
5+20	1	24	1	0	QPSK	22.30	22.16	22.15	23.85	0.2427
5+20	1	24	1	0	16-QAM	21.30	21.24	21.25	22.85	0.1928
Limit	EIRP < 1W					Result			Pass	

LTE Band 66C_CA Maximum Average Power [dBm] (GT - LC = 1.55 dB)										
BW [MHz]	PCC		SCC		Mod	Lowest	Middle	Highest	EIRP (dBm)	EIRP (W)
	RB Size	RB Offset	RB Size	RB Offset						
15+10	1	74	1	0	QPSK	22.36	22.35	22.36	23.91	0.2460
15+10	1	74	1	0	16-QAM	21.47	21.42	21.49	23.04	0.2014
10+15	1	49	1	0	QPSK	22.38	22.29	22.36	23.93	0.2472
10+15	1	49	1	0	16-QAM	21.46	21.42	21.38	23.01	0.2000
15+15	1	74	1	0	QPSK	22.51	22.43	22.49	24.06	0.2547
15+15	1	74	1	0	16-QAM	21.62	21.46	21.55	23.17	0.2075
Limit	EIRP < 1W					Result			Pass	



LTE Band 7C_CA Maximum Average Power [dBm] (GT - LC = 1.88 dB)										
BW [MHz]	PCC		SCC		Mod	Lowest	Middle	Highest	EIRP (dBm)	EIRP (W)
	RB Size	RB Offset	RB Size	RB Offset						
20+20	1	99	1	0	QPSK	22.59	22.73	22.82	24.70	0.2951
20+20	1	99	1	0	16-QAM	21.69	21.87	21.92	23.80	0.2399
20+15	1	99	1	0	QPSK	22.24	22.31	22.33	24.21	0.2636
20+15	1	99	1	0	16-QAM	21.45	21.51	21.45	23.39	0.2183
15+20	1	74	1	0	QPSK	22.30	22.29	22.39	24.27	0.2673
15+20	1	74	1	0	16-QAM	21.49	21.30	21.53	23.41	0.2193
Limit	EIRP < 2W					Result			Pass	

LTE Band 7C_CA Maximum Average Power [dBm] (GT - LC = 1.88 dB)										
BW [MHz]	PCC		SCC		Mod	Lowest	Middle	Highest	EIRP (dBm)	EIRP (W)
	RB Size	RB Offset	RB Size	RB Offset						
20+10	1	99	1	0	QPSK	22.15	22.11	22.25	24.13	0.2588
20+10	1	99	1	0	16-QAM	21.31	21.26	21.39	23.27	0.2123
10+20	1	74	1	0	QPSK	22.11	22.08	22.29	24.17	0.2612
10+20	1	74	1	0	16-QAM	21.32	21.27	21.43	23.31	0.2143
15+15	1	74	1	0	QPSK	22.34	22.48	22.37	24.36	0.2729
15+15	1	74	1	0	16-QAM	21.46	21.53	21.57	23.45	0.2213
Limit	EIRP < 2W					Result			Pass	

LTE Band 7C_CA Maximum Average Power [dBm] (GT - LC = 1.88 dB)										
BW [MHz]	PCC		SCC		Mod	Lowest	Middle	Highest	EIRP (dBm)	EIRP (W)
	RB Size	RB Offset	RB Size	RB Offset						
15+10	1	74	1	0	QPSK	22.25	22.31	22.36	24.24	0.2655
15+10	1	74	1	0	16-QAM	21.31	21.45	21.47	23.35	0.2163
Limit	EIRP < 2W					Result			Pass	

LTE Band 38C_CA Maximum Average Power [dBm] (GT - LC = 1.84 dB)										
BW [MHz]	PCC		SCC		Mod	Lowest	Middle	Highest	EIRP (dBm)	EIRP (W)
	RB Size	RB Offset	RB Size	RB Offset						
20+20	1	99	1	0	QPSK	23.14	23.21	23.22	25.06	0.3206
20+20	1	99	1	0	16-QAM	22.25	22.31	22.26	24.15	0.2600
15+15	1	74	1	0	QPSK	22.70	22.72	22.75	24.59	0.2877
15+15	1	74	1	0	16-QAM	21.84	21.83	21.87	23.71	0.2350
Limit	EIRP < 2W					Result			Pass	



LTE Band 41C(HPUE)_CA Maximum Average Power [dBm] (GT - LC = 1.87 dB)										
BW [MHz]	PCC		SCC		Mod	Lowest	Middle	Highest	EIRP (dBm)	EIRP (W)
	RB Size	RB Offset	RB Size	RB Offset						
20+20	1	99	1	0	QPSK	22.96	22.76	22.10	24.83	0.3041
20+20	1	99	1	0	16-QAM	22.89	22.74	22.11	24.76	0.2992
20+15	1	99	1	0	QPSK	23.22	22.93	22.52	25.09	0.3228
20+15	1	99	1	0	16-QAM	23.05	22.92	22.55	24.92	0.3105
15+20	1	74	1	0	QPSK	23.42	22.77	22.47	25.29	0.3381
15+20	1	74	1	0	16-QAM	23.18	22.76	22.49	25.05	0.3199
Limit	EIRP < 2W					Result			Pass	

LTE Band 41C(HPUE)_CA Maximum Average Power [dBm] (GT - LC = 1.87 dB)										
BW [MHz]	PCC		SCC		Mod	Lowest	Middle	Highest	EIRP (dBm)	EIRP (W)
	RB Size	RB Offset	RB Size	RB Offset						
20+10	1	99	1	0	QPSK	23.16	22.81	22.45	25.03	0.3184
20+10	1	99	1	0	16-QAM	22.89	22.82	22.47	24.76	0.2992
10+20	1	49	1	0	QPSK	23.12	22.23	22.31	24.99	0.3155
10+20	1	49	1	0	16-QAM	23.14	22.24	22.32	25.01	0.3170
20+5	1	99	1	0	QPSK	23.23	22.94	22.54	25.10	0.3236
20+5	1	99	1	0	16-QAM	22.90	22.87	22.50	24.77	0.2999
Limit	EIRP < 2W					Result			Pass	

LTE Band 41C(HPUE)_CA Maximum Average Power [dBm] (GT - LC = 1.87 dB)										
BW [MHz]	PCC		SCC		Mod	Lowest	Middle	Highest	EIRP (dBm)	EIRP (W)
	RB Size	RB Offset	RB Size	RB Offset						
5+20	1	24	1	0	QPSK	22.60	21.69	22.38	24.82	0.3034
5+20	1	24	1	0	16-QAM	22.59	21.62	22.34	24.46	0.2793
15+10	1	74	1	0	QPSK	23.22	22.72	22.30	25.09	0.3228
15+10	1	74	1	0	16-QAM	23.16	22.71	22.31	25.03	0.3184
10+15	1	49	1	0	QPSK	23.55	22.76	22.56	25.42	0.3483
10+15	1	49	1	0	16-QAM	23.37	22.77	22.59	25.24	0.3342
Limit	EIRP < 2W					Result			Pass	

LTE Band 41C(HPUE)_CA Maximum Average Power [dBm] (GT - LC = 1.87 dB)										
BW [MHz]	PCC		SCC		Mod	Lowest	Middle	Highest	EIRP (dBm)	EIRP (W)
	RB Size	RB Offset	RB Size	RB Offset						
15+15	1	74	1	0	QPSK	23.53	22.93	22.75	25.40	0.3467
15+15	1	74	1	0	16-QAM	23.30	22.93	22.77	25.17	0.3289
Limit	EIRP < 2W					Result			Pass	



LTE Band 41(HPUE) Maximum Average Power [dBm] (GT - LC = 2.28 dB)								
BW [MHz]	RB Size	RB Offset	Mod	Lowest	Middle	Highest	EIRP (dBm)	EIRP (W)
20	1	0	QPSK	26.28	26.80	26.73	29.08	0.8091
20	1	0	16-QAM	25.32	25.83	25.79	28.11	0.6471
Limit	EIRP < 2W			Result			Pass	

LTE Band 41(HPUE) Maximum Average Power [dBm] (GT - LC = 2.28 dB)								
BW [MHz]	RB Size	RB Offset	Mod	Lowest	Middle	Highest	EIRP (dBm)	EIRP (W)
15	1	0	QPSK	26.22	26.63	26.68	28.96	0.7870
15	1	0	16-QAM	25.13	25.80	25.73	28.08	0.6427
Limit	EIRP < 2W			Result			Pass	

LTE Band 41(HPUE) Maximum Average Power [dBm] (GT - LC = 2.28 dB)								
BW [MHz]	RB Size	RB Offset	Mod	Lowest	Middle	Highest	EIRP (dBm)	EIRP (W)
10	1	0	QPSK	26.26	26.65	26.58	28.93	0.7816
10	1	0	16-QAM	25.16	25.78	25.60	28.06	0.6397
Limit	EIRP < 2W			Result			Pass	

LTE Band 41(HPUE) Maximum Average Power [dBm] (GT - LC = 2.28 dB)								
BW [MHz]	RB Size	RB Offset	Mod	Lowest	Middle	Highest	EIRP (dBm)	EIRP (W)
5	1	0	QPSK	26.12	26.71	26.66	28.99	0.7925
5	1	0	16-QAM	25.18	25.75	25.78	28.06	0.6397
Limit	EIRP < 2W			Result			Pass	



LTE Band 2 Maximum Average Power [dBm] (GT - LC = 0.2 dB)								
BW [MHz]	RB Size	RB Offset	Mod	Lowest	Middle	Highest	EIRP (dBm)	EIRP (W)
20	1	0	QPSK	22.52	22.92	22.85	23.12	0.2051
20	1	0	16-QAM	21.64	21.74	21.76	21.96	0.1570
Limit	EIRP < 2W			Result			Pass	

LTE Band 2 Maximum Average Power [dBm] (GT - LC = 0.2 dB)								
BW [MHz]	RB Size	RB Offset	Mod	Lowest	Middle	Highest	EIRP (dBm)	EIRP (W)
15	1	0	QPSK	22.49	22.89	22.73	23.09	0.2037
15	1	0	16-QAM	21.55	21.70	21.60	21.90	0.1549
Limit	EIRP < 2W			Result			Pass	

LTE Band 2 Maximum Average Power [dBm] (GT - LC = 0.2 dB)								
BW [MHz]	RB Size	RB Offset	Mod	Lowest	Middle	Highest	EIRP (dBm)	EIRP (W)
10	1	0	QPSK	22.39	22.79	22.84	23.04	0.2014
10	1	0	16-QAM	21.56	21.61	21.72	21.92	0.1556
Limit	EIRP < 2W			Result			Pass	

LTE Band 2 Maximum Average Power [dBm] (GT - LC = 0.2 dB)								
BW [MHz]	RB Size	RB Offset	Mod	Lowest	Middle	Highest	EIRP (dBm)	EIRP (W)
5	1	0	QPSK	22.40	22.86	22.76	23.06	0.2023
5	1	0	16-QAM	21.63	21.54	21.61	21.83	0.1524
Limit	EIRP < 2W			Result			Pass	

LTE Band 2 Maximum Average Power [dBm] (GT - LC = 0.2 dB)								
BW [MHz]	RB Size	RB Offset	Mod	Lowest	Middle	Highest	EIRP (dBm)	EIRP (W)
3	1	0	QPSK	22.46	22.78	22.78	22.98	0.1986
3	1	0	16-QAM	21.60	21.63	21.60	21.83	0.1524
Limit	EIRP < 2W			Result			Pass	

LTE Band 2 Maximum Average Power [dBm] (GT - LC = 0.2 dB)								
BW [MHz]	RB Size	RB Offset	Mod	Lowest	Middle	Highest	EIRP (dBm)	EIRP (W)
1.4	1	0	QPSK	22.35	22.53	22.63	22.83	0.1919
1.4	1	0	16-QAM	21.58	21.56	21.71	21.91	0.1552
Limit	EIRP < 2W			Result			Pass	



LTE Band 25 Maximum Average Power [dBm] (GT - LC = 0.39 dB)								
BW [MHz]	RB Size	RB Offset	Mod	Lowest	Middle	Highest	EIRP (dBm)	EIRP (W)
20	1	0	QPSK	22.69	22.89	22.85	23.28	0.2128
20	1	0	16-QAM	21.52	21.78	21.60	22.17	0.1648
Limit	EIRP < 2W			Result			Pass	

LTE Band 25 Maximum Average Power [dBm] (GT - LC = 0.39 dB)								
BW [MHz]	RB Size	RB Offset	Mod	Lowest	Middle	Highest	EIRP (dBm)	EIRP (W)
15	1	0	QPSK	22.54	22.70	22.75	23.14	0.2061
15	1	0	16-QAM	21.42	21.77	21.59	22.16	0.1644
Limit	EIRP < 2W			Result			Pass	

LTE Band 25 Maximum Average Power [dBm] (GT - LC = 0.39 dB)								
BW [MHz]	RB Size	RB Offset	Mod	Lowest	Middle	Highest	EIRP (dBm)	EIRP (W)
10	1	0	QPSK	22.68	22.73	22.65	23.12	0.2051
10	1	0	16-QAM	21.40	21.73	21.48	22.12	0.1629
Limit	EIRP < 2W			Result			Pass	

LTE Band 25 Maximum Average Power [dBm] (GT - LC = 0.39 dB)								
BW [MHz]	RB Size	RB Offset	Mod	Lowest	Middle	Highest	EIRP (dBm)	EIRP (W)
5	1	0	QPSK	22.62	22.73	22.76	23.15	0.2065
5	1	0	16-QAM	21.37	21.58	21.51	21.97	0.1574
Limit	EIRP < 2W			Result			Pass	

LTE Band 25 Maximum Average Power [dBm] (GT - LC = 0.39 dB)								
BW [MHz]	RB Size	RB Offset	Mod	Lowest	Middle	Highest	EIRP (dBm)	EIRP (W)
3	1	0	QPSK	22.50	22.84	22.76	23.23	0.2104
3	1	0	16-QAM	21.40	21.76	21.41	22.15	0.1641
Limit	EIRP < 2W			Result			Pass	

LTE Band 25 Maximum Average Power [dBm] (GT - LC = 0.39 dB)								
BW [MHz]	RB Size	RB Offset	Mod	Lowest	Middle	Highest	EIRP (dBm)	EIRP (W)
1.4	1	0	QPSK	22.39	22.48	22.59	22.98	0.1986
1.4	1	0	16-QAM	21.49	21.52	21.70	22.09	0.1618
Limit	EIRP < 2W			Result			Pass	



LTE Band 4 Maximum Average Power [dBm] (GT - LC = 0.93 dB)								
BW [MHz]	RB Size	RB Offset	Mod	Lowest	Middle	Highest	EIRP (dBm)	EIRP (W)
20	1	0	QPSK	22.82	22.84	23.01	23.94	0.2477
20	1	0	16-QAM	21.70	21.77	21.83	22.76	0.1888
Limit	EIRP < 1W			Result			Pass	

LTE Band 4 Maximum Average Power [dBm] (GT - LC = 0.93 dB)								
BW [MHz]	RB Size	RB Offset	Mod	Lowest	Middle	Highest	EIRP (dBm)	EIRP (W)
15	1	0	QPSK	22.82	22.78	22.96	23.89	0.2449
15	1	0	16-QAM	21.61	21.64	21.82	22.75	0.1884
Limit	EIRP < 1W			Result			Pass	

LTE Band 4 Maximum Average Power [dBm] (GT - LC = 0.93 dB)								
BW [MHz]	RB Size	RB Offset	Mod	Lowest	Middle	Highest	EIRP (dBm)	EIRP (W)
10	1	0	QPSK	22.70	22.79	22.92	23.85	0.2427
10	1	0	16-QAM	21.50	21.60	21.66	22.59	0.1816
Limit	EIRP < 1W			Result			Pass	

LTE Band 4 Maximum Average Power [dBm] (GT - LC = 0.93 dB)								
BW [MHz]	RB Size	RB Offset	Mod	Lowest	Middle	Highest	EIRP (dBm)	EIRP (W)
5	1	0	QPSK	22.72	22.77	22.88	23.81	0.2404
5	1	0	16-QAM	21.59	21.69	21.65	22.62	0.1828
Limit	EIRP < 1W			Result			Pass	

LTE Band 4 Maximum Average Power [dBm] (GT - LC = 0.93 dB)								
BW [MHz]	RB Size	RB Offset	Mod	Lowest	Middle	Highest	EIRP (dBm)	EIRP (W)
3	1	0	QPSK	22.70	22.76	22.95	23.88	0.2443
3	1	0	16-QAM	21.67	21.75	21.69	22.68	0.1854
Limit	EIRP < 1W			Result			Pass	

LTE Band 4 Maximum Average Power [dBm] (GT - LC = 0.93 dB)								
BW [MHz]	RB Size	RB Offset	Mod	Lowest	Middle	Highest	EIRP (dBm)	EIRP (W)
1.4	1	0	QPSK	22.55	22.72	22.70	23.65	0.2317
1.4	1	0	16-QAM	21.73	21.84	21.82	22.77	0.1892
Limit	EIRP < 1W			Result			Pass	



LTE Band 7 Maximum Average Power [dBm] (GT - LC = 2.28 dB)								
BW [MHz]	RB Size	RB Offset	Mod	Lowest	Middle	Highest	EIRP (dBm)	EIRP (W)
20	1	0	QPSK	23.10	23.34	23.48	25.76	0.3767
20	1	0	16-QAM	21.98	22.32	22.29	24.60	0.2884
Limit	EIRP < 2W			Result			Pass	

LTE Band 7 Maximum Average Power [dBm] (GT - LC = 2.28 dB)								
BW [MHz]	RB Size	RB Offset	Mod	Lowest	Middle	Highest	EIRP (dBm)	EIRP (W)
15	1	0	QPSK	23.05	23.32	23.37	25.65	0.3673
15	1	0	16-QAM	21.89	22.25	22.15	24.53	0.2838
Limit	EIRP < 2W			Result			Pass	

LTE Band 7 Maximum Average Power [dBm] (GT - LC = 2.28 dB)								
BW [MHz]	RB Size	RB Offset	Mod	Lowest	Middle	Highest	EIRP (dBm)	EIRP (W)
10	1	0	QPSK	22.97	23.24	23.33	25.61	0.3639
10	1	0	16-QAM	21.78	22.19	22.12	24.47	0.2799
Limit	EIRP < 2W			Result			Pass	

LTE Band 7 Maximum Average Power [dBm] (GT - LC = 2.28 dB)								
BW [MHz]	RB Size	RB Offset	Mod	Lowest	Middle	Highest	EIRP (dBm)	EIRP (W)
5	1	0	QPSK	23.05	23.19	23.39	25.67	0.3690
5	1	0	16-QAM	21.93	22.13	22.26	24.54	0.2844
Limit	EIRP < 2W			Result			Pass	



LTE Band 38 Maximum Average Power [dBm] (GT - LC = 1.79 dB)								
BW [MHz]	RB Size	RB Offset	Mod	Lowest	Middle	Highest	EIRP (dBm)	EIRP (W)
20	1	0	QPSK	22.54	22.70	22.62	24.49	0.2812
20	1	0	16-QAM	21.58	21.78	21.70	23.57	0.2275
Limit	EIRP < 2W			Result			Pass	

LTE Band 38 Maximum Average Power [dBm] (GT - LC = 1.79 dB)								
BW [MHz]	RB Size	RB Offset	Mod	Lowest	Middle	Highest	EIRP (dBm)	EIRP (W)
15	1	0	QPSK	22.53	22.64	22.57	24.43	0.2773
15	1	0	16-QAM	21.60	21.77	21.73	23.56	0.2270
Limit	EIRP < 2W			Result			Pass	

LTE Band 38 Maximum Average Power [dBm] (GT - LC = 1.79 dB)								
BW [MHz]	RB Size	RB Offset	Mod	Lowest	Middle	Highest	EIRP (dBm)	EIRP (W)
10	1	0	QPSK	22.47	22.57	22.59	24.38	0.2742
10	1	0	16-QAM	21.62	21.82	21.69	23.61	0.2296
Limit	EIRP < 2W			Result			Pass	

LTE Band 38 Maximum Average Power [dBm] (GT - LC = 1.79 dB)								
BW [MHz]	RB Size	RB Offset	Mod	Lowest	Middle	Highest	EIRP (dBm)	EIRP (W)
5	1	0	QPSK	22.53	22.62	22.63	24.42	0.2767
5	1	0	16-QAM	21.66	21.76	21.66	23.55	0.2265
Limit	EIRP < 2W			Result			Pass	



LTE Band 66 Maximum Average Power [dBm] (GT - LC = 1.13 dB)								
BW [MHz]	RB Size	RB Offset	Mod	Lowest	Middle	Highest	EIRP (dBm)	EIRP (W)
20	1	0	QPSK	22.77	22.78	23.02	24.15	0.2600
20	1	0	16-QAM	21.58	21.67	21.77	22.90	0.1950
Limit	EIRP < 1W			Result			Pass	

LTE Band 66 Maximum Average Power [dBm] (GT - LC = 1.13 dB)								
BW [MHz]	RB Size	RB Offset	Mod	Lowest	Middle	Highest	EIRP (dBm)	EIRP (W)
15	1	0	QPSK	22.60	22.64	22.89	24.02	0.2523
15	1	0	16-QAM	21.42	21.51	21.75	22.88	0.1941
Limit	EIRP < 1W			Result			Pass	

LTE Band 66 Maximum Average Power [dBm] (GT - LC = 1.13 dB)								
BW [MHz]	RB Size	RB Offset	Mod	Lowest	Middle	Highest	EIRP (dBm)	EIRP (W)
10	1	0	QPSK	22.69	22.59	22.99	24.12	0.2582
10	1	0	16-QAM	21.46	21.51	21.66	22.79	0.1901
Limit	EIRP < 1W			Result			Pass	

LTE Band 66 Maximum Average Power [dBm] (GT - LC = 1.13 dB)								
BW [MHz]	RB Size	RB Offset	Mod	Lowest	Middle	Highest	EIRP (dBm)	EIRP (W)
5	1	0	QPSK	22.70	22.68	22.87	24.00	0.2512
5	1	0	16-QAM	21.55	21.47	21.63	22.76	0.1888
Limit	EIRP < 1W			Result			Pass	

LTE Band 66 Maximum Average Power [dBm] (GT - LC = 1.13 dB)								
BW [MHz]	RB Size	RB Offset	Mod	Lowest	Middle	Highest	EIRP (dBm)	EIRP (W)
3	1	0	QPSK	22.70	22.64	22.91	24.04	0.2535
3	1	0	16-QAM	21.55	21.48	21.72	22.85	0.1928
Limit	EIRP < 1W			Result			Pass	

LTE Band 66 Maximum Average Power [dBm] (GT - LC = 1.13 dB)								
BW [MHz]	RB Size	RB Offset	Mod	Lowest	Middle	Highest	EIRP (dBm)	EIRP (W)
1.4	1	0	QPSK	22.22	22.37	22.45	23.58	0.2280
1.4	1	0	16-QAM	21.39	21.42	21.51	22.64	0.1837
Limit	EIRP < 1W			Result			Pass	



LTE Band 41C_CA Maximum Average Power [dBm] (GT - LC = 2.28 dB)										
BW [MHz]	PCC		SCC		Mod	Lowest	Middle	Highest	EIRP (dBm)	EIRP (W)
	RB Size	RB Offset	RB Size	RB Offset						
20+20	1	99	1	0	QPSK	22.75	22.67	22.76	25.04	0.3192
20+20	1	99	1	0	16-QAM	21.81	21.75	21.83	24.11	0.2576
20+15	1	99	1	0	QPSK	22.80	22.75	22.99	25.27	0.3365
20+15	1	99	1	0	16-QAM	21.88	21.82	22.06	24.34	0.2716
15+20	1	74	1	0	QPSK	22.51	22.56	22.65	24.93	0.3112
15+20	1	74	1	0	16-QAM	21.57	21.61	21.73	24.01	0.2518
Limit	EIRP < 2W					Result			Pass	

LTE Band 41C_CA Maximum Average Power [dBm] (GT - LC = 2.28 dB)										
BW [MHz]	PCC		SCC		Mod	Lowest	Middle	Highest	EIRP (dBm)	EIRP (W)
	RB Size	RB Offset	RB Size	RB Offset						
20+10	1	99	1	0	QPSK	22.77	22.74	22.72	25.05	0.3199
20+10	1	99	1	0	16-QAM	21.78	21.77	21.80	24.08	0.2559
10+20	1	49	1	0	QPSK	22.54	22.49	22.69	24.97	0.3141
10+20	1	49	1	0	16-QAM	21.60	21.57	21.77	24.05	0.2541
20+5	1	99	1	0	QPSK	22.58	22.54	22.53	24.86	0.3062
20+5	1	99	1	0	16-QAM	21.65	21.62	21.60	23.93	0.2472
Limit	EIRP < 2W					Result			Pass	

LTE Band 41C_CA Maximum Average Power [dBm] (GT - LC = 2.28 dB)										
BW [MHz]	PCC		SCC		Mod	Lowest	Middle	Highest	EIRP (dBm)	EIRP (W)
	RB Size	RB Offset	RB Size	RB Offset						
5+20	1	24	1	0	QPSK	22.38	22.39	22.65	24.93	0.3112
5+20	1	24	1	0	16-QAM	21.45	21.46	21.69	23.97	0.2495
15+10	1	74	1	0	QPSK	22.62	22.60	22.78	25.06	0.3206
15+10	1	74	1	0	16-QAM	21.69	21.65	21.86	24.14	0.2594
10+15	1	49	1	0	QPSK	22.56	22.53	22.85	25.13	0.3258
10+15	1	49	1	0	16-QAM	21.65	21.62	21.79	24.07	0.2553
Limit	EIRP < 2W					Result			Pass	

LTE Band 41C_CA Maximum Average Power [dBm] (GT - LC = 2.28 dB)										
BW [MHz]	PCC		SCC		Mod	Lowest	Middle	Highest	EIRP (dBm)	EIRP (W)
	RB Size	RB Offset	RB Size	RB Offset						
15+15	1	74	1	0	QPSK	22.70	22.68	22.91	25.19	0.3304
15+15	1	74	1	0	16-QAM	21.78	21.75	22.04	24.32	0.2704
Limit	EIRP < 2W					Result			Pass	



LTE Band 41C(HPUE)_CA Maximum Average Power [dBm] (GT - LC = 2.28 dB)										
BW [MHz]	PCC		SCC		Mod	Lowest	Middle	Highest	EIRP (dBm)	EIRP (W)
	RB Size	RB Offset	RB Size	RB Offset						
20+20	1	99	1	0	QPSK	25.67	25.61	25.72	28.00	0.6310
20+20	1	99	1	0	16-QAM	24.31	24.26	24.33	26.61	0.4581
20+15	1	99	1	0	QPSK	25.73	25.60	25.82	28.10	0.6457
20+15	1	99	1	0	16-QAM	24.40	24.28	24.44	26.72	0.4699
15+20	1	74	1	0	QPSK	25.52	25.53	25.45	27.81	0.6039
15+20	1	74	1	0	16-QAM	24.11	24.18	24.28	26.56	0.4529
Limit	EIRP < 2W					Result			Pass	

LTE Band 41C(HPUE)_CA Maximum Average Power [dBm] (GT - LC = 2.28 dB)										
BW [MHz]	PCC		SCC		Mod	Lowest	Middle	Highest	EIRP (dBm)	EIRP (W)
	RB Size	RB Offset	RB Size	RB Offset						
20+10	1	99	1	0	QPSK	25.47	25.49	25.30	27.77	0.5984
20+10	1	99	1	0	16-QAM	24.09	24.16	24.20	26.48	0.4446
10+20	1	49	1	0	QPSK	25.32	25.39	25.36	27.67	0.5848
10+20	1	49	1	0	16-QAM	23.96	24.05	24.16	26.44	0.4406
20+5	1	99	1	0	QPSK	25.50	25.58	24.97	27.86	0.6109
20+5	1	99	1	0	16-QAM	24.09	24.16	24.08	26.44	0.4406
Limit	EIRP < 2W					Result			Pass	

LTE Band 41C(HPUE)_CA Maximum Average Power [dBm] (GT - LC = 2.28 dB)										
BW [MHz]	PCC		SCC		Mod	Lowest	Middle	Highest	EIRP (dBm)	EIRP (W)
	RB Size	RB Offset	RB Size	RB Offset						
5+20	1	24	1	0	QPSK	25.25	25.49	25.33	27.77	0.5984
5+20	1	24	1	0	16-QAM	23.86	24.07	24.18	26.46	0.4426
15+10	1	74	1	0	QPSK	25.64	25.65	25.50	27.93	0.6209
15+10	1	74	1	0	16-QAM	24.73	24.73	24.84	27.12	0.5152
10+15	1	49	1	0	QPSK	25.41	25.49	25.54	27.82	0.6053
10+15	1	49	1	0	16-QAM	24.04	24.13	24.38	26.66	0.4634
Limit	EIRP < 2W					Result			Pass	

LTE Band 41C(HPUE)_CA Maximum Average Power [dBm] (GT - LC = 2.28 dB)										
BW [MHz]	PCC		SCC		Mod	Lowest	Middle	Highest	EIRP (dBm)	EIRP (W)
	RB Size	RB Offset	RB Size	RB Offset						
15+15	1	74	1	0	QPSK	25.58	25.60	25.55	27.88	0.6138
15+15	1	74	1	0	16-QAM	24.21	24.28	24.51	26.79	0.4775
Limit	EIRP < 2W					Result			Pass	



LTE Band 66B_CA Maximum Average Power [dBm] (GT - LC = 1.13 dB)										
BW [MHz]	PCC		SCC		Mod	Lowest	Middle	Highest	EIRP (dBm)	EIRP (W)
	RB Size	RB Offset	RB Size	RB Offset						
10+10	1	49	1	0	QPSK	22.29	22.28	22.26	23.42	0.2198
10+10	1	49	1	0	16-QAM	21.43	21.35	21.44	22.57	0.1807
15+5	1	74	1	0	QPSK	22.44	22.50	22.48	23.63	0.2307
15+5	1	74	1	0	16-QAM	21.62	21.64	21.65	22.78	0.1897
5+15	1	24	1	0	QPSK	22.55	22.55	22.58	23.71	0.2350
5+15	1	24	1	0	16-QAM	21.65	21.63	21.61	22.78	0.1897
Limit	EIRP < 1W					Result			Pass	

LTE Band 66B_CA Maximum Average Power [dBm] (GT - LC = 1.13 dB)										
BW [MHz]	PCC		SCC		Mod	Lowest	Middle	Highest	EIRP (dBm)	EIRP (W)
	RB Size	RB Offset	RB Size	RB Offset						
10+5	1	49	1	0	QPSK	22.36	22.31	22.21	23.49	0.2234
10+5	1	49	1	0	16-QAM	21.45	21.43	21.29	22.58	0.1811
5+10	1	24	1	0	QPSK	22.22	22.18	22.22	23.35	0.2163
5+10	1	24	1	0	16-QAM	21.38	21.32	21.45	22.58	0.1811
5+5	1	24	1	0	QPSK	22.33	22.32	22.35	23.48	0.2228
5+5	1	24	1	0	16-QAM	21.46	21.43	21.48	22.61	0.1824
Limit	EIRP < 1W					Result			Pass	

LTE Band 66C_CA Maximum Average Power [dBm] (GT - LC = 1.13 dB)										
BW [MHz]	PCC		SCC		Mod	Lowest	Middle	Highest	EIRP (dBm)	EIRP (W)
	RB Size	RB Offset	RB Size	RB Offset						
20+20	1	99	1	0	QPSK	22.23	22.19	22.23	23.36	0.2168
20+20	1	99	1	0	16-QAM	21.32	21.32	21.32	22.45	0.1758
20+15	1	74	1	0	QPSK	22.28	22.29	22.32	23.45	0.2213
20+15	1	74	1	0	16-QAM	21.42	21.39	21.45	22.58	0.1811
15+20	1	74	1	0	QPSK	22.27	22.30	22.31	23.44	0.2208
15+20	1	74	1	0	16-QAM	21.42	21.38	21.41	22.55	0.1799
Limit	EIRP < 1W					Result			Pass	

LTE Band 66C_CA Maximum Average Power [dBm] (GT - LC = 1.13 dB)										
BW [MHz]	PCC		SCC		Mod	Lowest	Middle	Highest	EIRP (dBm)	EIRP (W)
	RB Size	RB Offset	RB Size	RB Offset						
20+10	1	99	1	0	QPSK	22.14	22.11	22.23	23.36	0.2168
20+10	1	99	1	0	16-QAM	21.25	21.29	21.32	22.45	0.1758
10+20	1	49	1	0	QPSK	22.15	22.14	22.16	23.29	0.2133
10+20	1	49	1	0	16-QAM	21.26	21.26	21.23	22.39	0.1734
20+5	1	99	1	0	QPSK	22.11	22.15	22.18	23.31	0.2143
20+5	1	99	1	0	16-QAM	21.21	21.25	21.25	22.38	0.1730
Limit	EIRP < 1W					Result			Pass	



LTE Band 66C_CA Maximum Average Power [dBm] (GT - LC = 1.13 dB)										
BW [MHz]	PCC		SCC		Mod	Lowest	Middle	Highest	EIRP (dBm)	EIRP (W)
	RB Size	RB Offset	RB Size	RB Offset						
5+20	1	24	1	0	QPSK	22.16	22.15	22.19	23.32	0.2148
5+20	1	24	1	0	16-QAM	21.24	21.24	21.23	22.37	0.1726
Limit	EIRP < 1W					Result			Pass	

LTE Band 66C_CA Maximum Average Power [dBm] (GT - LC = 1.13 dB)										
BW [MHz]	PCC		SCC		Mod	Lowest	Middle	Highest	EIRP (dBm)	EIRP (W)
	RB Size	RB Offset	RB Size	RB Offset						
15+10	1	74	1	0	QPSK	22.25	22.28	22.34	23.47	0.2223
15+10	1	74	1	0	16-QAM	21.37	21.39	21.33	22.52	0.1786
10+15	1	49	1	0	QPSK	22.23	22.21	22.25	23.38	0.2178
10+15	1	49	1	0	16-QAM	21.35	21.32	21.32	22.48	0.1770
15+15	1	74	1	0	QPSK	22.34	22.33	22.36	23.49	0.2234
15+15	1	74	1	0	16-QAM	21.45	21.45	21.49	22.62	0.1828
Limit	EIRP < 1W					Result			Pass	



LTE Band 7C_CA Maximum Average Power [dBm] (GT - LC = 2.28 dB)										
BW [MHz]	PCC		SCC		Mod	Lowest	Middle	Highest	EIRP (dBm)	EIRP (W)
	RB Size	RB Offset	RB Size	RB Offset						
20+20	1	99	1	0	QPSK	21.79	22.01	22.07	24.35	0.2723
20+20	1	99	1	0	16-QAM	20.97	21.21	21.24	23.52	0.2249
20+15	1	99	1	0	QPSK	21.91	22.12	22.03	24.40	0.2754
20+15	1	99	1	0	16-QAM	20.95	21.27	21.18	23.55	0.2265
15+20	1	74	1	0	QPSK	21.91	22.08	22.16	24.44	0.2780
15+20	1	74	1	0	16-QAM	21.07	21.23	21.29	23.57	0.2275
Limit	EIRP < 2W					Result			Pass	

LTE Band 7C_CA Maximum Average Power [dBm] (GT - LC = 2.28 dB)										
BW [MHz]	PCC		SCC		Mod	Lowest	Middle	Highest	EIRP (dBm)	EIRP (W)
	RB Size	RB Offset	RB Size	RB Offset						
20+10	1	99	1	0	QPSK	21.79	22.05	21.94	24.33	0.2710
20+10	1	99	1	0	16-QAM	21.03	21.21	21.09	23.49	0.2234
10+20	1	74	1	0	QPSK	21.81	21.96	22.06	24.34	0.2716
10+20	1	74	1	0	16-QAM	20.99	21.09	21.22	23.50	0.2239
15+15	1	74	1	0	QPSK	21.92	22.13	22.08	24.41	0.2761
15+15	1	74	1	0	16-QAM	21.05	21.25	21.23	23.53	0.2254
Limit	EIRP < 2W					Result			Pass	

LTE Band 7C_CA Maximum Average Power [dBm] (GT - LC = 2.28 dB)										
BW [MHz]	PCC		SCC		Mod	Lowest	Middle	Highest	EIRP (dBm)	EIRP (W)
	RB Size	RB Offset	RB Size	RB Offset						
15+10	1	74	1	0	QPSK	21.77	22.05	21.98	24.33	0.2710
15+10	1	74	1	0	16-QAM	20.99	21.21	21.12	23.49	0.2234
Limit	EIRP < 2W					Result			Pass	

LTE Band 38C_CA Maximum Average Power [dBm] (GT - LC = 1.79 dB)										
BW [MHz]	PCC		SCC		Mod	Lowest	Middle	Highest	EIRP (dBm)	EIRP (W)
	RB Size	RB Offset	RB Size	RB Offset						
20+20	1	99	1	0	QPSK	22.16	22.25	22.26	24.05	0.2541
20+20	1	99	1	0	16-QAM	21.27	21.35	21.35	23.14	0.2061
15+15	1	74	1	0	QPSK	22.37	22.45	22.49	24.28	0.2679
15+15	1	74	1	0	16-QAM	21.52	21.57	21.58	23.37	0.2173
Limit	EIRP < 2W					Result			Pass	



Appendix B. Test Results of Radiated Test

<Sample 1>

<Main Antenna>

LTE Band 13

LTE Band 13 / 5MHz / QPSK									
Channel	Frequency (MHz)	ERP (dBm)	Limit (dBm)	Margin (dB)	SPA Reading (dBm)	S.G. Power (dBm)	TX Cable loss (dB)	TX Antenna Gain (dBi)	Polarization (H/V)
Lowest	1555	-62.05	-13	-49.05	-72.55	-68.81	0.51	9.42	H
	2332	-44.93	-13	-31.93	-59.88	-52.82	0.62	10.67	H
	3109	-58.27	-13	-45.27	-75.23	-66.80	0.74	11.43	H
									H
									H
									H
	1555	-61.95	-13.00	-48.95	-72.57	-68.71	0.51	9.42	V
	2332	-48.69	-13	-35.69	-63.92	-56.58	0.62	10.67	V
	3109	-57.75	-13	-44.75	-74.92	-66.28	0.74	11.43	V
									V
									V
									V
Middle	1560	-61.70	-42.15	-19.55	-72.18	-68.47	0.51	9.43	H
	2340	-44.88	-13	-31.88	-59.83	-52.78	0.62	10.67	H
	3119	-58.26	-13	-45.26	-75.24	-66.82	0.74	11.46	H
									H
									H
									H
	1560	-61.96	-42.15	-19.81	-72.56	-68.73	0.51	9.43	V
	2340	-47.81	-13	-34.81	-63.04	-55.71	0.62	10.67	V
	3119	-58.17	-13	-45.17	-75.37	-66.73	0.74	11.46	V
									V
									V
									V



Highest	1565	-61.96	-42.15	-19.81	-72.42	-68.74	0.52	9.44	H
	2347	-45.59	-13	-32.59	-60.53	-53.49	0.62	10.68	H
	3129	-58.52	-13	-45.52	-75.52	-67.11	0.74	11.49	H
									H
									H
									H
									H
	1565	-61.41	-42.15	-19.26	-72.00	-68.19	0.52	9.44	V
	2347	-44.76	-13	-31.76	-59.95	-52.66	0.62	10.68	V
	3129	-58.39	-13	-45.39	-75.63	-66.98	0.74	11.49	V
									V
									V
									V
									V

Remark: Spurious emissions within 30-1000MHz were found more than 20dB below limit line.



LTE Band 13 / 10MHz / QPSK									
Channel	Frequency (MHz)	ERP (dBm)	Limit (dBm)	Over Limit (dB)	SPA Reading (dBm)	S.G. Power (dBm)	TX Cable loss (dB)	TX Antenna Gain (dBi)	Polarization (H/V)
Middle	1555	-57.78	-13	-44.78	-68.29	-64.54	0.51	9.42	H
	2333	-44.83	-13	-31.83	-59.78	-52.72	0.62	10.67	H
	3110	-58.19	-13	-45.19	-75.16	-66.73	0.74	11.43	H
									H
									H
									H
									H
	1555	-60.52	-13	-47.52	-71.15	-67.28	0.51	9.42	V
	2333	-46.42	-13	-33.42	-61.65	-54.31	0.62	10.67	V
	3110	-58.19	-13	-45.19	-75.35	-66.73	0.74	11.43	V
									V
									V
									V
									V

Remark: Spurious emissions within 30-1000MHz were found more than 20dB below limit line.



LTE Band 25

LTE Band 25 / 20MHz / QPSK									
Channel	Frequency (MHz)	EIRP (dBm)	Limit (dBm)	Margin (dB)	SPA Reading (dBm)	S.G. Power (dBm)	TX Cable loss (dB)	TX Antenna Gain (dBi)	Polarization (H/V)
Lowest	3702	-56.45	-13	-43.45	-75.08	-62.82	5.93	12.30	H
	5553	-52.71	-13	-39.71	-76.44	-58.27	7.74	13.31	H
	7404	-47.80	-13	-34.80	-78.12	-50.28	8.72	11.20	H
									H
									H
									H
									H
	3702	-56.40	-13	-43.40	-75.08	-62.77	5.93	12.30	V
	5553	-51.86	-13	-38.86	-75.9	-57.42	7.74	13.31	V
	7404	-48.27	-13	-35.27	-78.5	-50.75	8.72	11.20	V
									V
									V
									V
									V
Middle	3742	-55.55	-13	-42.55	-74.26	-61.89	5.96	12.30	H
	5613	-53.75	-13	-40.75	-77.31	-59.38	7.79	13.43	H
	7484	-48.12	-13	-35.12	-78.23	-50.57	8.75	11.20	H
									H
									H
									H
									H
	3742	-56.21	-13	-43.21	-75.01	-62.55	5.96	12.30	V
	5613	-52.59	-13	-39.59	-76.62	-58.22	7.79	13.43	V
	7484	-47.92	-13	-34.92	-77.96	-50.37	8.75	11.20	V
									V
									V
									V
									V
								V	



Highest	3792	-55.39	-13	-42.39	-74.18	-61.68	6.01	12.30	H
	5688	-53.42	-13	-40.42	-77.14	-59.07	7.85	13.50	H
	7584	-47.99	-13	-34.99	-77.59	-50.73	8.80	11.54	H
									H
									H
									H
									H
	3792	-56.08	-13	-43.08	-75	-62.37	6.01	12.30	V
	5688	-51.65	-13	-38.65	-75.82	-57.3	7.85	13.50	V
	7584	-47.38	-13	-34.38	-77.58	-50.12	8.80	11.54	V
									V
									V
									V
									V

Remark: Spurious emissions within 30-1000MHz were found more than 20dB below limit line.



LTE Band 38 HPUE

LTE Band 38 HPUE/ 20MHz / QPSK									
Channel	Frequency (MHz)	EIRP (dBm)	Limit (dBm)	Margin (dB)	SPA Reading (dBm)	S.G. Power (dBm)	TX Cable loss (dB)	TX Antenna Gain (dBi)	Polarization (H/V)
Lowest	5142	-54.97	-25	-29.97	-77.5	-59.9	7.55	12.48	H
	7713	-47.56	-25	-22.56	-77.16	-50.43	8.86	11.73	H
	10284	-42.87	-25	-17.87	-76.91	-43.76	10.24	11.13	H
									H
									H
									H
									H
	5142	-54.96	-25	-29.96	-77.5	-59.89	7.55	12.48	V
	7713	-47.23	-25	-22.23	-77.1	-50.1	8.86	11.73	V
	10284	-43.45	-25	-18.45	-76.92	-44.34	10.24	11.13	V
									V
									V
									V
									V
Middle	5172	-54.62	-25	-29.62	-77.26	-59.73	7.56	12.68	H
	7758	-47.16	-25	-22.16	-76.8	-50.1	8.88	11.82	H
	10344	-42.89	-25	-17.89	-76.91	-43.57	10.29	10.97	H
									H
									H
									H
									H
	5172	-54.92	-25	-29.92	-77.55	-60.03	7.56	12.68	V
	7758	-47.38	-25	-22.38	-77.1	-50.32	8.88	11.82	V
	10344	-43.37	-25	-18.37	-76.93	-44.05	10.29	10.97	V
									V
									V
									V
									V
								V	



Highest	5202	-54.93	-25	-29.93	-77.68	-60.27	7.57	12.91	H
	7803	-47.86	-25	-22.86	-77.53	-50.85	8.90	11.89	H
	10404	-43.16	-25	-18.16	-77.17	-43.62	10.34	10.80	H
									H
									H
									H
									H
	5202	-55.00	-25	-30.00	-77.73	-60.34	7.57	12.91	V
	7803	-47.73	-25	-22.73	-77.3	-50.72	8.90	11.89	V
	10404	-43.63	-25	-18.63	-77.24	-44.09	10.34	10.80	V
									V
									V
									V
									V

Remark: Spurious emissions within 30-1000MHz were found more than 20dB below limit line.



LTE Band 41 HPUE

LTE Band 41 HPUE / 20MHz / QPSK									
Channel	Frequency (MHz)	EIRP (dBm)	Limit (dBm)	Margin (dB)	SPA Reading (dBm)	S.G. Power (dBm)	TX Cable loss (dB)	TX Antenna Gain (dBi)	Polarization (H/V)
Lowest	4994	-55.05	-25	-30.05	-77.1	-60.28	7.48	12.71	H
	7491	-48.02	-25	-23.02	-78.11	-50.46	8.76	11.20	H
	9988	-44.14	-25	-19.14	-78.18	-45.21	10.01	11.08	H
									H
									H
									H
									H
	4994	-54.77	-25	-29.77	-76.87	-60	7.48	12.71	V
	7491	-48.02	-25	-23.02	-78.04	-50.46	8.76	11.20	V
	9988	-45.03	-25	-20.03	-78.16	-46.1	10.01	11.08	V
									V
									V
									V
									V
Middle	5168	-54.86	-25	-29.86	-77.48	-59.94	7.56	12.64	H
	7752	-47.55	-25	-22.55	-77.18	-50.48	8.88	11.80	H
	10336	-43.06	-25	-18.06	-77.09	-43.77	10.29	10.99	H
									H
									H
									H
									H
	5168	-55.20	-25	-30.20	-77.82	-60.28	7.56	12.64	V
	7752	-45.28	-25	-20.28	-75.01	-48.21	8.88	11.80	V
	10336	-43.82	-25	-18.82	-77.36	-44.53	10.29	10.99	V
									V
									V
									V
									V



Highest	5342	-55.44	-25	-30.44	-79.06	-61.37	7.63	13.57	H
	8013	-47.06	-25	-22.06	-77.16	-49.34	9.00	11.27	H
	10684	-43.96	-25	-18.96	-77.96	-44.39	10.49	10.92	H
									H
									H
									H
									H
	5342	-55.07	-25	-30.07	-78.6	-61	7.63	13.57	V
	8013	-44.97	-25	-19.97	-75.08	-47.25	9.00	11.27	V
	10684	-44.18	-25	-19.18	-78.04	-44.61	10.49	10.92	V
									V
									V
									V
									V

Remark: Spurious emissions within 30-1000MHz were found more than 20dB below limit line.



LTE Band CA 41C HPUE

LTE Band CA 41C HPUE/ 20MHz+20MHz / QPSK+QPSK									
Channel	Frequency (MHz)	EIRP (dBm)	Limit (dBm)	Margin (dB)	SPA Reading (dBm)	S.G. Power (dBm)	TX Cable loss (dB)	TX Antenna Gain (dBi)	Polarization (H/V)
Lowest	5028	-54.40	-25	-29.40	-76.53	-59.54	7.50	12.64	H
	7544	-47.87	-25	-22.87	-77.69	-50.47	8.78	11.38	H
	10058.4	-43.67	-25	-18.67	-77.76	-44.83	10.06	11.22	H
									H
									H
									H
									H
	5028	-54.25	-25	-29.25	-76.42	-59.39	7.50	12.64	V
	7544	-47.49	-25	-22.49	-77.59	-50.09	8.78	11.38	V
	10058.4	-44.39	-25	-19.39	-77.62	-45.55	10.06	11.22	V
									V
									V
									V
									V
Middle	5184	-54.51	-25	-29.51	-77.19	-59.71	7.57	12.77	H
	7776	-46.97	-25	-21.97	-76.61	-49.94	8.89	11.85	H
	10366.1	-42.92	-25	-17.92	-76.94	-43.51	10.31	10.90	H
									H
									H
									H
									H
	5184	-54.60	-25	-29.60	-77.27	-59.8	7.57	12.77	V
	7776	-47.25	-25	-22.25	-76.9	-50.22	8.89	11.85	V
	10366.1	-43.38	-25	-18.38	-76.96	-43.97	10.31	10.90	V
									V
									V
									V
									V
								V	



Highest	5340	-54.29	-25	-29.29	-77.91	-60.22	7.63	13.56	H
	8010	-46.47	-25	-21.47	-76.57	-48.75	9.00	11.28	H
	10673.8	-43.19	-25	-18.19	-77.19	-43.63	10.49	10.93	H
									H
									H
									H
									H
	5340	-54.38	-25	-29.38	-77.9	-60.31	7.63	13.56	V
	8010	-46.34	-25	-21.34	-76.45	-48.62	9.00	11.28	V
	10673.8	-43.47	-25	-18.47	-77.32	-43.91	10.49	10.93	V
									V
									V
									V
									V

Remark: Spurious emissions within 30-1000MHz were found more than 20dB below limit line.



LTE Band 66

LTE Band 66 / 20MHz / QPSK									
Channel	Frequency (MHz)	EIRP (dBm)	Limit (dBm)	Margin (dB)	SPA Reading (dBm)	S.G. Power (dBm)	TX Cable loss (dB)	TX Antenna Gain (dBi)	Polarization (H/V)
Lowest	3422	-57.42	-13	-44.42	-75.26	-64.25	5.67	12.50	H
	5133	-54.63	-13	-41.63	-77.13	-59.55	7.55	12.47	H
	6844	-49.95	-13	-36.95	-78.45	-53.72	8.44	12.21	H
									H
									H
									H
									H
	3422	-57.08	-13	-44.08	-75.4	-63.91	5.67	12.50	V
	5133	-54.65	-13	-41.65	-77.16	-59.57	7.55	12.47	V
	6844	-49.67	-13	-36.67	-78.12	-53.44	8.44	12.21	V
									V
									V
									V
									V
Middle	3507	-56.61	-13	-43.61	-75.12	-63.22	5.75	12.36	H
	5261	-55.07	-13	-42.07	-78.2	-60.71	7.60	13.24	H
	7015	-48.95	-13	-35.95	-76.85	-52.20	8.56	11.81	H
									H
									H
									H
									H
	3507	-56.55	-13	-43.55	-75.35	-63.16	5.75	12.36	V
	5261	-54.82	-13	-41.82	-77.9	-60.46	7.60	13.24	V
	7015	-48.12	-13	-35.12	-77.12	-51.37	8.56	11.81	V
									V
									V
									V
									V



Highest	3557	-56.48	-13	-43.48	-75.39	-62.79	5.79	12.10	H
	5336	-54.99	-13	-41.99	-76.87	-60.90	7.63	13.54	H
	7115	-48.68	-13	-35.68	-77.37	-51.45	8.60	11.37	H
									H
									H
									H
									H
	3557	-56.44	-13	-43.44	-75.37	-62.75	5.79	12.10	V
	5336	-55.10	-13	-42.10	-77.83	-61.01	7.63	13.54	V
	7115	-48.01	-13	-35.01	-77.78	-50.78	8.60	11.37	V
									V
									V
									V
									V

Remark: Spurious emissions within 30-1000MHz were found more than 20dB below limit line.



LTE Band 66B

LTE Band 66B / 10MHz+10MHz / QPSK									
Channel	Frequency (MHz)	EIRP (dBm)	Limit (dBm)	Margin (dB)	SPA Reading (dBm)	S.G. Power (dBm)	TX Cable loss (dB)	TX Antenna Gain (dBi)	Polarization (H/V)
Lowest	3437	-57.32	-13	-44.32	-75.29	-64.14	5.68	12.50	H
	5156	-54.75	-13	-41.75	-77.34	-59.74	7.56	12.55	H
	6875	-49.64	-13	-36.64	-77.99	-53.28	8.46	12.10	H
									H
									H
									H
									H
	3437	-56.83	-13	-43.83	-75.25	-63.65	5.68	12.50	V
	5156	-54.35	-13	-41.35	-76.94	-59.34	7.56	12.55	V
	6875	-49.36	-13	-36.36	-77.91	-53.00	8.46	12.10	V
									V
									V
									V
									V
Middle	3465	-57.33	-13	-44.33	-75.54	-64.09	5.71	12.47	H
	5197	-52.80	-13	-39.80	-75.52	-58.10	7.57	12.88	H
	6930	-49.71	-13	-36.71	-77.81	-53.15	8.50	11.94	H
									H
									H
									H
									H
	3465	-56.66	-13	-43.66	-75.25	-63.42	5.71	12.47	V
	5197	-52.41	-13	-39.41	-75.12	-57.71	7.57	12.88	V
	6930	-48.82	-13	-35.82	-77.55	-52.26	8.50	11.94	V
									V
									V
									V
									V



Highest	3490	-57.15	-13	-44.15	-75.59	-63.84	5.73	12.42	H
	5235	-55.09	-13	-42.09	-78.05	-60.61	7.59	13.11	H
	6980	-49.32	-13	-36.32	-77.19	-52.68	8.54	11.90	H
									H
									H
									H
									H
	3490	-56.85	-13	-43.85	-75.62	-63.54	5.73	12.42	V
	5235	-54.99	-13	-41.99	-77.92	-60.51	7.59	13.11	V
	6980	-48.15	-13	-35.15	-77.04	-51.51	8.54	11.90	V
									V
									V
									V
									V
								V	

Remark: Spurious emissions within 30-1000MHz were found more than 20dB below limit line.



LTE Band 66C

LTE Band 66C / 20MHz+20MHz / QPSK									
Channel	Frequency (MHz)	EIRP (dBm)	Limit (dBm)	Margin (dB)	SPA Reading (dBm)	S.G. Power (dBm)	TX Cable loss (dB)	TX Antenna Gain (dBi)	Polarization (H/V)
Lowest	3437	-57.34	-13	-44.34	-75.31	-64.16	5.68	12.50	H
	5156	-54.63	-13	-41.63	-77.22	-59.62	7.56	12.55	H
	6875	-49.66	-13	-36.66	-78.01	-53.30	8.46	12.10	H
									H
									H
									H
									H
	3437	-56.93	-13	-43.93	-75.35	-63.75	5.68	12.50	V
	5156	-54.56	-13	-41.56	-77.15	-59.55	7.56	12.55	V
	6875	-49.37	-13	-36.37	-77.92	-53.01	8.46	12.10	V
									V
									V
									V
									V
Middle	3456	-57.04	-13	-44.04	-75.25	-63.83	5.70	12.49	H
	5184	-54.66	-13	-41.66	-77.38	-59.86	7.57	12.77	H
	6912	-49.57	-13	-36.57	-77.67	-53.06	8.49	11.98	H
									H
									H
									H
									H
	3456	-56.94	-13	-43.94	-75.53	-63.73	5.70	12.49	V
	5184	-54.94	-13	-41.94	-77.65	-60.14	7.57	12.77	V
	6912	-49.12	-13	-36.12	-77.85	-52.61	8.49	11.98	V
									V
									V
									V
									V



Highest	3490	-56.80	-13	-43.80	-75.24	-63.49	5.73	12.42	H
	5235	-54.74	-13	-41.74	-77.7	-60.26	7.59	13.11	H
	6980	-49.53	-13	-36.53	-77.4	-52.89	8.54	11.90	H
									H
									H
									H
									H
	3490	-56.80	-13	-43.80	-75.57	-63.49	5.73	12.42	V
	5235	-55.02	-13	-42.02	-77.95	-60.54	7.59	13.11	V
	6980	-47.87	-13	-34.87	-76.76	-51.23	8.54	11.90	V
									V
									V
									V
									V
								V	

Remark: Spurious emissions within 30-1000MHz were found more than 20dB below limit line.



<MIMO2 Antenna>

LTE Band 25

LTE Band 25 / 20MHz / QPSK									
Channel	Frequency (MHz)	EIRP (dBm)	Limit (dBm)	Margin (dB)	SPA Reading (dBm)	S.G. Power (dBm)	TX Cable loss (dB)	TX Antenna Gain (dBi)	Polarization (H/V)
Lowest	3702	-55.86	-13	-42.86	-74.49	-62.23	5.93	12.30	H
	5553	-51.72	-13	-38.72	-75.45	-57.28	7.74	13.31	H
	7404	-47.67	-13	-34.67	-77.99	-50.15	8.72	11.20	H
									H
									H
									H
	3702	-55.96	-13	-42.96	-74.64	-62.33	5.93	12.30	V
	5553	-51.22	-13	-38.22	-75.26	-56.78	7.74	13.31	V
	7404	-47.82	-13	-34.82	-78.05	-50.3	8.72	11.20	V
									V
									V
									V
Middle	3742	-55.60	-13	-42.60	-74.31	-61.94	5.96	12.30	H
	5613	-48.44	-13	-35.44	-72.01	-54.07	7.79	13.43	H
	7484	-47.90	-13	-34.90	-78.02	-50.35	8.75	11.20	H
									H
									H
									H
	3742	-54.89	-13	-41.89	-73.69	-61.23	5.96	12.30	V
	5613	-50.82	-13	-37.82	-74.86	-56.45	7.79	13.43	V
	7484	-47.61	-13	-34.61	-77.65	-50.06	8.75	11.20	V
									V
									V
									V



Highest	3792	-56.75	-13	-43.75	-75.54	-63.04	6.01	12.30	H
	5688	-46.73	-13	-33.73	-70.45	-52.38	7.85	13.50	H
	7584	-48.16	-13	-35.16	-77.76	-50.9	8.80	11.54	H
									H
									H
									H
									H
	3792	-55.57	-13	-42.57	-74.49	-61.86	6.01	12.30	V
	5688	-47.17	-13	-34.17	-71.34	-52.82	7.85	13.50	V
	7584	-47.27	-13	-34.27	-77.47	-50.01	8.80	11.54	V
									V
									V
									V
									V

Remark: Spurious emissions within 30-1000MHz were found more than 20dB below limit line.



LTE Band 38 HPUE

LTE Band 38 HPUE / 20MHz / QPSK									
Channel	Frequency (MHz)	EIRP (dBm)	Limit (dBm)	Margin (dB)	SPA Reading (dBm)	S.G. Power (dBm)	TX Cable loss (dB)	TX Antenna Gain (dBi)	Polarization (H/V)
Lowest	5142	-54.73	-25	-29.73	-77.26	-59.66	7.55	12.48	H
	7713	-47.69	-25	-22.69	-77.29	-50.56	8.86	11.73	H
	10284	-43.18	-25	-18.18	-77.22	-44.07	10.24	11.13	H
									H
									H
									H
									H
	5142	-54.80	-25	-29.80	-77.34	-59.73	7.55	12.48	V
	7713	-47.42	-25	-22.42	-77.27	-50.29	8.86	11.73	V
	10284	-43.73	-25	-18.73	-77.2	-44.62	10.24	11.13	V
									V
									V
									V
									V
Middle	5172	-55.25	-25	-30.25	-77.89	-60.36	7.56	12.68	H
	7758	-47.69	-25	-22.69	-77.33	-50.63	8.88	11.82	H
	10344	-43.25	-25	-18.25	-77.27	-43.93	10.29	10.97	H
									H
									H
									H
									H
	5172	-54.69	-25	-29.69	-77.32	-59.8	7.56	12.68	V
	7758	-47.50	-25	-22.50	-77.22	-50.44	8.88	11.82	V
	10344	-43.75	-25	-18.75	-77.31	-44.43	10.29	10.97	V
									V
									V
									V
									V



Highest	5202	-55.12	-25	-30.12	-77.87	-60.46	7.57	12.91	H
	7803	-47.45	-25	-22.45	-77.12	-50.44	8.90	11.89	H
	10404	-42.77	-25	-17.77	-76.78	-43.23	10.34	10.80	H
									H
									H
									H
									H
	5202	-54.83	-25	-29.83	-77.56	-60.17	7.57	12.91	V
	7803	-47.95	-25	-22.95	-77.52	-50.94	8.90	11.89	V
	10404	-43.46	-25	-18.46	-77.07	-43.92	10.34	10.80	V
									V
									V
									V
									V
								V	

Remark: Spurious emissions within 30-1000MHz were found more than 20dB below limit line.



LTE Band 41 HPUE

LTE Band 41 HPUE / 20MHz / QPSK									
Channel	Frequency (MHz)	EIRP (dBm)	Limit (dBm)	Margin (dB)	SPA Reading (dBm)	S.G. Power (dBm)	TX Cable loss (dB)	TX Antenna Gain (dBi)	Polarization (H/V)
Lowest	4992	-54.13	-25	-29.13	-76.18	-59.37	7.47	12.72	H
	7491	-47.07	-25	-22.07	-77.16	-49.51	8.76	11.20	H
	9986	-42.86	-25	-17.86	-76.9	-43.93	10.01	11.07	H
									H
									H
									H
									H
	4992	-54.18	-25	-29.18	-76.29	-59.42	7.47	12.72	V
	7491	-47.29	-25	-22.29	-77.31	-49.73	8.76	11.20	V
	9986	-44.00	-25	-19.00	-77.13	-45.07	10.01	11.07	V
									V
									V
									V
									V
Middle	5166	-53.67	-25	-28.67	-76.29	-58.74	7.56	12.63	H
	7752	-46.71	-25	-21.71	-76.34	-49.64	8.88	11.80	H
	10329.9	-42.90	-25	-17.90	-76.93	-43.63	10.28	11.01	H
									H
									H
									H
									H
	5166	-53.76	-25	-28.76	-76.38	-58.83	7.56	12.63	V
	7752	-46.47	-25	-21.47	-76.2	-49.4	8.88	11.80	V
	10329.9	-43.47	-25	-18.47	-77.01	-44.2	10.28	11.01	V
									V
									V
									V
									V
								V	



Highest	5340	-54.14	-25	-29.14	-77.76	-60.07	7.63	13.56	H
	8013	-46.16	-25	-21.16	-76.26	-48.44	9.00	11.27	H
	10691.9	-43.33	-25	-18.33	-77.33	-43.75	10.49	10.91	H
									H
									H
									H
									H
	5340	-54.40	-25	-29.40	-77.92	-60.33	7.63	13.56	V
	8013	-46.04	-25	-21.04	-76.16	-48.32	9.00	11.27	V
	10691.9	-43.23	-25	-18.23	-77.09	-43.65	10.49	10.91	V
									V
									V
									V
									V

Remark: Spurious emissions within 30-1000MHz were found more than 20dB below limit line.



LTE Band CA 41C HPUE

LTE Band CA_41C HPUE / 20MHz+20MHz / QPSK+QPSK									
Channel	Frequency (MHz)	EIRP (dBm)	Limit (dBm)	Margin (dB)	SPA Reading (dBm)	S.G. Power (dBm)	TX Cable loss (dB)	TX Antenna Gain (dBi)	Polarization (H/V)
Lowest	5028	-54.22	-25	-29.22	-76.35	-59.36	7.50	12.64	H
	7544	-47.37	-25	-22.37	-77.19	-49.97	8.78	11.38	H
	10058.4	-43.19	-25	-18.19	-77.28	-44.35	10.06	11.22	H
									H
									H
									H
									H
	5028	-54.16	-25	-29.16	-76.33	-59.3	7.50	12.64	V
	7544	-46.88	-25	-21.88	-76.98	-49.48	8.78	11.38	V
	10058.4	-44.15	-25	-19.15	-77.38	-45.31	10.06	11.22	V
									V
									V
									V
									V
Middle	5184	-53.93	-25	-28.93	-76.61	-59.13	7.57	12.77	H
	7776	-46.66	-25	-21.66	-76.3	-49.63	8.89	11.85	H
	10366.1	-42.75	-25	-17.75	-76.77	-43.34	10.31	10.90	H
									H
									H
									H
									H
	5184	-54.07	-25	-29.07	-76.74	-59.27	7.57	12.77	V
	7776	-46.93	-25	-21.93	-76.58	-49.9	8.89	11.85	V
	10366.1	-43.19	-25	-18.19	-76.77	-43.78	10.31	10.90	V
									V
									V
									V
									V
								V	



Highest	5340	-54.06	-25	-29.06	-77.68	-59.99	7.63	13.56	H
	8010	-45.94	-25	-20.94	-76.04	-48.22	9.00	11.28	H
	10673.8	-42.88	-25	-17.88	-76.88	-43.32	10.49	10.93	H
									H
									H
									H
									H
	5340	-54.19	-25	-29.19	-77.71	-60.12	7.63	13.56	V
	8010	-46.06	-25	-21.06	-76.17	-48.34	9.00	11.28	V
	10673.8	-43.37	-25	-18.37	-77.22	-43.81	10.49	10.93	V
									V
									V
									V
									V

Remark: Spurious emissions within 30-1000MHz were found more than 20dB below limit line.



LTE Band 66

LTE Band 66 / 20MHz / QPSK									
Channel	Frequency (MHz)	EIRP (dBm)	Limit (dBm)	Margin (dB)	SPA Reading (dBm)	S.G. Power (dBm)	TX Cable loss (dB)	TX Antenna Gain (dBi)	Polarization (H/V)
Lowest	3422	-57.09	-13	-44.09	-74.93	-63.92	5.67	12.50	H
	5133	-54.83	-13	-41.83	-77.33	-59.75	7.55	12.47	H
	6844	-49.93	-13	-36.93	-78.43	-53.70	8.44	12.21	H
									H
									H
									H
									H
	3422	-56.82	-13	-43.82	-75.14	-63.65	5.67	12.50	V
	5133	-54.72	-13	-41.72	-77.23	-59.64	7.55	12.47	V
	6844	-49.50	-13	-36.50	-77.95	-53.27	8.44	12.21	V
									V
									V
									V
									V
Middle	3507	-56.71	-13	-43.71	-75.22	-63.32	5.75	12.36	H
	5261	-55.13	-13	-42.13	-78.26	-60.77	7.60	13.24	H
	7015	-49.43	-13	-36.43	-77.33	-52.68	8.56	11.81	H
									H
									H
									H
									H
	3507	-56.79	-13	-43.79	-75.59	-63.40	5.75	12.36	V
	5261	-55.36	-13	-42.36	-78.44	-61.00	7.60	13.24	V
	7015	-47.97	-13	-34.97	-76.97	-51.22	8.56	11.81	V
									V
									V
									V
									V
								V	



Highest	3557	-56.70	-13	-43.70	-75.19	-63.01	5.79	12.10	H
	5336	-54.85	-13	-41.85	-78.44	-60.76	7.63	13.54	H
	7115	-48.56	-13	-35.56	-77.23	-51.33	8.60	11.37	H
									H
									H
									H
									H
	3557	-56.66	-13	-43.66	-75.25	-62.97	5.79	12.10	V
	5336	-55.25	-13	-42.25	-78.75	-61.16	7.63	13.54	V
	7115	-48.17	-13	-35.17	-77.46	-50.94	8.60	11.37	V
									V
									V
									V
									V

Remark: Spurious emissions within 30-1000MHz were found more than 20dB below limit line.



LTE Band 66B

LTE Band 66B / 10MHz+10MHz / QPSK									
Channel	Frequency (MHz)	EIRP (dBm)	Limit (dBm)	Margin (dB)	SPA Reading (dBm)	S.G. Power (dBm)	TX Cable loss (dB)	TX Antenna Gain (dBi)	Polarization (H/V)
Lowest	3437	-57.06	-13	-44.06	-75.02	-63.88	5.68	12.50	H
	5156	-53.94	-13	-40.94	-76.53	-58.93	7.56	12.55	H
	6875	-48.10	-13	-35.10	-76.46	-51.74	8.46	12.10	H
									H
									H
									H
									H
	3437	-56.74	-13	-43.74	-75.15	-63.56	5.68	12.50	V
	5156	-54.02	-13	-41.02	-76.61	-59.01	7.56	12.55	V
	6875	-48.80	-13	-35.80	-77.35	-52.44	8.46	12.10	V
									V
									V
									V
									V
Middle	3464	-56.98	-13	-43.98	-75.18	-63.75	5.71	12.47	H
	5196	-53.09	-13	-40.09	-75.81	-58.39	7.57	12.87	H
	6928	-49.12	-13	-36.12	-77.23	-52.56	8.50	11.94	H
									H
									H
									H
									H
	3464	-56.70	-13	-43.70	-75.29	-63.47	5.71	12.47	V
	5196	-51.42	-13	-38.42	-74.13	-56.72	7.57	12.87	V
	6928	-48.45	-13	-35.45	-77.17	-51.89	8.50	11.94	V
									V
									V
									V
									V
								V	



Highest	3490	-56.55	-13	-43.55	-74.98	-63.24	5.73	12.42	H
	5235	-54.45	-13	-41.45	-77.41	-59.97	7.59	13.11	H
	6980	-48.76	-13	-35.76	-76.62	-52.12	8.54	11.90	H
									H
									H
									H
									H
	3490	-56.09	-13	-43.09	-74.86	-62.78	5.73	12.42	V
	5235	-54.27	-13	-41.27	-77.2	-59.79	7.59	13.11	V
	6980	-47.88	-13	-34.88	-76.77	-51.24	8.54	11.90	V
									V
									V
									V
									V
								V	

Remark: Spurious emissions within 30-1000MHz were found more than 20dB below limit line.



LTE Band 66C

LTE Band 66C / 20MHz+20MHz / QPSK									
Channel	Frequency (MHz)	EIRP (dBm)	Limit (dBm)	Margin (dB)	SPA Reading (dBm)	S.G. Power (dBm)	TX Cable loss (dB)	TX Antenna Gain (dBi)	Polarization (H/V)
Lowest	3457	-57.02	-13	-44.02	-75.16	-63.81	5.70	12.49	H
	5186	-53.91	-13	-40.91	-76.6	-59.13	7.57	12.79	H
	6915	-49.18	-13	-36.18	-77.35	-52.66	8.49	11.97	H
									H
									H
									H
									H
	3457	-56.62	-13	-43.62	-75.17	-63.41	5.70	12.49	V
	5186	-54.05	-13	-41.05	-76.73	-59.27	7.57	12.79	V
	6915	-48.82	-13	-35.82	-77.5	-52.30	8.49	11.97	V
									V
									V
									V
									V
Middle	3508	-56.89	-13	-43.89	-75.4	-63.49	5.75	12.35	H
	5262	-54.10	-13	-41.10	-77.23	-59.75	7.60	13.25	H
	7016	-48.50	-13	-35.50	-76.4	-51.75	8.56	11.80	H
									H
									H
									H
									H
	3508	-56.60	-13	-43.60	-75.39	-63.20	5.75	12.35	V
	5262	-53.98	-13	-40.98	-77.06	-59.63	7.60	13.25	V
	7016	-47.76	-13	-34.76	-76.76	-51.01	8.56	11.80	V
									V
									V
									V
									V
								V	



Highest	3522	-56.49	-13	-43.49	-74.99	-63.00	5.76	12.27	H
	5280	-53.91	-13	-40.91	-77.16	-59.62	7.61	13.32	H
	7040	-48.67	-13	-35.67	-76.75	-51.76	8.57	11.66	H
									H
									H
									H
									H
	3522	-56.28	-13	-43.28	-75.02	-62.79	5.76	12.27	V
	5280	-53.46	-13	-40.46	-76.65	-59.17	7.61	13.32	V
	7040	-47.47	-13	-34.47	-76.53	-50.56	8.57	11.66	V
									V
									V
									V
									V

Remark: Spurious emissions within 30-1000MHz were found more than 20dB below limit line.



<Sample 2>

<Main Antenna>

LTE Band CA 5B

LTE Band CA_5B / 10MHz+10MHz / QPSK+QPSK									
Channel	Frequency (MHz)	ERP (dBm)	Limit (dBm)	Margin (dB)	SPA Reading (dBm)	S.G. Power (dBm)	TX Cable loss (dB)	TX Antenna Gain (dBi)	Polarization (H/V)
Lowest	1667	-63.04	-13	-50.04	-73.72	-66.59	3.90	9.60	H
	2501	-57.96	-13	-44.96	-71.72	-61.59	4.83	10.61	H
	3335	-58.76	-13	-45.76	-75.82	-63.36	5.59	12.34	H
									H
									H
									H
	1667	-62.91	-13	-49.91	-73.71	-66.46	3.90	9.60	V
	2501	-57.93	-13	-44.93	-73.12	-61.56	4.83	10.61	V
	3335	-58.09	-13	-45.09	-75.65	-62.69	5.59	12.34	V
									V
									V
									V
Middle	1673	-62.64	-13	-49.64	-73.34	-66.22	3.91	9.64	H
	2509	-57.31	-13	-44.31	-72.09	-60.98	4.84	10.65	H
	3346	-58.44	-13	-45.44	-75.5	-63.08	5.60	12.38	H
									H
									H
									H
	1673	-62.95	-13	-49.95	-73.77	-66.53	3.91	9.64	V
	2509	-56.80	-13	-43.80	-71.98	-60.47	4.84	10.65	V
	3346	-57.98	-13	-44.98	-75.54	-62.62	5.60	12.38	V
									V
									V
									V



Highest	1678	-62.96	-13	-49.96	-73.68	-66.56	3.92	9.67	H
	2517	-55.43	-13	-42.43	-70.22	-59.14	4.85	10.70	H
	3356	-58.60	-13	-45.60	-75.65	-63.25	5.61	12.41	H
									H
									H
									H
									H
	1678	-62.56	-13	-49.56	-73.41	-66.16	3.92	9.67	V
	2517	-58.50	-13	-45.50	-73.66	-62.21	4.85	10.70	V
	3356	-58.12	-13	-45.12	-75.68	-62.77	5.61	12.41	V
									V
									V
									V
									V
								V	

Remark: Spurious emissions within 30-1000MHz were found more than 20dB below limit line.



LTE Band 26

LTE Band 26 / 15MHz / QPSK									
Channel	Frequency (MHz)	ERP (dBm)	Limit (dBm)	Margin (dB)	SPA Reading (dBm)	S.G. Power (dBm)	TX Cable loss (dB)	TX Antenna Gain (dBi)	Polarization (H/V)
Lowest	1649	-63.42	-13	-50.42	-74.01	-66.88	3.88	9.49	H
	2474	-53.58	-13	-40.58	-68.38	-57.18	4.80	10.55	H
	3299	-59.07	-13	-46.07	-76.14	-63.56	5.56	12.19	H
									H
									H
									H
									H
	1649	-63.61	-13	-50.61	-74.33	-67.07	3.88	9.49	V
	2474	-51.53	-13	-38.53	-66.68	-55.13	4.80	10.55	V
	3299	-58.43	-13	-45.43	-75.98	-62.92	5.56	12.19	V
									V
									V
									V
									V
Middle	1659	-63.63	-13	-50.63	-74.27	-67.14	3.89	9.55	H
	2489	-53.91	-13	-40.91	-68.68	-57.52	4.82	10.58	H
	3319	-58.76	-13	-45.76	-75.83	-63.31	5.57	12.28	H
									H
									H
									H
									H
	1659	-62.95	-13	-49.95	-73.72	-66.46	3.89	9.55	V
	2489	-53.01	-13	-40.01	-68.19	-56.62	4.82	10.58	V
	3319	-58.63	-13	-45.63	-76.19	-63.18	5.57	12.28	V
									V
									V
									V
									V



Highest	1669	-63.40	-13	-50.40	-74.09	-66.96	3.91	9.61	H
	2504	-53.92	-13	-40.92	-68.69	-57.56	4.83	10.62	H
	3339	-58.71	-13	-45.71	-75.78	-63.32	5.59	12.36	H
									H
									H
									H
									H
	1669	-62.44	-13	-49.44	-73.25	-66	3.91	9.61	V
	2504	-52.01	-13	-39.01	-67.2	-55.65	4.83	10.62	V
	3339	-58.18	-13	-45.18	-75.75	-62.79	5.59	12.36	V
									V
									V
									V
									V

Remark: Spurious emissions within 30-1000MHz were found more than 20dB below limit line.



LTE Band 12

LTE Band 12 / 10MHz / QPSK									
Channel	Frequency (MHz)	ERP (dBm)	Limit (dBm)	Margin (dB)	SPA Reading (dBm)	S.G. Power (dBm)	TX Cable loss (dB)	TX Antenna Gain (dBi)	Polarization (H/V)
Lowest	1399	-63.66	-13.00	-50.66	-73.82	-65.33	3.57	7.39	H
	2098	-49.70	-13.00	-36.70	-63.52	-52.87	4.40	9.72	H
	2798	-59.28	-13.00	-46.28	-75.43	-63.03	5.10	11.00	H
	3497	-53.90	-13.00	-40.90	-71.80	-58.42	5.74	12.41	H
									H
									H
									H
	1399	-63.53	-13.00	-50.53	-73.71	-65.20	3.57	7.39	V
	2098	-53.32	-13.00	-40.32	-67.66	-56.49	4.40	9.72	V
	2798	-59.21	-13.00	-46.21	-75.53	-62.96	5.10	11.00	V
	3497	-56.17	-13.00	-43.17	-74.38	-60.69	5.74	12.41	V
									V
									V
									V
Middle	1406	-63.46	-13.00	-50.46	-73.66	-65.15	3.58	7.42	H
	2109	-50.85	-13.00	-37.85	-64.78	-53.92	4.41	9.63	H
	2812	-59.09	-13.00	-46.09	-75.28	-62.83	5.11	11.00	H
	3515	-55.30	-13.00	-42.30	-73.21	-59.71	5.75	12.31	H
									H
									H
									H
	1406	-63.53	-13.00	-50.53	-73.75	-65.22	3.58	7.42	V
	2109	-51.79	-13.00	-38.79	-66.26	-54.86	4.41	9.63	V
	2812	-58.94	-13.00	-45.94	-75.28	-62.68	5.11	11.00	V
	3515	-56.11	-13.00	-43.11	-74.27	-60.52	5.75	12.31	V
									V
									V
									V



Highest	1413	-63.80	-13.00	-50.80	-74.04	-65.51	3.59	7.45	H
	2119	-51.76	-13.00	-38.76	-65.82	-54.74	4.42	9.55	H
	2826	-58.97	-13.00	-45.97	-75.21	-62.70	5.12	11.00	H
	3532	-54.42	-13.00	-41.42	-72.31	-58.71	5.77	12.21	H
									H
									H
									H
	1413	-63.46	-13.00	-50.46	-73.73	-65.17	3.59	7.45	V
	2119	-51.64	-13.00	-38.64	-66.25	-54.62	4.42	9.55	V
	2826	-58.97	-13.00	-45.97	-75.34	-62.70	5.12	11.00	V
	3532	-55.15	-13.00	-42.15	-73.23	-59.44	5.77	12.21	V
									V
									V
									V

Remark: Spurious emissions within 30-1000MHz were found more than 20dB below limit line.



LTE Band 71

LTE Band 71 / 20MHz / QPSK									
Channel	Frequency (MHz)	ERP (dBm)	Limit (dBm)	Margin (dB)	SPA Reading (dBm)	S.G. Power (dBm)	TX Cable loss (dB)	TX Antenna Gain (dBi)	Polarization (H/V)
Lowest	1328	-63.75	-13	-50.75	-73.19	-67.13	3.47	6.86	H
	1992	-58.81	-13	-45.81	-71.45	-64.73	4.28	10.20	H
	2656	-59.38	-13	-46.38	-74.67	-65.21	4.97	10.80	H
									H
									H
									H
									H
	1328	-63.89	-13	-50.89	-73.34	-67.27	3.47	6.86	V
	1992	-60.83	-13	-47.83	-73.84	-66.75	4.28	10.20	V
	2656	-59.59	-13	-46.59	-74.97	-65.42	4.97	10.80	V
									V
									V
									V
									V
Middle	1348	-63.05	-13	-50.05	-72.74	-66.45	3.50	6.90	H
	2022	-60.99	-13	-47.99	-73.93	-66.88	4.31	10.20	H
	2696	-59.60	-13	-46.60	-75.13	-65.39	5.01	10.80	H
									H
									H
									H
									H
	1348	-63.13	-13	-50.13	-72.78	-66.53	3.50	6.90	V
	2022	-59.82	-13	-46.82	-73.18	-65.71	4.31	10.20	V
	2696	-59.37	-13	-46.37	-75.01	-65.16	5.01	10.80	V
									V
									V
									V
									V



Highest	1358	-63.40	-13	-50.40	-73.17	-66.87	3.51	6.98	H
	2037	-58.71	-13	-45.71	-71.82	-64.58	4.33	10.20	H
	2716	-59.36	-13	-46.36	-75.01	-65.17	5.02	10.83	H
									H
									H
									H
									H
	1358	-63.06	-13	-50.06	-72.82	-66.53	3.51	6.98	V
	2037	-60.95	-13	-47.95	-74.5	-66.82	4.33	10.20	V
	2716	-59.13	-13	-46.13	-74.87	-64.94	5.02	10.83	V
									V
									V
									V
									V

Remark: Spurious emissions within 30-1000MHz were found more than 20dB below limit line.



LTE Band 7

LTE Band 7 / 20MHz / QPSK									
Channel	Frequency (MHz)	EIRP (dBm)	Limit (dBm)	Margin (dB)	SPA Reading (dBm)	S.G. Power (dBm)	TX Cable loss (dB)	TX Antenna Gain (dBi)	Polarization (H/V)
Lowest	5004	-55.57	-25	-30.57	-77.61	-60.77	7.49	12.69	H
	7503	-48.94	-25	-23.94	-78.99	-51.39	8.76	11.21	H
	10004.1	-44.56	-25	-19.56	-78.65	-45.65	10.01	11.11	H
									H
									H
									H
									H
	5004	-55.56	-25	-30.56	-77.64	-60.76	7.49	12.69	V
	7503	-48.59	-25	-23.59	-78.58	-51.04	8.76	11.21	V
	10004.1	-44.87	-25	-19.87	-78.03	-45.96	10.01	11.11	V
									V
									V
									V
									V
Middle	5052	-55.39	-25	-30.39	-77.6	-60.47	7.51	12.59	H
	7578	-48.82	-25	-23.82	-78.46	-51.54	8.80	11.51	H
	10112.7	-44.39	-25	-19.39	-78.46	-45.59	10.10	11.30	H
									H
									H
									H
									H
	5052	-55.46	-25	-30.46	-77.71	-60.54	7.51	12.59	V
	7578	-48.50	-25	-23.50	-78.69	-51.22	8.80	11.51	V
	10112.7	-44.90	-25	-19.90	-78.18	-46.1	10.10	11.30	V
									V
									V
									V
									V



Highest	5100	-55.56	-25	-30.56	-77.94	-60.43	7.53	12.40	H
	7653	-48.53	-25	-23.53	-78.08	-51.4	8.83	11.70	H
	10203.2	-43.93	-25	-18.93	-77.98	-45.05	10.18	11.29	H
									H
									H
									H
									H
	5100	-55.70	-25	-30.70	-78.1	-60.57	7.53	12.40	V
	7653	-48.25	-25	-23.25	-78.3	-51.12	8.83	11.70	V
	10203.2	-44.56	-25	-19.56	-77.95	-45.68	10.18	11.29	V
									V
									V
									V
									V

Remark: Spurious emissions within 30-1000MHz were found more than 20dB below limit line.



LTE Band CA 7C

LTE Band CA_7C / 20MHz+20MHz / QPSK+QPSK									
Channel	Frequency (MHz)	EIRP (dBm)	Limit (dBm)	Margin (dB)	SPA Reading (dBm)	S.G. Power (dBm)	TX Cable loss (dB)	TX Antenna Gain (dBi)	Polarization (H/V)
Lowest	5040	-55.51	-25	-30.51	-77.68	-60.62	7.51	12.62	H
	7556	-48.38	-25	-23.38	-78.13	-51.02	8.79	11.42	H
	10076.5	-43.78	-25	-18.78	-77.86	-44.96	10.07	11.25	H
									H
									H
									H
									H
	5040	-55.59	-25	-30.59	-77.8	-60.7	7.51	12.62	V
	7556	-48.35	-25	-23.35	-78.47	-50.99	8.79	11.42	V
	10076.5	-45.37	-25	-20.37	-78.61	-46.55	10.07	11.25	V
									V
									V
									V
									V
Middle	5070	-55.62	-25	-30.62	-77.89	-60.62	7.52	12.52	H
	7605	-49.34	-25	-24.34	-78.86	-52.14	8.81	11.61	H
	10148.9	-44.04	-25	-19.04	-78.11	-45.21	10.13	11.30	H
									H
									H
									H
									H
	5070	-55.73	-25	-30.73	-78.03	-60.73	7.52	12.52	V
	7605	-48.59	-25	-23.59	-78.81	-51.39	8.81	11.61	V
	10148.9	-44.59	-25	-19.59	-77.93	-45.76	10.13	11.30	V
									V
									V
									V
									V
								V	



Highest	5100	-55.14	-25	-30.14	-77.52	-60.01	7.53	12.40	H
	7647	-48.63	-25	-23.63	-78.18	-51.5	8.83	11.69	H
	10203.2	-43.90	-25	-18.90	-77.95	-45.02	10.18	11.29	H
									H
									H
									H
									H
	5100	-55.55	-25	-30.55	-77.94	-60.42	7.53	12.40	V
	7647	-48.23	-25	-23.23	-78.32	-51.1	8.83	11.69	V
	10203.2	-44.67	-25	-19.67	-78.06	-45.79	10.18	11.29	V
									V
									V
									V
									V

Remark: Spurious emissions within 30-1000MHz were found more than 20dB below limit line.



<MIMO2 Antenna>

LTE Band 7

LTE Band 7 / 20MHz / QPSK									
Channel	Frequency (MHz)	EIRP (dBm)	Limit (dBm)	Margin (dB)	SPA Reading (dBm)	S.G. Power (dBm)	TX Cable loss (dB)	TX Antenna Gain (dBi)	Polarization (H/V)
Lowest	5002	-55.40	-25	-30.40	-77.44	-60.61	7.49	12.70	H
	7503	-48.24	-25	-23.24	-78.29	-50.69	8.76	11.21	H
	10004	-44.42	-25	-19.42	-78.51	-45.51	10.01	11.11	H
									H
									H
									H
	5002	-55.33	-25	-30.33	-77.41	-60.54	7.49	12.70	V
	7503	-48.99	-25	-23.99	-78.99	-51.44	8.76	11.21	V
	10004	-45.59	-25	-20.59	-78.75	-46.68	10.01	11.11	V
									V
									V
									V
Middle	5052	-54.81	-25	-29.81	-77.02	-59.89	7.51	12.59	H
	7578	-48.77	-25	-23.77	-78.41	-51.49	8.80	11.51	H
	10104	-44.27	-25	-19.27	-78.34	-45.47	10.10	11.30	H
									H
									H
									H
	5052	-55.39	-25	-30.39	-77.64	-60.47	7.51	12.59	V
	7578	-48.15	-25	-23.15	-78.34	-50.87	8.80	11.51	V
	10104	-44.49	-25	-19.49	-77.77	-45.69	10.10	11.30	V
									V
									V
									V



Highest	5102	-55.21	-25	-30.21	-77.59	-60.08	7.53	12.40	H
	7653	-48.53	-25	-23.53	-78.08	-51.4	8.83	11.70	H
	10204	-43.96	-25	-18.96	-78.01	-45.07	10.18	11.29	H
									H
									H
									H
									H
	5102	-55.11	-25	-30.11	-77.51	-59.98	7.53	12.40	V
	7653	-48.16	-25	-23.16	-78.22	-51.03	8.83	11.70	V
	10204	-44.22	-25	-19.22	-77.61	-45.33	10.18	11.29	V
									V
									V
									V
									V

Remark: Spurious emissions within 30-1000MHz were found more than 20dB below limit line.



LTE Band CA 7C

LTE Band CA_7C / 20MHz+20MHz / QPSK+QPSK									
Channel	Frequency (MHz)	EIRP (dBm)	Limit (dBm)	Margin (dB)	SPA Reading (dBm)	S.G. Power (dBm)	TX Cable loss (dB)	TX Antenna Gain (dBi)	Polarization (H/V)
Lowest	5039	-56.08	-25	-31.08	-78.25	-61.2	7.51	12.62	H
	7559	-49.24	-25	-24.24	-78.97	-51.89	8.79	11.44	H
	10079	-45.05	-25	-20.05	-79.13	-46.23	10.07	11.26	H
									H
									H
									H
									H
	5039	-55.36	-25	-30.36	-77.56	-60.48	7.51	12.62	V
	7559	-49.16	-25	-24.16	-79.3	-51.81	8.79	11.44	V
	10079	-45.55	-25	-20.55	-78.8	-46.73	10.07	11.26	V
									V
									V
									V
									V
Middle	5070	-56.23	-25	-31.23	-78.5	-61.23	7.52	12.52	H
	7605	-49.52	-25	-24.52	-79.04	-52.32	8.81	11.61	H
	10140	-44.34	-25	-19.34	-78.41	-45.52	10.12	11.30	H
									H
									H
									H
									H
	5070	-56.18	-25	-31.18	-78.48	-61.18	7.52	12.52	V
	7605	-48.72	-25	-23.72	-78.94	-51.52	8.81	11.61	V
	10140	-45.56	-25	-20.56	-78.88	-46.74	10.12	11.30	V
									V
									V
									V
									V
								V	



Highest	5100	-56.49	-25	-31.49	-78.87	-61.36	7.53	12.40	H
	7650	-49.16	-25	-24.16	-78.72	-52.03	8.83	11.70	H
	10200	-44.66	-25	-19.66	-78.72	-45.79	10.17	11.30	H
									H
									H
									H
									H
	5100	-56.47	-25	-31.47	-78.86	-61.34	7.53	12.40	V
	7650	-48.71	-25	-23.71	-78.79	-51.58	8.83	11.70	V
	10200	-45.06	-25	-20.06	78.45	-46.19	10.17	11.30	V
									V
									V
									V
									V
								V	

Remark: Spurious emissions within 30-1000MHz were found more than 20dB below limit line.