

**503L top mount fridge, silver with Autosense smart cooling function, FreshSeal™ sealed crisper with humidity control, Twist & Serve ice maker and 4-star energy rating**



## Product Details

### FEATURES

---

AutoSense Autosense adapts to enhance performance.	Dual DeliFresh Drawer Dual DeliFresh Drawer keeps favourites cooler longer.	FreshSeal Crisper	Twist Ice & Serve Dispenser
FlexStor™ Adjustable Door Bins	Flat Door Design	LED lighting	Multi-flow Air Delivery
Temperature sensor	Frost free	Door alarm	Rear rollers
Adjustable front rollers	Hidden hinges	Inverter technology	Egg tray

---

### BENEFITS

---

**AutoSense: Smarter Cooling**  
Autosense function enables more efficient operation and optimised performance by adapting to your habits, learning your fridge usage patterns, and adjusting its temperature accordingly.

**FreshSeal Crispers**  
Keep food fresher for longer with our FreshSeal Crispers. They have advanced seals and humidity control, giving you better flexibility to look after your food correctly. Our seals assist in preventing moisture loss, while the humidity control lets you provide a better environment for fresher tasting food.

**Perfect for family favourites**  
Whether you have a party coming up or love your deli meats and cheeses, there's plenty of space for all of your favorites. The Dual DeliFresh Drawer compartment stays cooler than the rest of the fridge, with active cold air circulation to keep your favourites at their best for longer.

**Twist Ice & Serve Dispenser**  
Whether it's for an afternoon juice or a whisky on the rocks, our easy access twist ice dispenser and tray allows you to just twist and serve ice simply.

#### Quieter, energy-efficient fridge

For a quieter, more energy-efficient home our inverter technology adjusts to your fridges cooling needs, keeping the temperature just right for your fruits and vegetables while using less energy.\*Tests by Eurofins Thailand Laboratory on compressor running noise level.\*\*Internal tested single speed compressor compared to inverter compressor.

#### Multi-Flow Air Delivery System

Fresher food means tastier food. The Westinghouse Multi-Flow Air Delivery System keeps the temperature stable so every ingredient in the fridge stays fresher for longer.

# Specifications

## PRODUCT PROFILE

Domestic warranty details (yrs)	2
Additional domestic warranty for the sealed refrigeration system only (yrs)	3
Refrigerator Type	top mount
Exterior door finish	Silver
Handle design	integrated
Fridge door opening	right
Cooling system	frost free
Refrigerant	R600a
Compressor	Inverter

## DIMENSIONS

Total height (mm)	1725
Cabinet height (mm)	1705
Total width (mm)	796
Cabinet width (mm)	790
Total depth (mm)	723
Cabinet depth (mm)	641
Depth door open 90degree (mm)	1457
Air space above cabinet (mm)	90
Food Compartment Capacity (L) - AS/NZS 4474.1 2007 (IEC 62552-2015) *	384
Freezer Compartment Capacity (L) - AS/NZS 4474.1 2007 (IEC 62552-2015) *	119
Total Capacity (L) - AS/NZS 4474.1 2007 (IEC 62552-2015) *	503

## ENERGY

---

Energy Star Rating - AS/NZS 4474.1 2007 (IEC 62552- 2015) *	4
---	---

---

Energy Consumption (kWh/year) - AS/NZS 4474.1 2007 (IEC 62552- 2015) *	358
--	-----

---

## FOOD COMPARTMENT

---

### CHILLER COMPARTMENT

---

Large compartment	1
-------------------	---

---

Small compartment	1
-------------------	---

---

## CRISPERS

---

Crisper lid/shelf	glass
-------------------	-------

---

Crispers Runner system	suspended
------------------------	-----------

---

Full width crisper	1
--------------------	---

---

Crisper features	humidity controlled,fully sealed
------------------	----------------------------------

---

## REFRIGERATOR SYSTEM

---

Controls	manual
----------	--------

---

Controls location	internal
-------------------	----------

---

Control functions	Autosense
-------------------	-----------

---

Door alarm	fridge
------------	--------

---

## SHELVING

---

Shelf material	glass
----------------	-------

---

Type of shelf	spill safe shelf,adjustable shelf
---------------	-----------------------------------

---

## LIGHTING

---

Feature lighting	LED
------------------	-----

---

Main light	LED
------------	-----

---

## OTHER PROPERTIES

---

Other Properties-FOOD COMPARTMENT	Egg tray
--------------------------------------	----------

---

## FREEZER COMPARTMENT

---

### ICE FACILITY

---

Ice Maker	Twist & Serve
-----------	---------------

---

## FREEZER DOOR

---

### INTERNAL

---

Freezer door bins - full width	1
-----------------------------------	---

---

Seals	fixed,mould resistant
-------	-----------------------

---

## FOOD COMPARTMENT DOOR

---

### BINS

---

Deep bottle bin	1
-----------------	---

---

Shallow bin	1
-------------	---

---

## SHELVING

---

Shelving	glass shelf
----------	-------------

---

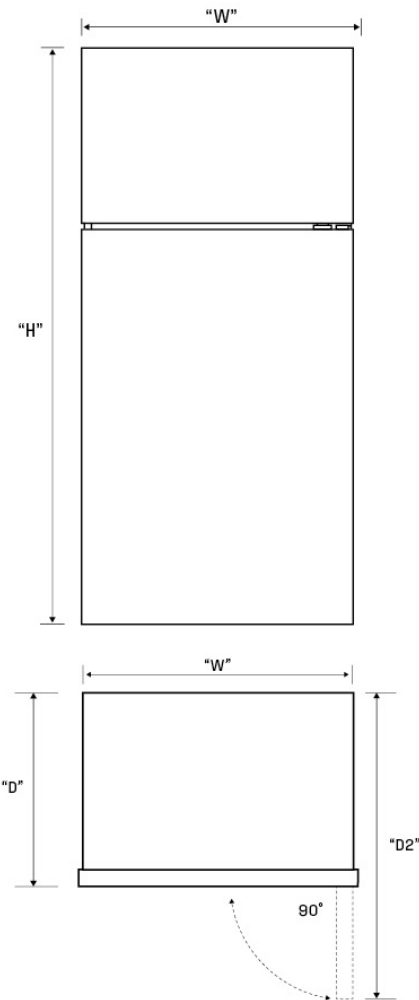
Type of shelf	spill safe shelf
---------------	------------------

---

# Dimensions

## Large Top Mount Fridges

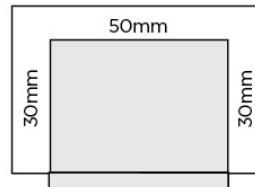
WTM5002SD/WD/WE  
WTM4302WD



**IMPORTANT**

These dimensions are a guide only. All measurements are in millimetres (mm). For complete installation instructions, refer to the manual provided with product.

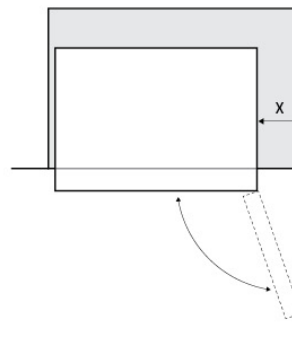
© 2024 Electrolux Home Products Pty Ltd. WHS\_DIM\_LargeTM\_Nov24  
® and Westinghouse are trademarks of Westinghouse Electric Corporation. All Rights Reserved.



**Please note:** Doors are designed to sit proud of cabinetry (not flush).

Model	X
WTM4302	430mm
WTM5002	455mm

When positioned in a corner area, spacing a minimum of Xmm (distance depends of the model as per the table above) on the hinge side will allow the doors to open enough to enable the removal of shelves.



Dimensions	Product Height (H)	Product Width (W)	Product Depth (D)	Product Depth (D2) (Door Open)
WTM5002SD/WD	1725	796	723	1457
WTM4302WD	1725	699	723	1360
WTM5002WE	1725	796	727	1457

Airspace	Side - both	Top	Behind
WTM5002SD/WD	30	90	50
WTM4302WD	30	90	50
WTM5002WE	30	90	50

# Terms and Conditions

## IMPORTANT

This is a guide of product dimensions only. For complete installation instructions, refer to the manual provided with product.

## PRODUCT INFORMATION

The descriptors and illustrations in this publication apply to the specific products and models described as at the date of issue. Under our policy of continuous product development, product specifications may change without notice. Prospective purchasers should therefore check with their retailer to ensure this publication correctly describes the products that are being offered for sale. All information supplied is to be used for general reference purposes only and is on the understanding that Electrolux Home Products Pty Ltd (Australia) and Electrolux (NZ) Ltd (New Zealand) will not be liable for any loss, liability or damage of whatever kind arising as a result of reliance on such information. Colours of products illustrated are as close as printing limitations allow. Electrolux will at all times comply with its obligations pursuant to law including Trade Practices (Australian Consumer Law) Act and Regulations.

## WARRANTY

This warranty only applies to Appliances purchased and used in Australia or New Zealand and used in normal domestic applications and is in addition to (and does not exclude, restrict, or modify in any way) any non-excludable statutory warranties in Australia or New Zealand. All warranties are subject to the conditions set out in the warranty card accompanying the product when purchased.

### ELECTROLUX HOME PRODUCTS AUSTRALIA

telephone: 1300 363 640

fax: 1800 350 067

email: [customercare@electrolux.com.au](mailto:customercare@electrolux.com.au)

web: [www.electrolux.com.au](http://www.electrolux.com.au)

### ELECTROLUX HOME PRODUCTS NEW ZEALAND

telephone: 09 573 2230

fax: 09 573 2221

email: [customercare@electrolux.co.nz](mailto:customercare@electrolux.co.nz)

web: [www.electrolux.co.nz](http://www.electrolux.co.nz)