



8/16/24-Port Gigabit Switch

TL-SG1008 / TL-SG1016D / TL-SG1024D

Overview

The TL-SG1008/TL-SG1016D/TL-SG1024D Gigabit Ethernet Switch provides you with a high-performance, low-cost, easy-to-use, seamless and standard upgrade to improve old network to 1000Mbps network. All 8/16/24 ports support auto MDI/MDIX, no need to worry about the cable type, simply plug and play. Moreover, with the innovative energy-efficient technology, the TL-SG1008/TL-SG1016D/TL-SG1024D can save up to 75%/40%/40%* of the power consumption and 80% of the packaging material can be recycled, making it an eco-friendly solution for your business network.

Green Technology

- Saving power 75%/40%/40%
- Recyclable packaging material

High Performance

- IEEE 802.3x flow control
- Non-blocking switching architecture
- 16/32/48 Gbps Switching Capacity
- Store and forward
- Auto-MDI/MDIX
- Auto-negotiation
- MAC address auto-learning and auto-aging
- 10KB Jumbo frame

Easy to use

- Plug and Play design
- Quiet/Fanless design



8/16/24-Port Gigabit Switch

TL-SG1008 / TL-SG1016D / TL-SG1024D

TP-LINK Green Technology

This new generation TL-SG1008/TL-SG1016D/TL-SG1024D Gigabit Switch features the latest innovative energy-efficient technologies that can greatly expand your network capacity with much less power. It automatically adjusts power consumption according to the link status and cable length to limit the carbon footprint of your network. It also complies with the EU'S RoHS, prohibiting the use of certain hazardous materials. Besides, 80% of the packaging material can be recycled.

High Performance

All 8/16/24 ports are Gigabit RJ-45 ports which can provide large file transferring and also be compatible with 10Mbps and 100Mbps Ethernet devices. Featuring non-blocking switching architecture, TL-SG1008/TL-SG1016D/TL-SG1024D forwards and filters packets at full wire-speed for maximum throughput. With 10KB Jumbo frame, the performance of large files transfers is improved significantly. And IEEE 802.3x flow control for Full Duplex mode and backpressure for Half Duplex mode alleviate the traffic congestion and make The TL-SG1008/TL-SG1016D/TL-SG1024D work reliably. It's a perfect choice to update your network to Gigabit while protecting your previous investment properly.




Easy to Use

The auto features of this gigabit switch make installation plug and play and hassle-free. No configuring is required. Auto MDI/MDIX eliminates the need for crossover cables. Auto-negotiation on each port senses the link speed of a network device (10, 100, or 1000 Mbps) and intelligently adjusts for compatibility and optimal performance.



- Details:<http://www.tp-link.com/support/Localesupport.asp>
- German/Austrian/Swiss users are not included

Specifications:

Product Picture			
Model	TL-SG1008	TL-SG1016D	TL-SG1024D
Standards	IEEE 802.3, IEEE 802.3u, IEEE 802.3x	IEEE 802.3, IEEE 802.3u, IEEE 802.3x	IEEE 802.3, IEEE 802.3u, IEEE 802.3x
Network Ports	8*10/100/1000Mbps RJ45 ports	16*10/100/1000Mbps RJ45 ports	24*10/100/1000Mbps RJ45 ports
Auto Negotiation	YES	YES	YES
Auto MDI/MDIX	YES	YES	YES
Systems	Windows 2000/XP/Vista/7 Linux/MAC OS	Windows 2000/XP/Vista/7 Linux/MAC OS	Windows 2000/XP/Vista/7 Linux/MAC OS
Forwarding Mode	Store and Forward	Store and Forward	Store and Forward
Switch Capacity	16 Gbps	32 Gbps	48 Gbps
MAC Address Table	8 K	8 K	8 K
Jumbo Frame	10 KB	10 KB	10 KB
Flow Control	YES	YES	YES
Fanless	YES	YES	YES
Green Technology	YES	YES	YES
EEE	NO	YES	YES
Power Saving	Up to 75%	Up to 40%	Up to 40%
LED	Power, 1000Mbps, Link/Act	Power, 1000Mbps, Link/Act	Power, 1000Mbps, Link/Act
Dimensions	294*180*44 mm	294*180*44 mm	294*180*44 mm
Operating Temperature	0°C~40°C (32°F~104°F)	0°C~40°C (32°F~104°F)	0°C~40°C (32°F~104°F)
Storage Temperature	-40°C~70°C (-40°F~158°F)	-40°C~70°C (-40°F~158°F)	-40°C~70°C (-40°F~158°F)
Operating Humidity	10%~90% non-condensing	10%~90% non-condensing	10%~90% non-condensing
Storage Humidity	5%~90% non-condensing	5%~90% non-condensing	5%~90% non-condensing
Ordering Information	8-Port Gigabit switch	16-Port Gigabit switch	24-Port Gigabit switch

* Maximum power savings when compared to a TP-LINK conventional switch, the real saving rate may vary based on the usage condition.