

Twilight switch

NightmatIQ and NightmatIQ Plus

Design meets smart comfort.

- Straightforward design and outstanding application convenience
- Changeover from previously manually switched luminaires to automatic light control adapted to the twilight
- Ideal for house fronts, gardens, shop windows and other areas
- Individual setting of the twilight threshold

Additional features of the IQ Plus version




- Wireless networking with Bluetooth mesh luminaires
- Individual time settings, night saving mode as well as a teach function for the twilight threshold conveniently with the Steinel Connect app



NightmatIQ








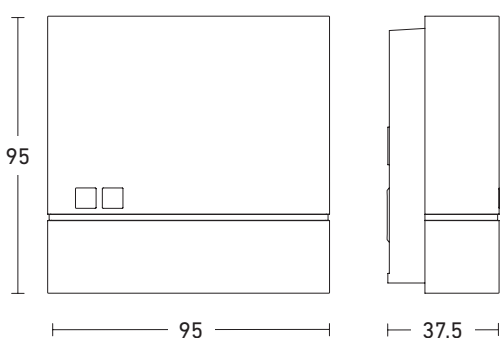




NightmatIQ Plus

 <p>Light On Light Off</p> <p>Light on automatically in the evening, off in the morning</p>	 <p>Networking, setting and operating via the free STEINEL Connect App (only with IQ Plus)</p>	 <p>Protection class IP54</p>
---	---	--

Twilight switch

NightmatIQ and NightmatIQ Plus



 <p>1 – 75 Lux 1 – 1000 Lux (IQ Plus)</p>	 <p>Ideal 2 m Mounting height</p>	 <p>Settings via App (IQ Plus only)</p>	 <p>Energy saving</p>	 <p>IP54</p>	
<p>TEACH</p> <p>Teach mode (IQ Plus only)</p>			<p>Technical data NightmatIQ and NightmatIQ Plus</p> <p>Dimensions 95 x 95 x 37,5 mm Mains connection 220 – 240 V, 50 / 60 Hz Mounting Wall Protection class IP54 Mounting height 1,80 – 4 m Twilight setting 1 – 75 lx Twilight setting (IQ Plus) 1 – 1000 lx</p> <p>Ordering data</p> <p>NightmatIQ anthracite 4007841 066130 NightmatIQ white 4007841 066147 NightmatIQ Plus anthracite 4007841 066116 NightmatIQ Plus white 4007841 066123</p>		
<p>1000 W 250 W (LED)</p> <p>1000 W max. (LED-ready)</p>					
<p>Other twilight switches:</p>		 <p>Nightmatic 3000 Vario</p>	 <p>Nightmatic 2000</p>	  <p>New STEINEL Connect App for Bluetooth Mesh Connect standard</p> 