

# 天线测试报告

## Antenna Testing report

日期  
DATE: 2023.05.08

版本  
REV.: V01

客 户  
CUSTOMER: 同维

客 户 料 号  
CUSTOMER P/N:

品 名  
PART NAME: DZS5228XG

供 方 料 号  
SUPPLIER P/N:

送样日期 Date:

送样数量 Q'TY:

客户确认 CUSTOMER APPROVED BY		
工程研发部	生产采购部	承认
ENGINEER R&D DEPT	BUSSINESS DEPT	APPROVED BY

供方确认 SUPPLIER SIGNATURE		
研发部	工程部	批准
ENGINEER R&D DEPT	ENGINEER R&D DEPT	APPROVAL
TongLong Xiang	<i>Tom</i>	Huiping Feng

# CONTENTS

<b>Item</b>	<b>Description</b>	<b>Page</b>
<b>1.</b>	<b>.....cover.....</b>	<b>1</b>
<b>2.</b>	<b>.....Test Report .....</b>	<b>5-32</b>

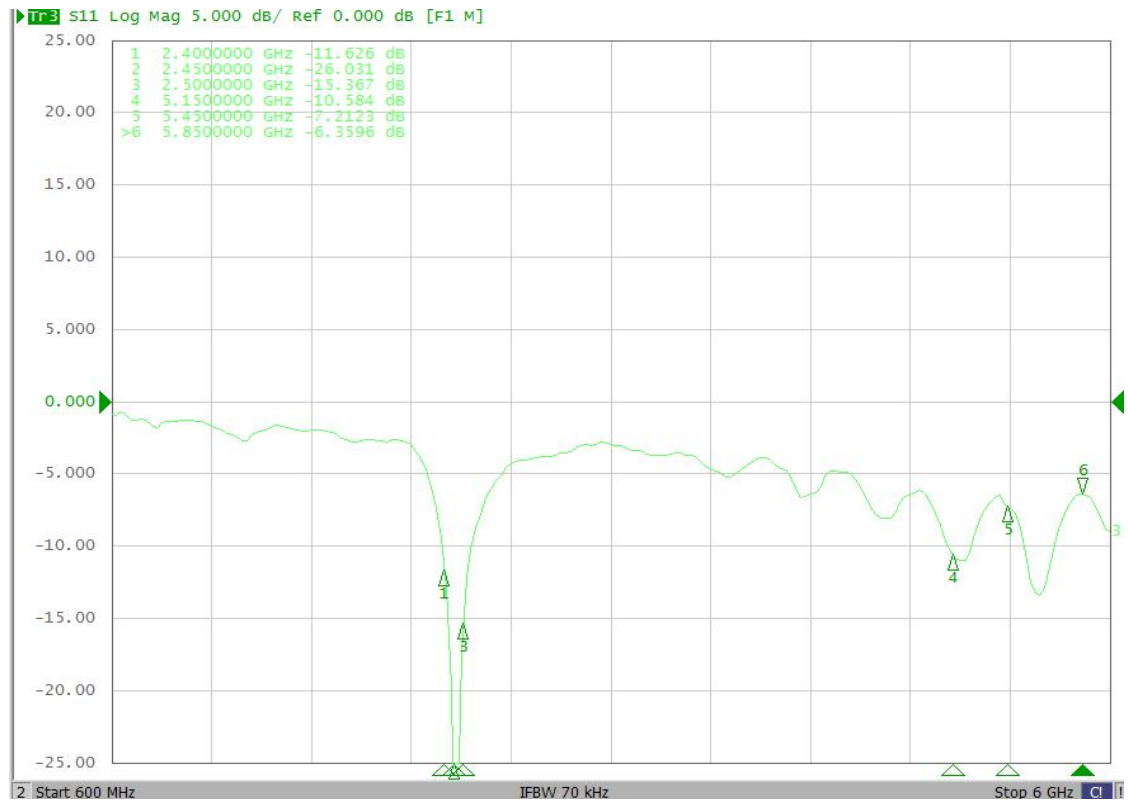
- a. Manufacturer : Shenzhen be-comfortable technology.co.,LTD;  
Address: No.1606,Build C6,HengFeng industrial city,xixiang street,baoan district,Shenzhen.
- b.Antenna model: DZS5228XG(2.4G&5GWIFI Antenna); Antenna type: PCB antenna
- c.Test software version: AMS\_V51\_8G
- d.Antenna testing laboratory: Yimai electromagnetic 24 probe spherical near-field antenna test system;  
Test instruments : E5071C; Calibration date:2022.11.12~2023.11.12
- e.Testing Engineer : Tong Longxiang      Test date: 2023.3.15

# 1. Test environment

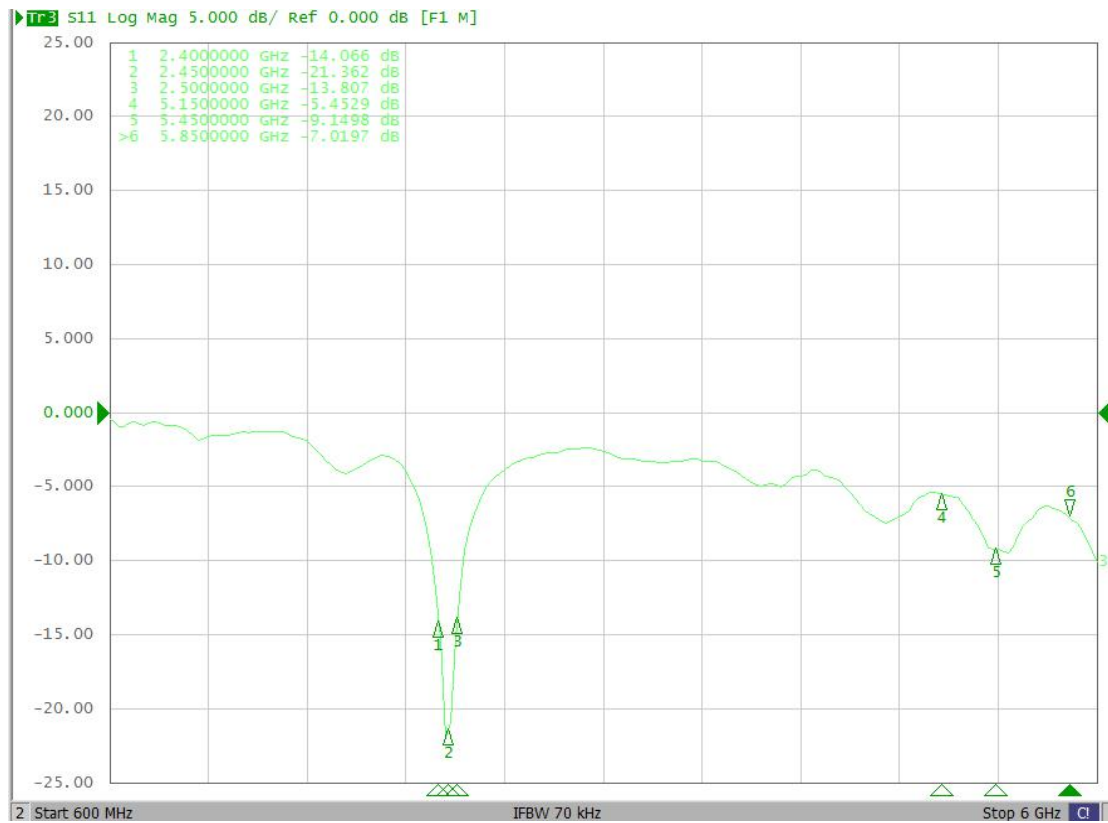
Agilent Technologies E5071C

## 2. S11

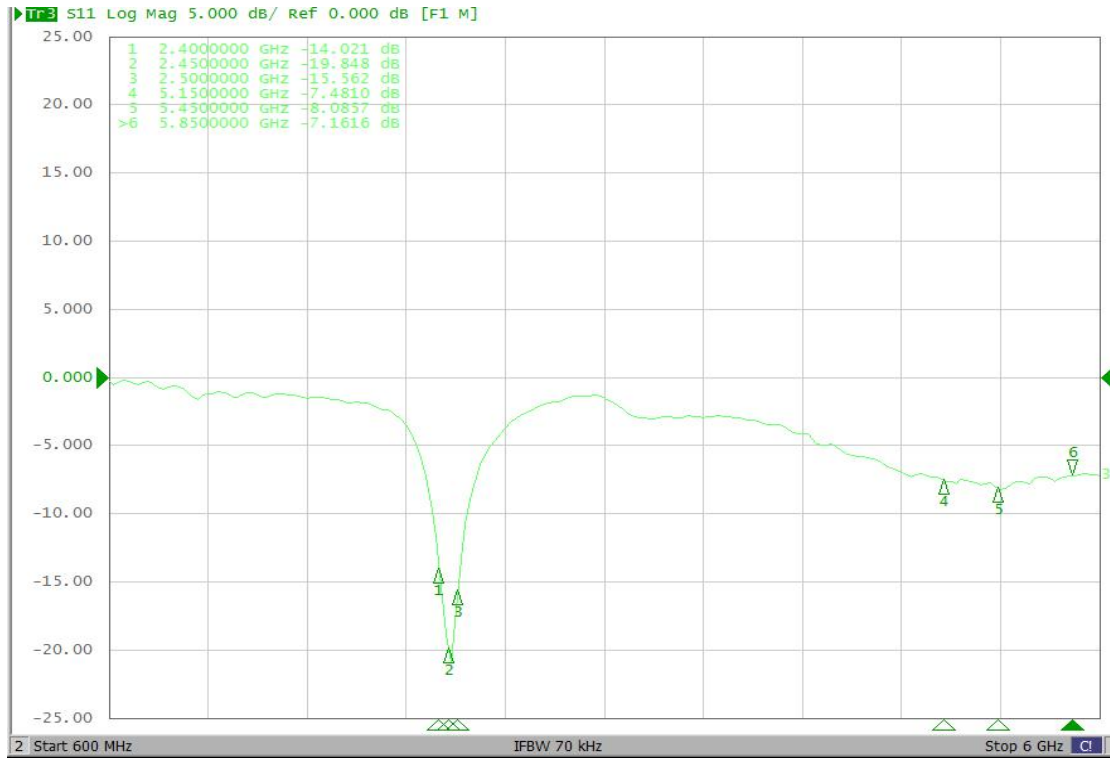
## 2. 4G-ANT0



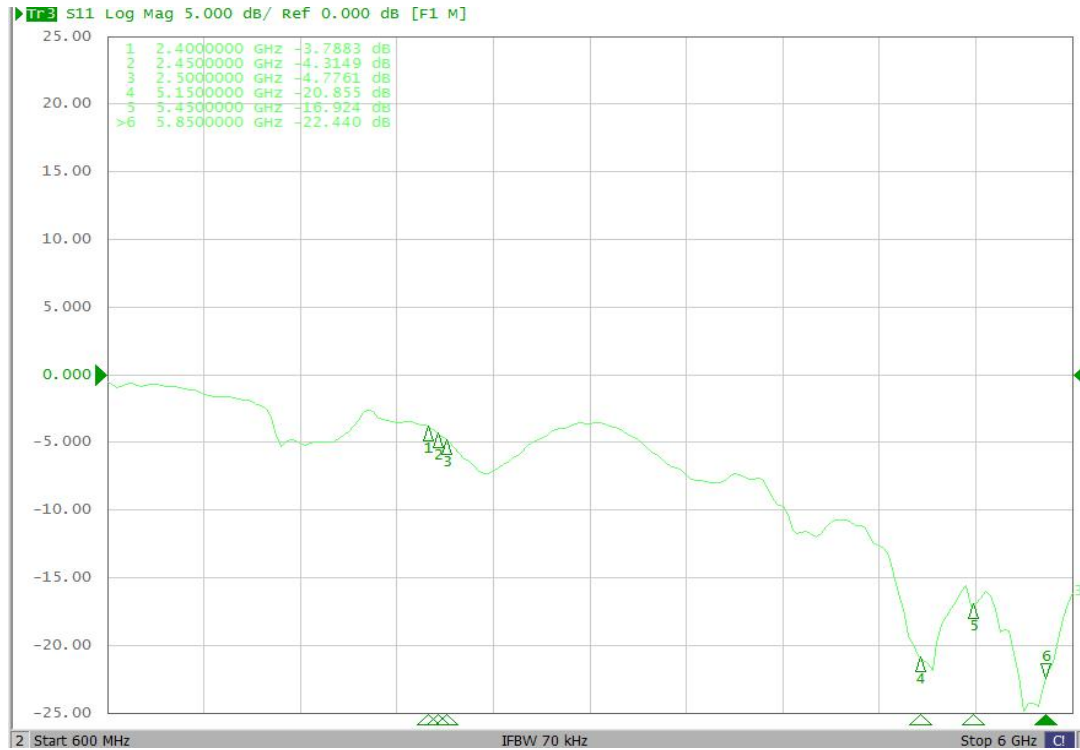
## 2. 4G-ANT1



## 2. 4G-ANT2

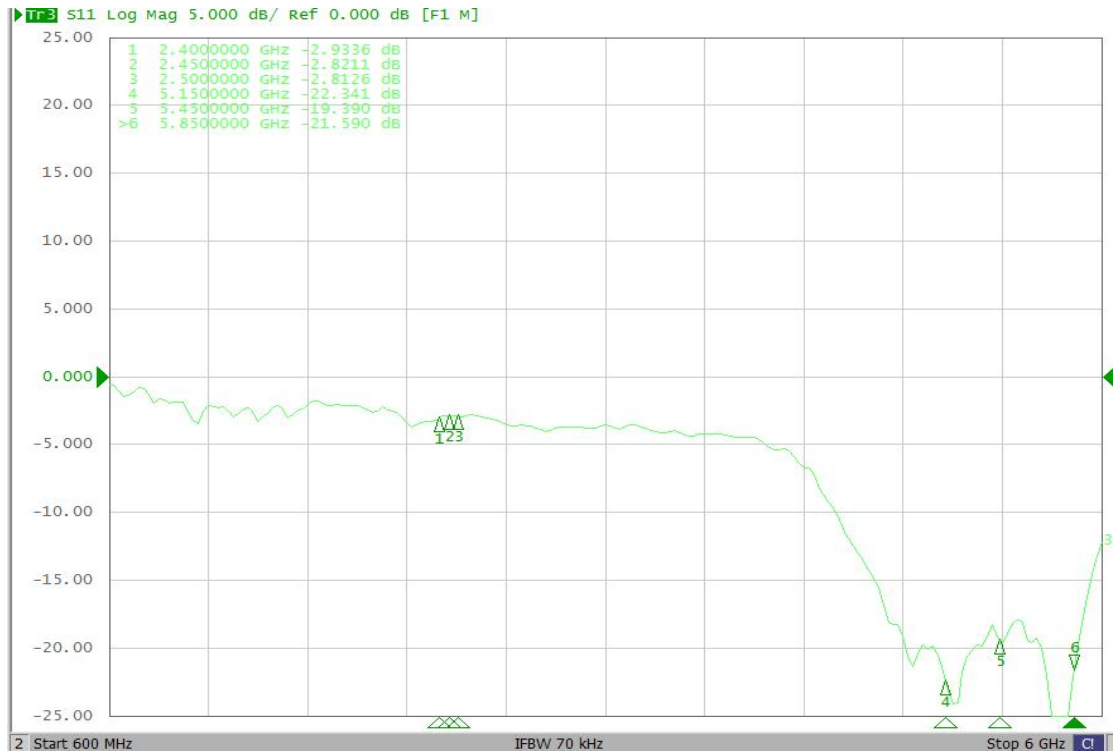


# 5G-ANT0

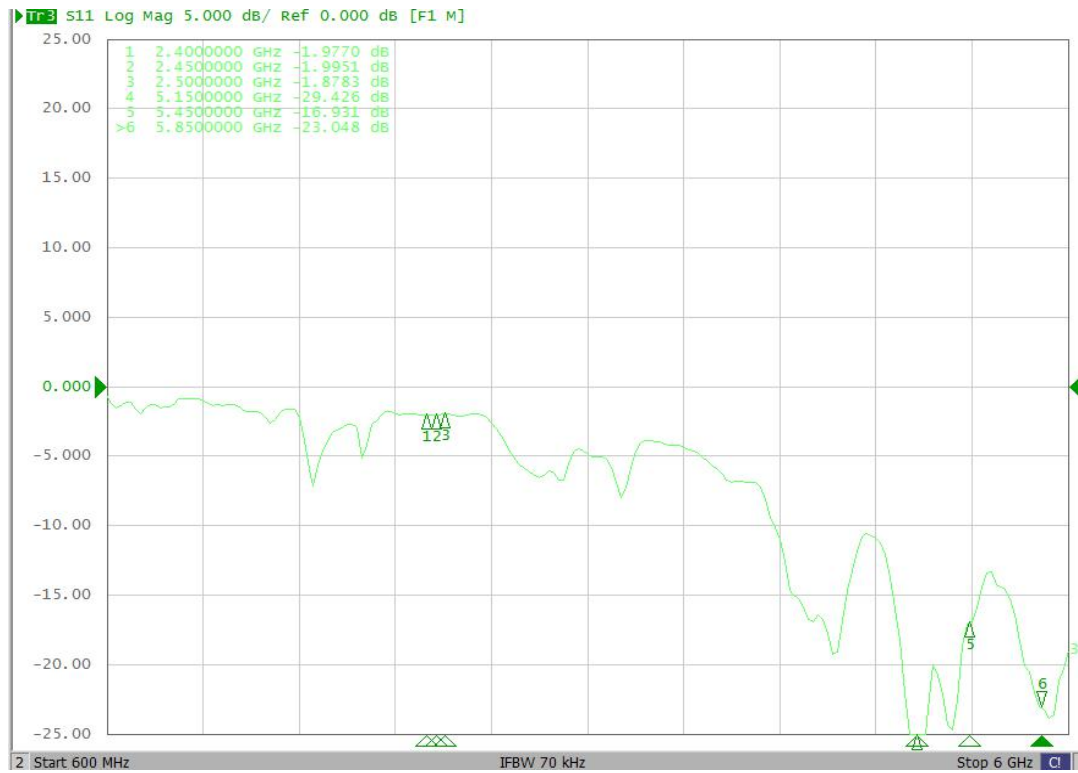




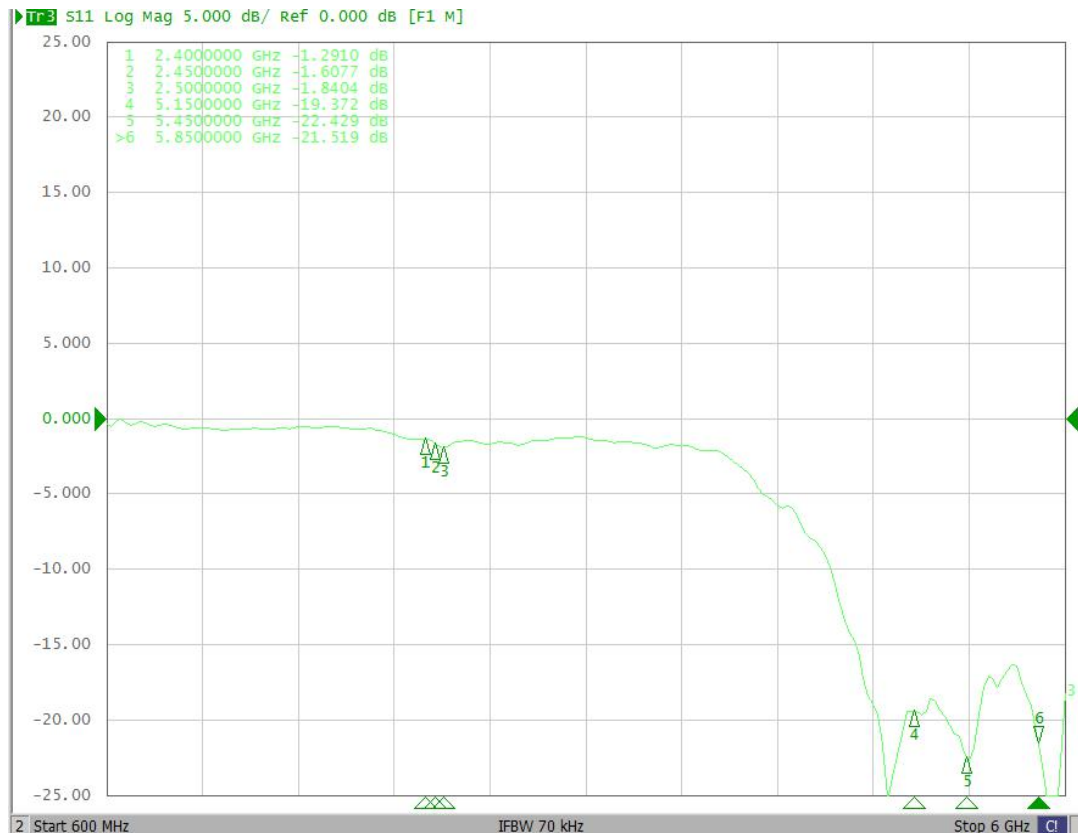
# 5G-ANT1



# 5G-ANT2



# 5G-ANT3



### 3. Peak Gain & Efficiency

## 2. 4G-ANTO

Frequency (MHz)	Gain(dBi)	Efficiency (%)
2400	3.34	67.76
2410	3.43	68.65
2420	3.38	67.95
2430	3.48	68.78
2440	3.51	69.68
2450	3.42	69.34
2460	3.39	68.78
2470	3.45	68.69
2480	3.35	67.43
2490	3.37	68.17
2500	3.34	67.87

## 2. 4G-ANT1

Frequency (MHz)	Gain(dBi)	Efficiency (%)
2400	3.53	66.52
2410	3.5	66.27
2420	3.57	67.64
2430	3.46	66.19
2440	3.67	69.27
2450	3.6	68.93
2460	3.46	66.52
2470	3.28	65.9
2480	3.41	66.9
2490	3.54	67.79
2500	3.42	67.09

## 2. 4G-ANT2

Frequency (MHz)	Gain(dBi)	Efficiency (%)
2400	3.3	68.02
2410	3.36	67.57
2420	3.45	68.74
2430	3.28	67.8
2440	3.35	68.47
2450	3.47	69.74
2460	3.41	68.96
2470	3.33	67.25
2480	3.25	67.17
2490	3.31	66.79
2500	3.26	66.21

## 5G-ANT0

Frequency (MHz)	Gain(dBi)	Efficiency (%)
5100	4.24	66.86
5200	4.5	68.63
5300	4.37	67.09
5400	4.42	70.08
5500	4.5	68.98
5600	4.49	68.31
5700	4.52	69.57
5800	4.29	67.36
5900	4.42	66.88

## 5G-ANT1

Frequency (MHz)	Gain(dBi)	Efficiency (%)
5100	4.38	66.42
5200	4.51	66.91
5300	4.55	67.23
5400	4.61	70.05
5500	4.54	68.81
5600	4.51	67.79
5700	4.45	67.42
5800	4.54	68.69
5900	4.35	67.08



## 5G-ANT2

Frequency (MHz)	Gain(dBi)	Efficiency (%)
5100	4.35	66.91
5200	4.24	67.59
5300	4.55	68.72
5400	4.46	69.28
5500	4.57	70.63
5600	4.41	67.45
5700	4.46	69.53
5800	4.37	68.26
5900	4.32	67.48

## 5G-ANT3

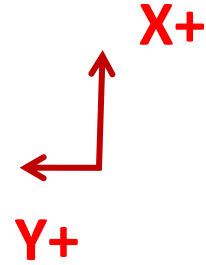
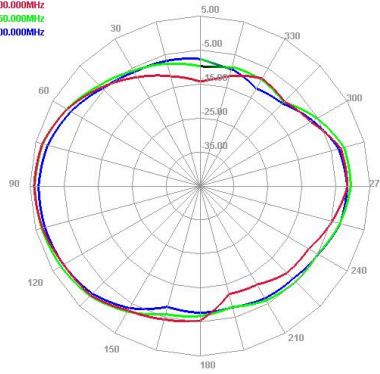
Frequency (MHz)	Gain(dBi)	Efficiency (%)
5100	4.41	69.47
5200	4.36	68.34
5300	4.27	67.75
5400	4.44	68.87
5500	4.53	69.74
5600	4.32	68.78
5700	4.29	68.48
5800	4.24	67.79
5900	4.37	67.95

# 4. 2D

## 2. 4G-0

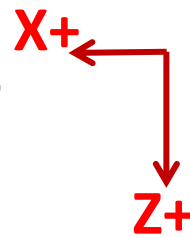
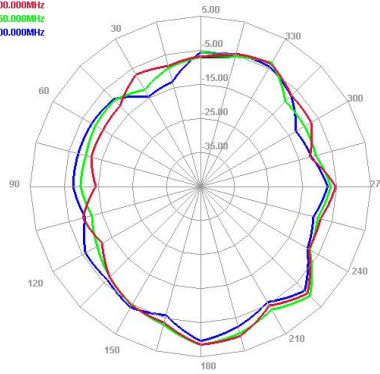
Horizontal

2400.000MHz  
2450.000MHz  
2500.000MHz



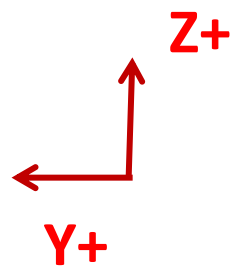
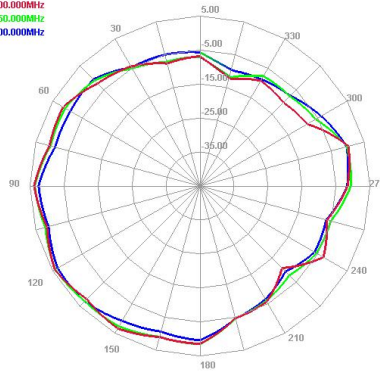
E1 Face

2400.000MHz  
2450.000MHz  
2500.000MHz



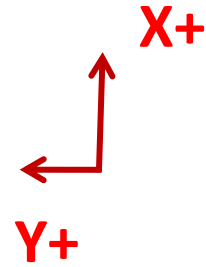
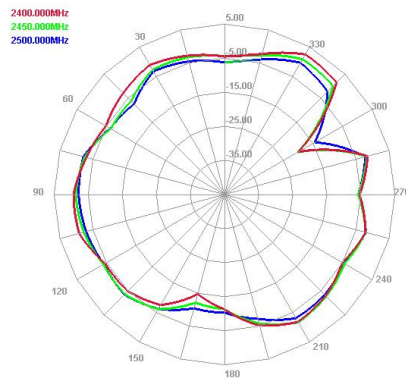
E2 Face

2400.000MHz  
2450.000MHz  
2500.000MHz

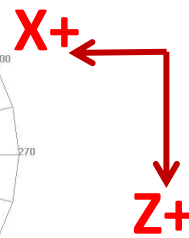
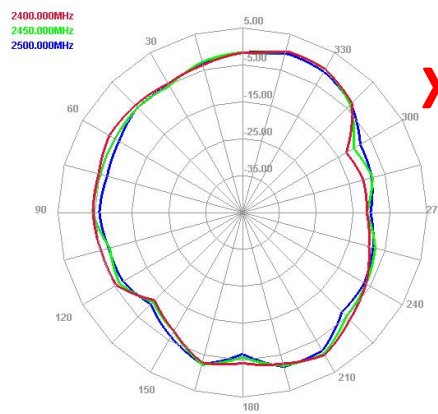


# 2. 4G-1

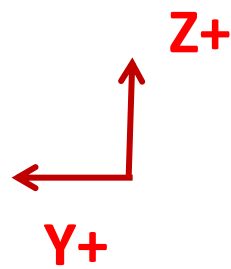
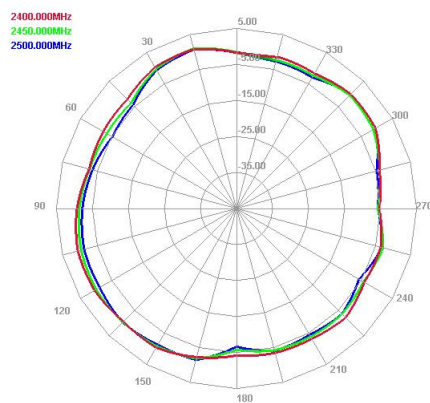
Horizontal



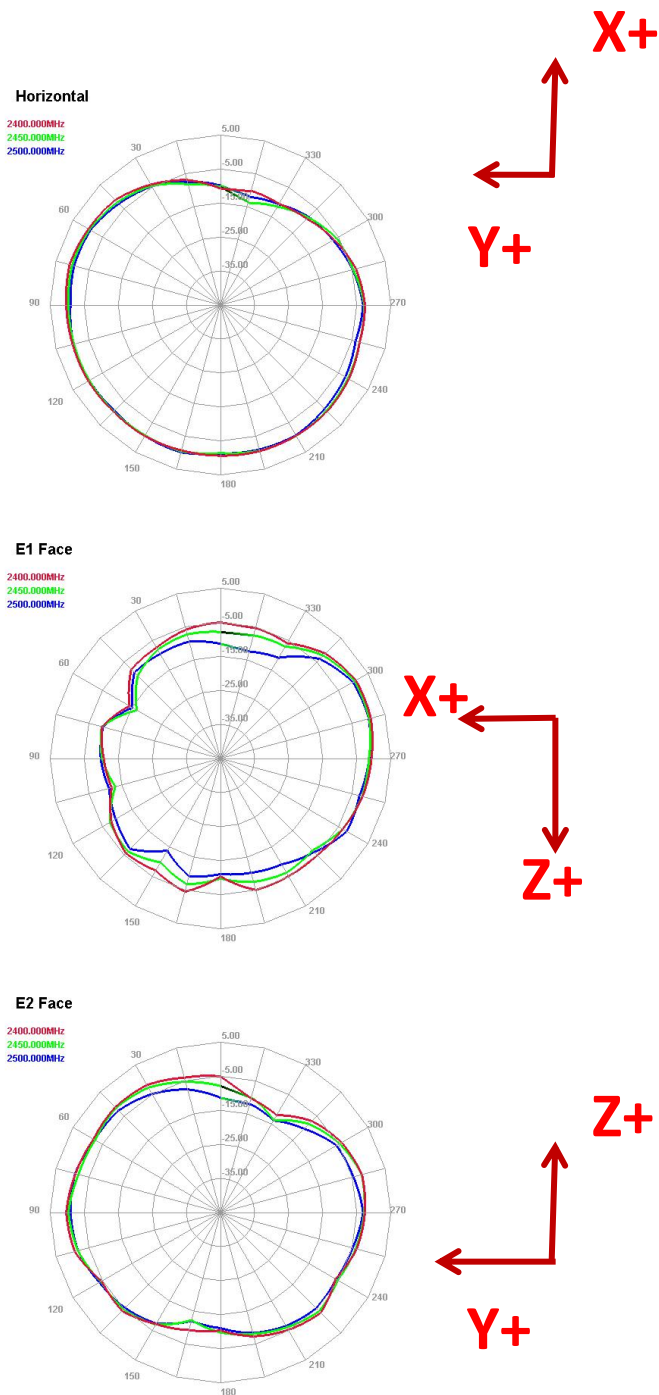
E1 Face



E2 Face



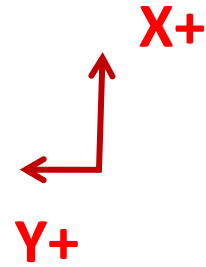
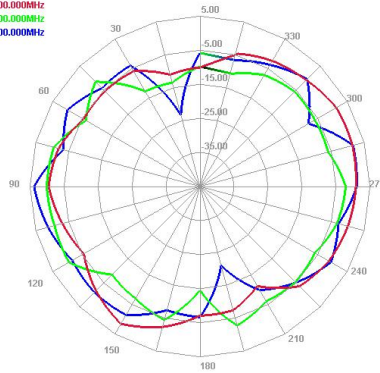
# 2. 4G-2



# 5G-0

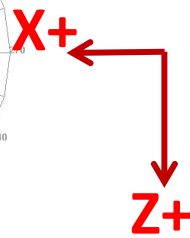
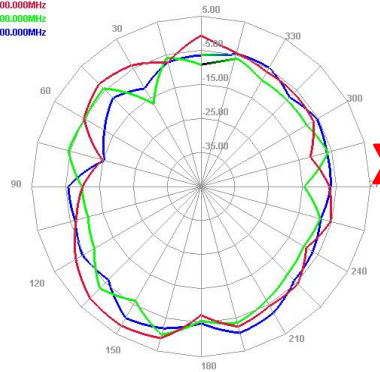
Horizontal

5100.000MHz  
5500.000MHz  
5900.000MHz



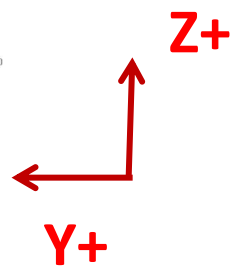
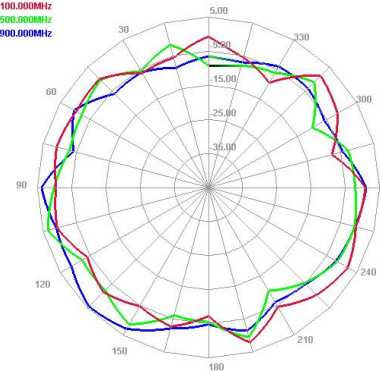
E1 Face

5100.000MHz  
5500.000MHz  
5900.000MHz

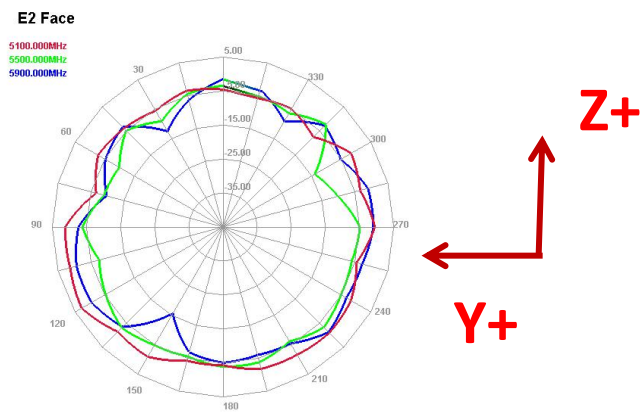
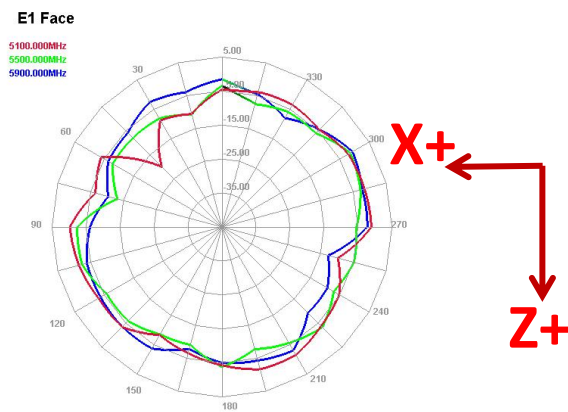
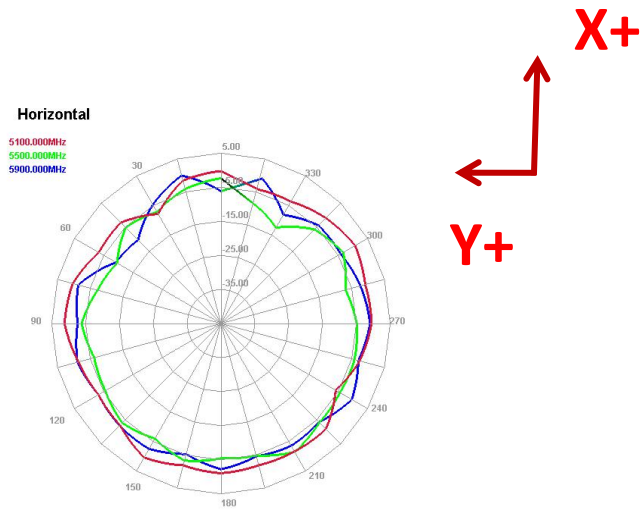


E2 Face

5100.000MHz  
5500.000MHz  
5900.000MHz



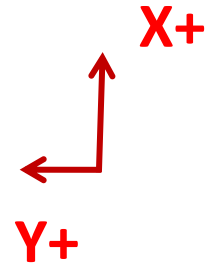
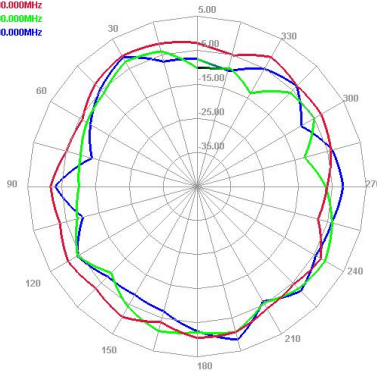
# 5G-1



# 5G-2

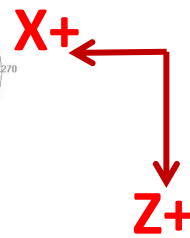
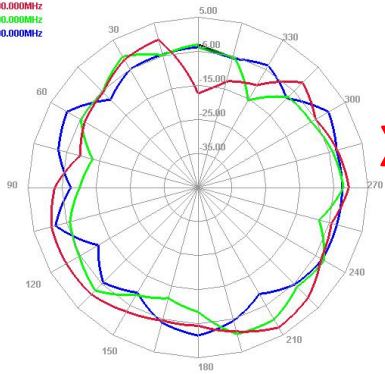
Horizontal

5100.000MHz  
5500.000MHz  
5900.000MHz



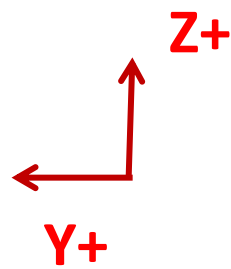
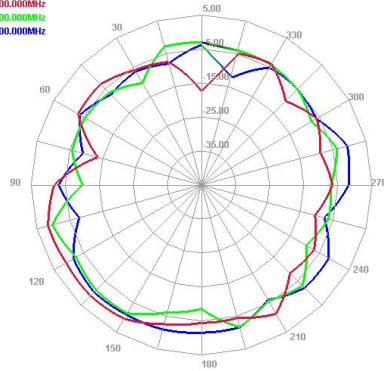
E1 Face

5100.000MHz  
5500.000MHz  
5900.000MHz



E2 Face

5100.000MHz  
5500.000MHz  
5900.000MHz

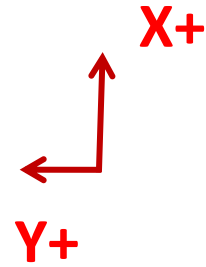
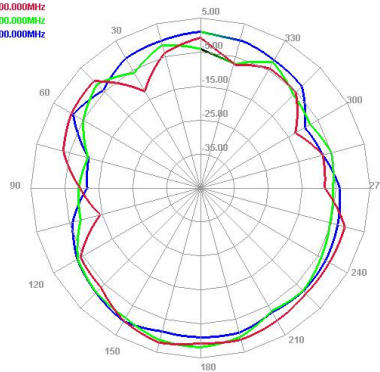




# 5G-3

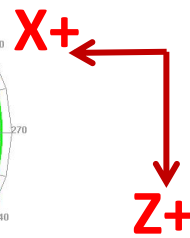
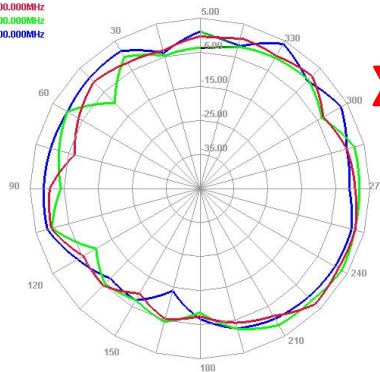
Horizontal

5100.000MHz  
5500.000MHz  
5900.000MHz



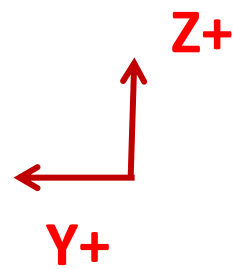
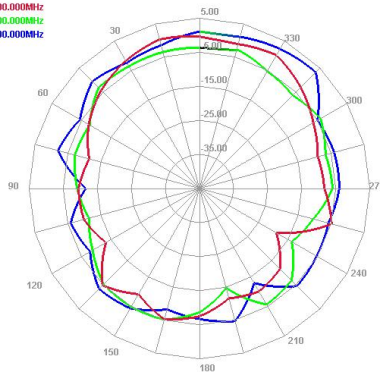
E1 Face

5100.000MHz  
5500.000MHz  
5900.000MHz



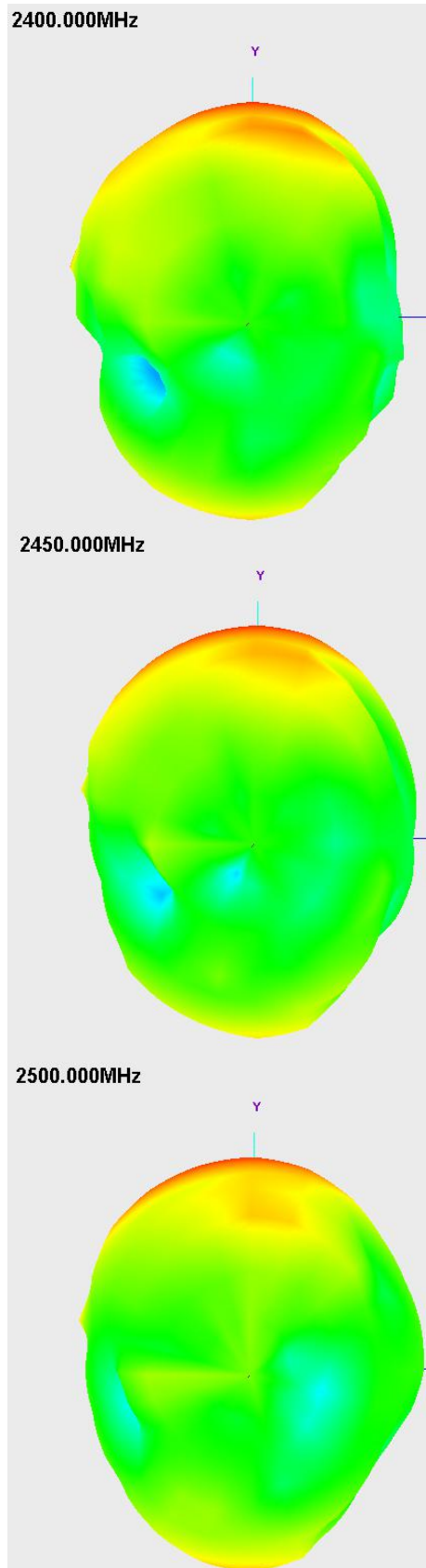
E2 Face

5100.000MHz  
5500.000MHz  
5900.000MHz

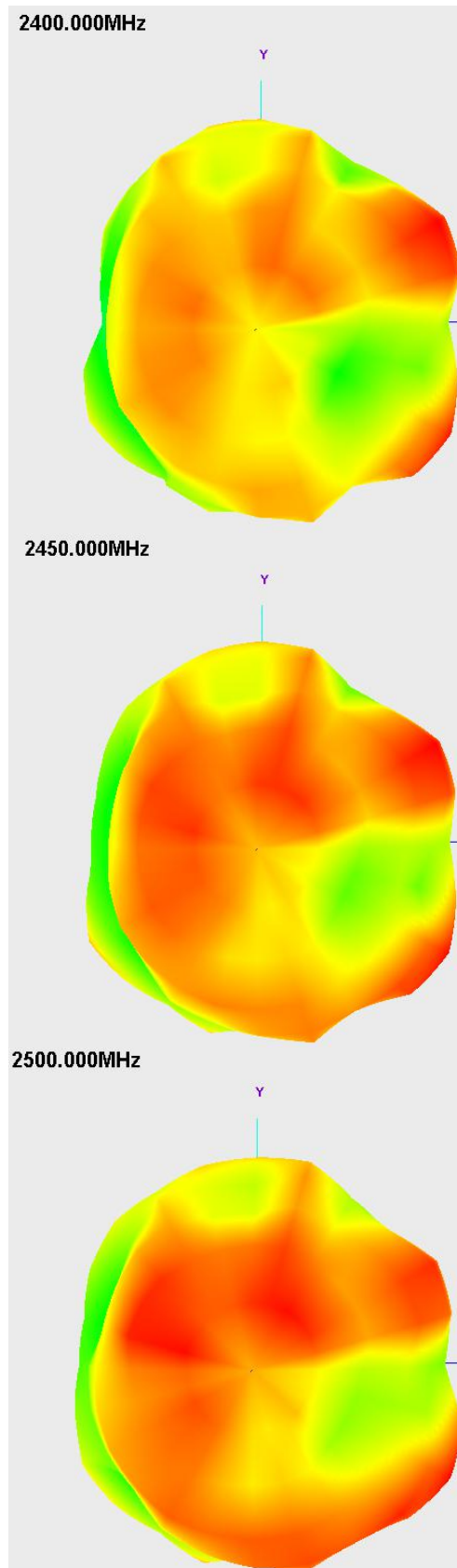


## 5. 3D

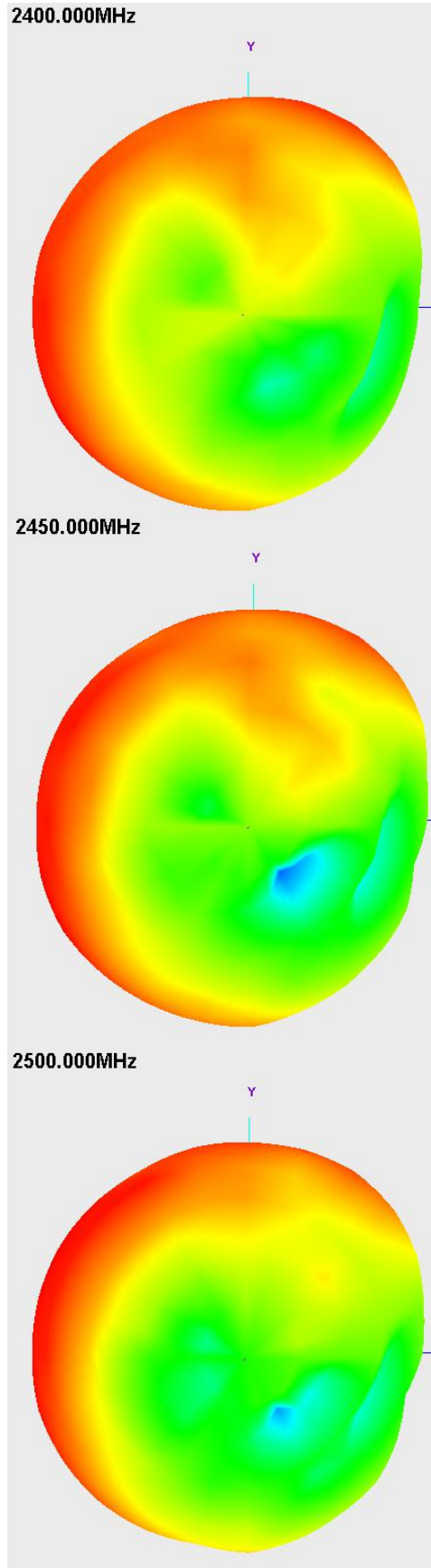
# 2. 4G-0



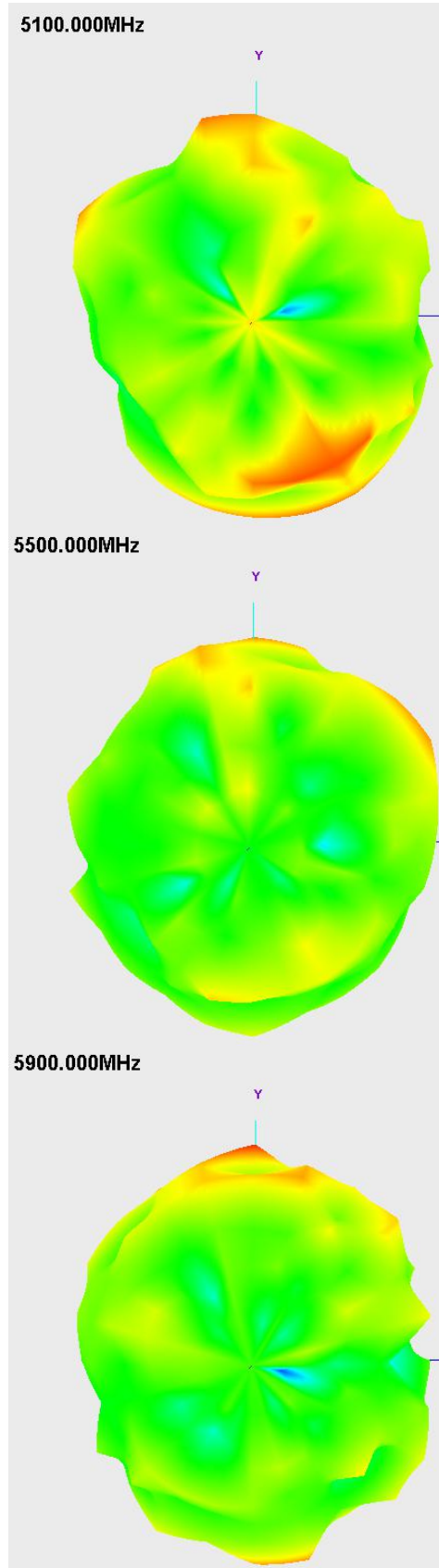
## 2. 4G-1



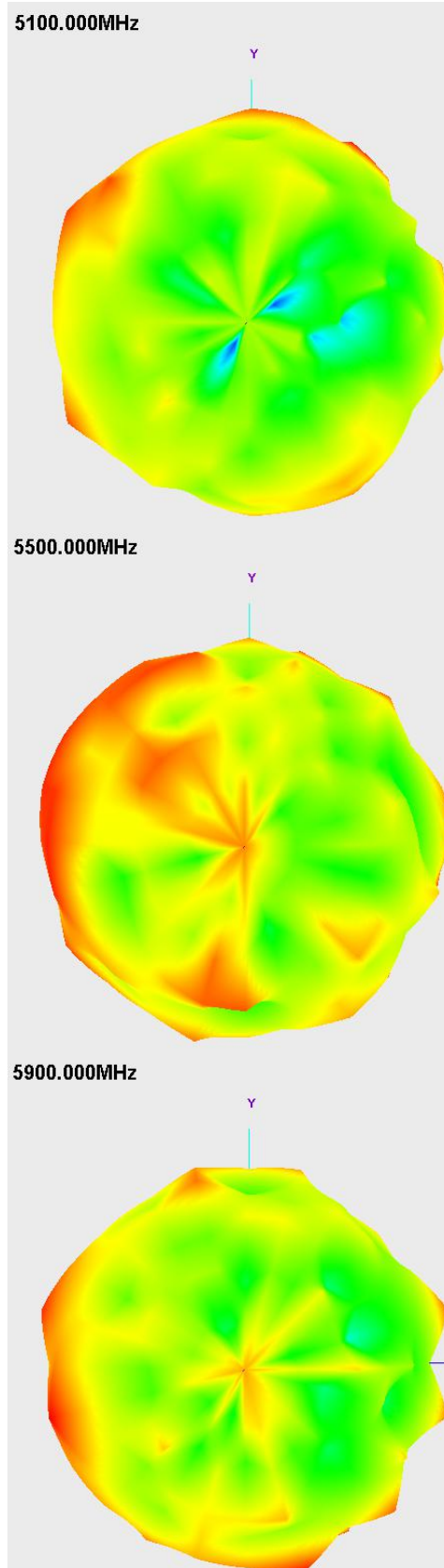
## 2. 4G-2



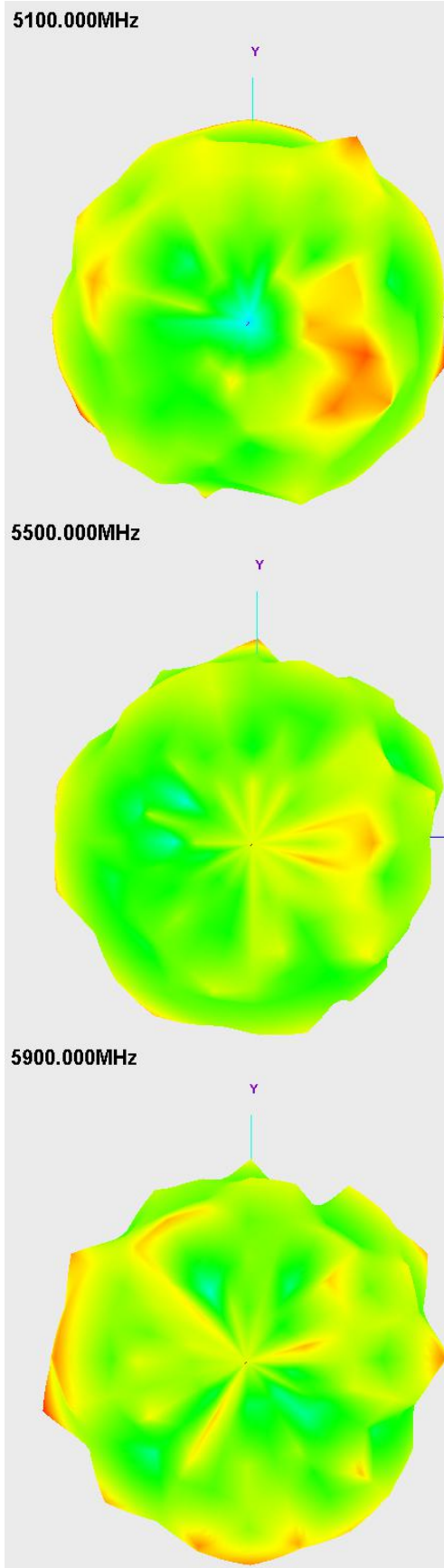
# 5G-0



# 5G-1



# 5G-2



# 5G-3

