

WF53BB8700

Bespoke 5.3 cu. ft. Ultra Capacity Front Load Washer with Super Speed Wash and AI Smart Dial

SAMSUNG



Features

- Bespoke Design
- 5.3 cu. ft. Ultra Capacity
- Super Speed Wash
- AI Smart Dial
- MultiControl™
- ENERGY STAR® Most Efficient
- Shallow Closet-Depth Fit¹
- Flexible Installation
- Wi-Fi Connectivity²
- Steam
- Antimicrobial Technology³
- Self Clean+
- Premium Tempered Glass Door
- Vibration Reduction Technology+
- Swirl+ Drum Interior
- Internal Drum Light
- ADA Compliant⁴
- 1200 RPM Maximum Spin Speed
- Direct Drive Motor
- 24 Total Washing Cycles
- 14 Options

Convenience

- Child Lock
- Dispenser Trays: Main Wash, Softener, Bleach

Ratings



CEE Tier 3
IMEF = 3.1
IWF = 2.9
103 kWh/yr

Electrical Requirements

120 V / 60 Hz
15 Amps

Specifications


24 Total Washing Cycles:
Normal, Heavy Duty, Bedding, Permanent Press, Delicates, Activewear, Wool, Towels, Eco Cold, Rinse + Spin, Self Clean+, Small Load, Colors, Spin Only, Outdoor, Denim, Super Speed, Steam Sanitize, Steam Allergen, Steam Normal, Power Steam, Steam Whites, Steam Bulky, Power Rinse

14 Additional Washing Options:
Presoak, Extra Rinse, My Cycles, Delay End, Smart Control, Super Speed, Drum Light, Child Lock, AI Pattern, Alarm, Calibration, Wi-Fi, Language, Factory Reset


5 Temperature Settings:
Extra Hot, Hot, Warm, Cold, Tap Cold

7 Spin Settings:
Extra High, High, Medium, Low, Extra Low, No Spin, No Drain

Available Colors



Silver Steel
WF53BB8700AT



Brushed Black
WF53BB8700AV

5 Soil Settings:
Extra Heavy, Heavy, Normal, Light, Extra Light

Warranty
Two (2) Years Parts and Labor*
Three (3) Years Stainless Tub Part (Part Only)
Washing DIT (Digital Inverter Motor)
Motor Part (Part Only):
Ten (10) Years
Twenty (20) Years Limited to “U.S.-Assembled” Washers Only

*Effective for purchases made between 10/1/22 - 9/30/23; proof of purchase required.

Product Dimensions & Weight (WxHxD)
Dimensions: 27" x 38³/₄" x 34¹/₂"
Weight: 224.9 lbs

Shipping Dimensions & Weight (WxHxD)
Dimensions: 29³/₈" x 42¹⁵/₁₆" x 36¹/₄"
Weight: 231.5 lbs

Washer	Model #	UPC Code
Silver Steel	WF53BB8700AT	887276652238
Brushed Black	WF53BB8700AV	887276652245
Matching Electric Dryer		
Silver Steel	DVE53BB8700T	887276657233
Brushed Black	DVE53BB8700V	887276657240
Matching Gas Dryer		
Silver Steel	DVG53BB8700T	887276657295
Brushed Black	DVG53BB8700V	887276657301

Optional Accessories	Model #	UPC Code
Silver Steel Pedestal	WE502NT	887276665283
Brushed Black Pedestal	WE502NV	887276665290
Brushed Black Riser	WE272NV	887276197630
Silver Steel Bespoke Stacking and MultiControl™ Combo Kit	SKK-9MCT	887276667379
Brushed Black Bespoke Stacking and MultiControl™ Combo Kit	SKK-9MCV	887276667386

¹Designed to fit a 38" installation depth.
²Requires wireless network, Samsung account and Samsung SmartThings App. The Samsung SmartThings App supports Android OS 4.0 (ICS) or later which is optimized for Samsung smartphones (Galaxy S and Galaxy Note series). This app also supports iOS 7 or later for iPhone models. Samsung SmartThings App available in App Store and Play Store.
³Antimicrobial treatment does not protect users or other items against bacteria, viruses, germs, or other disease organisms.
⁴ADA Compliant when using 27" wide riser. (Riser model codes: WE272NV, WE272NW, WE272NC)

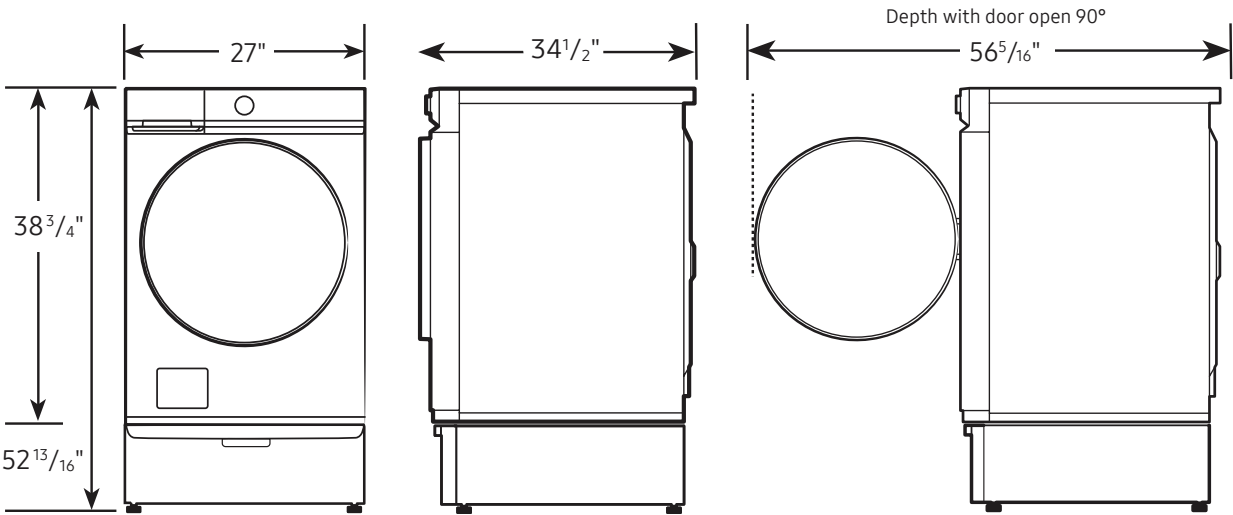
WF53BB8700

Bespoke 5.3 cu. ft. Ultra Capacity Front Load Washer
with Super Speed Wash and AI Smart Dial

SAMSUNG

Dimensions

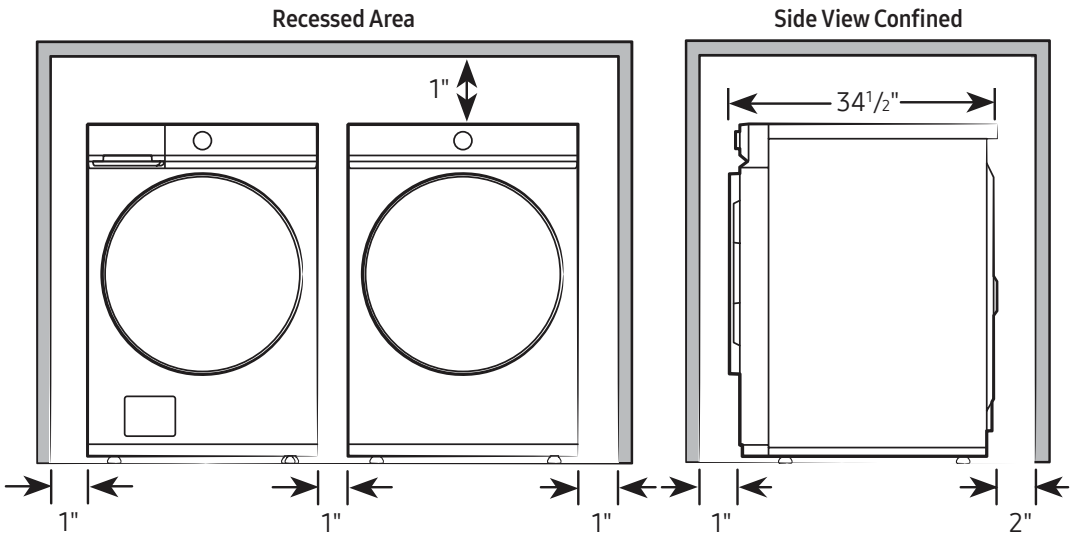
Required dimensions for
installation with pedestal:



Installation Specifications – Side-by-Side

If the washer and dryer are installed together or the dryer alone, the closet front must have two unobstructed air openings for a combined minimum total area of 72-inch². Your washer alone does not require a specific air opening.

Alcove or closet installation
Minimum clearance for
closet and alcove installations:



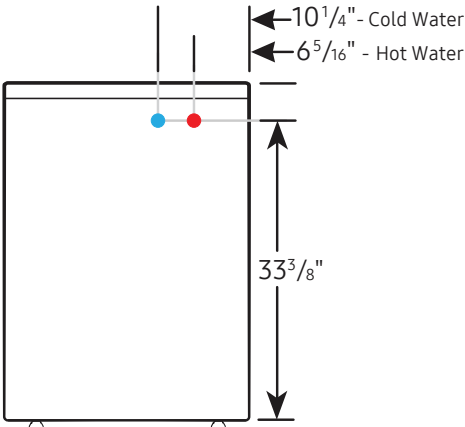
Connection Dimensions

Back view of washer

- LEGEND:
- Cold Water Connection
 - Hot Water Connection

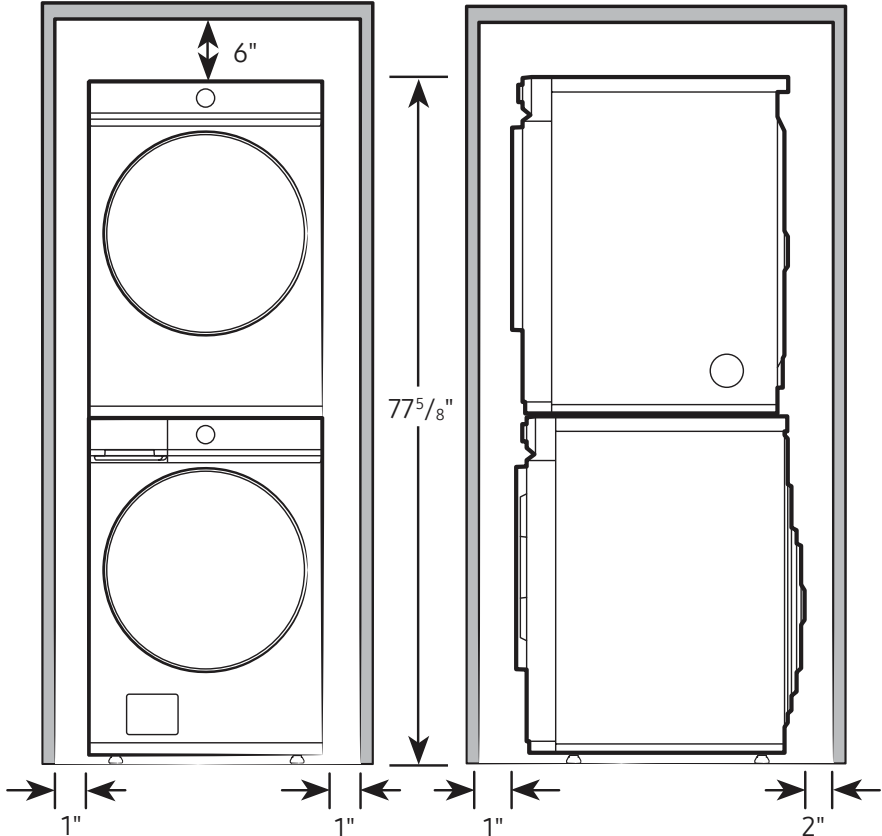
Actual color may vary. Design, specifications, and color availability are subject to change without notice. Non-metric weights and measurements are approximate.

©2022 Samsung Electronics America, Inc., 85 Challenger Road, Ridgefield Park, NJ 07660. Tel: 800-SAMSUNG. samsung.com. Samsung is a registered trademark of Samsung Electronics Co., Ltd.



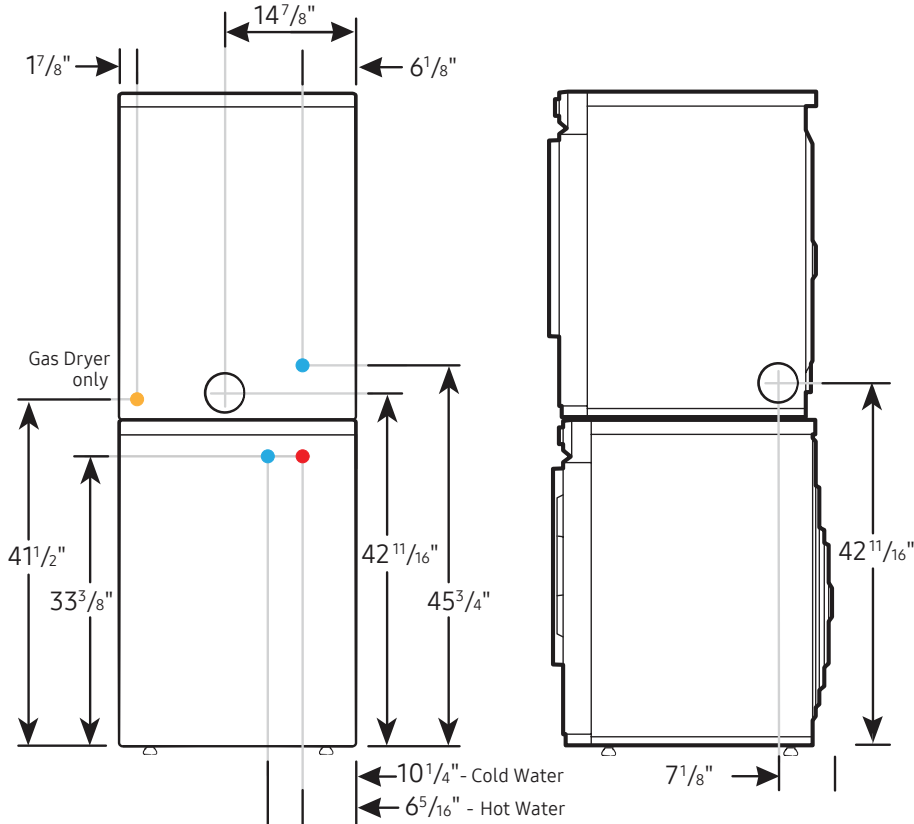
Installation Specifications – Stacked Pair

Clearances indicated are for stacked pairs. The closet front must have two unobstructed air openings for a combined minimum total area of 72-inch².



Connection Dimensions

Back and side views of stacked pair



- LEGEND:
- Cold Water Connection
 - Hot Water Connection
 - Gas Connection

Actual color may vary. Design, specifications, and color availability are subject to change without notice. Non-metric weights and measurements are approximate.

©2022 Samsung Electronics America, Inc., 85 Challenger Road, Ridgefield Park, NJ 07660. Tel: 800-SAMSUNG. samsung.com. Samsung is a registered trademark of Samsung Electronics Co., Ltd.