



Antenna Test Report

Contents:

1. Antenna Passive Test

2. Device Profile

3. BT Antenna Test

4. Antenna size

Tester : Li Guang Lei



Approval : Yin Tao

Date : 2024 / 03/19



Project name	PB20
Name of antenna	FPC Antenna
Antenna form	BT PIFA
Radiate	Omni-directional
Polarization	Line polarization

1. Antenna Passive Test





2. Device Profile

Device






3. BT Antenna Test

*BT
Antenna*

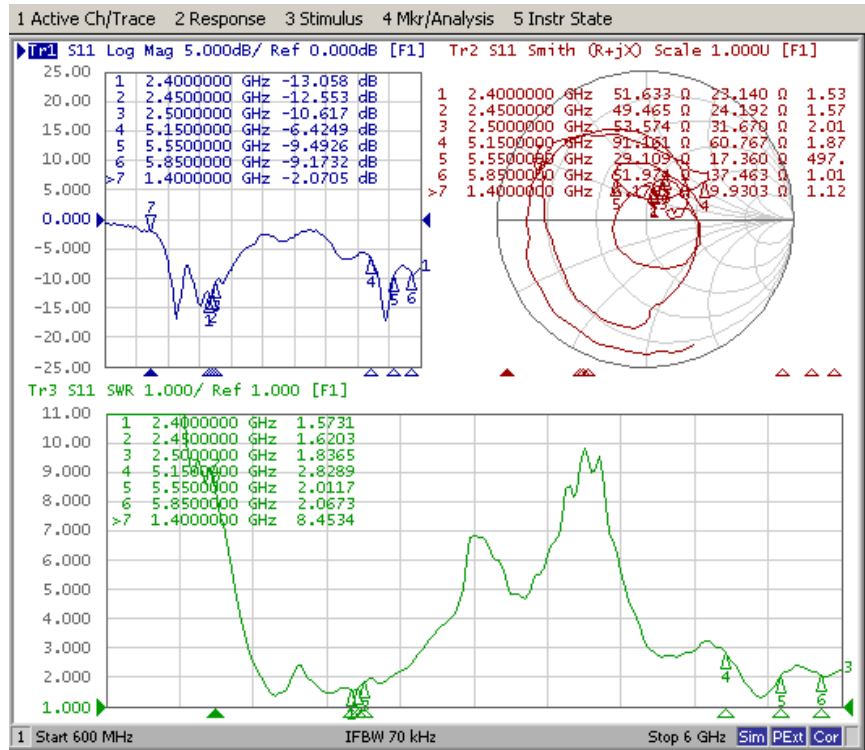




Agilent E5071B



S Parameter Test /BT Antenna





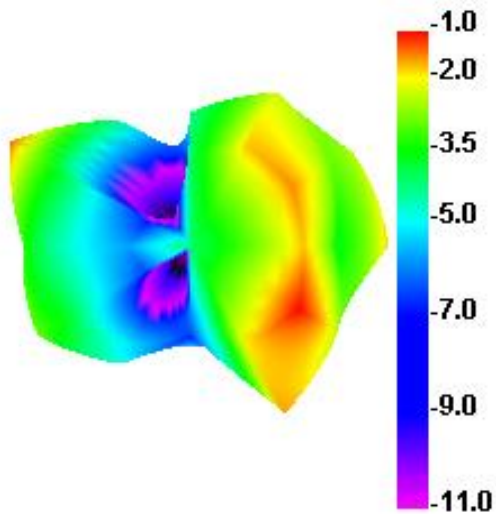
Passive Test For BT Antenna

Freq (MHz)	Effi (%)	Effi (dB)	Gain (dBi)
2400	28.42	-5.46	-1.01
2410	28.68	-5.42	-1.28
2420	29.56	-5.29	-1.31
2430	29.35	-5.32	-1.77
2440	29.56	-5.29	-1.82
2450	30.58	-5.15	-1.89
2460	30.31	-5.18	-1.93
2470	30.76	-5.12	-1.93
2480	30.26	-5.19	-2.13
2490	29.5	-5.3	-2.38
2500	28.79	-5.41	-2.54

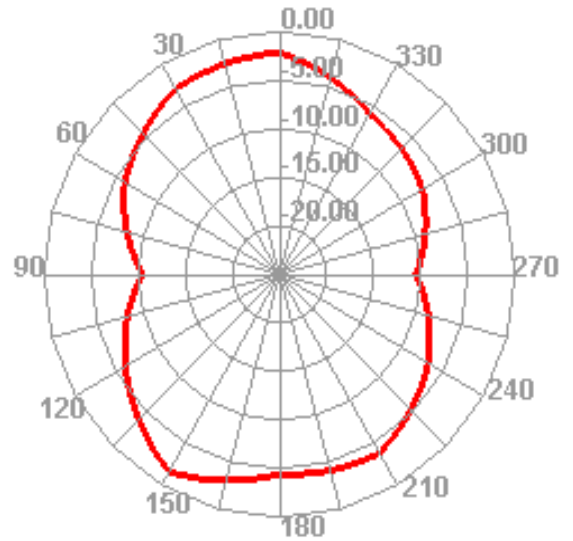


Radiation Pattern For BT Antenna

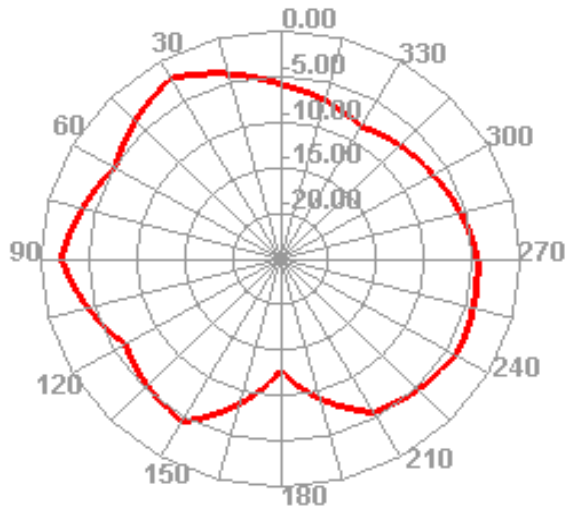
2400.000MHz



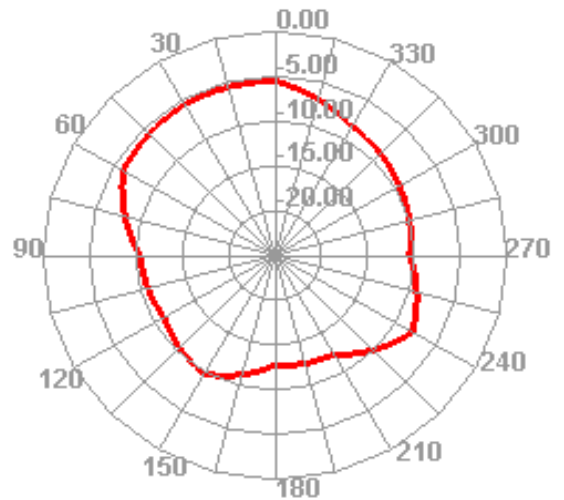
2400.000MHz H



2400.000MHz E1

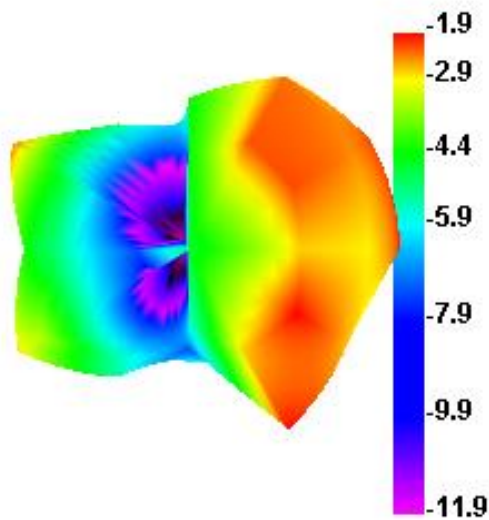


2400.000MHz E2

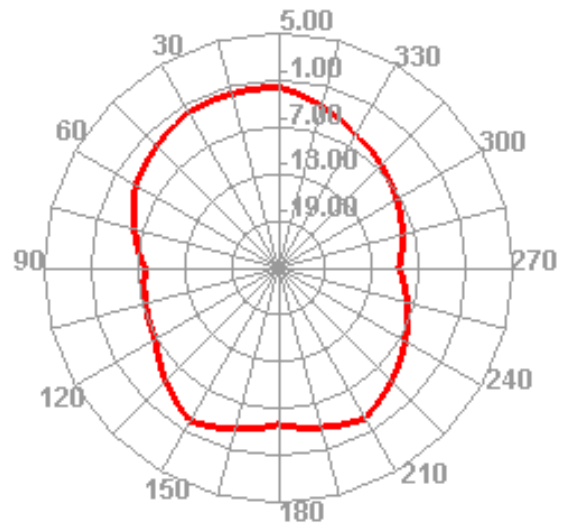


Radiation Pattern For BT Antenna

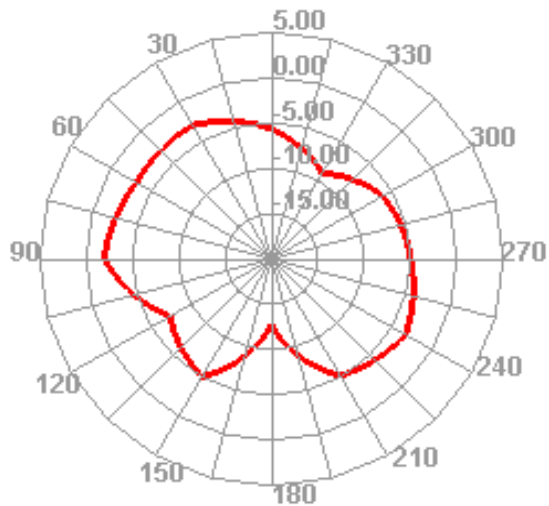
2450.000MHz



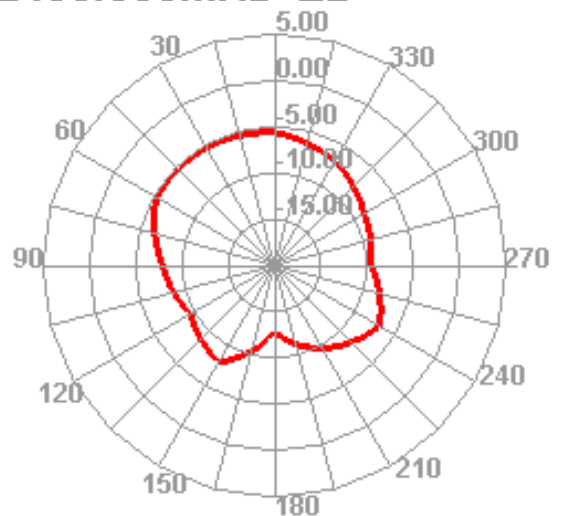
2450.000MHz H



2450.000MHz E1



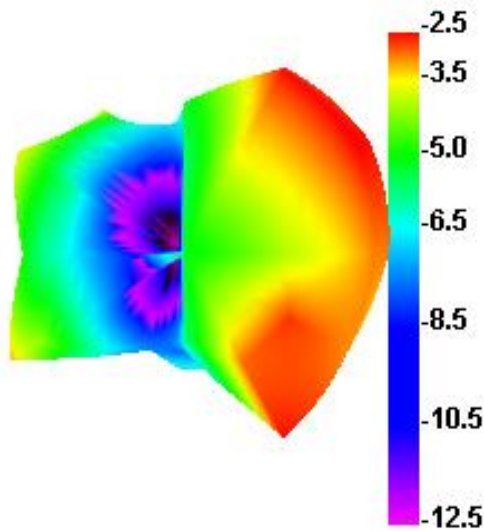
2450.000MHz E2



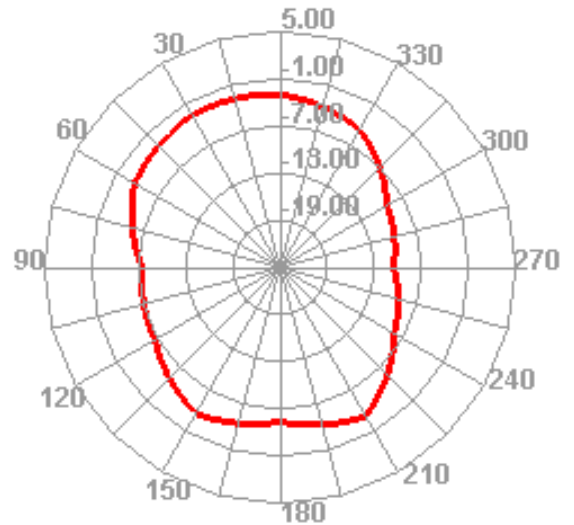


Radiation Pattern For BT Antenna

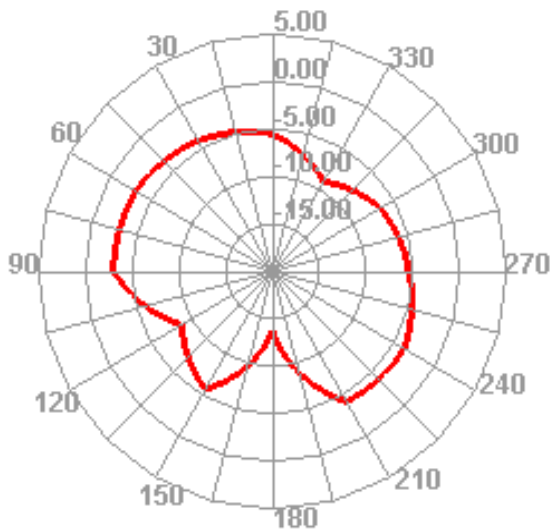
2500.000MHz



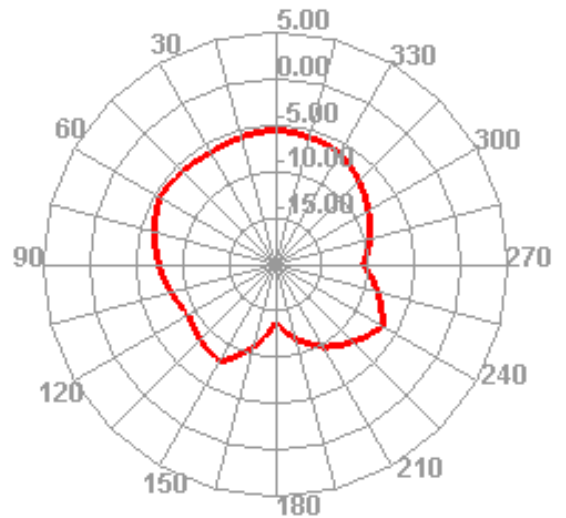
2500.000MHz H



2500.000MHz E1



2500.000MHz E2



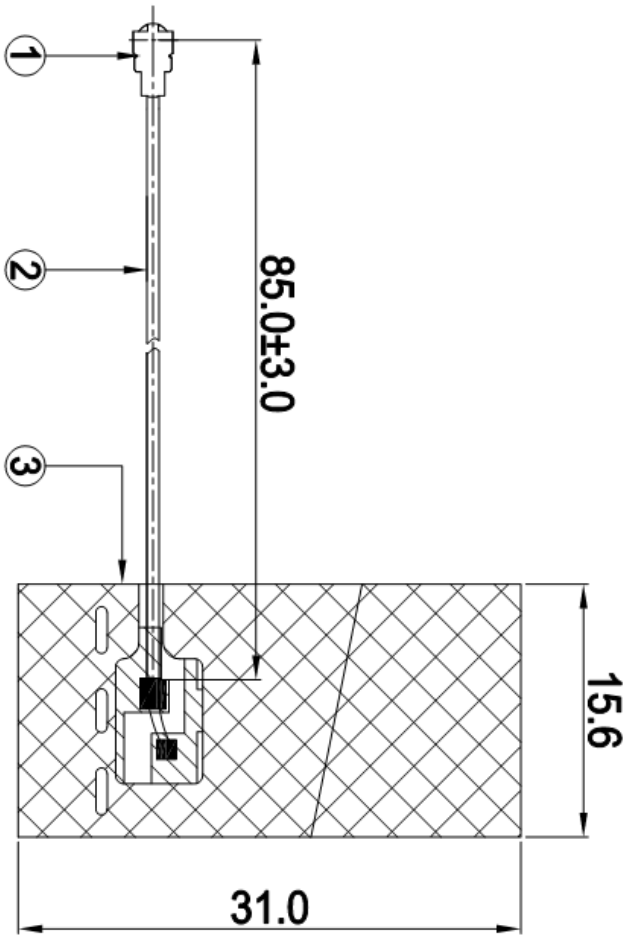


4.BT Antenna size

RoHS

CUSTOMER PART NO

REV.	DESCRIPTION	DATE
A	Initial issue	2023-12-05
B		



PB20-2.4G-V01
YJ-231205

NO	PART NAME	DESCRIPTION	Material	Part Number	Q.TY
3	FPCB	31.0*15.6MM	FPCB	FPC1246XC.P01	1
2	Coaxial Cable	O.D.0.81 Black	O.D.0.81	COA1000XA.P01	1
1	Mini Connector	Gold Plated 1st Generation	Cu	TER1000XA.P01	1

<p>東莞 義利亞 電子 通信 技術 有限 公司 Dongguan Yilia Electronics Communication Technology Co., Ltd. Tel: 0769-86535067 Fax: 0769-81664306</p>			
PART NAME: 2.4 GHz Antenna			
PART NO.: YJS01.086.153.301A			
APPROVED BY	CHECKED BY	DESIGNED BY	DATE: 2023-12-05
Yin tao	Li guang lei	Chen xing yi	
UNITS: mm SCALE: 1/1 REVISION: A			Tolerance XX ±0.50 XXX±0.15 X° ±3°