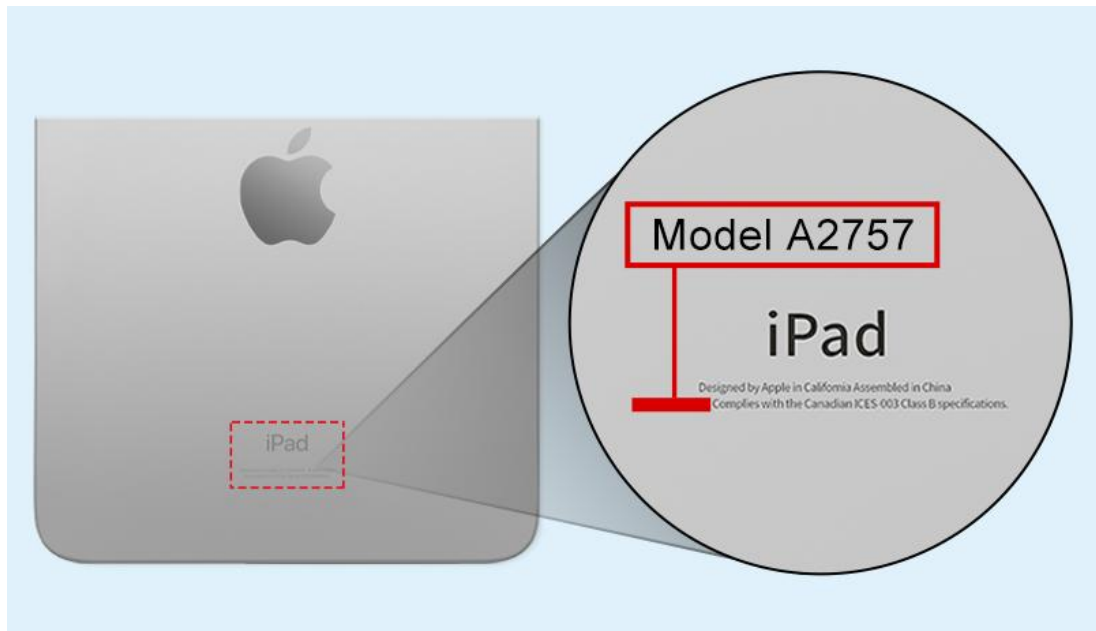


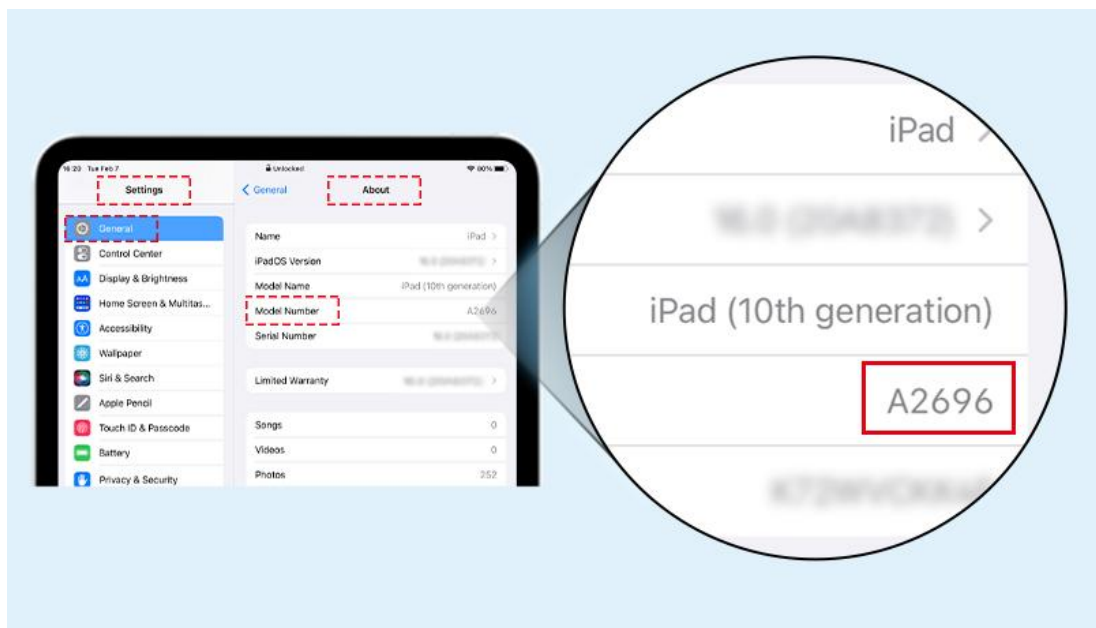
How to Identify the Model of Your iPad

To make sure you are choosing the right protective case for your iPad, you must identify the model number first.

- ✓ Just turn your iPad over and look at the back. Underneath the iPad logo, beside the word "Model," you'll see a capital letter A followed by a few numbers (AXXXX).



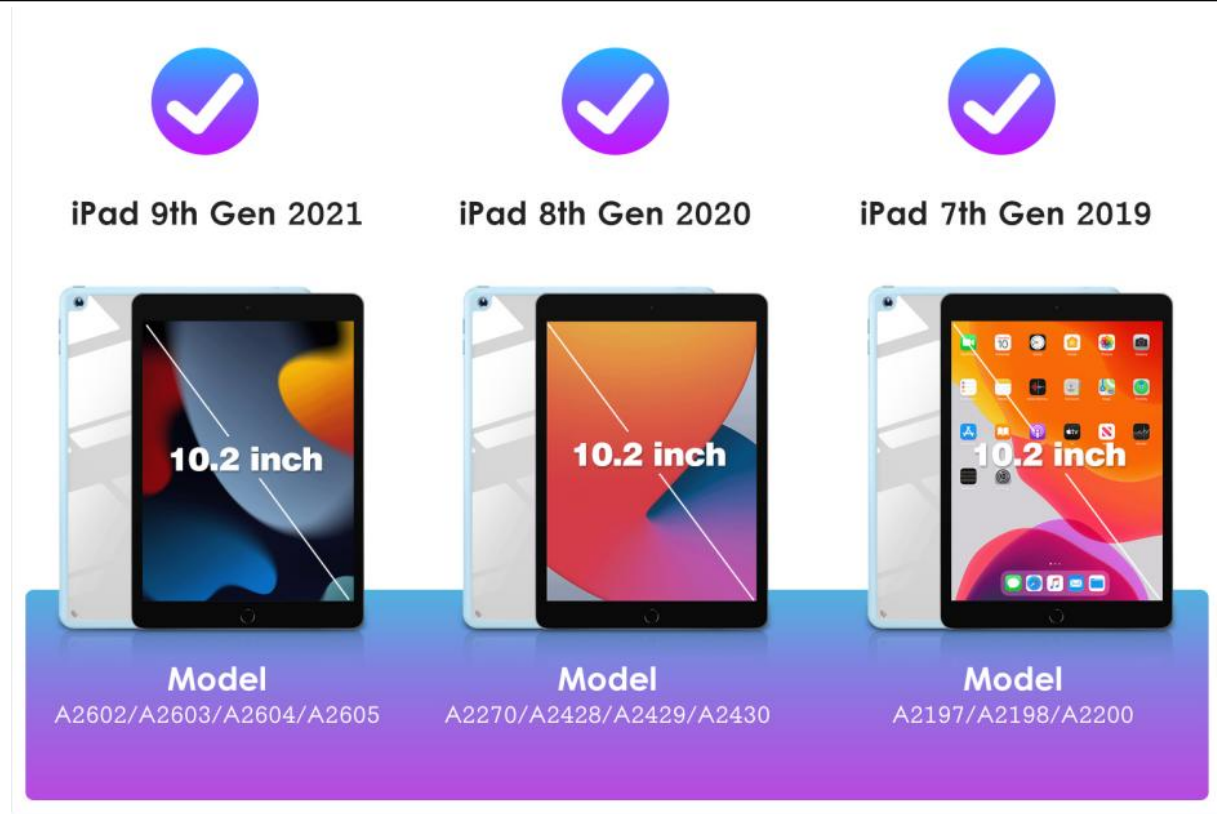
- ✓ Settings > General > About > Model Number. If the number you see has a slash "/", that's the part number (for example, MY3K2LL/A). Click on the part number and it will display your iPad model (for example, A2696).



ATTENTION!!!

This case is **ONLY** compatible with iPad as following:

iPad Model	Display Size(inch)	Model Number	Years Launched
iPad 9th Generation	10.2	A2602, A2604, A2603, A2605	2021
iPad 8th Generation	10.2	A2270, A2428, A2429, A2430	2020
iPad 7th Generation	10.2	A2197, A2200, A2198	2019



This case is **NOT** compatible with the models iPad as below:

iPad Model	Display Size(inch)	Model Number	Years Launched
iPad Pro 11" 4th Generation	11	A2759, A2435, A2761, A2762	2022
iPad Pro 11" 3rd Generation	11	A2459, A2301, A2460, A2377	2021
iPad Pro 11" 2nd Generation	11	A2228, A2068, A2230, A2231	2020
iPad Pro 11" 1st Generation	11	A1980, A2013, A1934, A1979	2018
iPad Air 5th Generation	10.9	A2588, A2589, A2591	2022
iPad Air 4th Generation	10.9	A2316, A2324, A2325, A2072	2020
iPad Air 2nd Generation	9.7	A1566, A1567	2014
iPad Air 1st Generation	9.7	A1474, A1475, A1476	2013
iPad 10th Generation	10.9	A2696, A2757, A2777	2022
iPad 6th Generation	9.7	A1893, A1954	2018
iPad 5th Generation	9.7	A1822, A1823	2017