



## Canada Price List



Effective: January 01, 2024



@thegarlandcanada



@garlandcanada\_



@welbiltcanada



garlandcanada.ca



Visit Welbilt Brand Portal:

<https://assets.welbilt.com/login/>

**GARLAND**<sup>®</sup>  
CANADA

# Price List Canada

**NOTICE:**

**DELFIELD PRODUCTS ARE NOT APPROVED OR AUTHORIZED FOR HOME OR RESIDENTIAL USE, BUT ARE INTENDED FOR COMMERCIAL APPLICATIONS ONLY. DELFIELD WILL NOT PROVIDE SERVICE, WARRANTY, MAINTENANCE OR SUPPORT OF ANY KIND OTHER THAN IN COMMERCIAL APPLICATIONS.**

**INSTRUCTIONS AND ASSISTANCE IN ORDERING**

Specify the following information when ordering:

1. Your order number
2. Quantity and model number of units
3. Voltage, Cycle, (Hz), & Phase
4. Delivery date and shipping instruction

NOTE: Delfield custom units will require factory drawing(s) to be signed off before order will be processed

**SERVICE**

When corresponding with the factory regarding service, performance or replacement parts, be sure to refer to the particular product by correct model number including prefix and suffix letters, numbers and serial number. This information can be found on the rating plate. Any information pertaining to performance parts or servicing can be obtained by writing our Mississauga office. Continuous product improvement is a Garland policy, therefore specifications and design are subject to change without notice.

**TERMS AND CONDITIONS**

All prices exclude the Goods and Services Tax (G.S.T.) and Provincial and Local Taxes. All prices are in Canadian Dollars.

Refer to Garland dealer policy for:

- A. Terms of Sale
- B. Equipment Returns or Order Cancellations
- C. Damaged Shipments

**Garland Canada reserves the right to change warranties, accessories or product configurations without notice. Access our website at [www.GarlandCanada.ca](http://www.GarlandCanada.ca) for current information which supercedes any printed information. Further inquiries may also be directed to Customer Service at 1-888-442-7526.**

<b>GARLAND CANADA CUSTOMER SERVICE</b>	<b>VOICE</b>	<b>FAX</b>
Sales	(888) 442-7526	(800) 361-2724
KitchenCare (Parts, Service and Warranty)	(844) 724-2273	N/A

## INDEX BY EQUIPMENT TYPE

An introduction to each product line precedes its pricing section.

### Accessories

Blast Chiller/Shock Freezers .....	19
Undercounter/Flat Top Fridge/Freezer Bases .....	24-25
Display Cases .....	45
Drop-Ins/Built-Ins .....	84
EHEI .....	41
Equipment Stands .....	39
Mobile Dispensing Equipment .....	94
Prep Tables .....	35-36
Serving Lines .....	67-71
Specification Line .....	15
Work Tables Refrigerated and Freezer .....	5

### Blast Chillers/Shock Freezers .....

### Undercounter/Flat Top Fridge/Freezer Bases .....

### Cashier Stands .....

### Dish Dispensers

Drop In .....	81
Mobile Enclosed Frame .....	88-90

### Display Cases

Drop In .....	42, 43
Refrigerated .....	42-44

### Drop Ins

Cold Pans .....	74-75
Cold Slab .....	76
Combo Hot/Cold .....	77
Dish Dispensers .....	81
Display Cases .....	42, 43
Freezer .....	73
Frost Tops .....	76
Heated Food Wells .....	78-79
LiquiTec® .....	75
Radial .....	80
Sink, Faucets & Glass Fillers .....	73
Tray and Rack Dispenser .....	83
Water Station and Ice Storage .....	73

### EHEI .....

### Equipment Stands

Low Profile Refrigerated and Freezer Base .....	38
---	----

### FlexiShield Foodshields .....

### Freezers

Bases .....	18
Drop In .....	73
Dual Temp .....	12
Equipment Stands .....	39
Pass-Thrus .....	12
Reach-Ins .....	10, 17
Roll-Ins .....	13
Serving Counters .....	51, 68, 76
Undercounter .....	21
Work Tables .....	27

### Heated Units

Combo Hot/Cold Serving Counter .....	77
Dish Dispensers .....	81, 82
Drop Ins Food Wells .....	74-76
Food Table .....	41
Pass-Thrus .....	11
Reach-Ins .....	11
Roll-Ins .....	13
Roll-Thrus .....	14
Serving Counters .....	49, 51, 79

### Lettuce and Vegetable Spin Drier .....

### EcoMark Component Crafted Equipment ... Please see separate book

### EcoMark Prep Tables .....

### Rack Dispensers

Drop-In .....	83
Mobile .....	92-93

### Radial Drop-Ins .....

### Refrigerators

Bases .....	38
Bases, Salad Top .....	30-34

Bases, Mega Top .....	30-34
Combo Hot/Cold Serving Counter .....	67, 75
Display .....	42-44
Drop In Food Wells .....	74-75
Dual Temp .....	12
Equipment Stands .....	39
Pass Thru .....	12
Reach-In .....	10, 17
Roll In .....	13
Roll Thru .....	14
Serving Counter .....	49-88
Work Table .....	27
Undercounter .....	25

### Serving Counters

All purpose .....	58, 77, 78, 85-86
Beverage .....	76, 84
Combination Hot/Cold .....	73, 81
Frost Top .....	51, 74, 82
Handsink .....	57
Heated .....	49, 51, 79
Ice Pan .....	50, 75, 83
Radial .....	52-55
Refrigerated .....	50, 72, 80
Refrigerated Display .....	42-44

### Specification Line

Reach-in refrigerator & freezers .....	10
Heated Reach-in & pass-thru .....	11
Dual Temp & pass-thru refrigerator & freezers .....	12
Roll-ins .....	13
Roll-thrus & specialty .....	14

### Tray Dispensers

Drop In/Built In .....	83
Mobile Cantilever Frame .....	91
Mobile Enclosed Frame .....	92-93
Mobile Open Frame .....	93

### Utility Carts .....

### Work Tables .....

### Undercounter .....

# Chef's Counters Serving Systems Engineered Products

*Infinite possibilities.*



# What is Delfield EcoMark Fabrication Equipment?

## CHEF'S COUNTERS



### ***Custom Fabrication With Standard Components***

Delfield brings a different approach to custom fabrication. With any piece of equipment, such as utility storage, hot food table or glass rack cabinets, similar components are used. This holds true with freezers, refrigerators, prep tables, salad tables and so on. What Delfield has mastered is developing standard components that are consistent from job to job, year to year and month to month. What does this do for you? For one, the ability to purchase equipment that can be installed anywhere in the country and be assured it's the same each and every time. In addition, serviceability is increased due to common parts and labor is saved due to service technician's familiarity with the equipment. By developing common components in custom equipment Delfield is able to provide consistent pricing, no matter what time of year or how busy we happen to be.

## SERVING SYSTEMS



Using the component crafted custom fabrication approach allows you to develop thousands of different equipment configurations while maintaining consistency throughout the equipment. Don't think for a minute this technique takes away from the quality of the equipment. It's quite the opposite, Delfield's ability to produce commonality in our equipment is a great value in many ways to our customer.





Delfield allows many of these components to be modified but remain similar in construction. This is the advantage of using Delfield over local custom fabrication. Our solid modeling capabilities, automated part demand flow, leading edge break presses, lasers and punches all give Delfield customers consistent precise products versus antiquated pencil marked, hand braked parts.

## DELFIELD ECOMARK FABRICATION EQUIPMENT

Start building your dream counter now! All of these units can be combined under one continuous top (up to 168" long) Each unit can be quickly splined together or field welded, for seamless appearance.

### GENERAL

- R290 or R-404A refrigerant options
- All units can be provided with optional 14-gauge stainless steel tops.
- Special electrical requirements available on all units
- All refrigerators can be supplied remote or self contained




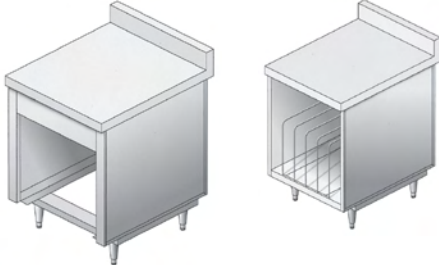
14 SERIES HOT FOOD TABLES		<b>14 SERIES HOT FOOD TABLES</b> <ul style="list-style-type: none"> <li>• Standard 16-gauge tops</li> <li>• Electric</li> <li>• Individually controlled or single tank water bath</li> <li>• Standard with drains and manifold</li> <li>• Optional cutting board</li> <li>• Optional auto fill</li> <li>• Available in any length</li> </ul>
15 SERIES DISPLAY CASES		<b>15 SERIES DISPLAY CASES</b> <ul style="list-style-type: none"> <li>• Standard 16-gauge tops</li> <li>• 24" or 30" deep under display section</li> <li>• Mirror back, single service display with a see through display section with glass doors on both sides.</li> <li>• Available in 4' and 6' lengths</li> <li>• Optional locks</li> <li>• Optional additional shelves</li> <li>• Optional mirrored interior doors</li> </ul>
16 SERIES UTILITY STANDS		<b>16 SERIES UTILITY STANDS</b> <ul style="list-style-type: none"> <li>• Standard 16-gauge tops</li> <li>• Open shelf</li> <li>• Dry drawer</li> <li>• Hinged door</li> <li>• Sliding door</li> <li>• Available in any length</li> <li>• Optional door/drawer locks</li> <li>• Optional urn trough</li> <li>• 10 year drawer warranty</li> </ul>
17 SERIES EQUIPMENT STANDS		<b>17 SERIES EQUIPMENT STANDS</b> <ul style="list-style-type: none"> <li>• Standard 18-gauge tops</li> <li>• Standard maple cutting board</li> <li>• Open shelf</li> <li>• Dry drawer</li> <li>• Refrigerated &amp; freezer storage</li> <li>• Optional doors</li> <li>• Door/drawer locks</li> <li>• Freezers from 43" to 94"</li> <li>• Refrigerators from 39" to 122"</li> </ul> <ul style="list-style-type: none"> <li>• Available for bottom mounted ventilation</li> <li>• Full height sides and back for quick assembly into full equipment lineup</li> <li>• Feature Delfield's exclusive Full Extension Plus Drawer System</li> </ul>

Specifications and prices subject to change without notice.



### GENERAL

- R290 or R-404A refrigerant options
- All units can be provided with optional 14-gauge stainless steel tops
- Special electrical requirements available on all units
- All refrigerators can be supplied remote or self-contained

18 SERIES WORK TABLES		<b>18 SERIES WORK TABLES</b> <ul style="list-style-type: none"> <li>• Standard 16-gauge tops</li> <li>• Refrigerated or freezer models available</li> <li>• Optional 2 high and 3 high drawers</li> <li>• Available up to 126" with four door/drawer fronts</li> <li>• Optional tray racks</li> </ul>
18 SERIES SALAD & MEGA TOP		<b>18 SERIES SALAD AND MEGA TOP</b> <ul style="list-style-type: none"> <li>• Available from 36" to 132" with (4) base fronts</li> <li>• Optional pans and adapter bars</li> <li>• Number of pans to suit any need; 6 to 26 on salad tops and up to 42 on mega tops</li> <li>• Optional cover styles.</li> </ul>
18 SERIES PIZZA PREP & SANDWICH TABLES		<b>18 SERIES - PIZZA PREP AND SANDWICH TABLES</b> <ul style="list-style-type: none"> <li>• Available from 36" to 132" with (4) base fronts</li> <li>• Optional cutting boards</li> <li>• Optional 2 high and 3 high drawers</li> <li>• Optional locks available</li> <li>• Drain and gate valve available</li> <li>• Optional pans and adapter bars</li> <li>• Optional tray racks</li> </ul>
20, 21, 22 SERIES ADD ON UNITS		<b>20, 21, 22, SERIES TOP EXTENSIONS AND ADD ON UNITS</b> <ul style="list-style-type: none"> <li>• Available in any length and size</li> <li>• Top extensions</li> <li>• Dish rack and dispensers</li> <li>• Food warmers</li> <li>• Tilt out waste bins</li> <li>• Hinged door waste bin</li> <li>• Syrup tank storage cabinet</li> <li>• Oval tray storage</li> <li>• Build these units into any common top to come up with your desired length</li> </ul>

Finish your line off with multiple options. Overshelves, finished backs and ends, tray slides, heat lamps, and outlets are all available to dress your counter. Make your vision a reality with Delfield Custom! Contact us at 800-733-8821 for a custom quote or pricing.

# HOW TO ORDER DELFIELD ECOMARK EQUIPMENT

## Need A Quote?

Delfield Sales ATTN: \_\_\_\_\_

Dealer ATTN: \_\_\_\_\_

### Field Quote Request

**Project Name:** \_\_\_\_\_

**Bid Date:** \_\_\_\_\_

**Location: (City/State)** \_\_\_\_\_

**Install Date:** \_\_\_\_\_

**Consultant:** \_\_\_\_\_

**Phone Number:** \_\_\_\_\_

**Is Line Up:**

☐ Component Crafted Custom Equipment

☐ Shelley

**Refrigerated Units:**

☐ Self-contained

☐ Remote

**Hot Food Wells:**

☐ Individual

☐ Open Bath

**Pre Wired to:**

☐ Breaker Panel

☐ J-Box

**Are Drawings Available:**

☐ Plan

☐ Elevation (scale)

☐ Hand Sketch

**Similar to a Job Previously Quoted:**

☐ Name: \_\_\_\_\_

**Accessories Supplied and Installed by Delfield:**

☐ Yes

☐ No

**Customer Supplied/Installed by Delfield:**

☐ Yes

☐ No

**Field Installed by Customer:**

☐ Yes

☐ No

**Any Size Restrictions for Installation Site:**

☐ Max Size \_\_\_\_\_

**Finish of Equipment:**

☐ S/S

☐ Laminate

**Is this a:**

☐ Quote Only

☐ Quote and Drawing

**Key for labeling drawing:**

A: ☐ Dry Storage Unit

☐ Refrigerated

B: ☐ Raised Refrigerated Rail

☐ Salad Opening

☐ LiquiTec®

C: ☐ Hot Food Wells

☐ Mega Top Opening

☐ Standard

☐ ESP

D: ☐ Pass-thru Storage

☐ Refrigerated

☐ Open Shelf

E: ☐ Dry Drawer

☐ Roll Warmer

☐ Refrigerated Drawers

F: ☐ Overshelf

☐ Single ☐ Double

Width: \_\_\_\_\_

☐ Pot Rack

☐ Single/Double

☐ Oval

G: ☐ Microwave Shelf:

Length: \_\_\_\_\_ Width: \_\_\_\_\_

H: ☐ Outlets

☐ Heat Lamps

☐ Empty Baskets

I: ☐ Hand Sink: Size: \_\_\_\_\_

J: ☐ Standard Units

K: ☐ Top Extension

L: ☐ Open Storage

☐ Sliding Door

☐ Hinged Door



## **Specification Line®**

Reach-in refrigerators and  
freezers

Pass Thrus

Dual Temps

Roll ins & Roll thrus

Specialty



# GAR - REACH-IN REFRIGERATORS

## GAF - REACH-IN FREEZERS



GAR1P-SH

### Product Information

- GreenGenius™ R290 top mount refrigeration system featuring TXV expansion valve and hot gas condensate removal
- easyTouch Control with remote monitoring capability
- Digital exterior temperature display with high/low temp visual alarms
- Energy saving LED interior light
- Removable side louver
- Accommodates full size sheet pans (void on narrow models)
- Smart door hinge that auto closes up to 90° and stays open past 90° (void on sliding glass door models)
- Patented, lifetime warranty integral door handle (solid doors only)
- Energy efficient door gasket – removable without tools
- Door locks
- 5" locking casters shipped loose for field installation
- 10' cord and plug attached
- Stainless steel exterior front, sides & interior
- Field rehingable doors - full height doors only
- Stainless steel pilaster with shelf clips
- 3 chrome shelves per section standard
- 115V / 60C / 1 P Standard
- 3 year parts and labor warranty and an additional 4 year compressor parts warranty

### Specifications and Prices

Model	Description	V/Hz/Ph	Amps	Volume Cu. Ft.	Shelf Capacity Sq. Ft.	# of Shelves	Unit H.P.	Btu/Hr System Cap	Ship Weight	Nema Plug	List Price
<b>REFRIGERATORS</b>											
<b>GAR1P-S</b>	One section, Full height solid door	115/60/1	4.2	21	11.5	3	0.22	1799	351 lbs	5-15P	<b>\$11,772</b>
<b>GAR2P-S</b>	Two section, Full height solid door	115/60/1	6	46	25.25	6	0.35	2385	495 lbs	5-15P	<b>\$15,811</b>
<b>GAR3P-S</b>	Three section, Full height solid door	115/60/1	6.5	71	39	9	0.38	3630	767 lbs	5-15P	<b>\$22,058</b>
<b>GAR1P-SH</b>	One section, Half height solid door	115/60/1	4.2	21	11.5	3	0.22	1799	351 lbs	5-15P	<b>\$12,606</b>
<b>GAR2P-SH</b>	Two section, Half height solid door	115/60/1	6	46	25.25	6	0.35	2385	495 lbs	5-15P	<b>\$16,621</b>
<b>GAR3P-SH</b>	Three section, Half height solid door	115/60/1	6.5	71	39	9	0.38	3630	767 lbs	5-15P	<b>\$23,164</b>
<b>GAR1P-G</b>	One section, Full height glass door	115/60/1	4.2	21	11.5	3	0.22	1799	236 lbs	5-15P	<b>\$12,767</b>
<b>GAR2P-G</b>	Two section, Full height glass door	115/60/1	6	46	25.25	6	0.35	2385	322 lbs	5-15P	<b>\$16,858</b>
<b>GAR3P-G</b>	Three section, Full height glass door	115/60/1	6.5	71	39	9	0.38	3630	485 lbs	5-15P	<b>\$24,175</b>
<b>GAR1P-GH</b>	One section, Half height glass door	115/60/1	4.2	21	11.5	3	0.22	1799	236 lbs	5-15P	<b>\$13,782</b>
<b>GAR2P-GH</b>	Two section, Half height glass door	115/60/1	6	46	25.25	6	0.35	2385	322 lbs	5-15P	<b>\$18,173</b>
<b>GAR3P-GH</b>	Three section, Half height glass door	115/60/1	6.5	71	39	9	0.38	3630	485 lbs	5-15P	<b>\$25,665</b>
<b>GAR2P-GL</b>	Two section, Full height sliding glass door	115/60/1	6	46	25.25	6	0.38	3630	490 lbs	5-15P	<b>\$20,837</b>
<b>GAR1NP-S</b>	One section narrow, Full height solid door	115/60/1	4.2	18	9.75	3	0.22	1799	361 lbs	5-15P	<b>\$11,974</b>
<b>GAR2NP-S</b>	Two section narrow, Full height solid door	115/60/1	6	40	21.75	6	0.35	2385	632 lbs	5-15P	<b>\$15,397</b>
<b>GAR1NP-SH</b>	One section narrow, Half height solid door	115/60/1	4.2	18	9.75	3	0.22	1799	361 lbs	5-15P	<b>\$13,052</b>
<b>GAR2NP-SH</b>	Two section narrow, Half height solid door	115/60/1	6	40	21.75	6	0.35	2385	632 lbs	5-15P	<b>\$16,781</b>
<b>GAR1NP-G</b>	One section narrow, Full height glass door	115/60/1	4.2	18	9.75	3	0.22	1799	391 lbs	5-15P	<b>\$13,482</b>
<b>GAR2NP-G</b>	Two section narrow, Full height glass door	115/60/1	6	40	21.75	6	0.35	2385	652 lbs	5-15P	<b>\$16,578</b>
<b>GAR1NP-GH</b>	One section narrow, Half height glass door	115/60/1	4.2	18	9.75	3	0.22	1799	391 lbs	5-15P	<b>\$13,974</b>
<b>GAR2NP-GH</b>	Two section narrow, Half height glass door	115/60/1	6	40	21.75	6	0.35	2385	652 lbs	5-15P	<b>\$17,853</b>
<b>FREEZERS</b>											
<b>GAF1P-S</b>	One section, Full height solid door	115/60/1	7.2	21	11.5	3	0.55	2035	354 lbs	5-15P	<b>\$13,782</b>
<b>GAF2P-S</b>	Two section, Full height solid door	115/60/1	10	46	25.25	6	0.68	2485	495 lbs	5-15P	<b>\$17,653</b>
<b>GAF3P-S</b>	Three section, Full height solid door	115/60/1	14.7	71	39	9	(2X)0.55	4065	772 lbs	5-20P	<b>\$25,456</b>
<b>GAF1P-SH</b>	One section, Half height solid door	115/60/1	7.2	21	11.5	3	0.55	2035	354 lbs	5-15P	<b>\$14,902</b>
<b>GAF2P-SH</b>	Two section, Half height solid door	115/60/1	10	46	25.25	6	0.68	2485	495 lbs	5-15P	<b>\$18,424</b>
<b>GAF3P-SH</b>	Three section, Half height solid door	115/60/1	14.7	71	39	9	(2X)0.55	4065	772 lbs	5-20P	<b>\$26,806</b>

Specification Line accessories and modifications can be found on page 15.

Specifications and prices subject to change without notice.

# GAH - REACH-IN HEATED GAHPT - PASS-THRU HEATED

## Product Information

- easyTouch Control with remote monitoring capability
- Digital exterior temperature display with high/low temp visual alarms
- Removable side louver
- Accommodates full size sheet pans
- Stainless steel interior door liner
- Smart door hinge that auto closes up to 90° and stays open past 90°
- Patented, lifetime warranty integral door handle (solid doors only)
- Energy efficient door gasket – removable without tools
- Door locks
- 40 watt incandescent light
- 5" locking casters shipped loose for field installation
- 10' cord and plug attached
- Stainless steel exterior front, sides & interior
- Field rehingable doors - full height doors only
- Stainless steel pilaster with shelf clips
- 3 chrome shelves per section standard
- 3 year parts and labor warranty and an additional 4 year compressor parts warranty



GAH1-SH

## Specifications and Prices

### Heated reach-ins

Model	Description	V/Hz/Ph	Amps	Volume Cu. Ft.	Shelf Capacity Sq. Ft.	# of Shelves	Unit H.P.	Btu/Hr System Cap	Ship Weight	Nema Plug	List Price
GAH1-S	One section, Full height solid door	208-240/60/1	6	21	11.5	3	N/A	N/A	333 lbs	6-20P	\$9,970
GAH2-S	Two section, Full height solid door	208-240/60/1	10.5	46	25.5	6	N/A	N/A	630 lbs	6-20P	\$14,800
GAH1-SH	One section, Half height solid door	208-240/60/1	6	21	11.5	3	N/A	N/A	333 lbs	6-20P	\$11,017
GAH2-SH	Two section, Half height solid door	208-240/60/1	10.5	46	25.5	6	N/A	N/A	630 lbs	6-20P	\$15,814
GAH1-G	One section, Full height glass door	208-240/60/1	6	21	11.5	3	N/A	N/A	361 lbs	6-20P	\$10,477
GAH2-G	Two section, Full height glass door	208-240/60/1	10.5	46	25.5	6	N/A	N/A	640 lbs	6-20P	\$16,261
GAH1-GH	One section, Half height glass door	208-240/60/1	6	21	11.5	3	N/A	N/A	361 lbs	6-20P	\$11,448
GAH2-GH	Two section, Half height glass door	208-240/60/1	10.5	46	25.5	6	N/A	N/A	640 lbs	6-20P	\$17,435

### Heated pass-thrus

Model	Description	V/Hz/Ph	Amps	Volume Cu. Ft.	Shelf Capacity Sq. Ft.	# of Shelves	Unit H.P.	Btu/Hr System Cap	Ship Weight	Nema Plug	List Price
GAHPT1-S	One section, Full height solid door	208-240/60/1	6	23	11.5	3	N/A	N/A	333 lbs	6-20P	\$12,090
GAHPT2-S	Two section, Full height solid door	208-240/60/1	10.5	50	25.5	6	N/A	N/A	630 lbs	6-20P	\$20,598
GAHPT1-SH	One section, Half height solid door	208-240/60/1	6	23	11.5	3	N/A	N/A	333 lbs	6-20P	\$13,156
GAHPT2-SH	Two section, Half height solid door	208-240/60/1	10.5	50	25.5	6	N/A	N/A	630 lbs	6-20P	\$21,800
GAHPT1-G	One section, Full height glass door	208-240/60/1	6.0	23	12.12	3	0.22	N/A	631 lbs	6-20P	\$13,496
GAHPT2-G	Two section, Full height glass door	208-240/60/1	10.5	50	26.5	6	0.38	N/A	640 lbs	6-20P	\$23,163
GAHPT1-GH	One section, Half height glass door	208-240/60/1	6.0	23	12.12	3	0.22	N/A	631 lbs	6-20P	\$14,548
GAHPT2-GH	Two section, Half height glass door	208-240/60/1	10.5	50	26.5	6	0.38	N/A	640 lbs	6-20P	\$24,742

Specification Line® Reach-Ins accessories and modifications can be found on page 15.

Specifications and prices subject to change without notice.

**GARLAND**  
CANADA

# GADT - DUAL TEMP GARPT -PASS-THRU REFRIGERATORS GAFPT -PASS-THRU FREEZERS



GARPT2P-G

## Product Information

- GreenGenius™ R290 top mount refrigeration system featuring TXV expansion valve and hot gas condensate removal
- easyTouch Control with remote monitoring capability
- Digital exterior temperature display with high/low temp visual alarms
- Energy saving LED interior light
- Removable side louver
- Accommodates full size sheet pans
- Raised ABS interior door liner
- Smart door hinge that auto closes up to 90° and stays open past 90°
- Patented, lifetime warranty integral door handle (solid doors only)
- Energy efficient door gasket – removable
- without tools
- Door locks
- 5" locking casters shipped loose for field installation
- 10' cord and plug attached
- Stainless steel exterior front, sides & interior
- Field rehingable doors - full height doors only
- Stainless steel pilaster with shelf clips
- 4 chrome shelves per section standard
- 115V / 60C / 1 P Standard
- 3 year parts and labor warranty and an additional 4 year compressor parts warranty

## Specifications and Prices

### Dual temps

Model	Description	V/Hz/Ph	Amps	Volume Cu. Ft.	Shelf Capacity Sq. Ft.	# of Shelves	Unit H.P.	Btu/Hr System Cap	Ship Weight	Nema Plug	List Price
GADTR1P-SH	One section, Half height solid door	115/60/1	6	21	(4x)8.6	4	(REF)0.20 (FRZR)0.315	1094 1453	398 lbs	5-15P	<b>\$16,810</b>
GADBR1P-SH	One section, Half height solid door	115/60/1	6	21	(4x)8.6	4	(REF)0.20 (FRZR)0.315	1094 1453	398 lbs	5-15P	<b>\$16,810</b>
GADFL2P-S	Two section, full height solid door	115/60/1	6	46	(8x)8.6	8	(REF)0.20 (FRZR)0.315	TBD	TBD	5-15P	<b>\$19,926</b>
GADRL2P-S	Two section, full height solid door	115/60/1	6	46	(8x)8.6	8	(REF)0.20 (FRZR)0.315	TBD	TBD	5-15P	<b>\$19,926</b>

### Refrigerator, Freezer pass-thrus

Model	Description	V/Hz/Ph	Amps	Volume Cu. Ft.	Shelf Capacity Sq. Ft.	# of Shelves	Unit H.P.	Btu/Hr System Cap	Ship Weight	Nema Plug	List Price
GARPT1P-S	One section, Full height solid door	115/60/1	4.2	23	12.12	3	0.22	1799	448 lbs	5-15P	<b>\$13,677</b>
GARPT2P-S	Two section, Full height solid door	115/60/1	6.5	50	26.5	6	0.38	3320	652 lbs	5-15P	<b>\$20,291</b>
GARPT1P-SH	One section, Half height solid door	115/60/1	4.2	23	12.12	3	0.22	1799	448 lbs	5-15P	<b>\$14,912</b>
GARPT2P-SH	Two section, Half height solid door	115/60/1	6.5	50	26.5	6	0.38	3320	652 lbs	5-15P	<b>\$21,187</b>
GARPT1P-G	One section, Full height glass door	115/60/1	4.2	23	12.12	3	0.22	1799	472 lbs	5-15P	<b>\$14,325</b>
GARPT2P-G	Two section, Full height glass door	115/60/1	6.5	50	26.5	6	0.38	3320	680 lbs	5-15P	<b>\$22,296</b>
GARPT1P-GH	One section, Half height glass door	115/60/1	4.2	23	12.12	3	0.22	1799	472 lbs	5-15P	<b>\$16,123</b>
GARPT2P-GH	Two section, Half height glass door	115/60/1	6.5	50	26.5	6	0.38	3320	680 lbs	5-15P	<b>\$23,483</b>
GAFPT1P-S	One section, Full height solid door	115/60/1	7.2	23	12.12	3	0.55	1968	452 lbs	5-15P	<b>\$15,566</b>
GAFPT2P-S	Two section, Full height solid door	115/60/1	10	50	26.5	6	(2X)0.55	3936	482 lbs	5-20P	<b>\$21,625</b>
GAFPT1P-SH	One section, Half height solid door	115/60/1	7.2	23	12.12	3	0.55	1968	452 lbs	5-15P	<b>\$16,481</b>
GAFPT2P-SH	Two section, Half height solid door	115/60/1	10	50	26.5	6	(2X)0.55	3936	482 lbs	5-15P	<b>\$23,601</b>

Specification Line® Reach-Ins accessories and modifications can be found on page 15.

# GARRI - ROLL IN REFRIGERATOR GAFRI - ROLL IN FREEZER GAHRI - ROLL - IN HEATED

## Product Information

- easyTouch Control with remote monitoring capability
- Digital exterior temperature display with high/low temp visual alarms
- Energy saving LED interior light (40 watt incandescent light on heated models)
- Removable side louver
- Accommodates full size sheet pans
- Smart door hinge that auto closes up to 90° and stays open past 90°
- Energy efficient door gasket – removable without tools
- Door locks
- Includes 14 GA stainless steel ramp - 1" tall with a 10 degree slope
- Raised ABS door liner (refrigerator/freezer models only)
- Stainless steel door liner (heated units only)
- 10' cord and plug attached
- Stainless steel exterior front, sides & interior
- 3 year parts and labor warranty and an additional 4 year compressor parts warranty



GARRI1P-S

## Specifications and Prices

Model	Description	V/Hz/Ph	Amps	Volume Cu. Ft.	Shelf Capacity Sq. Ft.	# of Shelves	Unit H.P.	Btu/Hr System Cap	Ship Weight	Nema Plug	List Price
<b>GARRI1P-S</b>	One section, Full height solid door	115/60/1	6	37	N/A	N/A	0.35	2385	446 lbs	5-15P	<b>\$13,426</b>
<b>GARRI2P-S</b>	Two section, Full height solid door	115/60/1	6.5	76.5	N/A	N/A	0.38	3320	715 lbs	5-15P	<b>\$18,298</b>
<b>GARRI1P-G</b>	One section, Full height glass door	115/60/1	6	37	N/A	N/A	0.35	2385	486 lbs	5-15P	<b>\$14,964</b>
<b>GARRI2P-G</b>	Two section, Full height glass door	115/60/1	6.5	76.5	N/A	N/A	0.38	3320	745 lbs	5-15P	<b>\$19,852</b>
<b>GAFRI1P-S</b>	One section, Full height solid door	115/60/1	10	37	N/A	N/A	0.68	2194	466 lbs	5-15P	<b>\$15,461</b>
<b>GAFRI2P-S</b>	Two section, Full height solid door	115/60/1	14.7	76.5	N/A	N/A	(2X)0.55	3936	690 lbs	5-20P	<b>\$22,836</b>
<b>GAHRI1-S</b>	One section, Full height solid door	208-240/60/1	6	37	N/A	N/A	N/A	N/A	446 lbs	6-20P	<b>\$12,828</b>
<b>GAHRI2-S</b>	Two section, Full height solid door	208-240/60/1	10.5	76.5	N/A	N/A	N/A	N/A	715 lbs	6-20P	<b>\$17,664</b>
<b>GAHRI1-G</b>	One section, Full height glass door	208-240/60/1	6	37	N/A	N/A	N/A	N/A	486 lbs	6-20P	<b>\$14,348</b>
<b>GAHRI2-G</b>	Two section, Full height glass door	208-240/60/1	10.5	76.5	N/A	N/A	N/A	N/A	745 lbs	6-20P	<b>\$19,717</b>

Specification Line® Reach-Ins accessories and modifications can be found on page 15.

# GARRT - ROLL-THRU REFRIGERATOR

## GAHRT - ROLL-THRU HEATED

## GAFF-D - FISH FILE



GARRT1P-S

### Product Information

- GreenGenius™ R290 top mount refrigeration system featuring TXV expansion valve and hot gas condensate removal
- easyTouch Control with remote monitoring capability
- Digital exterior temperature display with high/low temp visual alarms
- Energy saving LED interior light (40 watt incandescent light on heated models)
- Removable side louver
- Accommodates full size sheet pans
- Raised ABS interior door liner (Refrigerated models only)
- Stainless steel door liner (heated units only)
- Smart door hinge that auto closes up to 90° and stays open past 90°
- Stainless steel door liner (v units only)
- Energy efficient door gasket – removable without tools
- Door locks
- 10' cord and plug attached
- Includes 14 GA stainless steel ramp - 1" tall with a 10 degree slope
- Stainless steel exterior front, sides & interior
- 3 year parts and labor warranty and an additional 4 year compressor parts warranty

### Specifications and Prices

Model	Description	V/Hz/Ph	Amps	Volume Cu. Ft.	Shelf Capacity Sq. Ft.	# of Shelves	Unit H.P.	Btu/Hr System Cap	Ship Weight	Nema Plug	List Price
<b>GARRT1P-S</b>	One section, Full height solid door	115/60/1	6	39	N/A	N/A	0.35	2385	486 lbs	5-15P	<b>\$15,622</b>
<b>GARRT2P-S</b>	Two section, Full height solid door	115/60/1	6.5	80.5	N/A	N/A	0.38	3320	683 lbs	5-15P	<b>\$21,410</b>
<b>GAHRT1-S</b>	One section, Full height solid door	208-240/60/1	6	39	N/A	N/A	N/A	N/A	465 lbs	6-20P	<b>\$15,691</b>
<b>GAHRT2-S</b>	Two section, Full height solid door	208-240/60/1	10.5	80.5	N/A	N/A	N/A	N/A	683 lbs	6-20P	<b>\$21,857</b>

Model	Description	V/Hz/Ph	Amps	Volume Cu. Ft.	Shelf Capacity Sq. Ft.	# of Shelves	Unit H.P.	Btu/Hr System Cap	Ship Weight	Nema Plug	List Price
<b>GARFF1P-D</b>	One Section, Fish File Drawers with S/S interior	115/60/1	6	39	N/A	N/A	0.35	2385	TBD	5-15P	<b>\$18,626</b>

Specification Line® Reach-Ins accessories and modifications can be found on page 15.

Specifications and prices subject to change without notice.



Accessory Number	Description	Available on Models	List Price
AS000-AXC-003C	STAINLESS STEEL BACK - 2 SECTION ROLL-IN	RI	<b>\$277</b>
AS000-AXC-003D	STAINLESS STEEL BACK - 1 SECTION ROLL-IN	RI	<b>\$217</b>
AS000-B6R-0039	UTILITY BASE (1 SECTION)	R, DT	<b>\$472</b>
AS000-B6R-003A	UTILITY BASE (2 SECTION)	R, DT	<b>\$664</b>
AS000-B6R-003B	UTILITY BASE (3 SECTION)	R	<b>\$840</b>
AS000-B6R-003C	UTILITY BASE (1 SECTION NARROW)	R	<b>\$472</b>
AS000-B6R-003D	UTILITY BASE (2 SECTION NARROW)	R	<b>\$664</b>
AS000-B6R-003E	UTILITY BASE (1 SECTION PASS THRU)	PT	<b>\$472</b>
AS000-B6R-003F	UTILITY BASE (2 SECTION THRU)	PT	<b>\$664</b>
AS000-B88-0030	EXPORT/TRANSFORMER 220-240V/50 OR 60 HZ (SHIPPED LOOSE)	R, PT, DT, RI, RT	<b>\$1,815</b>
AS000-BCS-0032	TRIM STRIPS	R, PT, DT, RI, RT	<b>\$231</b>
AS000-BCS-0033	ANGLE MOLDING	R, PT, DT, RI, RT	<b>\$70</b>
AS000-BF3-0050	PRISON PACKAGE-REACH IN 1 DR		<b>\$902</b>
AS000-BF3-0052	PRISON PACKAGE-REACH IN 2 DR		<b>\$1,391</b>
AS000-BF3-0058	PRISON PACKAGE-REACH IN 3 DR		<b>\$1,906</b>
AS000-BF3-0062	PRISON PACKAGE-ROLLIN/ROLL THRU 1 DR		<b>\$902</b>
AS000-BF3-0063	PRISON PACKAGE-ROLLIN/ROLL THRU 2 DR		<b>\$1,391</b>
AS000-CTA-003M	FLAT STAINLESS STEEL DOOR LINER - (FULL HEIGHT)	R, PT, RI, RT	<b>NC</b>
AS000-CTA-003N	FLAT STAINLESS STEEL DOOR LINER - (HALF DOOR - TOP LT, BTM RT SECTION)	R, PT, DT	<b>NC</b>
AS000-CTA-003P	FLAT STAINLESS STEEL DOOR LINER - (HALF DOOR - BTM LT, TOP RT SECTION)	R, PT, DT	<b>NC</b>
AS000-CTA-003Q	FLAT STAINLESS STEEL DOOR LINER - (FULL HEIGHT)	R	<b>NC</b>
AS000-CTA-003R	FLAT STAINLESS STEEL DOOR LINER - NARROW (HALF DOOR - BTM LT, TOP RT SECTION)	R	<b>NC</b>
AS000-CTA-003S	FLAT STAINLESS STEEL DOOR LINER - NARROW (HALF DOOR - TOP LT, BTM RT SECTION)	R	<b>NC</b>
AS000-CTA-0045	HALF HEIGHT SOLID STAINLESS STEEL DOOR PAIR IN LIEU OF ONE FULL HEIGHT HINGED SOLID DOOR (REFG & FRZ)		<b>\$1,188</b>
AS000-CTA-0048	HALF HEIGHT SOLID STAINLESS STEEL DOOR PAIR IN LIEU OF ONE FULL HEIGHT HINGED SOLID DOOR (NARROW)		<b>\$896</b>
AS000-CTA-004C	HALF HEIGHT SOLID STAINLESS STEEL DOOR PAIR IN LIEU OF ONE FULL HEIGHT HINGED SOLID DOOR (HTD)		<b>\$1,188</b>
AS000-CTA-006C	ONE HALF HEIGHT GLASS DOOR IN LIEU OF ONE HALF HEIGHT STAINLESS STEEL DOOR (TOP LEFT OR BOTTOM RIGHT SECTION) - HEATED	R, PT	<b>\$1,249</b>
AS000-CTA-006E	FULL HEIGHT GLASS DOOR IN LIEU OF FULL HEIGHT STAINLESS STEEL DOOR ROLL-IN/ROLL THRU (RIGHT) - HEATED	RI, RT	<b>\$1,677</b>
AS000-CTA-006F	FULL HEIGHT GLASS DOOR IN LIEU OF FULL HEIGHT STAINLESS STEEL DOOR ROLL-IN/ROLL THRU (LEFT) - HEATED	RI, RT	<b>\$1,677</b>
AS000-CTA-006J	ONE HALF HEIGHT GLASS DOOR IN LIEU OF ONE HALF HEIGHT STAINLESS STEEL DOOR (TOP LEFT OR BOTTOM RIGHT SECTION) - REFRIGERATOR	R, PAT, DT	<b>\$854</b>
AS000-CTA-006P	FLAT STAINLESS STEEL DOOR LINER LT - (ROLL IN/ROLL THRU)	RI, RT	<b>NC</b>
AS000-CTA-006Q	FLAT STAINLESS STEEL DOOR LINER RT - (ROLL IN/ROLL THRU)	RI, RT	<b>NC</b>
AS000-CTA-006R	GLASS DOOR - (FULL NRW HEIGHT) IN LIEU OF SOLID S/S DOOR		<b>\$2,581</b>
AS000-CTA-006S	GLASS DOOR - (HALF NRW HEIGHT TOP OR BTM) PAIR IN LIEU OF SOLID S/S DOOR		<b>\$3,614</b>
AS000-CTA-006U	GLASS DOOR - (FULL HEIGHT) IN LIEU OF SOLID S/S DOOR		<b>\$2,581</b>
AS000-CTA-006V	GLASS DOOR - (HALF HEIGHT TOP OR BTM) PAIR IN LIEU OF SOLID S/S DOOR		<b>\$3,614</b>
AS000-CTA-006X	GLASS DOOR - (FULL HTD HEIGHT) IN LIEU OF SOLID S/S DOOR		<b>\$2,581</b>
AS000-CTA-006Z	GLASS DOOR - (HALF HTD HEIGHT TOP OR BTM) PAIR IN LIEU OF SOLID S/S DOOR		<b>\$3,614</b>
AS000-CV8-0030	2" CURB - 1 SECTION	R, PT, DT	<b>\$155</b>
AS000-CV8-0031	2" CURB - 2 SECTION	R, PT, DT	<b>\$210</b>
AS000-CV8-0032	2" CURB - 3 SECTION	R	<b>\$311</b>
AS000-CV8-0033	2" CURB - 1 SECTION (NARROW)	R	<b>\$155</b>
AS000-CV8-0034	2" CURB - 2 SECTION (NARROW)	R	<b>\$210</b>
AS000-CVK-0030	KICK PLATE (1 SECTION) - FRONT/BACK (FOR USE WITH 6" CASTER/LEG)	R, PT, DT	<b>\$161</b>
AS000-CVK-0031	KICK PLATE (2 SECTION) - FRONT/BACK (FOR USE WITH 6" CASTER/LEG)	R, PT, DT	<b>\$235</b>
AS000-CVK-0032	KICK PLATE (3 SECTION) - FRONT/BACK (FOR USE WITH 6" CASTER/LEG)	R	<b>\$336</b>
AS000-CVK-0033	KICK PLATE (1 SECTION - NARROW) - FRONT/BACK (FOR USE WITH 6" CASTER/LEG)	R	<b>\$161</b>
AS000-CVK-0034	KICK PLATE (2 SECTION - NARROW) - FRONT/BACK (FOR USE WITH 6" CASTER/LEG)	R	<b>\$235</b>
AS000-CVK-0035	KICK PLATE - SIDE (FOR USE WITH 6" CASTER/LEG)	R, PT, DT	<b>\$124</b>
AS000-CVK-0036	KICK PLATE (1 SECTION) - FRONT/BACK (FOR USE WITH 5" CASTER)	R, PT, DT	<b>\$161</b>
AS000-CVK-0037	KICK PLATE (2 SECTION) - FRONT/BACK (FOR USE WITH 5" CASTER)	R, PT, DT	<b>\$235</b>
AS000-CVK-0038	KICK PLATE (3 SECTION) - FRONT/BACK (FOR USE WITH 5" CASTER)	R	<b>\$336</b>
AS000-CVK-0039	KICK PLATE (1 SECTION - NARROW) - FRONT/BACK (FOR USE WITH 5" CASTER)	R	<b>\$161</b>

Accessory Number	Description	Available on Models	List Price
AS000-CVK-003A	KICK PLATE (2 SECTION - NARROW) - FRONT/BACK (FOR USE WITH 5" CASTER)	R	<b>\$235</b>
AS000-CVK-003B	KICK PLATE - SIDE (FOR USE WITH 5" CASTER)	R, PT, DT	<b>\$124</b>
AS000-CYT-0058	6" RIDE HEIGHT CASTERS (1 OR 2 SECTION)	R, PT, DT	<b>NC</b>
AS000-CYT-005A	6" RIDE HEIGHT CASTERS (3 SECTION)	R	<b>NC</b>
AS000-CYT-005B	6" STAINLESS STEEL LEGS (1 OR 2 SECTION)	R, PT, DT	<b>\$142</b>
AS000-CYT-005D	6" STAINLESS STEEL LEGS (3 SECTION)	R	<b>\$206</b>
AS000-CYT-005G	6" STAINLESS STEEL FLANGED FEET (1 OR 2 SECTION)	R, PT, DT	<b>\$258</b>
AS000-CYT-005I	6" STAINLESS STEEL FLANGED FEET (3 SECTION)	R	<b>\$374</b>
AS000-CZ9-0034	TWO DRAWERS IN PLACE OF 1/2 HEIGHT DOOR (BOTTOM SECTION ONLY)		<b>\$4,838</b>
AS000-D10-0030	FOOT PEDAL OPENER - RIGHT HINGED	R, PT, DT	<b>\$93</b>
AS000-D10-0031	FOOT PEDAL OPENER - LEFT HINGED	R, PT, DT	<b>\$93</b>
AS2196159	HUMIDITY SENSOR		<b>\$231</b>
AS269-AFJ-0044	RAMP, RI/RT, FLAT	RI, RT	<b>NC</b>
AS359-CT7-0035	STAINLESS STEEL BACK (1 SECTION)	R, PT, DT	<b>\$1,765</b>
AS359-CT7-0037	STAINLESS STEEL BACK (3 SECTION)	R	<b>\$4,211</b>
AS359-CT7-0039	STAINLESS STEEL BACK (1 SECTION NARROW)	R	<b>\$2,191</b>
AS359-CT7-003G	STAINLESS STEEL BACK (2 SECTION)	R, PT, DT	<b>\$2,958</b>
AS359-CT7-003Q	STAINLESS STEEL BACK (2 SECTION NARROW)	R	<b>\$3,797</b>
AS3978319	STAINLESS STEEL SHELF BRIDGE HTD	R	<b>\$70</b>
AS3978320	STAINLESS STEEL SHELF HTD - (PER SHELF)	R	<b>\$246</b>
AS3978322	STAINLESS STEEL SHELF NARROW	R	<b>\$246</b>
AS3978324	STAINLESS STEEL SHELF DUAL TEMP 20" DEEP	DT	<b>\$246</b>
AS3978325	STAINLESS STEEL SHELF DUAL TEMP 26" DEEP	DT	<b>\$246</b>
AS3978326	STAINLESS STEEL REFG/FRZ SHELF (PER SHELF)	R	<b>\$246</b>
AS3978327	STAINLESS STEEL SHELF	PT	<b>\$246</b>
AS3978328	STAINLESS STEEL BRIDGE	R	<b>\$70</b>
AS3978329	ADDITIONAL SHELF HTD - CHROME (PER SHELF)	R	<b>\$107</b>
AS3978330	ADDITIONAL SHELF NARROW	R	<b>\$107</b>
AS3978331	ADDITIONAL SHELF DUAL TEMP 20" DEEP	DT	<b>\$107</b>
AS3978332	ADDITIONAL SHELF DUAL TEMP 26" DEEP	DT	<b>\$107</b>
AS3978333	ADDITIONAL SHELF REF/FRZ - CHROME (PER SHELF)	R	<b>\$107</b>
AS3978334	ADDITIONAL SHELF	PT	<b>\$107</b>
AS3978335	CHROME BRIDGE	R	<b>\$65</b>
AS3978336	CHROME BRIDGE	H	<b>\$65</b>
CSCASTER	MOUNTED ON LEGS/CASTERS FROM FACTORY	R, PT, DT	<b>\$365</b>
G263-CTM-0030	TS1 - 18X26" PAN FLANGE SUPPORT (PER PAIR)	R, PT	<b>\$67</b>
G263-CTM-0032	TS3 - 12X20" PAN FLANGE SUPPORT (PER PAIR)	R, PT	<b>\$70</b>
G263-CTM-0033	TS2 - 12X20" PAN OR 18X26" PAN BOTTOM SUPPORT (PER PAIR)	R, PT	<b>\$133</b>
G263-CTM-0038	TS2-H, 12X20/18X26 BTM SPRT HTD CAB (PAIR)	H	<b>\$206</b>
G263-CTM-0039	TS3-H, 12X20 FLANGE SUPPORT HTD CAB (PAIR)	H	<b>\$108</b>
G263-CUW-0030	TS4 - ONE PAIR ROD TYPE 18 LEVELS 18X26" FLANGE SUPPORT	R, PT	<b>\$416</b>
G263-CUW-0032	TS4-H-ONE PAIR ROD TYPE 18 LEVELS 18X26 HTD CAB	R, PT	<b>\$644</b>
AS000-CTA-006I	FULL HEIGHT GLASS DOOR IN LIEU OF FULL HEIGHT STAINLESS STEEL DOOR - HEATED	R, PT	<b>\$1,283</b>
AS000-CTA-006K	ONE HALF HEIGHT GLASS DOOR IN LIEU OF ONE HALF HEIGHT STAINLESS STEEL DOOR (BOTTOM LEFT OR TOP RIGHT SECTION) - REFRIGERATOR	R, PT, DT	<b>\$854</b>
AS000-CTA-006L	FULL HEIGHT GLASS DOOR IN LIEU OF FULL HEIGHT STAINLESS STEEL DOOR - REFRIGERATOR	R, PT, DT	<b>\$1,120</b>
AS000-CZ9-0038	INTERIOR DRAWER, REFG/FRZ		<b>\$627</b>
GASHELFCRD	SHELF CREDIT	R	<b>-\$110</b>
GASHELFCRDH	SHELF CREDIT	H	<b>-\$105</b>
GASHELFCRDP	SHELF CREDIT	PT	<b>-\$105</b>
GASHELFCRDDT	SHELF CREDIT	DT	<b>-\$209</b>
GASHELFCRDN	SHELF CREDIT	NARROW	<b>-\$105</b>

**MODEL KEY**

R= REACH-INS  
DT = DUAL TEMPS  
RT = ROLL-THRUS

PT = PASS-THRUS  
RI = ROLL-INS

Specifications and prices subject to change without notice.

# 6000XL REACH-INS®

---

## Reach-in Refrigerators and Freezers



# 6000XL REACH-IN REFRIGERATORS AND FREEZERS

## Product Information

- Stainless steel front shroud and sides
- Stainless steel sides
- Seamless ABS interior liner
- Easy to adjust chrome shelves
- GreenGenius R290 top mount refrigeration system
- Easy to read digital thermometer with visual high/low temp alarms
- Energy efficient door gaskets removable without tools
- Meets NSF requirements
- Edgemount door hinges with self-closing doors
- Field reversible door hinging
- Standard with robust door lock
- Interior accepts 18" x 26" sheet pans on shelves or on optional tray racks
- A maximum 10 foot cord and plug are supplied standard
- All units are standard with 5" polyurethane swivel locking casters for easy cleaning
- Three year parts and labor and additional four year compressor parts warranty



6025XL-S

## Specifications and Prices

Model	Description	Width	Amps	Volume Cu. Ft.	Shelf Capacity Sq. Ft.	# of Shelves	Unit H.P.	Btu/Hr System Cap	Ship Weight	Nema Plug	List Price
<b>6025XL-S</b>	One section, Full height door	25.50"	4.2	20	15.1	3	0.22	1754	274	5-15P	<b>\$7,492</b>
<b>6025XL-SH</b>	One section, Half height doors	25.50"	4.2	20	15.1	3	0.22	1754	274	5-15P	<b>\$8,312</b>
<b>6051XL-S</b>	Two section, Full height doors	51.00"	6.0	43.5	33.2	6	0.33	2167	451	5-15P	<b>\$9,960</b>
<b>6051XL-SH</b>	Two section, Half height doors	51.00"	6.0	43.5	33.2	6	0.33	2167	451	5-15P	<b>\$11,247</b>
<b>6125XL-S</b>	One section, Full height door	25.50"	5.5	20	15.1	3	0.55	1759	274	5-15P	<b>\$9,354</b>
<b>6125XL-SH</b>	One section, Half height doors	25.50"	5.5	20	15.1	3	0.55	1759	274	5-15P	<b>\$9,883</b>
<b>6151XL-S</b>	Two section, Full height doors	51.00"	10.0	43.5	33.2	6	0.68	2495	451	5-15P	<b>\$12,596</b>
<b>6151XL-SH</b>	Two section, Full height doors	51.00"	10.0	43.5	33.2	6	0.68	2495	451	5-15P	<b>\$13,354</b>

## Accessories

Accessory Number	Description	List Price
AS3978270	Additional shelf	<b>\$168</b>
AS3977994	TR8B tray rack	<b>\$447</b>
G3234791A	6" black legs	<b>\$197</b>
G3234452A	6" flanged feet	<b>\$803</b>

# Blast Chillers/Shock Freezers

---

## Blast Chiller/Shock Freezers



## Product Information

- 4 different cycles for blast chilling and 4 for shock freezing
- Hot gas defrost
- Capacitive touch control
- Functions available: Blast chill, shock freeze, shock freeze continuous, thawing, ice cream cycle, programs storable
- HACCP report alarms
- Stainless steel construction
- Upload and download data with USB
- Three-year parts and labor warranty and an additional 2-year compressor parts warranty



CV5E

## Specifications and Prices

MODEL NUMBER	DESCRIPTION	L	OVERALL D	H	CHILL CAPACITY	FREEZE CAPACITY	CONDENSING UNIT	SHIP WEIGHT	LIST PRICE
CV5E	Blast Chiller/Shock Freezer	33.07"	28.35"	37"	27lbs	44lbs	Self contained	278	\$24,993
CV10E	Blast Chiller/Shock Freezer	33.07"	30.71"	58.98"	55lbs	77lbs	Self contained	419	\$31,829
CV15E	Blast Chiller/Shock Freezer	33.07"	34.64"	76.85"	110lbs	143lbs	Self contained	624	\$44,303
CV15E-2	Blast Chiller/Shock Freezer	33.07"	49.21"	76.85"	121lbs	154lbs	Self contained	670	\$50,134



CV10E

## Accessories and Modifications

Sanitizing ozone cycle *6-8 WEEK LEAD TIME. ....	\$2,506
Caster Kit AS000-AXD-0062 for CV15E & CV15E-2 .....	\$558
AS3465435 Adapter mount for oven .....	\$1,287
ASBCP00227 Additional Probe .....	\$431
Caster Kit AS000-AXD-0063 for CV5E & CV10E .....	\$588



CV15E

# UNDERCOUNTER / FLAT TOP REFRIGERATED/FREEZER BASES

---

## **4400/4500 Series**

Flat Top Units





# 4400NP - FRONT-BREATHING SELF-CONTAINED FLAT TOP REFRIGERATED BASES

## Product Information

### 4400NP Series

- All 4400NP Series units are 100% front breathing, which allows the unit to be pushed against a wall or built into a cabinet, or an existing lineup.
- Durable, rugged stainless-steel sides, top and front
- Features Delfield's exclusive ABS interior (on sides). ABS is extremely durable – it won't dent, chip or corrode and is backed by a limited lifetime warranty.
- "D" prefix models feature Delfield's drawer system. Drawers are backed by a lifetime warranty on the track assembly.
- Bent in full length handle on doors and drawers.
- Standard on 5" casters for easy cleaning and installation
- One wire shelf standard, installed per door section.
- ACT solid state electronic control
- Environmentally friendly R290 refrigerant
- High density foamed in place, environmentally friendly, Kyoto Protocol Compliant, Non ODP (Ozone Depletion Potential), Non GWP (Global Warming Potential) polyurethane keeps energy costs low.
- 10' cord and plug supplied
- Three-year parts and labor warranty and a seven-year compressor parts warranty.



4424NP

### Options & Accessories

- 18" wide single tier overshef
- Stainless steel finish on back
- Cutting Boards (Composite or Poly)
- Plastic laminate on front
- Additional wire shelves
- 3" casters, 4" ride height available
- Door lock
- Exterior thermometer (some models excluded)

## Specifications and Prices

MODEL NUMBER	DESCRIPTION	DIMENSIONS			STOR. CU. FT.	H.P.	AMPS	VOLTS	NEMA PLUG	SHIP WEIGHT	FREIGHT CLASS	LIST PRICE
		L	D	H								
SINGLE SECTION WITH DOORS												
4424NP	One Door	24.13"	31.5"	36"	6.35	0.2	4.8	115	5-15P	213	110	\$4,426
4427NP	One Door	27.13"	31.5"	36"	7.35	0.2	4.8	115	5-15P	223	110	\$4,872
4432NP	One Door	32.13"	31.5"	36"	9.01	0.2	4.8	115	5-15P	266	110	\$6,097
4448NP	Two Doors	48.13"	31.5"	36"	14.23	0.2	4.8	115	5-15P	316	110	\$6,552
4460NP	Two Doors	60.13"	31.5"	36"	18.32	0.2	4.8	115	5-15P	411	110	\$7,555
4472NP	Three Doors	72.13"	31.5"	36"	22.11	0.2	4.8	115	5-15P	461	110	\$9,093
SINGLE SECTION WITH DRAWERS												
D4424NP	Two Drawers	24.13"	31.5"	36"	6.35	0.2	4.8	115	5-15P	235	110	\$5,668
D4427NP	Two Drawers	27.13"	31.5"	36"	7.35	0.2	4.8	115	5-15P	245	110	\$6,111
D4432NP	Two Drawers	32.13"	31.5"	36"	9.01	0.2	4.8	115	5-15P	348	110	\$7,556
D4448NP	Four Drawers	48.13"	31.5"	36"	14.23	0.2	4.8	115	5-15P	398	110	\$9,036
D4460NP	Four Drawers	60.13"	31.5"	36"	18.32	0.2	4.8	115	5-15P	495	110	\$10,476
D4472NP	Six Drawers	72.13"	31.5"	36"	22.11	0.2	4.8	115	5-15P	545	110	\$12,821

Accessories can be found on page 24-25.

# 4400NP - FRONT-BREATHING SELF-CONTAINED WORK TOP REFRIGERATED BASES

## Product Information

### 4400NP Series

- All 4400NP Series units are 100% front breathing, which allows the unit to be pushed against a wall or built into a cabinet, or an existing lineup.
- Durable, rugged stainless-steel sides, top and front
- Features Delfield's exclusive ABS interior (on sides). ABS is extremely durable – it won't dent, chip or corrode and is backed by a limited lifetime warranty.
- "D" prefix models feature Delfield's drawer system. Drawers are backed by a lifetime warranty on the track assembly.
- Bent in full length handle on doors and drawers.
- Standard on 5" casters for easy cleaning and installation
- One wire shelf standard, installed per door section.
- ACT solid state electronic control
- Environmentally friendly R290 refrigerant
- High density foamed in place, environmentally friendly, Kyoto Protocol Compliant, Non ODP (Ozone Depletion Potential), Non GWP (Global Warming Potential) polyurethane keeps energy costs low.
- 10' cord and plug supplied
- Three-year parts and labor warranty and a seven-year compressor parts warranty.



ST4424NP

### Options & Accessories

- 18" wide single tier overself
- Stainless steel finish on back
- Cutting Boards (Composite or Poly)
- Plastic laminate on front
- Additional wire shelves
- 3" casters, 4" ride height available
- Door lock
- Exterior thermometer (some models excluded)

## Specifications and Prices

MODEL NUMBER	DESCRIPTION	DIMENSIONS			STOR. CU. FT.	H.P.	AMPS	VOLTS	NEMA PLUG	SHIP WEIGHT	FREIGHT CLASS	LIST PRICE
		L	D	H								
SINGLE SECTION WITH DOORS WITH BACKSPLASH												
ST4424NP	One Door	24.13"	31.5"	36"	6.35	0.2	4.8	115	5-15P	213	110	\$4,862
ST4427NP	One Door	27.13"	31.5"	36"	7.35	0.2	4.8	115	5-15P	223	110	\$5,307
ST4432NP	One Door	32.13"	31.5"	36"	9.01	0.2	4.8	115	5-15P	266	110	\$6,583
ST4448NP	Two Doors	48.13"	31.5"	36"	14.23	0.2	4.8	115	5-15P	316	110	\$7,036
ST4460NP	Two Doors	60.13"	31.5"	36"	18.32	0.2	4.8	115	5-15P	411	110	\$7,991
ST4472NP	Three Doors	72.13"	31.5"	36"	22.11	0.2	4.8	115	5-15P	461	110	\$9,583
SINGLE SECTION WITH DRAWERS WITH BACKSPLASH												
STD4424NP	Two Drawers	24.13"	31.5"	36"	6.35	0.2	4.8	115	5-15P	235	110	\$6,145
STD4427NP	Two Drawers	27.13"	31.5"	36"	7.35	0.2	4.8	115	5-15P	245	110	\$6,550
STD4448NP	Four Drawers	32.13"	31.5"	36"	14.23	0.2	4.8	115	5-15P	398	110	\$9,523
STD4460NP	Four Drawers	48.13"	31.5"	36"	18.32	0.2	4.8	115	5-15P	495	110	\$10,915
STD4472NP	Six Drawers	72.13"	31.5"	36"	22.11	0.2	4.8	115	5-15P	545	110	\$13,212

Accessories can be found on page 24-25.

# 4500NP - FRONT-BREATHING SELF-CONTAINED FLAT TOP FREEZER BASES

## Product Information

### 4500NP Series

- All 4500NP Series units are 100% front breathing, which allows the unit to be pushed against a wall or built into a cabinet, or an existing lineup.
- Durable, rugged stainless-steel sides, top and front
- Features Delfield's exclusive ABS interior (on sides). ABS is extremely durable – it won't dent, chip or corrode and is backed by a limited lifetime warranty.
- "D" prefix models feature Delfield's drawer system. Drawers are backed by a lifetime warranty on the track assembly.
- Bent in full length handle on doors and drawers.
- Standard on 5" casters for easy cleaning and installation
- One wire shelf standard, installed per door section.
- ACT solid state electronic control
- Environmentally friendly R290 refrigerant
- High density foamed in place, environmentally friendly, Kyoto Protocol Compliant, Non ODP (Ozone Depletion Potential), Non GWP (Global Warming Potential) polyurethane keeps energy costs low.
- 10' cord and plug supplied
- Three-year parts and labor warranty and a seven-year compressor parts warranty



4527NP

### Options & Accessories

- 18" wide single tier overshef
- Stainless steel finish on back
- Cutting Boards (Composite or Poly)
- Plastic laminate on front
- Additional wire shelves
- 3" casters, 4" ride height available
- Door lock
- Exterior thermometer (some models excluded)
- LED Lights (door units only)
- Lower height casters
- Stacking Collar (on single section units)

## Specifications and Prices

MODEL NUMBER	DESCRIPTION	DIMENSIONS			STOR. CU. FT.	H.P.	AMPS	VOLTS	NEMA PLUG	SHIP WEIGHT	FREIGHT CLASS	LIST PRICE
		L	D	H								
SINGLE SECTION WITH DOORS												
4527NP	One Door	27.13"	31.5"	36"	7.14	0.35	5.2	115	5-15P	223	110	\$5,787
4532NP	One Door	32.13"	31.5"	36"	8.8	0.35	5.2	115	5-15P	266	110	\$6,890
4548NP	Two Doors	48.13"	31.5"	36"	14.02	0.35	5.2	115	5-15P	316	110	\$7,672
4560NP	Two Doors	60.13"	31.5"	36"	17.63	0.45	5.7	115	5-15P	411	110	\$9,269
SINGLE SECTION WITH DRAWERS												
D4527NP	Two Drawers	27.13"	31.5"	36"	7.14	0.35	5.2	115	5-15P	245	110	\$7,197
D4532NP	Two Drawers	32.13"	31.5"	36"	8.8	0.35	5.2	115	5-15P	348	110	\$8,645
D4560NP	Four Drawers	60.13"	31.5"	36"	17.77	0.45	5.7	115	5-15P	495	110	\$12,242
SINGLE SECTION WITH DOORS WITH BACKSPLASH												
ST4527NP	One Door	27.13"	31.5"	36"	7.14	0.35	5.2	115	5-15P	223	110	\$5,988
ST4532NP	One Door	32.13"	31.5"	36"	8.8	0.35	5.2	115	5-15P	266	110	\$7,138
ST4548NP	Two Doors	48.13"	31.5"	36"	14.02	0.35	5.2	115	5-15P	316	110	\$8,950
ST4560NP	Two Doors	60.13"	31.5"	36"	17.63	0.45	5.7	115	5-15P	411	110	\$10,665
SINGLE SECTION WITH DRAWERS WITH BACKSPLASH												
STD4527NP	Two Drawers	27.13"	31.5"	36"	7.14	0.35	5.2	115	5-15P	245	110	\$7,332
STD4532NP	Two Drawers	32.13"	31.5"	36"	8.8	0.35	5.2	115	5-15P	348	110	\$9,185
STD4560NP	Four Drawers	60.13"	31.5"	36"	17.77	0.45	5.7	115	5-15P	495	110	\$13,353

Accessories can be found on page 24-25.

# ACCESSORIES

Accessory Number	Description	List Price
AS000-AQS-004B	Overshelf, Single Tier, 24Lx16Wx20H	<b>\$1,776</b>
AS000DAQS-004C	Overshelf, Double Tier, 24Lx16Wx20H-14H	<b>\$3,493</b>
AS000-AQS-004D	Overshelf, Single Tier, 24Lx16Wx20H	<b>\$1,717</b>
AS000DAQS-004F	Overshelf, Double Tier, 24Lx16Wx17H-10H	<b>\$3,421</b>
AS000-AQS-004E	Overshelf, Single Tier, 24Lx16Wx17H	<b>\$1,746</b>
AS000-AQS-004G	Overshelf, Single Tier, 24Lx16Wx10H	<b>\$1,675</b>
4424BRDP10	Poly Cutting Board - 24"	<b>\$187</b>
4427BRDP10	Poly Cutting Board - 27"	<b>\$211</b>
4432BRDP10	Poly Cutting Board - 32"	<b>\$249</b>
4448BRDP10	Poly Cutting Board - 48"	<b>\$374</b>
4460BRDP10	Poly Cutting Board - 60"	<b>\$468</b>
4472BRDP10	Poly Cutting Board - 72"	<b>\$561</b>
4424BRDC10	Composite Cutting Board - 24"	<b>\$264</b>
4427COMPM	Composite Cutting Board - 27"	<b>\$296</b>
4432COMPM	Composite Cutting Board - 32"	<b>\$349</b>
4448COMPM	Composite Cutting Board - 48"	<b>\$538</b>
4460COMPM	Composite Cutting Board - 60"	<b>\$665</b>
4472COMPM	Composite Cutting Board - 72"	<b>\$812</b>
AS000-DOT-003X	24" Stacking Collar	<b>\$712</b>
AS000-DOT-003Y	27" Stacking Collar	<b>\$799</b>
AS000-DOT-003Z	32" Stacking Collar	<b>\$888</b>

Specifications and prices subject to change without notice.

Accessory Number	Description	List Price
AS000-AXD-003X	32" Work Height (Uses The 000-Axf-003F Casters)	\$367
AS000-AXD-003F	4" load height casters for 27" and 32"	\$367
AS000-AXD-003G	4" load height casters for 48" thru 72"	\$484
AS000-B4V-003C	SS back panel - 24ga 430 rolled finish - 27"	\$440
AS000-B4V-003D	SS back panel - 24ga 430 rolled finish - 32"	\$531
AS000-B4V-003E	SS back panel - 24ga 430 rolled finish - 48"	\$841
AS000-B4V-003J	SS back panel - 24ga 430 rolled finish - 60"	\$1,000
AS000-B4V-004B	SS back panel - 24ga 430 rolled finish - 72"	\$1,252
44THERM	Exterior thermometer (dial in door on 27" and 32" work height models, digital on others)	\$637
AS3978274	Extra shelf per section (27")	\$127
AS3978276	Extra shelf per section (32")	\$123
AS3978273	Extra Shelf Per Section (24", 48" And 72")	\$127
AS3978275	Extra shelf per section (60")	\$127
44DRAWER	One section drawers in place of a door	\$2,256
44LOCK	Door or drawer lock (all or nothing)	\$431 per section
4427TRAY	Tray slides - fold down Shelley design (27")	\$575
4432TRAY	Tray slides - fold down Shelley design (32")	\$681
4448TRAY	Tray slides - fold down Shelley design (48")	\$1,063
4460TRAY	Tray slides - fold down Shelley design (60")	\$1,358
4472TRAY	Tray slides - fold down Shelley design (72")	\$1,614
COVPEDAL	Foot pedal	\$718
44LIGHT	LED interior light	\$401

## **18600BUCMP/18600BSTMP**

Refrigerated Work Tables With and Without Backsplash





# 18600BUCMP - REFRIGERATED WORK TABLES

## 18600BSTMP - REFRIGERATED WORK TABLES WITH BACKSPLASH

### Product Information

- Stainless steel exterior is standard. Optional laminate facing is available
- Compressor is located on right
- Finished stainless steel ends
- 18-gauge stainless steel top
- BSTMP models indicate a 4" high backsplash
- Environmentally friendly R290 refrigerant
- Standard on casters
- Three year parts and labor warranty and an additional 2 year compressor parts warranty.

### Specifications and Prices

MODEL NUMBER	# OF DOORS	L	OVERALL D	H	STOR CU. FT.	H.P.	AMP	VOLTS	NEMA PLUG	SHIP WEIGHT	FREIGHT CLASS	LIST PRICE
<b>REFRIGERATED WORK TABLES</b>												
<b>Self-Contained</b>												
<b>18648BUCMP</b>	(1) 27"	48"	31.5"	36"	10.23	0.20	2.9	115	5-15P	390	110	<b>\$8,543</b>
<b>18660BUCMP</b>	19" & 27"	60"	31.5"	36"	15.12	0.20	2.9	115	5-15P	435	110	<b>\$9,967</b>
<b>18672BUCMP</b>	(2) 27"	72"	31.5"	36"	18.10	0.20	2.9	115	5-15P	495	110	<b>\$11,455</b>
<b>18691BUCMP</b>	(2) 27" & 19"	91"	31.5"	36"	24.48	0.25	4.8	115	5-15P	535	110	<b>\$14,050</b>
<b>18699BUCMP</b>	(3) 27"	99"	31.5"	36"	27.46	0.25	4.8	115	5-15P	594	110	<b>\$14,738</b>
<b>186114BUCMP</b>	(3) 32"	114"	31.5"	36"	37.24	0.33	6.3	115	5-15P	685	110	<b>\$16,980</b>
MODEL NUMBER	# OF DOORS	L	OVERALL D	H	STOR CU. FT.	H.P.	AMP	VOLTS	NEMA PLUG	SHIP WEIGHT	FREIGHT CLASS	LIST PRICE
<b>REFRIGERATED WORK TABLES WITH BACKSPLASH</b>												
<b>Self-Contained</b>												
<b>18648BSTMP</b>	(1) 27"	48"	31.5"	40"	10.23	0.20	2.9	115	5-15P	390	110	<b>\$8,882</b>
<b>18660BSTMP</b>	19" & 27"	60"	31.5"	40"	15.12	0.20	2.9	115	5-15P	435	110	<b>\$10,238</b>
<b>18672BSTMP</b>	(2) 27"	72"	31.5"	40"	18.10	0.20	2.9	115	5-15P	495	110	<b>\$11,907</b>
<b>18691BSTMP</b>	(2) 27" & 19"	91"	31.5"	40"	24.48	0.25	4.8	115	5-15P	535	110	<b>\$15,039</b>
<b>18699BSTMP</b>	(3) 27"	99"	31.5"	40"	27.46	0.25	4.8	115	5-15P	594	110	<b>\$15,800</b>
<b>186114BSTMP</b>	(3) 32"	114"	31.5"	40"	37.24	0.33	6.3	115	5-15P	685	110	<b>\$18,198</b>

18600BUCMP AND 18600BSTMP accessories and modifications can be found on page 28.

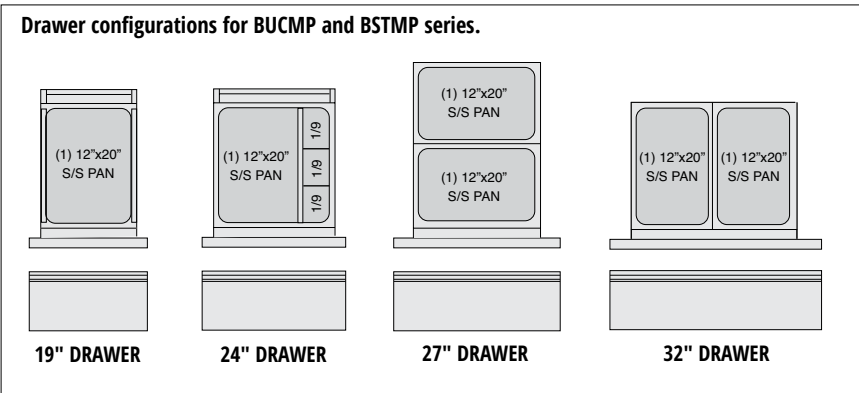


18648BUCMP

WORK TABLE ACCESSORIES

BUCMP & BSTMP MODELS

Stainless steel back (per linear inch) -----	\$25
Laminate facing for BUCMP & BSTMP units; per linear inch -----	\$19
(Laminate facing for rear of BUCMP & BSTMP units requires stainless steel back)	
Composite Cutting Board (20" wide x 1/2" thick) (BUCMP & BSTMP)	
48" -----	\$1,792
60" -----	\$2,302
72" -----	\$2,561
91" -----	\$3,326
99" -----	\$3,583
114" -----	\$3,630
Poly Cutting Board (BUCMP & BSTMP)	
48" (20" wide x 1/2" thick) -----	\$887
60" (20" wide x 1/2" thick) -----	\$1,143
72" (20" wide x 1/2" thick) -----	\$1,270
91" (20" wide x 1/2" thick) -----	\$1,651
99" (20" wide x 1/2" thick) -----	\$1,778
114" (20" wide x 1/2" thick) -----	\$2,301
Drawers 19", 2 high, hold one 12" x 20" x 6" deep pan	
per drawer (pans supplied by others) -----	\$2,648
Drawers 19", 3 high, hold one 12" x 20" x 4" deep pan	
per drawer (pans supplied by others) -----	\$3,392
Drawers 27", 2 high, hold two 12" x 20" x 6" deep pans	
per drawer (pans supplied by others) -----	\$2,789
Drawers 27", 3 high, hold two 12" x 20" x 4" deep pans	
per drawer (pans supplied by others) -----	\$3,541
Drawers 32", 2 high, hold two 12" x 20" x 6" deep pans	
per drawer (pans supplied by others) -----	\$2,789
Drawers 32", 3 high, hold two 12" x 20" x 4" deep pans	
per drawer (pans supplied by others) -----	\$3,548
TR9B tray rack (base support style for 18" x 26" trays; 2" centers)	
(BUCMP & BSTMP) (3977985) -----	\$464



## **4400NP Series**

Salad Top Compact Prep Tables

## **4400RP**

Air Over Rail Prep Tables

## **18000PTBMP**

Standard Pizza Prep Tables

## **18600PTLP**

LiquiTec® Pizza Prep Tables

## **18600PDLP**

Dual Rail Pizza Prep Tables

## **CTP-NBP**

Counter Top Prep Rails



# 4400NP - SALAD TOP PREP TABLES



4427NP-6  
Shown with optional hinged cover



4460NP-12

**10-year Warranty on Delfield's Full Extension Plus Drawer System Track!**



## Product Information

- Patented air screen ensures product stays cold without drying it out
- All 4400 Series units are 100% front breathing, which allows the unit to be pushed against a wall or built into a cabinet or an existing line up
- Durable, rugged stainless steel sides, top and front
- Features Delfield's exclusive Delrite ABS interior (on sides). ABS is extremely durable - it won't dent, chip or corrode and is backed by a limited lifetime warranty
- Delfield supplies 1/6 size pans and positive placement adapter bars for top opening
- Dual level pan brackets allow the pans to be lowered an additional inch in the unit without tools to provide additional pan temperature holding performance (not available for eight pan capacity models)
- Salad top refrigerators are standard with 10" wide, dishwasher safe polyethylene cutting board
- "D" prefix models feature Delfield's new drawer system. Lifetime warranty on Delfield's full extension plus drawer system track.
- Environmentally friendly R290 refrigerant
- High density foamed in place environmentally friendly, Kyoto Protocol Compliant, Non ODP (Ozone Depletion Potential), Non GWP (Global Warming Potential) polyurethane keeps energy costs low
- Integral full length door/drawer handle
- Standard on 5" casters for easy cleaning and installation
- 6' cord and plug supplied
- One epoxy coated wire shelf standard, installed per door section
- "ST" prefix models have a 4" stainless steel backsplash
- Electromechanical control
- 3 year parts and labor warranty and an additional 4 year compressor parts warranty.

## Specifications and Prices

MODEL NUMBER	DESCRIPTION	L	OVERALL D	H	VOL. CU. FT.	1/6 PAN CAP.	H.P.	AMP	VOLTS	NEMA PLUG	SHIP WEIGHT	FREIGHT CLASS	LIST PRICE
<b>27" SALAD TOP REFRIGERATOR BASES</b>													
4427NP-6	one door	27"	31.5"	36"	8.2	6	.35	4.0	115	5-15P	223	110	<b>\$4,826</b>
D4427NP-6	two drawers	27"	31.5"	36"	8.2	6	.35	4.0	115	5-15P	245	110	<b>\$6,774</b>
4427NP-8	one door	27"	31.5"	36"	8.2	8	.35	4.0	115	5-15P	223	110	<b>\$5,248</b>
D4427NP-8	two drawers	27"	31.5"	36"	8.2	8	.35	4.0	115	5-15P	223	110	<b>\$8,217</b>
ST4427NP-6	one door	27"	31.5"	36"	8.2	6	.35	4.0	115	5-15P	223	110	<b>\$5,013</b>
STD4427NP-6	two drawers	27"	31.5"	36"	8.2	6	.35	4.0	115	5-15P	245	110	<b>\$6,962</b>
ST4427NP-8	one door	27"	31.5"	36"	8.2	8	.35	4.0	115	5-15P	240	110	<b>\$6,580</b>
STD4427NP-8	two drawers	27"	31.5"	36"	8.2	8	.35	4.0	115	5-15P	240	110	<b>\$8,330</b>
<b>48" SALAD TOP REFRIGERATOR BASES</b>													
4448NP-6	two doors	48"	31.5"	36"	16.0	6	.35	4.0	115	5-15P	316	110	<b>\$6,534</b>
D4448NP-6	four drawers	48"	31.5"	36"	16.0	6	.35	4.0	115	5-15P	398	110	<b>\$10,077</b>
4448NP-8	two doors	48"	31.5"	36"	16.0	8	.35	4.0	115	5-15P	316	110	<b>\$6,692</b>
D4448NP-8	four drawers	48"	31.5"	36"	16.0	8	.35	4.0	115	5-15P	398	110	<b>\$10,231</b>
4448NP-12	two doors	48"	31.5"	36"	16.0	12	.35	4.0	115	5-15P	316	110	<b>\$7,023</b>
D4448NP-12	four drawers	48"	31.5"	36"	16.0	12	.35	4.0	115	5-15P	398	110	<b>\$10,796</b>
ST4448NP-6	two doors	48"	31.5"	36"	16.0	6	.35	4.0	115	5-15P	316	110	<b>\$6,722</b>
STD4448NP-6	four drawers	48"	31.5"	36"	16.0	6	.35	4.0	115	5-15P	398	110	<b>\$10,266</b>
ST4448NP-8	two doors	48"	31.5"	36"	16.0	8	.35	4.0	115	5-15P	316	110	<b>\$6,882</b>
STD4448NP-8	four drawers	48"	31.5"	36"	16.0	8	.35	4.0	115	5-15P	398	110	<b>\$10,244</b>
<b>60" SALAD TOP REFRIGERATOR BASES</b>													
4460NP-8	two doors	60"	31.5"	36"	20.2	8	.35	6.0	115	5-15P	411	110	<b>\$8,381</b>
D4460NP-8	four drawers	60"	31.5"	36"	20.2	8	.35	6.0	115	5-15P	495	110	<b>\$11,932</b>
4460NP-12	two doors	60"	31.5"	36"	20.2	12	.35	6.0	115	5-15P	411	110	<b>\$8,768</b>
D4460NP-12	four drawers	60"	31.5"	36"	20.2	12	.35	6.0	115	5-15P	495	110	<b>\$12,326</b>
ST4460NP-8	two doors	60"	31.5"	36"	20.2	8	.35	6.0	115	5-15P	411	110	<b>\$8,751</b>
STD4460NP-8	four drawers	60"	31.5"	36"	20.2	8	.35	6.0	115	5-15P	495	110	<b>\$11,950</b>
ST4460NP-12	two doors	60"	31.5"	36"	20.2	12	.35	6.0	115	5-15P	411	110	<b>\$9,131</b>
STD4460NP-12	four drawers	60"	31.5"	36"	20.2	12	.35	6.0	115	5-15P	495	110	<b>\$12,331</b>
<b>64" SALAD TOP REFRIGERATOR BASES</b>													
4464NP-8	two doors	64"	31.5"	36"	21.6	8	.35	6.0	115	5-15P	421	110	<b>\$8,523</b>
D4464NP-8	four drawers	64"	31.5"	36"	21.6	8	.35	6.0	115	5-15P	522	110	<b>\$12,343</b>
4464NP-12	two doors	64"	31.5"	36"	21.6	12	.35	6.0	115	5-15P	421	110	<b>\$9,261</b>
D4464NP-12	four drawers	64"	31.5"	36"	21.6	12	.35	6.0	115	5-15P	522	110	<b>\$12,829</b>
4464NP-16	two doors	64"	31.5"	36"	21.6	16	.35	6.0	115	5-15P	421	110	<b>\$9,764</b>
D4464NP-16	four drawers	64"	31.5"	36"	21.6	16	.35	6.0	115	5-15P	522	110	<b>\$13,329</b>
ST4464NP-8	two doors	64"	31.5"	36"	21.6	8	.35	6.0	115	5-15P	421	110	<b>\$8,817</b>
STD4464NP-8	four drawers	64"	31.5"	36"	21.6	8	.35	6.0	115	5-15P	522	110	<b>\$12,286</b>
ST4464NP-12	two doors	64"	31.5"	36"	21.6	12	.35	6.0	115	5-15P	421	110	<b>\$9,292</b>
STD4464NP-12	four drawers	64"	31.5"	36"	21.6	12	.35	6.0	115	5-15P	522	110	<b>\$12,755</b>
<b>72" SALAD TOP REFRIGERATOR BASES</b>													
4472NP-12	three doors	72"	31.5"	36"	24.8	12	.35	6.0	115	5-15P	461	110	<b>\$10,012</b>
D4472NP-12	six drawers	72"	31.5"	36"	24.8	12	.35	6.0	115	5-15P	545	110	<b>\$14,641</b>
4472NP-18	three doors	72"	31.5"	36"	24.8	18	.35	6.0	115	5-15P	461	110	<b>\$10,233</b>
D4472NP-18	six drawers	72"	31.5"	36"	24.8	18	.35	6.0	115	5-15P	545	110	<b>\$14,870</b>
ST4472NP-12	three doors	72"	31.5"	36"	24.8	12	.35	6.0	115	5-15P	461	110	<b>\$10,134</b>
STD4472NP-12	six drawers	72"	31.5"	36"	24.8	12	.35	6.0	115	5-15P	545	110	<b>\$14,641</b>
ST4472NP-18	three doors	72"	31.5"	36"	24.8	18	.35	6.0	115	5-15P	461	110	<b>\$10,785</b>
STD4472NP-18	six drawers	72"	31.5"	36"	24.8	18	.35	6.0	115	5-15P	545	110	<b>\$15,317</b>

4400NP Series accessories and modifications can be found on page 35.

Specifications and prices subject to change without notice.

# 4400NPM - MEGA TOP PREP TABLES

## Product Information

- Patented air screen design ensures product stays cold without drying it out
- All 4400 Series units are 100% front breathing, which allows the unit to be pushed against a wall or built into a cabinet or an existing line up
- Durable, rugged stainless steel sides, top and front
- Features Delfield's exclusive Delrite ABS interior (on sides). ABS is extremely durable - it won't dent, chip or corrode and is backed by a limited lifetime warranty
- Delfield supplies 1/6 size pans and positive placement adapter bars for top opening
- Dual level pan brackets allow the pans to be lowered an additional inch in the unit without tools to provide additional pan temperature holding performance (not available for twelve pan capacity models)
- Mega top refrigerators are standard with 8" wide, dishwasher safe polyethylene cutting board
- "D" prefix models feature Delfield's exclusive new drawer system. Lifetime warranty on Delfield's full extension plus drawer system track.
- Environmentally friendly R290 refrigerant
- High density foamed in place environmentally friendly, Kyoto Protocol Compliant, Non ODP (Ozone Depletion Potential), Non GWP (Global Warming Potential) polyurethane keeps energy costs low
- Integral full length door/drawer handle
- Standard on 5" casters for easy cleaning and installation
- 6' cord and plug supplied
- One epoxy coated wire shelf standard, installed per door section
- "ST" prefix models have a 4" stainless steel backsplash
- Electromechanical control
- 3 year parts and labor warranty and an additional 4 year compressor parts warranty.



4432NP-12M



4460N-24M

## Specifications and Prices

MODEL NUMBER	DESCRIPTION	OVERALL L	OVERALL D	OVERALL H	VOL. CU. FT.	1/6 PAN CAP.	H.P.	AMP	VOLTS	NEMA PLUG	SHIP WEIGHT	FREIGHT CLASS	LIST PRICE
<b>27" MEGA TOP FRONT BREATHERS</b>													
4427NP-9M	one door	27"	31.5"	36"	8.2	9	.35	4.0	115	5-15P	223	110	\$5,791
D4427NP-9M	two drawers	27"	31.5"	36"	8.2	9	.35	4.0	115	5-15P	245	110	\$7,597
4427NP-12M	one door	27"	31.5"	36"	8.2	12	.35	4.0	115	5-15P	223	110	\$5,752
D4427NP-12M	two drawers	27"	31.5"	36"	8.2	12	.35	4.0	115	5-15P	245	110	\$7,476
<b>32" MEGA TOP FRONT BREATHERS</b>													
4432NP-12M	one door	32"	31.5"	36"	10.1	12	.35	4.0	115	5-15P	245	110	\$7,083
D4432NP-12M	two drawers	32"	31.5"	36"	10.1	12	.35	4.0	115	5-15P	293	110	\$8,858
<b>48" MEGA TOP FRONT BREATHERS</b>													
4448NP-6M	two doors	48"	31.5"	36"	16.0	6	.35	4.0	115	5-15P	316	110	\$6,944
D4448NP-6M	four drawers	48"	31.5"	36"	16.0	6	.35	4.0	115	5-15P	398	110	\$10,487
4448NP-12M	two doors	48"	31.5"	36"	16.0	12	.35	4.0	115	5-15P	316	110	\$7,807
D4448NP-12M	four drawers	48"	31.5"	36"	16.0	12	.35	4.0	115	5-15P	398	110	\$11,350
4448NP-18M	two doors	48"	31.5"	36"	16.0	18	.35	4.0	115	5-15P	316	110	\$8,636
D4448NP-18M	four drawers	48"	31.5"	36"	16.0	18	.35	4.0	115	5-15P	398	110	\$12,091
ST4448NP-6M	two doors	48"	31.5"	36"	16.0	6	.35	4.0	115	5-15P	316	110	\$7,142
STD4448NP-6M	four drawers	48"	31.5"	36"	16.0	6	.35	4.0	115	5-15P	398	110	\$10,683
ST4448NP-12M	two doors	48"	31.5"	36"	16.0	12	.35	4.0	115	5-15P	316	110	\$8,000
STD4448NP-12M	four drawers	48"	31.5"	36"	16.0	12	.35	4.0	115	5-15P	398	110	\$11,543
<b>60" MEGA TOP FRONT BREATHERS</b>													
4460NP-12M	two doors	60"	31.5"	36"	20.2	12	.35	6.0	115	5-15P	411	110	\$9,289
D4460NP-12M	four drawers	60"	31.5"	36"	20.2	12	.35	6.0	115	5-15P	495	110	\$12,480
4460NP-18M	two doors	60"	31.5"	36"	20.2	18	.35	6.0	115	5-15P	411	110	\$9,523
D4460NP-18M	four drawers	60"	31.5"	36"	20.2	18	.35	6.0	115	5-15P	495	110	\$13,092
4460NP-24M	two doors	60"	31.5"	36"	20.2	24	.35	6.0	115	5-15P	411	110	\$9,464
D4460NP-24M	four drawers	60"	31.5"	36"	20.2	24	.35	6.0	115	5-15P	495	110	\$12,927
ST4460NP-12M	two doors	60"	31.5"	36"	20.2	12	.35	6.0	115	5-15P	411	110	\$9,377
STD4460NP-12M	four drawers	60"	31.5"	36"	20.2	12	.35	6.0	115	5-15P	495	110	\$13,230
ST4460NP-18M	two doors	60"	31.5"	36"	20.2	18	.35	6.0	115	5-15P	411	110	\$9,608
STD4460NP-18M	four drawers	60"	31.5"	36"	20.2	18	.35	6.0	115	5-15P	495	110	\$13,465
<b>64" MEGA TOP FRONT BREATHER</b>													
4464NP-12M	two doors	64"	31.5"	36"	21.6	12	.35	6.0	115	5-15P	421	110	\$9,674
D4464NP-12M	four drawers	64"	31.5"	36"	21.6	12	.35	6.0	115	5-15P	522	110	\$13,544
4464NP-18M	two doors	64"	31.5"	36"	21.6	18	.35	6.0	115	5-15P	421	110	\$9,911
D4464NP-18M	four drawers	64"	31.5"	36"	21.6	18	.35	6.0	115	5-15P	522	110	\$13,784
4464NP-24M	two doors	64"	31.5"	36"	21.6	24	.35	6.0	115	5-15P	421	110	\$10,436
D4464NP-24M	four drawers	64"	31.5"	36"	21.6	24	.35	6.0	115	5-15P	522	110	\$13,598
ST4464NP-12M	two doors	64"	31.5"	36"	21.6	12	.35	6.0	115	5-15P	421	110	\$9,970
STD4464NP-12M	four drawers	64"	31.5"	36"	21.6	12	.35	6.0	115	5-15P	522	110	\$13,448
ST4464NP-18M	two doors	64"	31.5"	36"	21.6	18	.35	6.0	115	5-15P	421	110	\$10,211
STD4464NP-18M	four drawers	64"	31.5"	36"	21.6	18	.35	6.0	115	5-15P	522	110	\$13,682
<b>72" MEGA TOP FRONT BREATHER</b>													
4472NP-18M	three doors	72"	31.5"	36"	24.8	18	.35	6.0	115	5-15P	461	110	\$10,680
D4472NP-18M	six drawers	72"	31.5"	36"	24.8	18	.35	6.0	115	5-15P	545	110	\$15,340
4472NP-24M	three doors	72"	31.5"	36"	24.8	24	.35	6.0	115	5-15P	461	110	\$10,906
D4472NP-24M	six drawers	72"	31.5"	36"	24.8	24	.35	6.0	115	5-15P	545	110	\$15,563
4472NP-30M	three doors	72"	31.5"	36"	24.8	30	.35	6.0	115	5-15P	461	110	\$10,810
D4472NP-30M	six drawers	72"	31.5"	36"	24.8	30	.35	6.0	115	5-15P	545	110	\$15,339
ST4472NP-18M	three doors	72"	31.5"	36"	24.8	18	.35	6.0	115	5-15P	461	110	\$10,785
STD4472NP-18M	six drawers	72"	31.5"	36"	24.8	18	.35	6.0	115	5-15P	545	110	\$15,317
ST4472NP-24M	three doors	72"	31.5"	36"	24.8	24	.35	6.0	115	5-15P	461	110	\$11,004
STD4472NP-24M	six drawers	72"	31.5"	36"	24.8	24	.35	6.0	115	5-15P	545	110	\$15,535

4400NP Series accessories and modifications can be found on page 35.

Specifications and prices subject to change without notice.

# 4400RP - AIR OVER RAILS



4448RP

## Product Information

- Patented low velocity air screen ensures product stays cold without drying it out
- All 4400 Series units are 100% front breathing, which allows the unit to be pushed against a wall or built into a cabinet or an existing line up
- Durable, rugged stainless steel sides, top and front
- Features Delfield's exclusive Delrite ABS interior (on sides). ABS is extremely durable - it won't dent, chip or corrode and is backed by a limited lifetime warranty
- Rail accommodates 1/3 size or fractional pans with adapter bars
- Standard with 1/3 6" deep plastic pans in the rail
- Dual level pan brackets allow the pans to be lowered an additional inch in the unit without tools to provide additional pan temperature holding performance
- Standard with 17" wide, dishwasher safe polyethylene cutting board mounted on heavy-duty cutting board brackets
- Environmentally friendly R290 refrigerant
- High density foamed in place environmentally friendly, Kyoto Protocol Compliant, Non ODP (Ozone Depletion Potential), Non GWP (Global Warming Potential) polyurethane keeps energy costs low
- Integral s/s full length door/drawer handle
- Standard on 5" casters for easy cleaning and installation
- 10' cord and plug supplied
- One epoxy coated wire shelf standard, installed per door section
- Electronic temperature control with adaptive defrost
- Three year parts and labor warranty and an additional 4 year compressor parts warranty.

## Specifications and Prices

MODEL NUMBER	DESCRIPTION	OVERALL L	OVERALL D	OVERALL H	VOLUME ft <sup>3</sup>	1/3 PAN CAPACITY	H.P.	AMPS	VOLTS	NEMA PLUG	SHIP WEIGHT	LIST PRICE
4448RP	TWO SECTION WITH DOORS	48" (122cm)	31.5" (80cm)	42" (107cm)	17.96	6	0.3	4	115/60/1	5-15P	316	\$9,893
4472RP	TWO SECTION WITH DOORS	72" (183cm)	31.5" (80cm)	42" (107cm)	27.8	9	0.35	6.9	115/60/1	5-15P	461	\$13,129
4496RP	THREE SECTION WITH DOORS	96" (244cm)	31.5" (80cm)	42" (107cm)	37.65	12	0.35	5.1	115/60/1	5-15P	TBD	\$16,766
D4448RP	TWO SECTION WITH DRAWERS	48" (122cm)	31.5" (80cm)	42" (107cm)	17.96	6	0.3	4	115/60/1	5-15P	316	\$13,315
D4472RP	TWO SECTION WITH DRAWERS	72" (183cm)	31.5" (80cm)	42" (107cm)	27.8	9	0.35	6.9	115/60/1	5-15P	461	\$16,699
D4496RP	THREE SECTION WITH DRAWERS	96" (244cm)	31.5" (80cm)	42" (107cm)	37.65	12	0.35	5.1	115/60/1	5-15P	TBD	\$20,329

4400RP Series accessories and modifications can be found on page 36.



# 18600PTBMP - STANDARD PIZZA AND PREP STATIONS

## 18600PTLP - LIQUITEC® COOLED PREP TABLES

## 18600PDLP - DUAL RAIL PREP TABLES

## CTP-NBP - COUNTERTOP PREP RAILS

### Product Information

#### PTBMP, PDLP & PTLP SERIES ONLY

- Top and sides are constructed of stainless steel
- Back of unit is galvanized
- Pans and adapter bars by others
- High density environmentally friendly, Kyoto Protocol Compliant, Non ODP (Ozone Depletion Potential), Non GWP (Global Warming Potential) polyurethane foam throughout unit
- Stainless steel removable hinged covers
- Unit on/off switch is located behind the louver
- Front louvered panel has 1.50" hole for rail on/off switch access
- Electronic temperature controls
- Protective rubber bumpers are affixed to the back of the unit
- 8' long electrical cord

#### PTBMP SERIES ONLY

- Mechanically cooled
- Pans are recessed 2"
- NSF7 certified
- Die-stamped openings to accommodate 12" x 20" hotel pans or fractional pans
- Environmentally friendly R-290 refrigerant (PTBM)
- Three year parts and labor warranty and an additional 4 year compressor parts warranty.

#### 4400RP SERIES ONLY

- Patented air screen
- 100% Front breathing
- Pans are recessed
- Standard Polyethylene cutting board
- Environmentally friendly R290 refrigerant
- Three year parts and labor warranty and an additional 4 year compressor parts warranty.

#### CTP-NBP SERIES ONLY

- R290 refrigerant is used
- 18-gauge exterior
- Mechanically cooled
- Pans are recessed 3"
- NSF7 certified
- One year parts and labor standard warranty. Additional warranties available

#### PDLPV ONLY:

- 4.12" casters
- 34" standard work height
- Stainless steel finished ends
- LiquiTec® cooled flush mount rail with NSF7 certified performance
- Pans are flush mounted
- 17" wide polyethylene cutting board
- Five year compressor warranty
- Environmentally friendly R290 refrigerant
- Three year parts and labor warranty and an additional 2 year compressor parts warranty.



18660PTBMP



CTP8146NBP



18672PDLPV

### Specifications and Prices

MODEL NUMBER	1/6 PAN CAP.	L	OVERALL D	H	STOR CU. FT.	# OF DOORS	H.P.	AMP	VOLTS	NEMA PLUG	SHIP WEIGHT	FREIGHT CLASS	LIST PRICE
--------------	--------------	---	-----------	---	--------------	------------	------	-----	-------	-----------	-------------	---------------	------------

#### MECHANICALLY COOLED REFRIGERATED PIZZA & SANDWICH TABLES

##### Self-Contained

18648PTBMP	12	48"	31.5"	42"	8.39	1	0.25	4.7	115	5-15P	520	110	\$11,962
18660PTBMP	14	60"	31.5"	42"	14.37	2	0.25	4.7	115	5-15P	580	110	\$12,662
18672PTBMP	18	72"	31.5"	42"	16.77	2	(2) 0.20	6.5	115	5-20P	635	110	\$13,682
18691PTBMP	22	91"	31.5"	42"	22.82	3	(2) 0.20	6.5	115	5-20P	770	110	\$16,461
18699PTBMP	24	99"	31.5"	42"	25.87	3	(2) 0.20	6.5	115	5-20P	805	110	\$17,080
186114PTBMP	28	114"	31.5"	42"	30.9	3	(2) 0.20	6.5	115	5-20P	927	110	\$20,589

MODEL NUMBER	L	OVERALL D	H	1/6 PAN CAPACITY	STOR CU.FT.	# OF DOORS	H.P.	AMP	VOLTS	NEMA PLUG	SHIP WEIGHT	FREIGHT CLASS	LIST PRICE
--------------	---	-----------	---	------------------	-------------	------------	------	-----	-------	-----------	-------------	---------------	------------

#### LIQUITEC COOLED PREP TABLES

##### Self-Contained

18648PTLP	48"	31.5"	42"	12	9.36	1	1/3	4.7	115	5-15P	520	110	\$21,906
18672PTLP	72"	31.5"	42"	18	16.52	2	1/3,1/5	8.6	115	5-20P	635	110	\$26,381
18699PTLP	99"	31.5"	42"	24	25.07	3	1/3,1/5	8.6	115	5-20P	805	110	\$30,906

MODEL NUMBER	L	OVERALL D	H	1/6 PAN CAPACITY	H.P.	AMPS	NEMA PLUG	SHIP WEIGHT	LIST PRICE
--------------	---	-----------	---	------------------	------	------	-----------	-------------	------------

#### DUAL RAIL LIQUITEC PREP TABLES

18648PDLP	48" (122cm)	31.50" (80cm)	42" (107cm)	24	1/3, 1/5	10.1	5-20P	691	\$24,762
18672PDLP	72" (183cm)	31.50" (80cm)	42" (107cm)	36	1/3, 1/5	12.7	5-20P	875	\$27,996

MODEL NUMBER	L	OVERALL D	H	1/6 PAN CAPACITY	ADAPTER BARS	H.P.	AMP	VOLTS	NEMA PLUG	SHIP WEIGHT	FREIGHT CLASS	LIST PRICE
--------------	---	-----------	---	------------------	--------------	------	-----	-------	-----------	-------------	---------------	------------

#### COUNTERTOP REFRIGERATED PREP RAILS

##### Self-Contained

CTP 8146-NBP	46"	17.03"	12.55"	12	5	1/5	2.8	115	5-15P	121	110	\$6,857
CTP 8160-NBP	60"	17.03"	12.55"	18	7	1/5	2.8	115	5-15P	158	110	\$7,306

18600PTBMP, 18600PTLP, 18600PDLP AND CTP/NBP Series accessories and modifications can be found on page 36.

Specifications and prices subject to change without notice.

## F18 - HIGH PERFORMANCE PREP TABLE WITH NATURAL CONVECTION



F18MC32-FSP  
\*shown with optional  
cutting board and  
adapter bars



F18MC27-BSNP  
\*shown with optional  
adapter bars

### Product Information

#### High Performance Prep Table with LiquiTec®

- LiquiTec® cold pans with eutectic fluid technology and mechanically cooled cold pans
- Heavy-duty casters
- Electronic temperature control with base temp display
- Custom covers
- Insulated heat shield
- Holds 6" deep pans
- Covers:  
BLSNP & SCSP - slide back  
All Others - insulated heat shield

#### High Performance Prep Table with LiquiTec® with Natural Convection

- LiquiTec® cold pans with eutectic fluid technology
- Natural convection air to ensure proper cooling temperatures in the harshest kitchen environments
- Heavy-duty casters
- Electronic temperature control with base temp display
- Custom covers
- Insulated heat shield
- Holds 6" deep pans
- Covers:  
BLSNP - slide back  
BSNP & FSNP - insulated heat shield

### Specifications

### Call for Price

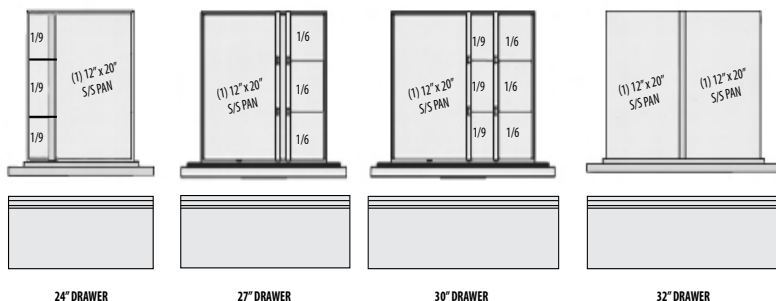
MODEL NUMBER	PAN CAP. (1/6)	VOLUME	SHELF AREA	# OF SHELVES	BTU LOAD @ 86F BASE/ RAIL	BTU SYS. CAP @ 86F BASE/ RAIL	H.P.	V/HZ/PH	AMPS	NEMA PLUG
<b>HIGH PERFORMANCE REFRIGERATOR</b>										
F18MC27-BSP	12	6.3	4.36	2	244/540	1494/1329	0.25	115/60/1	4.7	5-15P
F18SC27-DCP	6	6.3	4.36	2	244/270	1494/834	0.25	115/60/1	4.7	5-15P
F18MC32-BLSP	2 (1/2 SIZE)	7.7	5.32	2	263/360	1494/1025	0.25	115/60/1	4.7	5-15P
F18MC32-BSMP	12	7.7	5.32	2	263/304	1494/1019	0.25	115/60/1	4.7	5-15P
F18MC32-FSP	16	7.7	5.32	2	263/720	1494/1483	0.25	115/60/1	4.7	5-15P
F18RC32-FSP	8	7.7	5.32	2	263/360	1494/1025	0.25	115/60/1	4.7	5-15P
F18SC32-FSP	8	7.7	5.32	2	263/360	1494/1025	0.25	115/60/1	4.7	5-15P
F18MC33-SCSP	4	7.7	5.32	2	263/180	1494/607	0.25	115/60/1	4.7	5-15P
MODEL NUMBER	PAN CAP. (1/6)	VOLUME	SHELF AREA	# OF SHELVES	BTU LOAD @ 86F BASE/ RAIL	BTU SYS. CAP @ 86F BASE/ RAIL	H.P.	V/HZ/PH	AMPS	NEMA PLUG
<b>HIGH PERFORMANCE W/ NATURAL CONVECTION</b>										
F18MC27-BSNP	12	6.3	4.36	2	244/540	1494/1483	0.25	115/60/1	4.7	5-15P
F18MC33-BLSNP	2 (1/2 SIZE)	7.7	5.32	2	263/360	1494/1025	0.25	115/60/1	4.7	5-15P
F18MC33-FSNP	16	7.7	5.32	2	263/720	1494/1483	0.25	115/60/1	4.7	5-15P

Specifications and prices subject to change without notice.

# PREP TABLE ACCESSORIES/OPTIONS

Accessory	Description	List Price			
44LIDHF	Hinged flat lid 27" (salad)	N/C	44THERM	Exterior thermometer (dial in door on 27")	\$580
	Hinged flat lid 32" (salad)	N/C		Exterior thermometer (digital on others)	\$580
	Hinged flat lid 48" (salad)	N/C	4427COMP	Composite cutting board (mega) - 27"	\$232
	Hinged flat lid 60" (salad)	N/C	4432COMP	Composite cutting board (mega) - 32"	\$309
	Hinged flat lid 64" (salad)	N/C	4448COMP	Composite cutting board (mega) - 48"	\$433
	Hinged flat lid 72" (salad)	N/C	4460COMP	Composite cutting board (mega) - 60"	\$511
4427LIDHS	Hinged flat slide back lid 27" (mega)	\$192	4464COMP	Composite cutting board (mega) - 64"	\$557
4432LIDHS	Hinged flat slide back lid 32" (mega)	\$192	4472COMP	Composite cutting board (mega) - 72"	\$619
4448LIDHS	Hinged flat slide back lid 48" (mega)	\$238	4427COMPS	Composite cutting board (salad) - 27"	\$232
4460LIDHS	Hinged flat slide back lid 60" (mega)	\$272	4448COMPS	Composite cutting board (salad) - 48"	\$433
4464LIDHS	Hinged flat slide back lid 64" (mega)	\$291	4460COMPS	Composite cutting board (salad) - 60"	\$511
4472LIDHS	Hinged flat slide back lid 72" (mega)	\$387	4464COMPS	Composite cutting board (salad) - 64"	\$557
44LIDFLOS	Flat lift off lid 27" (salad)	N/C	4472COMPS	Composite cutting board (salad) - 72"	\$619
	Flat lift off lid 32" (salad)	N/C	AS3978274	Extra shelf per section (27")	\$101
	Flat lift off lid 48" (salad)	N/C	AS3978276	Extra shelf per section (32" and 64")	\$96
	Flat lift off lid 60" (salad)	N/C	AS3978273	Extra shelf per section (48" and 72")	\$101
	Flat lift off lid 64" (salad)	N/C	AS3978275	Extra shelf per section (60")	\$101
	Flat lift off lid 72" (salad)	N/C	4427TRAY	Tray slides - fold down Shelley design (27")	\$1,315
44LIDFLOM	Flat lift off lid 27" (mega)	N/C	4432TRAY	Tray slides - fold down Shelley design (32")	\$1,392
	Flat lift off lid 32" (mega)	N/C	4448TRAY	Tray slides - fold down Shelley design (48")	\$1,946
	Flat lift off lid 48" (mega)	N/C	4460TRAY	Tray slides - fold down Shelley design (60")	\$2,031
	Flat lift off lid 60" (mega)	N/C	4464TRAY	Tray slides - fold down Shelley design (64")	\$2,757
	Flat lift off lid 64" (mega)	N/C	4472TRAY	Tray slides - fold down Shelley design (72")	\$2,932
	Flat lift off lid 72" (mega)	N/C	AS000-D48-0038	Condenser filter	\$63
4427LIDFLOIS	Flat lift off insulated lid 27" (salad)	\$108	AS000-D10-0032	Foot pedal - left	\$93
4432LIDFLOIS	Flat lift off insulated lid 32" (salad)	\$147	AS000-D10-0033	Foot pedal - right	\$93
4448LIDFLOIS	Flat lift off insulated lid 48" (salad)	\$271	44LIGHT	LED interior light on 27 and 32 (current design with LED bulb)	\$866
4460LIDFLOIS	Flat lift off insulated lid 60" (salad)	\$325		LED interior light on 48 thru 72 (current design with LED bulb)	\$866
4464LIDFLOIS	Flat lift off insulated lid 64" (salad)	\$340			
4472LIDFLOIS	Flat lift off insulated lid 72" (salad)	\$464	<b>Overshelves</b>		
4427LIDFLOIM	Flat lift off insulated lid 27" (mega)	\$108	AS000-AQS-0030	OVERSHELF, SINGLE TIER, 27LX16WX20H	\$481
4432LIDFLOIM	Flat lift off insulated lid 32" (mega)	\$147	AS000-AQS-0031	OVERSHELF, SINGLE TIER, 32LX16WX20H	\$521
4448LIDFLOIM	Flat lift off insulated lid 48" (mega)	\$271	AS000-AQS-0032	OVERSHELF, SINGLE TIER, 48LX16WX20H	\$788
4460LIDFLOIM	Flat lift off insulated lid 60" (mega)	\$325	AS000-AQS-0033	OVERSHELF, SINGLE TIER, 60LX16WX20H	\$896
4464LIDFLOIM	Flat lift off insulated lid 64" (mega)	\$340	AS000-AQS-0034	OVERSHELF, SINGLE TIER, 64LX16WX20H	\$996
4472LIDFLOIM	Flat lift off insulated lid 72" (mega)	\$464	AS000-AQS-0035	OVERSHELF, SINGLE TIER, 72LX16WX20H	\$1,102
44CLEARLID	Clear plexi lid (per opening)	\$820	AS000DAQS-0036	OVERSHELF, DOUBLE TIER, 27LX16WX20H-14H	\$967
44DRAWER	24" drawers in place of a door	\$2,182	AS000DAQS-0037	OVERSHELF, DOUBLE TIER, 32LX16WX20H-14H	\$1,049
	30" drawers in place of a door	\$2,182	AS000DAQS-0038	OVERSHELF, DOUBLE TIER, 48LX16WX20H-14H	\$1,522
	32" drawers in place of a door	\$2,182	AS000DAQS-0039	OVERSHELF, DOUBLE TIER, 60LX16WX20H-14H	\$2,028
	Optional pan location/pan openings	\$634	AS000DAQS-003A	OVERSHELF, DOUBLE TIER, 64LX16WX20H-14H	\$2,127
44PANLOC			AS000DAQS-003B	OVERSHELF, DOUBLE TIER, 72LX16WX20H-14H	\$2,208
44LOCK	24" door lock (all or nothing)	\$308 per section	AS000-AQS-003J	OVERSHELF, SINGLE TIER, 27LX16WX17H	\$461
	27" door lock (all or nothing)	\$308 per section	AS000-AQS-0042	OVERSHELF, SINGLE TIER, 27LX18WX15H	\$511
	30" door lock (all or nothing)	\$308 per section	AS000-AQS-003K	OVERSHELF, SINGLE TIER, 32LX16WX17H	\$743
	32" door lock (all or nothing)	\$308 per section	AS000-AQS-003L	OVERSHELF, SINGLE TIER, 48LX16WX17H	\$851
	24" drawer lock (all or nothing)	\$308 per section	AS000-AQS-003M	OVERSHELF, SINGLE TIER, 60LX16WX17H	\$928
	27" drawer lock (all or nothing)	\$308 per section	AS000-AQS-003N	OVERSHELF, SINGLE TIER, 64LX16WX17H	\$1,083
	30" drawer lock (all or nothing)	\$308 per section	AS000-AQS-003P	OVERSHELF, SINGLE TIER, 72LX16WX17H	\$1,392
	32" drawer lock (all or nothing)	\$308 per section	AS000DAQS-003Q	OVERSHELF, DOUBLE TIER, 27LX16WX17H-10H	\$928
AS000-AXD-003F	4" load height casters for 27" and 32"	\$0	AS000DAQS-003R	OVERSHELF, DOUBLE TIER, 32LX16WX17H-10H	\$1,006
AS000-AXD-003G	4" load height casters for 48" thru 72"	\$0	AS000DAQS-003S	OVERSHELF, DOUBLE TIER, 48LX16WX17H-10H	\$1,470
AS000-B4V-003C	SS back panel - 24ga 430 rolled finish - 27"	\$653	AS000DAQS-003T	OVERSHELF, DOUBLE TIER, 60LX16WX17H-10H	\$2,011
AS000-B4V-003D	SS back panel - 24ga 430 rolled finish - 32"	\$715	AS000DAQS-003U	OVERSHELF, DOUBLE TIER, 64LX16WX17H-10H	\$2,083
AS000-B4V-003E	SS back panel - 24ga 430 rolled finish - 48"	\$950	AS000DAQS-003V	OVERSHELF, DOUBLE TIER, 72LX16WX17H-10H	\$2,166
AS000-B4V-003J	SS back panel - 24ga 430 rolled finish - 60"	\$1,199	AS000-AQS-003W	OVERSHELF, SINGLE TIER, 27LX16WX10H	\$464
AS000-B4V-003S	SS back panel - 24ga 430 rolled finish - 64"	\$1,262	AS000-AQS-003X	OVERSHELF, SINGLE TIER, 32LX16WX10H	\$480
AS000-B4V-004B	SS back panel - 24ga 430 rolled finish - 72"	\$1,382	AS000-AQS-003Y	OVERSHELF, SINGLE TIER, 48LX16WX10H	\$743
			AS000-AQS-003Z	OVERSHELF, SINGLE TIER, 60LX16WX10H	\$851
			AS000-AQS-0040	OVERSHELF, SINGLE TIER, 64LX16WX10H	\$928
			AS000-AQS-0041	OVERSHELF, SINGLE TIER, 72LX16WX10H	\$1,083

## Drawer configurations for 4400NP series only.



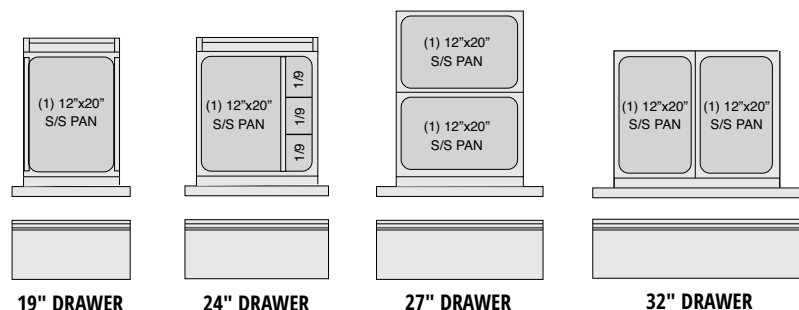
Specifications and prices subject to change without notice.

# PREP TABLE ACCESSORIES

## PTBMP AND PTLP MODELS

Stainless steel back (per linear inch) -----	\$25
ECPB48 Partial stainless steel back for 18648PTBMP (Rail only) -----	\$246
ECPB60 Partial stainless steel back for 18660PTBMP (Rail only) -----	\$255
ECPB72 Partial stainless steel back for 18672PTBMP (Rail only) -----	\$265
ECPB91 Partial stainless steel back for 18691PTBMP (Rail only) -----	\$303
ECPB99 Partial stainless steel back for 18699PTBMP (Rail only) -----	\$305
ECPB114 Partial stainless steel back for 186114PTBMP (Rail only) -----	\$328
Laminate facing for units; per linear inch -----	\$19
(Laminate facing for rear of units requires stainless steel back)	
Cheese grates with removable catch pans (per linear foot) -----	\$647
Door/Drawer locks -----	\$466/section
Composite cutting board (20" wide x 1/2" thick)	
48" -----	\$1,041
60" -----	\$1,262
72" -----	\$1,482
91" -----	\$1,792
99" -----	\$2,042
114" -----	\$2,321
Polyethylene cutting board (20" wide x 1/2" thick) Standard on PTLP & PDL	
48" -----	\$542
60" -----	\$634
72" -----	\$735
91" -----	\$913
99" -----	\$967
114" -----	\$1,122
18" wide single tier overself	
48" -----	\$1,006
60" -----	\$1,238
72" -----	\$1,454
91" -----	\$1,864
99" -----	\$1,996
114" -----	\$2,298
Drawers 19", 2 high, hold one 12" x 20" x 6" deep pan per drawer (pans supplied by others) -----	\$2,754
Drawers 19", 3 high, hold one 12" x 20" x 4" deep pan per drawer (pans supplied by others) -----	\$3,528
Drawers 27", 2 high, hold two 12" x 20" x 6" deep pans per drawer (pans supplied by others) -----	\$2,901
Drawers 27", 3 high, hold two 12" x 20" x 4" deep pans per drawer (pans supplied by others) -----	\$3,682
Drawers 32", 2 high, hold two 12" x 20" x 6" deep pans per drawer (pans supplied by others) -----	\$2,901
Drawers 32", 3 high, hold two 12" x 20" x 4" deep pans per drawer (pans supplied by others) -----	\$3,690
TR9B tray rack - 24" size door or larger only (Base support style for 18" x 26" trays; 2" centers;) (3977985) -----	\$464
412 Move mechanical housing to the left -----	\$378

## Drawer configurations for PTBMP, PDL and PTLP series.



## CTP-NBP MODELS

Laminate facing for CTP models	
Per linear inch -----	\$14

## PDL MODELS

Stainless steel back	
Per linear inch -----	\$235
Tray racks - TR-9B (3977985) -----	\$464/door
Composite cutting board in lieu of standard	
-48" -----	\$882
-72" -----	\$1,327
1027A - 6" (15cm) casters, set of 4, w/brake -----	\$769
1027B - 6" (15cm) legs, set of 4 -----	\$512
Cheese grates with removable catch pans -----	\$653/ft
(Note: cheese grate option is taller than the lower front rail. Removing the lower covers during operation or removing the grates may be necessary during operation)	
27" wide refrigerated drawers (2) high, holds 6" deep pans -----	\$3,384/section
Door/Drawer locks -----	\$466/lock
Additional Shelves -----	\$263/ea

## 4400RP ACCESSORIES

44RPLIDFLO	Flat lift off lid	N/C
4448RPINSLO	Insulated flat lift off lid on 48"	\$1,190
4472RPINSLO	Insulated flat lift off lid on 72"	\$1,636
4496RPINSLO	Insulated flat lift off lid on 96"	\$2,232
4424RPDR	24" drawers in place of a door	\$2,181
4432RPDR	32" drawers in place of a door	\$2,181
4424RPLOCK	24" door lock (all or nothing) per section	\$308
4432RPLOCK	32" door lock (all or nothing) per section	\$308
4424RPLOCKD	24" drawer lock (all or nothing) per section	\$308
4432RPLOCKD	32" drawer lock (all or nothing) per section	\$308
AS000-AXD-003G	4" load height casters for 48" and 72" models	\$0
AS000-AXD-003J	4" load height casters for 96" models	\$0
AS000-B4V-0055	Stainless steel back 48"	\$949
AS000-B4V-0056	Stainless steel back 72"	\$1,381
AS000-B4V-0057	Stainless steel back 96"	\$1,599
44RPTHM	exterior digital thermometer	\$580
4448RPPCOMP	Composite cutting board - 48"	\$1,041
4472RPPCOMP	Composite cutting board - 72"	\$1,482
4496RPPCOMP	Composite cutting board - 96"	\$1,993
AS3978276	Extra shelf per section (32")	\$101
AS3978273	Extra shelf per section (48" and 72")	\$101
AS000-D48-0038	Condenser filter	\$64
COVPEDAL	Foot pedal	\$565
44RPLIGHT	LED interior light	\$866
AS000-AQS-0043	48" one tier overself	\$851
AS000-AQS-0044	72" one tier overself	\$1,392
AS000-AQS-0045	96" one tier overself	\$1,696
AS000-AQS-0046	48" two tier overself	\$1,470
AS000-AQS-0047	72" two tier overself	\$2,166
AS000-AQS-0048	96" two tier overself	\$2,678

Specifications and prices subject to change without notice.

## **F2600CP Series**

Standard Low Profile Freezer Base  
Equipment Stands

## **F2900CP Series**

Low Profile Refrigerated Base  
Equipment Stands



# F2900CP SERIES - REFRIGERATOR BASE EQUIPMENT STANDS

# F2600CP SERIES - FREEZER BASE EQUIPMENT STANDS

## Product Information

- Top is 18-gauge stainless steel, with integral full perimeter marine edge
- Standard stainless steel ends
- High density polyurethane foam insulation throughout unit
- Refrigerated/freezer base fronts are made of .095" thick ABS plastic backed by rigid polyurethane water blown injection molded frames (NO WOOD)
- Exterior drawer fronts are stainless steel with an Delrite ABS plastic liner
- Snap-in dart style vinyl magnetic gasket
- Drawer handles are recessed black plastic held in with a positive lock system
- 14-gauge leg rails run the entire length of the unit
- Self-contained refrigerators come standard on 500 pound casters with optional 6.12" adjustable full stainless steel legs and bullet feet
- 8' cord and plug supplied
- Base interior cabinet is cooled with mullion style coated blower coil(s) mounted between each door/drawer section for even air and temperature control
- Blower coil enclose refrigeration lines, evaporator coil, expansion valve and fans
- Interior refrigerated base cabinet section to maintain 36° to 40° meeting NSF7 requirements
- Digital thermometer with electronic controls
- Electric condensate evaporators are standard
- Wall-mounted bracket to prevent tipping
- Full Extension Plus Drawer system is a complete drawer system. F2600CP model drawer systems hold 12" x 20" x 8" deep hotel pans (by others). F2900CP model drawer systems hold 12" x 20" x 4" deep hotel pans (by others). The drawer system is all stainless steel construction for maximum durability.
- F2600CP base cabinet will maintain 0° to -5° temperatures at 100° ambient room temperature meeting NSF7 requirements
- When ordering, specify make, model and depth of cooking equipment sitting on the equipment stand
- Height of surface for setting equipment is 25.50"
- Self-contained freezers are standard with a defrost timer
- Environmentally friendly R290 refrigerant
- Three year parts and labor warranty and an additional 4 year compressor parts warranty.
- Lifetime warranty on Delfield's full extension plus drawer system track.



F2980P  
Shown with optional  
casters



FULL EXTENSION  
PLUS DRAWER  
SYSTEM!

## Specifications and Prices

MODEL NUMBER	OVERALL			# OF DRAWERS	PAN CAP.	H.P.	AMP	VOLTS	NEMA PLUG	SHIP WEIGHT	FREIGHT CLASS	LIST PRICE
	L	D	H									
<b>LOW-PROFILE REFRIGERATED BASE EQUIPMENT STANDS</b>												
<b>Self-Contained NOTE: Remove the "C" on the model number when ordering with legs. (Example - F2952P).</b>												
F2936CP	36.25	31"	24"	(2) 27"	4	0.17	2	115	5-15P	374	110	<b>\$11,555</b>
F2952CP	52.25	31"	24"	(2) 32"	4	0.20	2.9	115	5-15P	398	110	<b>\$13,039</b>
F2956CP	56.25	31"	24"	(2) 32"	4	0.20	2.9	115	5-15P	405	110	<b>\$13,484</b>
F2960CP	60.25	31"	24"	(2) 19" (2) 27"	6	0.20	2.9	115	5-15P	464	110	<b>\$14,075</b>
F2962CP	62.25	31"	24"	(2) 19" (2) 27"	6	0.20	2.9	115	5-15P	479	110	<b>\$15,155</b>
F2973CP	73.25	31"	24"	(2) 27" (2) 32"	8	0.25	4.8	115	5-15P	535	110	<b>\$15,263</b>
F2975CP	75.25	31"	24"	(2) 27" (2) 32"	8	0.25	4.8	115	5-15P	540	110	<b>\$15,664</b>
F2978CP	78.25	31"	24"	(4) 32"	8	0.25	4.8	115	5-15P	589	110	<b>\$15,820</b>
F2980CP	80.25	31"	24"	(4) 32"	8	0.25	4.8	115	5-15P	600	110	<b>\$15,967</b>
F2987CP	87.25	31"	24"	(4) 27" (2) 19"	10	0.25	4.8	115	5-15P	672	110	<b>\$18,111</b>
F2996CP	96.25	31"	24"	(6) 27"	12	0.25	4.8	115	5-15P	725	110	<b>\$18,373</b>
F2999CP	99.25	31"	24"	(6) 27"	12	0.25	4.8	115	5-15P	725	110	<b>\$18,645</b>
F29110CP	110.25	31"	24"	(6) 32"	12	0.35	6.3	115	5-15P	766	110	<b>\$18,867</b>
<b>LOW-PROFILE FREEZER BASE EQUIPMENT STANDS</b>												
<b>Self-contained</b>												
F2660CP	60.25"	31"	24"	(1) 32"	4	(2) .35	7.6	115	5-15P	418	110	<b>\$16,168</b>
F2694CP	94.25"	31"	24"	(2) 32"	8	(2) .35	7.6	115	5-15P	505	110	<b>\$19,015</b>

F26, 29 Series accessories and modifications can be found on page 39.

Specifications and prices subject to change without notice.

## EQUIPMENT STAND ACCESSORIES

**F2600CP & F2900CP SERIES**

505H	Stainless steel back-----per linear inch \$22
108	Drawer locks (factory installed only; each) -----\$396
412	Mechanical housing left side-----\$378
1027I	6" casters in lieu of 4" casters -----\$303

Doors in lieu of drawers except 32"

104A	19" door, low profile-----\$670
104C	27" door, low profile-----\$710
906E	Plastic laminate end-----\$659
505A	Plastic laminate back-----per linear inch \$26
505F	Plastic laminate front-----per linear inch \$15

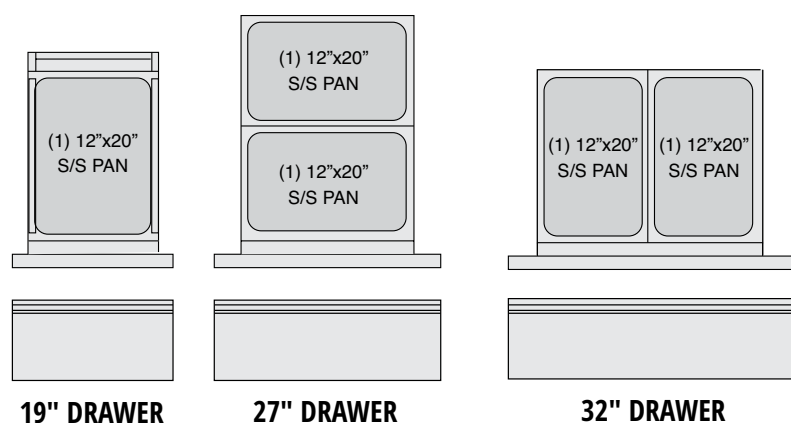
Single 8" deep drawer in lieu of standard 2 high drawer set (F29 Series)

102E	19" single drawer, low profile-----\$2,656
102G	27" single drawer, low profile-----\$2,808
102H	32" single drawer, low profile-----\$2,808

102N Modify 4" Lo-Pro Drawers to 6" deep-----\$234

Single 8" deep polycarbonate pans for 8" deep drawer available (contact factory)

Remote refrigeration available (contact factory)

**Drawer configurations for F2600CP & F2900CP series.**



# EHEI Hot Food Tables

---

**EHEI**

Hot Food Tables





## Product Information

- Stainless steel top and sides
- Individual wells with infinite controls
- Wet and dry operation
- 8" polyethylene cutting board
- Drains, manifold and common gate valve
- Stainless steel plate shelf
- Fill faucet
- Stainless steel bottom shelf with 3" riser at rear
- Models on casters (C) standard with cord and plug
- One year parts and labor warranty



EHEI36C

## Specifications and Prices

MODEL	L	D	H	# OF WELLS	VOLTS	AMPS	NEMA PLUG	SHIP WEIGHT	FREIGHT CLASS	LIST PRICE
EHEI36C	36"	31.5"	36"	2	120	20.0	5-30P	250	100	\$5,436
EHEI48C	48"	31.5"	36"	3	208/230	15.0/16.0	6-20P	280	100	\$6,742
EHEI60C	60"	31.5"	36"	4	208/230	20.0/22.0	6-30P	310	100	\$8,181
EHEI74C	74"	31.5"	36"	5	208/230	24.0/27.0	6-50P	350	100	\$9,621
EHEI36C-208	36"	31.5"	36"	2	208/230	20.0	5-30P	250	100	\$6,696

## Accessories

ECSB36 - Chef side stainless steel back 36"	\$441
ECSB48 - Chef side stainless steel back 48"	\$560
ECSB60 - Chef side stainless steel back 60"	\$682
ECSB74 - Chef side stainless steel back 74"	\$820

### Composite 8" deep cutting boards in lieu of standard polyethylene

36"	\$378
48"	\$442
60"	\$614
74"	\$757

6" Stainless Steel Legs (Ship Loose Kit for field installation).....\$169

### EHEI-CORD

Cord and plug (units on legs only) Original order only; not field-installable .....\$1,144

605C1- Single tier stainless steel overshelf 18" deep .....\$23/inch

605C2- Double tier stainless steel overshelf 18" deep .....\$54/inch

# DISPLAY CASES

---

## **F5P Series**

Drop-In Display Cases

## **F15P Series**

Servview Display Cases



# F5P SERIES - DROP IN REFRIGERATED DISPLAY CASES

## Product Information

- Display exterior sides are made of 18-gauge stainless steel
- ABS plastic interior sides with molded shelf supports
- (3) adjustable epoxy coated wire shelves
- LED lighting
- Top mount coil with multiple fans circulating the air throughout the cabinet
- Display section runs off a electronic control
- ABS plastic drip pan is placed below the coil with a clear drain hose for running the condensation to the lower base mechanical section
- Sliding and removable self-closing .50" thick argon filled, low-E, warm edge insert, thermopane glass doors with left and right vertical gasket
- High density polyurethane foam throughout unit
- Optional 220V-50 cycle
- "M" units have a single service display section with mirrored back. "P" units have Pass-through display section with glass doors on both sides
- Environmentally friendly R290 refrigerant
- One year parts and labor standard warranty. Additional warranties available



F5MC48DP

## Specifications

MODEL NUMBER	OVERALL			CAP. CU. FT.	SHLV. SQ. FT.	# OF SHLV.	H.P.	AMP	VOLTS	NEMA PLUG	SHIP WEIGHT	FREIGHT CLASS	CALL FOR PRICE
	L	D	H										
<b>SELF-CONTAINED DROP-IN REFRIGERATED DISPLAY CASE</b>													
<b>F5MC36DP</b>	36"	30"	56.9"	16.1	14.1	3	1/4	4.5	115	5-15P	525lbs/238kg	110	
<b>F5PC36DP</b>	36"	30"	56.9"	18.1	15.5	3	1/4	4.5	115	5-15P	541lbs/245kg	110	
†Includes compressor housing													
<b>SELF-CONTAINED DROP-IN REFRIGERATED DISPLAY CASES</b>													
<b>F5MC48DP</b>	48"	30"	56.9"	22.3	19.6	3	1/4	4.5	115	5-15P	590lbs/268kg	100	
<b>F5PC48DP</b>	48"	30"	56.9"	25	21.4	3	1/4	4.5	115	5-15P	609lbs/276kg	100	
<b>SELF-CONTAINED DROP-IN REFRIGERATED DISPLAY CASES</b>													
<b>F5MC60DP</b>	60"	30"	56.9"	28.4	25	3	1/3	5.9	115	5-20P	690lbs/313kg	110	
<b>F5PC60DP</b>	60"	30"	56.9"	31.9	27.3	3	1/3	5.9	115	5-20P	711lbs/323kg	110	
†Includes compressor housing													
<b>SELF-CONTAINED DROP-IN REFRIGERATED DISPLAY CASES</b>													
<b>F5MC72DP</b>	72"	30"	56.9"	34.6	30.5	3	1/3	5.9	115	5-20P	790lbs/358kg	110	
<b>F5PC72DP</b>	72"	30"	42"	38.8	33.3	3	1/3	5.9	115	5-20P	815lbs/370kg	110	

F5P Series accessories and modifications can be found on page 45.

# F15P SERIES - REFRIGERATED DISPLAY CASE WITH STORAGE



F15MC48DP

## Product Information

### DISPLAY CASE

- Display exterior sides are made of 18-gauge stainless steel
- ABS plastic interior sides with molded shelf supports
- (3) adjustable epoxy coated wire shelves
- LED Lighting
- Top mount coil with multiple fans circulating the air throughout the cabinet
- Display section run off a electronic control
- ABS plastic drip pan is placed below the coil with a clear drain hose for running the condensation to the lower base mechanical section
- Sliding and removable self-closing .50" thick argon filled, low-E, warm edge insert, thermopane glass doors with left and right vertical gasket

### BASE

- Standard heavy duty units have unfinished base ends, for finished end options, see page 56
- Base top is constructed of 16-gauge stainless steel
- High density polyurethane foam throughout unit
- Refrigerated base fronts are made of .095" thick ABS plastic backed by rigid polyurethane water blown injection molded frames (NO WOOD)
- Epoxy coated shelf for each door
- Exterior door fronts are stainless steel with ABS plastic liner
- Snap-in dart style vinyl magnetic gasket

- Door handles are recessed black plastic and held in with a positive lock system
- 14-gauge leg rails that run the entire length of the unit
- 6.12" adjustable full stainless steel legs and bullet feet
- Base interior cabinet is cooled with mullion style coated blower coil(s) mounted between each door/drawer section for even air and electronic temperature control
- Blower coil encloses refrigeration lines, evaporator coil, expansion valve, thermostat and fans
- Interior refrigerated base cabinet and display section to maintain 36° to 41° meeting NSF requirements
- Optional 220V-50 cycle
- "M" units have a single service display section with mirrored back. "S" units have a single service display section with a see-through back. "P" units have Pass-through display section with glass doors on both sides
- Environmentally friendly R290 refrigerant
- One year parts and labor standard warranty. Additional warranties available

## Specifications

MODEL NUMBER	L	OVERALL D	H	UPPER CU. FT.	SHLV. SQ. FT.	BASE CU. FT.	H.P.	AMP	VOLTS	NEMA PLUG	SHIP WEIGHT	FREIGHT CLASS	CALL FOR PRICE
<b>Self-contained</b>													
<b>F15MC48DP</b>	48"	31.5"	78"	22.3	19.6	9.15	1/3	7.9	115	5-20P	759	110	
<b>F15PC48DP</b>	48"	33.38"	78"	25	21.4	9.15	1/3	7.9	115	5-20P	807	110	
<b>F15MC60DP</b>	60"	31.5"	78"	28.4	25.0	12.13	1/3	7.9	115	5-20P	949	110	
<b>F15PC60DP</b>	60"	33.38"	78"	31.9	27.3	12.13	1/3	7.9	115	5-20P	1009	110	
<b>F15MC72DP</b>	72"	31.5"	78"	34.6	30.5	18.04	1/2	8.1	115	5-20P	1110	110	
<b>F15PC72DP</b>	72"	33.38"	78"	38.8	33.3	18.04	1/2	8.1	115	5-20P	1159	110	

F15P Series accessories and modifications can be found on page 45.

**F5V SERIES - Call for Price**

- 302A Reflective interior on pass-through doors (36")
- 302B Reflective interior on pass-through doors (48")
- 302C Reflective interior on pass-through doors (60")
- 302D Reflective interior on pass-through doors (72")
- 303A Extra 36" shelf (36" long units only; each)
- 303B Extra 48" shelf (48" long units only; each)
- 303C Extra 60" shelf (60" long units only; each)
- 303D Extra 72" shelf (72" long units only; each)
- Remote refrigeration (contact factory)
- Narrow depth display case (contact factory)

**F15V SERIES - Call for Price**

- 122I 230 volt, 50 cycle electrical system
- 302B Reflective interior on pass-through doors (48")
- 302C Reflective interior on pass-through doors (60")
- 302D Reflective interior on pass-through doors (72")
- 303B Extra 48" shelf (48" long units only; each)
- 303C Extra 60" shelf (60" long units only; each)
- 303D Extra 72" shelf (72" long units only; each)
- 906E Plastic laminate end
- 505A Plastic laminate back
- 505F Plastic laminate front
- 505H Stainless steel back
- 906A Stainless steel end
- Remote refrigeration (contact factory)
- Narrow depth display case (contact factory)

## **FlexiShield®**


Foodshields

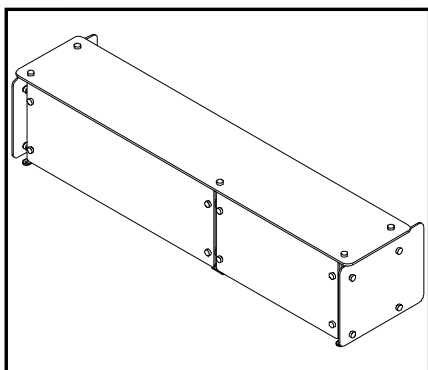
## **Shelleysteel®**

Stainless Steel Mobile Serving Systems

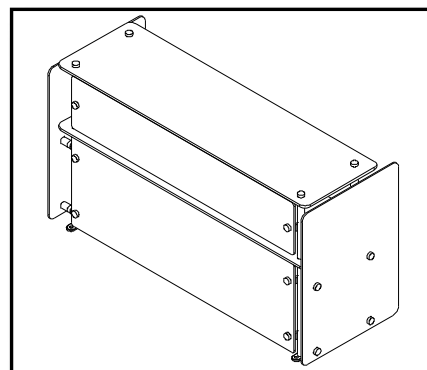
## **Shelleyglas®**

Fiberglass Mobile Serving Systems

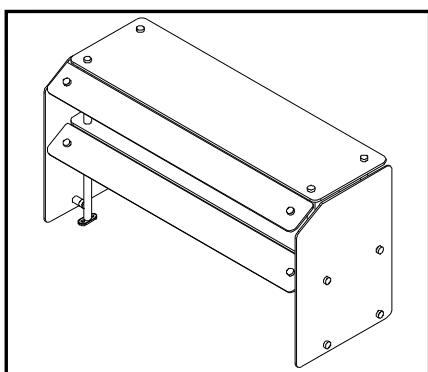




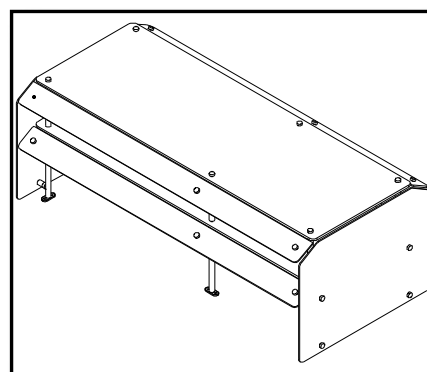
**DCFSG Series**  
Single tier glass front protector



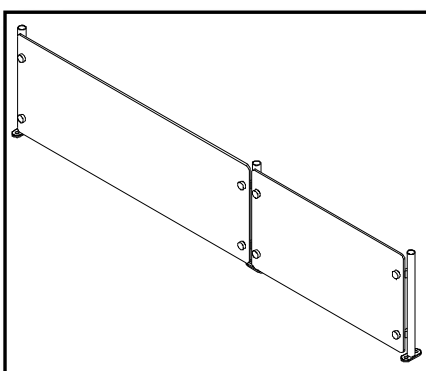
**DCFSG2 Series**  
Double tier glass front protector



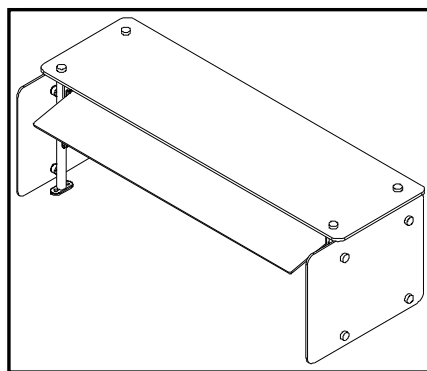
**DCFSH Series**  
Double tier, with sneeze guard fronts



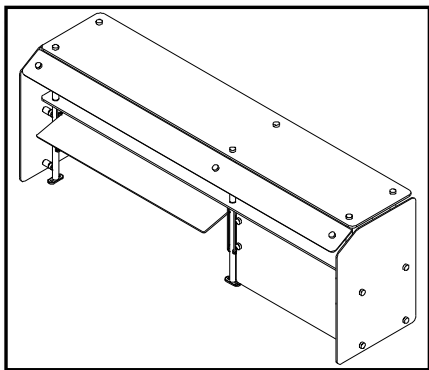
**DCFSHD Series**  
Double service, double tier display with sneeze guard fronts



**DCFSSS Series**  
Slicer Shield

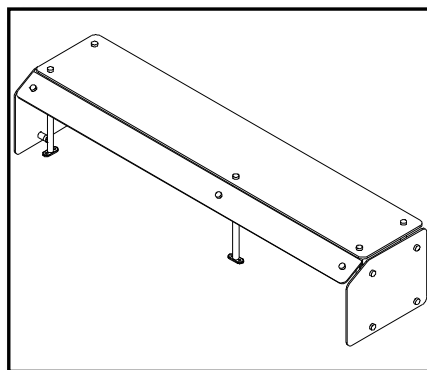


**DCFSFS Series**  
Single tier, flexible food shield (pivots in three positions)



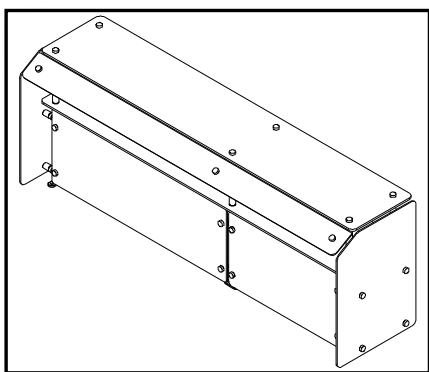
## DCFSFS2 Series

Double tier flexible foodshield (pivots in three positions)



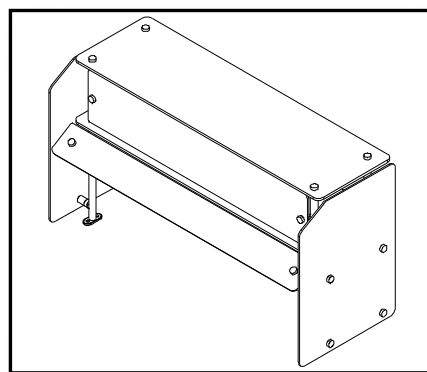
## DCFSKS Series

Single tier, fixed food shield front, single service



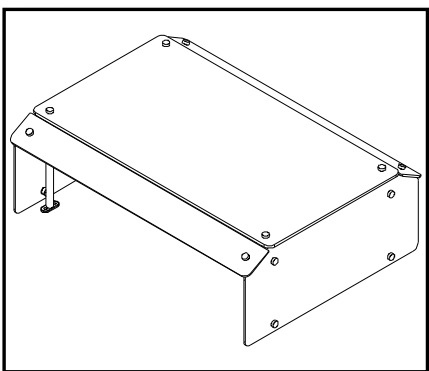
## DCFSGH Series

Double tier display, bottom tier full glass front, second tier sneeze-guard style



## DCFSHG Series

Double tier display bottom tier sneezeguard style, second tier full glass front



## DCFSKD Series

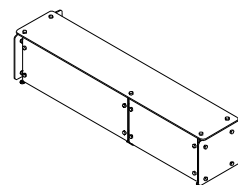
Single tier, fixed food shield front, dual service

Specifications and prices subject to change without notice.



## Product Information

- Mostly glass display allows you to see product from every angle
- Standard construction is 1" diameter stainless steel tubular legs. 1/4" tempered glass fronts and end glass. 3/8" tempered glass top shelf
- Comes fully assembled
- Standard bright chrome finish and black powdercoat
- End glass is standard on all food shields
- A complete line of accessories including stainless steel shelves, heat lamps and lighting
- All models meet NSF 2011 requirements.



DCFSG  
Single tier glass  
front protector

## Specifications

Model Number	Description	Call for Price
DCFSG	Glass front food shield, single tier with glass shelf, single service	
DCFSG2	Glass front food shield, double tier with two glass shelves, single service	
DCFSS	Glass front food shield, slicer shield style	
DCFSH	Two tier display, sneeze guard, single service	
DCFSHD	Two tier display with sneeze guard, dual service	
DCFSFS	Flexible shield, converts to three positions	
DCFSFS2	Flexible shield, converts to three positions, two tier	
DCFSKS	Single tier display, fixed sneeze guard front, single service	
DCFSKD	Single tier display, fixed sneeze guard front, dual service	
DCFSGH	Double tier display, bottom tier full glass front, second tier sneeze guard	
DCFSHG	Double tier display, bottom tier sneeze guard, second tier full glass front	

Model Number	Description	L	W	H	Call for Price
<b>Flexishield Display</b>					
DCFSCR	Corner Flexishield, 24" 90 degree with radius front edge, single tier	24"	24"	16"	
DCFSCRD	Corner Flexishield, 24" 90 degree with radius front edge, double tier	24"	24"	26"	
DCFSOS-XX	Overshelf with radial front edge, single tier	xx	18"	16"	
DCFSOS2-XX	Overshelf with radial front edge, double tier	xx	18"	26"	

### Accessory Options

	Call for Price
DCFSFL	Fluorescent light with on/off switch .....
DCFHL	Radiant heat lamp with switch .....
DCFSSHELF	Stainless steel shelf.....
DCFSLED	LED light .....
DCFSHH	Narrow halogen heatlamp.....
DCFSHHL	Narrow halogen heatlamp with Xenon lights.....
DCFSL	Narrow Xenon Display lights .....

### Black Powdercoating

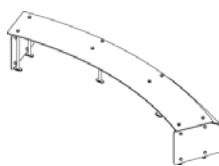
DCFSBP-G	G Style food shield.....
DCFSBP-G2	G2 Style food shield.....
DCFSBP-SS	SS Style food shield .....
DCFSBP-H	H Style food shield.....
DCFSBP-HD	HD Style food shield .....
DCFSBP-FS	FS Style food shield.....
DCFSBP-FS2	FS2 Style food shield.....
DCFSBP-KD	KD Style food shield.....
DCFSBP-KS	KS Style food shield .....
DCFSBP-GH	GH Style food shield .....
DCFSBP-HG	HG Style food shield .....

Specifications and prices subject to change without notice.

# DCFSR: RADIAL FLEXISHIELD® FOOD SHIELD



DCFSRIG-3



DCFSROKS-5

## Product Information

- Mostly glass display allows you to see product from every angle
- 1" stainless steel legs
- Meets 2011 NSF requirements
- Flange mounted foot makes installation easy
- Comes fully assembled from factory
- Standard end glass
- One year parts and labor standard warranty

## Specifications

MODEL NUMBER	DESCRIPTION	OVERALL			SHIP WEIGHT	FREIGHT CLASS	CALL FOR PRICE
		L	D	H			
Radial FlexiShield foodshields							
DCFSRIG-2	Radial food shield, full glass front, inside, single service, 2 pan	38.47"	18"	16"	Contact factory	Contact factory	
DCFSRIG-3	Radial food shield, full glass front, inside, single service, 3 pan	53.43"	18"	16"	Contact factory	Contact factory	
DCFSRIG-4	Radial food shield, full glass front, inside, single service, 4 pan	68.17"	18"	16"	Contact factory	Contact factory	
DCFSRIG-5	Radial food shield, full glass front, inside single service 5 pan	82.61"	18"	16"	Contact factory	Contact factory	
DCFSROG-2	Radial food shield, full glass front, outside, single service, 2 pan	43.09"	18"	16"	Contact factory	Contact factory	
DCFSROG-3	Radial food shield, full glass front, outside, single service, 3 pan	59.85"	18"	16"	Contact factory	Contact factory	
DCFSROG-4	Radial food shield, full glass front, outside, single service, 4 pan	76.35"	18"	16"	Contact factory	Contact factory	
DCFSROG-5	Radial food shield, full glass front, outside single service 5 pan	92.53"	18"	16"	Contact factory	Contact factory	
DCFSRIKS-2	Radial food shield, sneeze guard front, inside, single service, 2 pan	38.47"	18"	14.75"	Contact factory	Contact factory	
DCFSRIKS-3	Radial food shield, sneeze guard front, inside, single service, 3 pan	53.43"	18"	14.75"	Contact factory	Contact factory	
DCFSRIKS-4	Radial food shield, sneeze guard front, inside, single service, 4 pan	68.17"	18"	14.75"	Contact factory	Contact factory	
DCFSRIKS-5	Radial food shield, sneeze guard front, inside single service 5 pan	82.61"	18"	14.75"	Contact factory	Contact factory	
DCFSROKS-2	Radial food shield, sneeze guard front, outside, single service, 2 pan	43.09"	18"	14.75"	Contact factory	Contact factory	
DCFSROKS-3	Radial food shield, sneeze guard front, outside, single service, 3 pan	59.85"	18"	14.75"	Contact factory	Contact factory	
DCFSROKS-4	Radial food shield, sneeze guard front, outside, single service, 4 pan	76.35"	18"	14.75"	Contact factory	Contact factory	
DCFSROKS-5	Radial food shield, sneeze guard front, outside single service 5 pan	92.53"	18"	14.75"	Contact factory	Contact factory	
DCFSRKD-2	Radial food shield, sneeze guard front, dual service, 2 pan	43.09"	35.50"	15"	Contact factory	Contact factory	
DCFSRKD-3	Radial food shield, sneeze guard front, dual service, 3 pan	59.85"	35.50"	15"	Contact factory	Contact factory	
DCFSRKD-4	Radial food shield, sneeze guard front, dual service, 4 pan	76.35"	35.50"	15"	Contact factory	Contact factory	
DCFSRKD-5	Radial food shield, sneeze guard front, dual service 5 pan	92.53"	35.50"	15"	Contact factory	Contact factory	

## Flexishield® Powdercoat

### Black Powdercoat

**DCFSBP-RIG-2** RIG-2 style radial food shield ..... Contact factory  
**DCFSBP-RIG-3** RIG-3 style radial food shield ..... Contact factory  
**DCFSBP-RIG-4** RIG-4 style radial food shield ..... Contact factory  
**DCFSBP-RIG-5** RIG-5 style radial food shield ..... Contact factory  
**DCFSBP-ROG-2** ROG-2 style radial food shield ..... Contact factory  
**DCFSBP-ROG-3** ROG-3 style radial food shield ..... Contact factory  
**DCFSBP-ROG-4** ROG-4 style radial food shield ..... Contact factory  
**DCFSBP-ROG-5** ROG-5 style radial food shield ..... Contact factory  
**DCFSBP-RIKS-2** RIKS-2 style radial food shield ..... Contact factory  
**DCFSBP-RIKS-3** RIKS-3 style radial food shield ..... Contact factory

**DCFSBP-RIKS-4** RIKS-4 style radial food shield ..... Contact factory  
**DCFSBP-RIKS-5** RIKS-5 style radial food shield ..... Contact factory  
**DCFSBP-ROKS-2** ROKS-2 style radial food shield .. Contact factory  
**DCFSBP-ROKS-3** ROKS-3 style radial food shield .. Contact factory  
**DCFSBP-ROKS-4** ROKS-4 style radial food shield .. Contact factory  
**DCFSBP-ROKS-5** ROKS-5 style radial food shield .. Contact factory  
**DCFSBP-RKD-2** RKD-2 style radial food shield ..... Contact factory  
**DCFSBP-RKD-3** RKD-3 style radial food shield ..... Contact factory  
**DCFSBP-RKD-4** RKD-4 style radial food shield ..... Contact factory  
**DCFSBP-RKD-5** RKD-5 style radial food shield ..... Contact factory

# SH SERIES - MOBILE HEATED SERVING COUNTERS

## Product Information

- 14-gauge stainless steel top
- 18-gauge stainless steel exterior body
- 14-gauge galvanized bottom
- SH units have heated under storage compartment, provided with removable pan slides. SH-NU units have enclosed bases with no under storage
- A maximum 10' long cord and plug are supplied standard
- Electrical connections are 60 hertz, single phase. Three-phase design is available for an additional charge. Electrical accessories may change listed amperage and plug
- Top has two to six electrically heated, recessed die stamped stainless steel hot food warmers. Each warmer accommodates one 12" x 20" x 6" pan
- Hot well(s) with drain(s) manifolded standard to common gate valve
- All exterior panels reinforced with overlapping corners, welded in place
- Wet and dry operation
- All body cutouts reinforced with 14-gauge channel supports
- Choose from an almost unlimited selection of laminate colors and textures to add color to any room
- All units are standard on 5" polyurethane swivel locking casters for easy cleaning
- Easy to use stainless steel interlock system is standard on base and tray slides
- Easily modified with a complete array of standard accessories
- Counter heights available from 28" to 36" in 2" increments
- Add eye catching decal packages or bright canopies to create a distinctive look!
- Features new easy access panel for quick replacement of heating element.
- One year parts and labor standard warranty. Additional warranties available



**SH-3-NU**  
Shown with the following options:  
G—glass front counter protector  
A—12" stainless steel V  
fold-down tray slide



**SH-4-NU**  
Shown with the following options:  
KS—glass front counter protector  
A—12" stainless steel V  
fold-down tray slide

## Specifications

MODEL NUMBER	DESCRIPTION	OVERALL			AMP	VOLTS	WATTS	NEMA PLUG	SHIP WEIGHT	FREIGHT CLASS	CALL FOR PRICE
		L	D	H							
SHELLEYSTEEL HEATED SERVING COUNTERS											
With heated understorage											
SH-2	2 food wells	36"	30"	36"	15.0	120/208-230	2900/3300	14-20P	380	100	
SH-3	3 food wells	50"	30"	36"	20.0	120/208-230	3900/4500	14-30P	460	100	
SH-4	4 food wells	60"	30"	36"	26.0	120/208-230	4900/5700	14-50P	550	100	
SH-5	5 food wells	74"	30"	36"	31.0	120/208-230	5900/6900	14-50P	660	100	
SH-6	6 food wells	96"	30"	36"	37.0	120/208-230	6900/7900	14-50P	720	100	
Without understorage											
SH-2-NU	2 food wells	36"	30"	36"	11.0	120/208-230	2000/2400	14-20P	225	100	
SH-3-NU	3 food wells	50"	30"	36"	16.0	120/208-230	3000/3600	14-20P	275	100	
SH-4-NU	4 food wells	60"	30"	36"	22.0	120/208-230	4000/4800	14-30P	330	100	
SH-5-NU	5 food wells	74"	30"	36"	28.0	120/208-230	5000/6000	14-50P	420	100	
SH-6-NU	6 food wells	96"	30"	36"	33.0	120/208-230	6000/7000	14-50P	510	100	

Shelleyglas accessories and modifications can be found on pages 67-71.

# SCSC-BP SERIES - MOBILE REFRIGERATED COLD PAN SERVING COUNTERS

## SCSC-EFP SERIES - LIQUITEC REFRIGERATED COLD PAN



SCSC-74-BP  
pans by others



SCSC-60-EFP  
Shown with optional laminate,  
canopy, custom counter protector and  
extended base



Patented LiquiTec® Technology brings  
food and pans completely flush!

### Product Information

- 14-gauge stainless steel top
- 18-gauge stainless steel exterior body
- 14-gauge galvanized bottom
- On/off switch mounted to exterior of unit
- A maximum 10' long cord and plug are supplied standard
- All exterior panels reinforced with overlapping corners, welded in place
- All body cutouts reinforced with 14-gauge channel supports
- Choose from an almost unlimited selection of laminate colors and textures to add color to any room
- Electrical connections are 60 hertz, single phase. Electrical accessories may change listed amperage and plug
- All units are standard on 5" polyurethane swivel locking casters for easy cleaning
- Easy to use stainless steel interlock system is standard on base and tray slides
- Easily modified with a complete array of standard accessories
- Add eye catching decal packages or bright canopies to create a distinctive look!
- Counter heights available from 28" to 36" in 2" increments
- Environmentally friendly R290 refrigerant
- One year parts and labor standard warranty. Additional warranties available

### SCSC-BP

- SCSC-B Series counters are standard with 7" deep refrigerated cold pan. Cold pans are fully

insulated with foamed in place polyurethane insulation

- Pans recessed 2" from top edge of counter
- SCSC-B models are standard with enclosed base
- Cold pans are standard with drain with valve
- Adapter bars will be furnished at no additional charge if requested on original order only. Pans are supplied by others
- Optional open shelf and dry door inserts can be added to all models and lengths. Refrigerated insert can be added to 60", 74", or 96" long units

### SCSC-EFP

- The LiquiTec cold pan has two – six die stamped openings with depressed edges, each well, holding one 12" x 20" pan (pans supplied by others)
- Eutectic fluid completely surrounds each cold pan providing the maximum-- five sided cooling
- All SCSC-EF models meet NSF 7 with pans completely flush with counter
- Cold pan is fully insulated with foamed in place polyurethane insulation

### Specifications

MODEL NUMBER	COLD PAN SIZE	DIMENSIONS			AMP	H.P.	VOLTS	NEMA PLUG	SHIP WEIGHT	FREIGHT CLASS	CALL FOR PRICE
		L	D	H							
SHELLEYSTEEL REFRIGERATED COLD PAN SERVING COUNTERS											
SCSC-36-BP	26" X 21.62"	36"	30"	36"	7.0	1/4	115	5-15P	350	100	
SCSC-50-BP	39" X 21.62"	50"	30"	36"	7.0	1/4	115	5-15P	425	100	
SCSC-60-BP	52" X 21.62"	60"	30"	36"	7.0	1/4	115	5-15P	500	100	
SCSC-74-BP	65" X 21.62"	74"	30"	36"	7.0	1/4	115	5-15P	575	110	
SCSC-96-BP	78" X 21.62"	96"	30"	36"	7.0	1/4	115	5-15P	650	110	

### SHELLEYSTEEL LIQUITEC COLD PAN SERVING COUNTER WITH PATENTED LiquiTec® TECHNOLOGY

SCSC-36-EFP	2 pan cap	36"	30"	36"	7.0	1/4	115	5-15P	380	100	
SCSC-50-EFP	3 pan cap	50"	30"	36"	7.0	1/4	115	5-15P	455	100	
SCSC-60-EFP	4 pan cap	60"	30"	36"	7.0	1/4	115	5-15P	530	100	
SCSC-74-EFP	5 pan cap	74"	30"	36"	7.0	1/4	115	5-15P	615	100	
SCSC-96-EFP	6 pan cap	96"	30"	36"	7.0	1/4	115	5-15P	680	100	

Shelleyglas accessories and modifications can be found on pages 67-71.

# SHCR-BP SERIES - HOT/COLD COMBINATION COUNTERS

## SHC SERIES- ICE COOLED HOT/COLD COMBINATION COUNTERS

### Product Information

- Save space by having both hot and cold in one convenient location
- 14-gauge stainless steel top
- 18-gauge stainless steel exterior body
- 14-gauge galvanized bottom
- All SHCR-B models are standard with enclosed bases
- Top has one to four electrically heated, recessed die-stamped stainless steel hot food warmers. Each warmer accommodates a 12" x 20" x 6" pan (pans supplied by others)
- A maximum 10' long cord and plug are supplied standard
- Electrical connections are 60 hertz, single phase. Three-phase design is available for an additional charge. Electrical accessories may change listed amperage and plug
- All exterior panels reinforced with overlapping corners, welded in place
- All body cutouts reinforced with 14-gauge channel supports
- Choose from an almost unlimited selection of laminate colors and textures to add color to any room
- Wet and dry operation

- All units are standard on 5" polyurethane swivel locking casters for easy cleaning
- Easy to use stainless steel interlock system is standard on base and tray slides
- Easily modified with a complete array of standard accessories
- Counter heights available from 28" to 36" in 2" increments
- Add eye catching decal packages or bright canopies to create a distinctive look!
- One year parts and labor standard warranty. Additional warranties available

#### SHCR-BP ONLY

- The refrigerated cold pan is 7" deep constructed of stainless steel. Cold pan is equipped with a 1" drain with valve. Hot well(s) equipped with a drain with gate valve
- Meets NSF requirements with 3" recessed pans
- Environmentally friendly R290 refrigerant

#### SHC ONLY

- Insulated ice pan is 7" deep and constructed of 22-gauge stainless steel. Perforated false bottom, and drain with valve is standard. Hot well(s) with drain(s) manifolded standard to common gate valve



SH2CR-60-B

Shown with the following options:

**A.** 12" stainless steel V fold down

**E.** 10" wide stainless steel folddown work shelf

**KS.** single service flip up sneeze guard

**U.** End shelf

### Specifications

MODEL NUMBER	HOT WELLS	COLD PAN SIZE	DIMENSIONS					VOLTS	WATTS	NEMA PLUG	SHIP WEIGHT	FREIGHT CLASS	CALL FOR PRICE
			L	D	H	AMP	H.P.						
SHELLEYSTEEL SELF-CONTAINED HOT AND COLD COMBINATION COUNTERS													
SHCR-50-BP	1	26" X 21.62"	50"	30"	36"	16.0	1/4	120	1000	5-20P	475	100	
SHCR-60-BP	1	39" X 21.62"	60"	30"	36"	16.0	1/4	120	1000	5-20P	575	100	
SH2CR-62-BP	2	26" X 21.62"	62"	30"	36"	18.0	1/4	120/208-230	2000/2400	14-30P	575	100	
SHCR-74-BP	1	52" X 21.62"	74"	30"	36"	16.0	1/4	120	1000	5-20P	688	100	
SH2CR-74-BP	2	26" X 21.62"	74"	30"	36"	18.0	1/4	120/208-230	2000/2400	14-30P	690	100	
SHCR-96-BP	1	65" X 21.62"	96"	30"	36"	16.0	1/4	120	1000	5-20P	730	100	
SH2CR-96-BP	2	52" X 21.62"	96"	30"	36"	18.0	1/4	120/208-230	2000/2400	14-30P	740	100	
SH3CR-96-BP	3	39" X 21.62"	96"	30"	36"	23.0	1/4	120/208-230	3000/3600	14-30P	750	100	
SH4CR-96-BP	4	26" X 21.62"	96"	30"	36"	29.0	1/4	120/208-230	4000/4800	14-50P	760	100	

Shelleyglas accessories and modifications can be found on pages 67-71.

For LiquiTec® option, see accessory pages.

### Specifications

MODEL NUMBER	HOT WELLS	COLD PAN SIZE	OVERALL			AMP	H.P.	VOLTS	MAX WATTS	NEMA PLUG	SHIP WEIGHT	FREIGHT CLASS	CALL FOR PRICE
			L	D	H								
SHELLEYSTEEL ICE-COOLED HOT AND COLD COMBINATION COUNTERS													
SHC-50-NU	1	26" X 21.62"	50"	30"	36"	9.0	—	120	1000	5-15P	300	100	
SHC-60-NU	1	39" X 21.62"	60"	30"	36"	9.0	—	120	1000	5-15P	350	100	
SH2C-62-NU	2	26" X 21.62"	62"	30"	36"	11.0	—	120/208-230	2000/2400	14-20P	350	100	
SHC-74-NU	1	52" X 21.62"	74"	30"	36"	9.0	—	120	1000	5-15P	400	100	
SH2C-74-NU	2	26" X 21.62"	74"	30"	36"	11.0	—	120/208-230	2000/2400	14-20P	410	100	
SH3C-74-NU	3	26" X 21.62"	74"	30"	36"	16.0	—	120/208-230	3000/3600	14-20P	420	100	
SHC-96-NU	1	65" X 21.62"	96"	30"	36"	9.0	—	120	1000	5-15P	425	100	
SH2C-96-NU	2	52" X 21.62"	96"	30"	36"	11.0	—	120/208-230	2000/2400	14-20P	430	100	
SH3C-96-NU	3	39" X 21.62"	96"	30"	36"	16.0	—	120/208-230	3000/3600	14-20P	450	100	
SH4C-96-NU	4	26" X 21.62"	96"	30"	36"	22.0	—	120/208-230	4000/4800	14-30P	460	100	

Shelleyglas accessories and modifications can be found on pages 67-71.

Specifications and prices subject to change without notice.

# SCFT-NUP SERIES - FROST TOP SERVING COUNTERS



SCFT-74-NUP



Add eye catching decal packages or bright canopies to create a distinctive look!

## Product Information

- 14-gauge stainless steel top
- 18-gauge stainless steel exterior body
- 14-gauge galvanized bottom
- Frost top is 18-gauge stainless steel, one piece construction; perimeter drain with valve located at bottom of unit standard
- 18" x 26" sheet pan can rest on frost top
- On/off switch located on exterior of unit
- SCFT units are standard with enclosed base
- Meets NSF requirements
- Environmentally friendly R290 refrigerant
- A maximum 10' long cord and plug are supplied standard
- Electrical connections are 60 hertz, single phase. Electrical accessories may change listed amperage and plug
- All exterior panels reinforced with overlapping corners, welded in place
- All body cutouts reinforced with 14-gauge channel supports
- All units are standard on 5" polyurethane swivel locking casters for easy cleaning
- Easy to use stainless steel interlock system is standard on base and tray slides
- Easily modified with a complete array of standard accessories
- Counter heights available from 28" to 36" in 2" increments
- Choose from an almost unlimited selection of laminate colors and textures to add color to any room
- Add eye catching decal packages or bright canopies to create a distinctive look!
- One year parts and labor standard warranty. Additional warranties available

## Specifications

MODEL NUMBER	DESCRIPTION	OVERALL			AMP	H.P.	VOLTS	NEMA PLUG	SHIP WEIGHT	FREIGHT CLASS	CALL FOR PRICE
		L	D	H							
SHELLEYSTEEL FROST TOP SERVING COUNTERS											
Without understorage											
SCFT-36-NUP	frost top	36"	30"	36"	2.4	1/5	115	5-15P	380	100	
SCFT-50-NUP	frost top	50"	30"	36"	2.4	1/5	115	5-15P	455	100	
SCFT-60-NUP	frost top	60"	30"	36"	3.7	1/4	115	5-15P	540	100	
SCFT-74-NUP	frost top	74"	30"	36"	3.7	1/4	115	5-15P	610	110	
SCFT-96-NUP	frost top	96"	30"	36"	4.8	1/3	115	5-15P	680	110	

Shelleyglas accessories and modifications can be found on pages 67-71.

# SCI SERIES - ICE PAN SERVING COUNTERS

## Product Information

- 14-gauge stainless steel top
- 18-gauge stainless steel exterior body
- 14-gauge galvanized bottom
- Best for use where electricity is not available
- Insulated ice pan is 7" deep and is standard with the following: perforated false bottom, drain with valve
- SCI units are standard with dry hinged door storage compartment, while SCI-NU units have enclosed bases with no under storage
- Meets NSF requirements
- All exterior panels reinforced with overlapping corners, welded in place
- All body cutouts reinforced with 14-gauge channel supports
- All units are standard on 5" polyurethane swivel locking casters for easy cleaning
- Easy to use stainless steel interlock system is standard on base and tray slides
- Easily modified with a complete array of standard accessories
- Choose from an almost unlimited selection of laminate colors and textures to add color to any room
- Add eye catching decal packages or bright canopies to create a distinctive look!
- One year parts and labor standard warranty. Additional warranties available



**SCI-60-NU**

Shown with the following options:  
C. 10" wide three-bar fold down tray slide  
H. Two tier display with glass shelves and sneeze guards

## Specifications

MODEL NUMBER	ICE PAN SIZE	L	OVERALL D	H	SHIP WEIGHT	FREIGHT CLASS	CALL FOR PRICE
<b>SHELLEYSTEEL ICE PAN SERVING COUNTERS</b>							
<b>With dry understorage</b>							
<b>SCI-36</b>	26" x 21.62"	36"	30"	36"	240	110	
<b>SCI-50</b>	39" x 21.62"	50"	30"	36"	285	110	
<b>SCI-60</b>	52" x 21.62"	60"	30"	36"	320	110	
<b>SCI-74</b>	65" x 21.62"	74"	30"	36"	360	110	
<b>SCI-96</b>	78" x 21.62"	96"	30"	36"	400	110	
<b>Without understorage</b>							
<b>SCI-36-NU</b>	26" x 21.62"	36"	30"	36"	200	110	
<b>SCI-50-NU</b>	39" x 21.62"	50"	30"	36"	245	110	
<b>SCI-60-NU</b>	52" x 21.62"	60"	30"	36"	280	110	
<b>SCI-74-NU</b>	65" x 21.62"	74"	30"	36"	330	110	
<b>SCI-96-NU</b>	78" x 21.62"	96"	30"	36"	380	110	

Shelleyglas accessories and modifications can be found on pages 67-71.

# SCU SERIES - BEVERAGE COUNTERS



SCU-50-NU  
Shown with optional legs

## Product Information

- 14-gauge stainless steel top
- 18-gauge stainless steel exterior body
- 14-gauge galvanized bottom
- Reinforced top includes a stainless steel drain trough with removable stainless steel anti-splash drip gate. (Trough is standard on customer side, available on operator side if specified.)
- Drain trough has a 1" drain plumbed to a drain valve located at the bottom of the unit
- SCU models are standard with dry hinged door storage compartment
- Meets NSF requirements
- All exterior panels reinforced with overlapping corners, welded in place
- All body cutouts reinforced with 14-gauge channel supports
- All units are standard on 5" polyurethane swivel locking casters for easy cleaning
- Easy to use stainless steel interlock system is standard on base and tray slides
- Easily modified with a complete array of standard accessories
- Choose from an almost unlimited selection of laminate colors and textures to add color to any room
- Add eye catching decal packages or bright canopies to create a distinctive look!
- One year parts and labor standard warranty. Additional warranties available

## Specifications

MODEL NUMBER	DESCRIPTION	L	OVERALL D	H	SHIP WEIGHT	FREIGHT CLASS	CALL FOR PRICE
<b>SHELLEYSTEEL BEVERAGE COUNTERS</b>							
<b>With dry understorage</b>							
<b>SCU-36</b>	24" urn trough	36"	30"	36"	200	125	
<b>SCU-50</b>	36" urn trough	50"	30"	36"	230	125	
<b>SCU-60</b>	48" urn trough	60"	30"	36"	270	125	
<b>SCU-74</b>	60" urn trough	74"	30"	36"	300	125	
<b>SCU-96</b>	82" urn trough	96"	30"	36"	340	125	
<b>Without understorage</b>							
<b>SCU-36-NU</b>	24" urn trough	36"	30"	36"	170	125	
<b>SCU-50-NU</b>	36" urn trough	50"	30"	36"	190	125	
<b>SCU-60-NU</b>	48" urn trough	60"	30"	36"	230	125	
<b>SCU-74-NU</b>	60" urn trough	74"	30"	36"	260	125	
<b>SCU-96-NU</b>	82" urn trough	96"	30"	36"	300	125	

Shelleyglas accessories and modifications can be found on pages 67-71.



## Product Information

- 14-gauge stainless steel top
- 18-gauge stainless steel exterior body
- 14-gauge galvanized bottom
- Flat 14-gauge stainless steel top
- SC models are standard with dry hinged door storage compartment
- Meets NSF requirements
- All exterior panels reinforced with overlapping corners, welded in place
- All body cutouts reinforced with 14-gauge channel supports
- All units are standard on 5" polyurethane swivel locking casters for easy cleaning
- Easy to use stainless steel interlock system is standard on base and tray slides
- Easily modified with a complete array of standard accessories
- Choose from an almost unlimited selection of laminate colors and textures to add color to any room
- Add eye catching decal packages or bright canopies to create a distinctive look!
- One year parts and labor standard warranty. Additional warranties available



**SC-50-NU**  
Shown with the following options:  
A. 12" stainless steel V fold  
down tray slide  
G. Glass front counter protector  
P. Open understorage with shelf

## Specifications

MODEL NUMBER	DESCRIPTION	L	OVERALL D	H	SHIP WEIGHT	FREIGHT CLASS	CALL FOR PRICE
<b>SHELLESTEEL ALL PURPOSE COUNTERS</b>							
<b>With dry understorage</b>							
<b>SC-28</b>	dry storage	28"	30"	36"	165	125	
<b>SC-36</b>	dry storage	36"	30"	36"	185	125	
<b>SC-50</b>	dry storage	50"	30"	36"	205	125	
<b>SC-60</b>	dry storage	60"	30"	36"	240	125	
<b>SC-74</b>	dry storage	74"	30"	36"	270	125	
<b>SC-96</b>	dry storage	96"	30"	36"	310	125	
<b>Without understorage</b>							
<b>SC-28-NU</b>	enclosed base	28"	30"	36"	120	125	
<b>SC-36-NU</b>	enclosed base	36"	30"	36"	160	125	
<b>SC-50-NU</b>	enclosed base	50"	30"	36"	180	125	
<b>SC-60-NU</b>	enclosed base	60"	30"	36"	210	125	
<b>SC-74-NU</b>	enclosed base	74"	30"	36"	240	125	
<b>SC-96-NU</b>	enclosed base	96"	30"	36"	280	125	

Shelleyglas accessories and modifications can be found on pages 67-71.



**SC-60-NU**



# SCS SERIES - CASHIER'S COUNTER

# SCTRI SERIES - TRIANGLE CORNER COUNTER

# SCTS SERIES - TRAY STANDS



SCS-30

Shown with the following options:  
A. 12" stainless steel V fold down tray slide  
Q. outlet with breaker



SCTS-28

Shown with the following option:  
SW. silverware cutouts with stainless steel silverware holder

## Product Information

- 18-gauge stainless steel exterior body
- 14-gauge galvanized bottom
- 14-gauge stainless steel top
- Meets NSF requirements
- All exterior panels reinforced with overlapping corners, welded in place
- All body cutouts reinforced with 14-gauge channel supports
- All units are standard on 5" polyurethane swivel locking casters for easy cleaning
- Easy to use stainless steel interlock system is standard on base and tray slides
- Easily modified with a complete array of standard accessories
- Choose from an almost unlimited selection of laminate colors and textures to add color to any room
- One year parts and labor standard warranty. Additional warranties available

### SCS SERIES ONLY

- A 3" grommet hole is located at the rear of the top to allow cord access for cash registers
- Stainless steel locking cash drawer standard
- Stainless steel under shelf can serve as foot rest or storage

### SCTS SERIES ONLY

- Silverware cutouts and cylinders are optional

## Specifications

MODEL NUMBER	DESCRIPTION	L	D	H	AMP	VOLTS	NEMA PLUG	SHIP WEIGHT	FREIGHT CLASS	CALL FOR PRICE
<b>SHELLEYSTEEL CASHIER'S COUNTERS</b>										
<b>SCS-30</b>	cashier's counter	30"	30"	36"	N/A	N/A	N/A	180	100	
<b>SCS-36</b>	cashier's counter	30"	36"	36"	N/A	N/A	N/A	210	100	
<b>SCS-50</b>	cashier's counter	30"	50"	36"	N/A	N/A	N/A	270	100	
<b>SHELLEYSTEEL TRIANGLE CORNER UNIT</b>										
<b>SC-TRI</b>	corner unit, enclosed base	40"	30"	36"	N/A	N/A	N/A	160	100	
<b>SC-TRIOS</b>	corner unit, open shelf	40"	30"	36"	N/A	N/A	N/A	160	100	
<b>SHELLEYSTEEL TRAY STANDS</b>										
<b>SCTS-28</b>	tray stand	30"	28"	36"	N/A	N/A	N/A	150	125	
<b>SCTS-36</b>	tray stand	30"	36"	36"	N/A	N/A	N/A	192	125	

Shelleyglas accessories and modifications can be found on pages 67-71.

# KH SERIES - MOBILE HEATED SERVING COUNTERS

## Product Information

- One piece, molded fiberglass pylon (base), fully rounded corners, permanent color
- All corners and center sides reinforced with galvanized bracing, laminated into the fiberglass
- Full NSF and UL Certification
- Fire Code rating on fiberglass, laminate, canopy materials
- 14-gauge tops
- All units are standard on 5" polyurethane swivel locking casters for easy cleaning
- Wet and dry operation
- Caster mounting plates laminated into base
- Easy to use stainless steel interlock system is standard on base and tray slides
- Enclosed bases for vermin control
- A maximum 10' long cord and plug are supplied standard
- KH units have heated under storage compartment, provided with removable pan slides. KH-NU units have enclosed bases with no under storage
- Electrical connections are 60 hertz, single phase. Three-phase design is available for an additional charge. Electrical accessories may change listed amperage and plug
- Top has two to six electrically heated, recessed die stamped stainless steel hot food warmers.

Each warmer accommodates one 12" x 20" x 6" pan

- Hot well(s) with drain(s) manifolded standard to common gate valve
- All body cutouts reinforced with 14-gauge channel supports
- Easily modified with a complete array of standard accessories
- Counter heights available from 28" to 36" in 2" increments
- Choose from 25 standard fiberglass colors
- Add eye catching decal packages or bright canopies to create a distinctive look!
- Features new easy access panel for quick replacement of heating element.
- Contact Delfield for a Shelleyglas color chart or visit [www.delfield.com](http://www.delfield.com)
- One year parts and labor standard warranty. Additional warranties available



**KH-4-NU**

Shown with the following option:  
G. glass front counter protector  
P. open shelf understorage



**KH-5-NU**

Shown with the following options:  
KS. single service sneeze guard  
A. 12" stainless steel V fold-down tray slide  
V. 6" Adjustable bullet feet



Add eye catching decal packages or bright canopies to create a distinctive look!

## Specifications

MODEL NUMBER	DESCRIPTION	OVERALL			AMP	VOLTS	MAX WATTS	NEMA PLUG	SHIP WEIGHT	FREIGHT CLASS	CALL FOR PRICE
		L	D	H							
<b>SHELLEYGLAS HEATED SERVING COUNTERS</b>											
<b>With heated understorage</b>											
<b>KH-2</b>	2 food wells	36"	30"	36"	15.0	120/208-230	2900/3300	14-20P	380	100	
<b>KH-3</b>	3 food wells	50"	30"	36"	20.0	120/208-230	3900/4500	14-30P	460	100	
<b>KH-4</b>	4 food wells	60"	30"	36"	26.0	120/208-230	4900/5700	14-50P	550	100	
<b>KH-5</b>	5 food wells	74"	30"	36"	31.0	120/208-230	5900/6900	14-50P	660	100	
<b>KH-6</b>	6 food wells	96"	30"	36"	37.0	120/208-230	6900/7900	14-50P	720	100	
<b>Without understorage</b>											
<b>KH-2-NU</b>	2 food wells	36"	30"	36"	11.0	120/208-230	2000/2400	14-20P	225	100	
<b>KH-3-NU</b>	3 food wells	50"	30"	36"	16.0	120/208-230	3000/3600	14-20P	275	100	
<b>KH-4-NU</b>	4 food wells	60"	30"	36"	22.0	120/208-230	4000/4800	14-30P	330	100	
<b>KH-5-NU</b>	5 food wells	74"	30"	36"	28.0	120/208-230	5000/6000	14-50P	420	100	
<b>KH-6-NU</b>	6 food wells	96"	30"	36"	33.0	120/208-230	6000/7000	14-50P	510	100	

Shelleyglas accessories and modifications can be found on pages 67-71.

# KCSC-BP SERIES - MOBILE REFRIGERATED COLD PAN SERVING COUNTERS

## KCSC-EFP SERIES - LIQUITEC REFRIGERATED COLD PAN



**KCSC-50-B**

Shown with the following options:  
HD, double-service two-tier display  
A, 12" stainless steel V fold down tray slide  
V, 6" adjustable bullet feet



Add eye catching decal packages or bright canopies to create a distinctive look!



Patented LiquiTec® Technology brings food and pans completely flush!



### Product Information

- One piece, molded fiberglass pylon (base), fully rounded corners, permanent color
- All corners and center sides reinforced with galvanized bracing, laminated into the fiberglass
- Full NSF and UL Certification
- Fire Code rating on fiberglass, laminate, canopy materials
- 14-gauge tops
- All units are standard on 5" polyurethane swivel locking casters for easy cleaning
- Caster mounting plates laminated into base
- Easy to use stainless steel interlock system is standard on base and tray slides
- Enclosed bases for vermin control
- A maximum 10' long cord and plug are supplied standard
- Uses environmentally friendly R290 refrigerant
- Easy to use stainless steel interlock system is standard on base and tray slides
- Easily modified with a complete array of standard accessories
- Electrical connections are 60 hertz, single phase. Electrical accessories may change listed amperage and plug
- Counter heights available from 28" to 36" in 2" increments
- Unit has on/off switch mounted on the exterior
- Add eye catching decal packages or bright canopies to create a distinctive look!
- Contact Delfield for a Shelleyglas color chart or visit [www.delfield.com](http://www.delfield.com)

- One year parts and labor standard warranty. Additional warranties available
- All body cutouts reinforced with 14-gauge channel supports

### KCSC-BP SERIES ONLY

- KCSC-B Series counters are standard with 7" deep refrigerated cold pan. Cold pans are fully insulated with foamed in place polyurethane insulation
- Pans recessed 2" from top edge of counter
- Cold pans are standard with drain with valve
- Adapter bars will be furnished at no additional charge if requested on original order only. Pans are supplied by others
- Optional open shelf and dry door inserts can be added to all models and lengths. Refrigerated insert can be added to 60", 74", or 96" long units

### KCSC-EFP SERIES ONLY

- The LiquiTec cold pan has two – six die stamped openings with depressed edges in each well, holding one 12" x 20" pan (pans supplied by others)
- Eutectic fluid completely surrounds each cold pan providing the maximum-- five sided cooling
- All KCSC-EF models meet NSF 7 with pans completely flush with counter
- Cold pan is fully insulated with foamed in place polyurethane insulation

### Specifications

MODEL NUMBER	COLD PAN SIZE	DIMENSIONS			AMP	H.P.	VOLTS	NEMA PLUG	SHIP WEIGHT	FREIGHT CLASS	CALL FOR PRICE
		L	D	H							
SHELLEYGLAS REFRIGERATED COLD PAN SERVING COUNTERS											
KCSC-36-BP	26" x 21.62"	36"	30"	36"	2.4	1/5	115	5-15P	350	100	
KCSC-50-BP	39" x 21.62"	50"	30"	36"	2.4	1/5	115	5-15P	425	100	
KCSC-60-BP	52" x 21.62"	60"	30"	36"	3.7	1/4	115	5-15P	500	100	
KCSC-74-BP	65" x 21.62"	74"	30"	36"	3.7	1/4	115	5-15P	575	110	
KCSC-96-BP	78" x 21.62"	96"	30"	36"	4.8	1/3	115	5-15P	650	110	

### SHELLEYGLAS WITH PATENTED LiquiTec® TECHNOLOGY

<b>KCSC-36-EFP</b>	2 pan cap	36"	30"	36"	2.4	1/5	115	5-15P	380	100	
<b>KCSC-50-EFP</b>	3 pan cap	50"	30"	36"	2.4	1/5	115	5-15P	455	100	
<b>KCSC-60-EFP</b>	4 pan cap	60"	30"	36"	3.7	1/4	115	5-15P	530	100	
<b>KCSC-74-EFP</b>	5 pan cap	74"	30"	36"	3.7	1/4	115	5-15P	615	100	
<b>KCSC-96-EFP</b>	6 pan cap	96"	30"	36"	4.8	1/3	115	5-15P	680	100	

Shelleyglas accessories and modifications can be found on pages 67-71.

# KHCR-BP SERIES - HOT/COLD COMBINATION COUNTERS KHC-NU SERIES - ICE COOLED HOT/COLD COMBINATION COUNTERS

## Product Information

- Save space by having both hot and cold in one convenient location
- One piece, molded fiberglass pylon (base), fully rounded corners, permanent color
- All corners and center sides reinforced with galvanized bracing, laminated into the fiberglass
- Full NSF and UL Certification
- Fire Code rating on fiberglass, laminate, canopy materials
- 14-gauge tops
- All units are standard on 5" polyurethane swivel locking casters for easy cleaning
- Caster mounting plates laminated into base
- Easy to use stainless steel interlock system is standard on base and tray slides
- A maximum 10' long cord and plug are supplied standard
- All KHCR-B and KHC models are standard with enclosed bases
- Top has one to four electrically heated, recessed die-stamped stainless steel hot food warmers. Each warmer accommodates a 12" x 20" x 6" pan (pans supplied by others)
- Wet and dry operation
- Electrical connections are 60 hertz, single phase. Three-phase design is available for an additional charge. Electrical accessories may change listed amperage and plug

- All body cutouts reinforced with 14-gauge channel supports
- Easily modified with a complete array of standard accessories
- Counter heights available from 28" to 36" in 2" increments
- Add eye catching decal packages or bright canopies to create a distinctive look!
- Contact Delfield for a Shelleyglas color chart or visit [www.delfield.com](http://www.delfield.com)
- One year parts and labor standard warranty. Additional warranties available

### KHCR-BP ONLY

- The refrigerated cold pan is 7" deep constructed of stainless steel. Cold pan is equipped with a 1" drain with valve. Hot well(s) equipped with a drain with gate valve
- Meets NSF requirements with pans recessed 3"
- Environmentally friendly R290 refrigerant

### KHC-NU ONLY

- Insulated ice pan is 7" deep and constructed of 22-gauge stainless steel. Perforated false bottom, and drain with valve is standard
- Hot well(s) with drain(s) manifolded standard to common gate valve



**KHCR-50BP**  
Shown with the following options:  
A. 12" stainless steel V fold down tray slide  
V. 6" adjustable bullet feet



**KHCR2-96-BP**  
Shown with the following option:  
KD. double service flip up sneeze guard



**KHC-60-NU**  
Shown with the following option:  
A. 12" stainless steel V fold down tray slide  
HD. double service two tier display  
V. 6" adjustable bullet feet

## Specifications

MODEL NUMBER	HOT WELLS	COLD PAN SIZE	DIMENSIONS			AMP	H.P.	VOLTS	NEMA PLUG	SHIP WEIGHT	FREIGHT CLASS	CALL FOR PRICE
			L	D	H							
SHELLEYGLAS SELF-CONTAINED HOT AND COLD COMBINATION COUNTERS												
KHCR-50-BP	1	26" X 21.62"	50"	30"	36"	11.4	1/5	120	5-20P	475	100	
KHCR-60-BP	1	26" X 21.62"	60"	30"	36"	11.4	1/5	120	5-20P	575	100	
KHCR-74-BP	1	39" X 21.62"	74"	30"	36"	11.4	1/5	120	5-20P	688	100	
KH2CR-74-BP	2	26" X 21.62"	74"	30"	36"	13.4	1/5	120/208-230	14-30P	690	100	
KHCR-96-BP	1	65" X 21.62"	96"	30"	36"	12.7	1/4	120	5-20P	730	100	
KH2CR-96-BP	2	52" X 21.62"	96"	30"	36"	14.7	1/4	120/208-230	14-30P	740	100	
KH3CR-96-BP	3	39" X 21.62"	96"	30"	36"	18.4	1/5	120/208-230	14-30P	750	100	
KH4CR-96-BP	4	26" X 21.62"	96"	30"	36"	24.4	1/5	120/208-230	14-50P	760	100	

MODEL NUMBER	HOT WELLS	COLD PAN SIZE	OVERALL			H.P.	AMP	VOLTS	NEMA PLUG	SHIP WEIGHT	FREIGHT CLASS	CALL FOR PRICE
			L	D	H							
SHELLEYGLAS ICE-COOLED HOT AND COLD COMBINATION COUNTERS												
KHC-50-NU	1	26" X 21.62"	50"	30"	36"	—	9.0	120	5-15P	300	100	
KHC-60-NU	1	26" X 21.62"	60"	30"	36"	—	9.0	120	5-15P	350	100	
KHC-74-NU	1	39" X 21.62"	74"	30"	36"	—	9.0	120	5-15P	400	100	
KH2C-74-NU	2	26" X 21.62"	74"	30"	36"	—	11.0	120/208-230	14-20P	410	100	
KHC-96-NU	1	65" X 21.62"	96"	30"	36"	—	9.0	120	5-15P	425	100	
KH2C-96-NU	2	52" X 21.62"	96"	30"	36"	—	11.0	120/208-230	14-20P	430	100	
KH3C-96-NU	3	39" X 21.62"	96"	30"	36"	—	16.0	120/208-230	14-20P	450	100	
KH4C-96-NU	4	26" X 21.62"	96"	30"	36"	—	22.0	120/208-230	14-30P	460	100	

Shelleyglas accessories and modifications can be found on pages 67-71.

Specifications and prices subject to change without notice.

**GARLAND**  
CANADA

# KCFT-NUP SERIES - FROST TOP SERVING COUNTERS



KCFT-60-NUP

## Product Information

- One piece, molded fiberglass pylon (base), fully rounded corners, permanent color
- All corners and center sides reinforced with galvanized bracing, laminated into the fiberglass
- Full NSF and UL Certification
- Fire Code rating on fiberglass, laminate, canopy materials
- 14-gauge tops
- All units are standard on 5" polyurethane swivel locking casters for easy cleaning
- Caster mounting plates laminated into base
- Easy to use stainless steel interlock system is standard on base and tray slides
- Enclosed bases for vermin control
- A maximum 10' long cord and plug are supplied standard
- Frost top is 18-gauge stainless steel, one piece construction; perimeter drain with valve located at bottom of unit standard
- 18"x 26" sheet pan can rest on frost top
- On/off switch located on exterior of unit
- Electrical connections are 60 hertz, single phase. Electrical accessories may change listed amperage and plug
- All body cutouts reinforced with 14-gauge channel supports
- Easily modified with a complete array of standard accessories
- Counter heights available from 28" to 36"
- Add eye catching decal packages or bright canopies to create a distinctive look!
- Environmentally friendly R290 refrigerant
- Contact Delfield for a Shelleyglas color chart or visit [www.delfield.com](http://www.delfield.com)
- One year parts and labor standard warranty. Additional warranties available

## Specifications

MODEL		OVERALL						NEMA	SHIP	FREIGHT	CALL FOR
NUMBER	DESCRIPTION	L	D	H	AMP	H.P.	VOLTS	PLUG	WEIGHT	CLASS	PRICE
SHELLEYGLAS FROST TOP SERVING COUNTERS											
Without understorage											
KCFT-36-NUP	frost top	36"	30"	36"	2.4	1/5	115	5-15P	380	100	
KCFT-50-NUP	frost top	50"	30"	36"	2.4	1/5	115	5-15P	455	100	
KCFT-60-NUP	frost top	60"	30"	36"	3.7	1/4	115	5-15P	540	100	
KCFT-74-NUP	frost top	74"	30"	36"	3.7	1/4	115	5-15P	610	110	
KCFT-96-NUP	frost top	96"	30"	36"	4.8	1/3	115	5-15P	680	110	

Shelleyglas accessories and modifications can be found on pages 67-71.

# KCI SERIES - ICE PAN SERVING COUNTERS

## Product Information

- Best for use where electricity is not available
- One piece, molded fiberglass pylon (base), fully rounded corners, permanent color
- All corners and center sides reinforced with galvanized bracing, laminated into the fiberglass
- Full NSF and UL Certification
- Fire Code rating on fiberglass, laminate, canopy materials
- 14-gauge tops
- All units are standard on 5" polyurethane swivel locking casters for easy cleaning
- Caster mounting plates laminated into base
- Easy to use stainless steel interlock system is standard on base and tray slides
- Insulated ice pan is 7" deep and is standard with the following: perforated false bottom, drain with valve and casters
- KCI units are standard with dry hinged door storage compartment, while KCI-NU units have enclosed bases with no understorage
- All body cutouts reinforced with 14-gauge channel supports
- Easily modified with a complete array of standard accessories
- Add eye catching decal packages or bright canopies to create a distinctive look!
- Contact Delfield for a Shelleyglas color chart or visit [www.delfield.com](http://www.delfield.com)
- One year parts and labor standard warranty. Additional warranties available



**KCI-50-NU**  
Shown with the following options:  
E. fold down workshelf  
H. two tier display  
P. open understorage with shelf

## Specifications

MODEL NUMBER	ICE PAN SIZE	DIMENSIONS			SHIP WEIGHT	FREIGHT CLASS	CALL FOR PRICE
		L	D	H			
SHELLEYGLAS ICE PAN SERVING COUNTERS							
With dry understorage							
KCI-36	26" x 21.62"	36"	30"	36"	240	110	
KCI-50	39" x 21.62"	50"	30"	36"	285	110	
KCI-60	52" x 21.62"	60"	30"	36"	320	110	
KCI-74	65" x 21.62"	74"	30"	36"	360	110	
KCI-96	78" x 21.62"	96"	30"	36"	400	110	
Without understorage							
KCI-36-NU	26" x 21.62"	36"	30"	36"	200	110	
KCI-50-NU	39" x 21.62"	50"	30"	36"	245	110	
KCI-60-NU	52" x 21.62"	60"	30"	36"	280	110	
KCI-74-NU	65" x 21.62"	74"	30"	36"	330	110	
KCI-96-NU	78" x 21.62"	96"	30"	36"	380	110	

Shelleyglas accessories and modifications can be found on pages 67-71.

# KCU SERIES - BEVERAGE COUNTERS



KCU-36-NU

Shown with the following option:  
A. 12" stainless steel V fold down  
tray slide

## Product Information

- One piece, molded fiberglass pylon (base), fully rounded corners, permanent color
- All corners and center sides reinforced with galvanized bracing, laminated into the fiberglass
- Full NSF and UL Certification
- Fire Code rating on fiberglass, laminate, canopy materials
- 14-gauge tops
- All units are standard on 5" polyurethane swivel locking casters for easy cleaning
- Caster mounting plates laminated into base
- A maximum 10' long cord and plug are supplied standard
- Reinforced top includes a stainless steel drain trough with removable stainless steel anti-splash drip gate. (Trough is standard on customer side, available on operator side if specified.)
- KCU models are standard with dry hinged door storage compartment
- All body cutouts reinforced with 14-gauge channel supports
- Easy to use stainless steel interlock system is standard on base and tray slides
- Easily modified with a complete array of standard accessories
- Add eye catching decal packages or bright canopies to create a distinctive look!
- Contact Delfield for a Shelleyglas color chart or visit [www.delfield.com](http://www.delfield.com)
- One year parts and labor standard warranty. Additional warranties available

## Specifications

MODEL NUMBER	DESCRIPTION	L	D	H	SHIP WEIGHT	FREIGHT CLASS	CALL FOR PRICE
<b>SHELLEYGLAS BEVERAGE COUNTERS</b>							
<b>With dry understorage</b>							
KCU-36	24" urn trough	36"	30"	36"	200	125	
KCU-50	36" urn trough	50"	30"	36"	230	125	
KCU-60	48" urn trough	60"	30"	36"	270	125	
KCU-74	60" urn trough	74"	30"	36"	300	125	
KCU-96	82" urn trough	96"	30"	36"	340	125	
<b>Without understorage</b>							
KCU-36-NU	24" urn trough	36"	30"	36"	170	125	
KCU-50-NU	36" urn trough	50"	30"	36"	190	125	
KCU-60-NU	48" urn trough	60"	30"	36"	230	125	
KCU-74-NU	60" urn trough	74"	30"	36"	260	125	
KCU-96-NU	82" urn trough	96"	30"	36"	300	125	

Shelleyglas accessories and modifications can be found on pages 67-71.



# KC SERIES - ALL PURPOSE COUNTERS

## Product Information

- One piece, molded fiberglass pylon (base), fully rounded corners, permanent color
- All corners and center sides reinforced with galvanized bracing, laminated into the fiberglass
- Full NSF and UL Certification
- Fire Code rating on fiberglass, laminate, canopy materials
- All units are standard on 5" polyurethane swivel locking casters for easy cleaning
- Caster mounting plates laminated into base
- Enclosed bases for vermin control
- Flat 14-gauge stainless steel top
- KC models are standard with dry hinged door storage compartment
- Easy to use stainless steel interlock system is standard on base and tray slides
- Easily modified with a complete array of standard accessories
- Add eye catching decal packages or bright canopies to create a distinctive look!
- Contact Delfield for a Shelleyglas color chart or visit [www.delfield.com](http://www.delfield.com)
- One year parts and labor standard warranty. Additional warranties available



**KC-28-NU**  
Shown with the following options:  
C. tubular fold down trayslide  
P. open understorage with shelf

## Specifications

MODEL NUMBER	DESCRIPTION	L	D	H	SHIP WEIGHT	FREIGHT CLASS	CALL FOR PRICE
<b>SHELLEYGLAS ALL PURPOSE COUNTERS</b>							
<b>With dry understorage</b>							
<b>KC-28</b>	dry storage	28"	30"	36"	165	125	
<b>KC-36</b>	dry storage	36"	30"	36"	185	125	
<b>KC-50</b>	dry storage	50"	30"	36"	205	125	
<b>KC-60</b>	dry storage	60"	30"	36"	240	125	
<b>KC-74</b>	dry storage	74"	30"	36"	270	125	
<b>KC-96</b>	dry storage	96"	30"	36"	310	125	
<b>Without understorage</b>							
<b>KC-28-NU</b>	enclosed base	28"	30"	36"	120	125	
<b>KC-36-NU</b>	enclosed base	36"	30"	36"	160	125	
<b>KC-50-NU</b>	enclosed base	50"	30"	36"	180	125	
<b>KC-60-NU</b>	enclosed base	60"	30"	36"	210	125	
<b>KC-74-NU</b>	enclosed base	74"	30"	36"	240	125	
<b>KC-96-NU</b>	enclosed base	96"	30"	36"	280	125	

Shelleyglas accessories and modifications can be found on pages 67-71.



**KC-50-NU**  
Shown with the following options:  
A. 12" stainless steel V fold down tray slide  
G. glass front counter protector



**KC-74-NU**  
Shown with optional canopy, sandwich slide and trayslide

**SHELLEYGLAS® SERVING LINES**

# KCS SERIES - CASHIER'S COUNTERS

## KCTS SERIES - TRAY STANDS



**KCS-36**

Shown with the following option:  
(2) E. 10" stainless steel fold-down  
work shelves (being used as tray  
slides)

### Product Information

- One piece, molded fiberglass pylon (base), fully rounded corners, permanent color
- All corners and center sides reinforced with galvanized bracing, laminated into the fiberglass
- 14-gauge tops
- Full NSF and UL Certification
- Fire Code rating on fiberglass, laminate, canopy materials
- All units are standard on 5" polyurethane swivel locking casters for easy cleaning
- Caster mounting plates laminated into base
- Easy to use stainless steel interlock system is standard on base and tray slides
- Easily modified with a complete array of standard accessories
- All body cutouts reinforced with 14-gauge channel supports
- Contact Delfield for a Shelleyglas color chart or visit [www.delfield.com](http://www.delfield.com)
- One year parts and labor standard warranty. Additional warranties available

### KCS SERIES ONLY

- A 3" grommet hole is located at the rear of the top to allow cord access for cash registers
- Stainless steel locking cash drawer standard
- Stainless steel under shelf can serve as foot rest or storage
- All body cutouts reinforced with 14-gauge channel supports
- Add eye catching decal packages or bright canopies to create a distinctive look!

### KCTS SERIES ONLY

- All units are standard on 5" diameter swivel casters for easy cleaning and mobility
- Caster mounting plates laminated into base
- Easy to use interlock system is standard on base and tray slides
- 14-gauge stainless steel top and tray step down
- Silverware cutouts and cylinders are optional

### Specifications

MODEL NUMBER	DESCRIPTION	L	D	H	AMP	VOLTS	NEMA PLUG	SHIP WEIGHT	FREIGHT CLASS	CALL FOR PRICE
<b>SHELLEYGLAS CASHIER'S COUNTERS</b>										
<b>KCS-30</b>	cashier's counter	30"	30"	36"	N/A	N/A	N/A	180	100	
<b>KCS-36</b>	cashier's counter	30"	36"	36"	N/A	N/A	N/A	210	100	
<b>KCS-50</b>	cashier's counter	30"	50"	36"	N/A	N/A	N/A	270	100	
<b>SHELLEYGLAS CARVING COUNTERS</b>										
<b>SHELLEYGLAS TRAY STANDS</b>										
<b>KCTS-28</b>	tray stand	30"	28"	36"	N/A	N/A	N/A	150	125	
<b>KCTS-36</b>	tray stand	30"	36"	36"	N/A	N/A	N/A	192	125	

Shelleyglas accessories and modifications can be found on pages 67-71.


# SHELLEYSTEEL/SHELLEYGLAS EQUIPMENT ACCESSORIES

Contact factory for pricing.

SHELLEYSTEEL/SHELLEYGLAS SERVING LINE ACCESSORIES



**A.** 12" stainless steel V fold-down tray slide



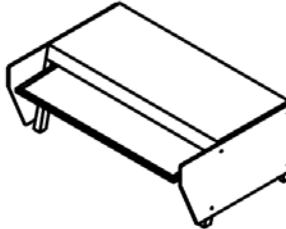
**C.** 10" three-bar tubular fold-down tray slide



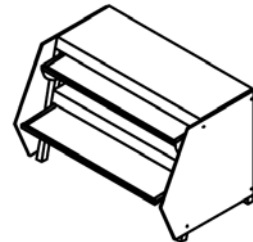
**D.** 10" composite fold-down cutting board



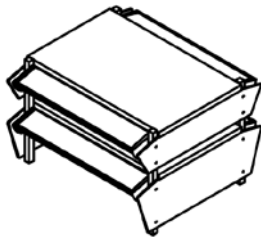
**E.** 10" stainless steel fold-down work shelf



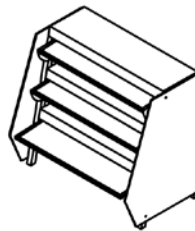
**G.** Glass front counter protector



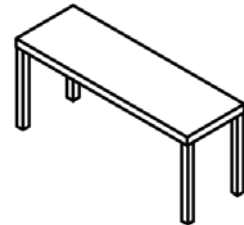
**H.** Two-tier display w/glass shelves and sneeze guards



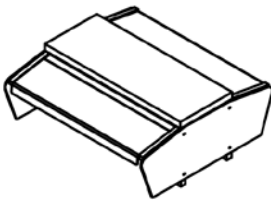
**HD.** Double service two-tier display with glass shelves and sneeze guards




**I.** Three-tier display w/glass shelves and sneeze guards



**J.** 12" stainless steel overshef, 18-gauge



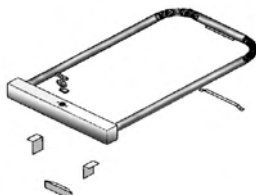
**KD.** Double service flip-up sneeze guard shown with optional powder coating



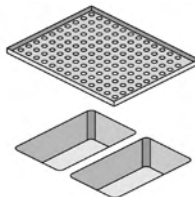
**KS.** Single service flip-up sneeze guard shown with optional powder coating



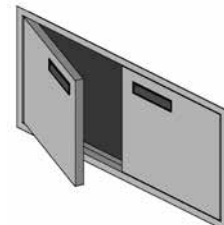
**P.** Open shelf understorage



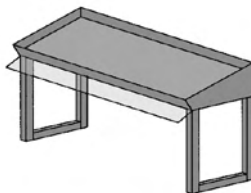
**S.** Lid locking device



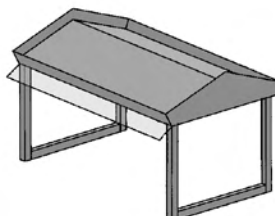
**SG16.** Pizza pan insert



**SG9A.** Single mechanical access door to interior  
**SG9B.** Double mechanical access doors to interior - shown



**SG22A.** Slanted overshef



**SG22B.** Double slanted overshef

**Accessory and  
modifications on  
pages 82-86.**

Specifications and prices subject to change without notice.

**GARLAND**  
CANADA

## SHELLEYSTEEL/SHELLEYGLAS EQUIPMENT ACCESSORIES

CALL FOR PRICE

## SHELLEYSTEEL/SHELLEYGLAS BASE ACCESSORIES

	**ADD LENGTH OF BASE MODEL TO END OF LETTER FOR ACCESSORY	-28	-30	-36	-50	-60	-62	-74	-96
<b>B</b>	12" STAINLESS STEEL V STYLE, FOLD-DOWN TRAY SLIDE								
<b>C</b>	10" THREE-BAR TUBULAR FOLD-DOWN TRAY SLIDE								
<b>D</b>	10" COMPOSITE FOLD-DOWN CUTTING BOARD								
<b>E</b>	10" STAINLESS STEEL FOLD-DOWN WORK SHELF								
<b>P</b>	OPEN UNDERSTORAGE WITH SHELF (KH-NU/SH-NU, KCI/SCI-NU, KCU/SCU-NU & KC/SC ONLY) **MUST SPECIFY CENTER SHELF IF REQUIRED								
<b>PR</b>	OPEN UNDERSTORAGE WITH SHELF (KCSC/SCSC, KHC/SHC & KHCR/SHCR ONLY) **SPECIFY CENTER SHELF IF REQUIRED								
<b>FF</b>	EXTRA DRAIN TROUGH FOR DUAL SERVICE (BEVERAGE COUNTERS ONLY)								
<b>X</b>	DECREASE DEPTH OF COLD PAN 1.38" - 5"								
<b>Y</b>	INCREASE DEPTH OF COLD PAN 7" - 12"								
<b>F</b>	LINE-UP INTERLOCK DEVICE (SUPPLIED FOR BASE)								
<b>FD</b>	FIBERGLASS DOOR PANEL INSERT EACH (KCSC ONLY)								
<b>PS</b>	PAN SLIDES (IN REFRIGERATED UNDERSTORAGE ONLY)								
<b>Q</b>	115/15A OUTLET WITH 10A BREAKER* EACH								
<b>QQ-2</b>	2 DRAINS FROM FOOD WELLS, PLUMBED TO COMMON VALVE (ESP 12X20 WELLS)								
<b>QQ-3</b>	3 DRAINS FROM FOOD WELLS, PLUMBED TO COMMON VALVE (ESP 12X20 WELLS)								
<b>QQ-4</b>	4 DRAINS FROM FOOD WELLS, PLUMBED TO COMMON VALVE (ESP 12X20 WELLS)								
<b>QQ-5</b>	5 DRAINS FROM FOOD WELLS, PLUMBED TO COMMON VALVE (ESP 12X20 WELLS)								
<b>QQ-6</b>	6 DRAINS FROM FOOD WELLS, PLUMBED TO COMMON VALVE (ESP 12X20 WELLS)								
<b>ST</b>	STAINLESS STEEL TRIM STRIP EACH (SHELLEYSTEEL ONLY)								
<b>SW-6</b>	(6) SILVERWARE CUTOUTS W/PLASTIC BINS ( KCS/SCS & KCTS/SCTS ONLY)								
<b>SW-8</b>	(8) SILVERWARE CUTOUTS W/PLASTIC BINS ( KCS/SCS & KCTS/SCTS ONLY)								
<b>U</b>	14" X 30" STAINLESS STEEL END DROP SHELF EACH								
<b>UU</b>	MOLDED FIBERGLASS TRIM STRIP EACH (SHELLEYGLAS ONLY)								
<b>V</b>	ADJUSTABLE STAINLESS STEEL BULLET FEET (SUPPLIED FOR BASE)								
<b>W</b>	THREE PHASE ELECTRICAL SYSTEM (HEATED COUNTERS ONLY)								
LAMINATE EXTERIOR BASE FINISH FOR STANDARD LAMINATE CHOICES. HIGH END LAMINATES SPECIAL RATES APPLY. FOR QUESTIONS ON WHAT CHOICES QUALIFY AS A STANDARD CONSULT WITH FACTORY (SHELLEYSTEEL ONLY)									

## SHELLEYSTEEL/SHELLEYGLAS OVERSTRUCTURE ACCESSORIES

	**ADD LENGTH OF BASE MODEL TO END OF LETTER FOR ACCESSORY	-28	-36	-50	-60	-74	-96
<b>G</b>	SINGLE SERVICE GLASS FRONT COUNTER PROTECTOR						
<b>H</b>	TWO-TIER SINGLE SERVICE DISPLAY W/GLASS SHELVES & SNEEZE GUARD						
<b>HD</b>	DOUBLE SERVICE TWO-TIER DISPLAY WITH SNEEZE GUARD						
<b>I</b>	THREE-TIER SINGLE SERVICE DISPLAY W/GLASS SHELVES & SNEEZE GUARD						
<b>J</b>	12" WIDE STAINLESS STEEL OVERSHELF, SINGLE TIER						
<b>J2</b>	12" WIDE STAINLESS STEEL OVERSHELF, TWO TIER						
<b>KD</b>	DOUBLE SERVICE FLIP-UP SNEEZE GUARD						
<b>KS</b>	SINGLE SERVICE FLIP-UP SNEEZE GUARD						
<b>L</b>	FLUORESCENT LIGHT FIXTURE*						
<b>LED</b>	LED LIGHT FIXTURE*						
<b>LI</b>	INCANDESCENT LIGHT FIXTURE*						
<b>M</b>	RADIANT HEAT LAMP W/ON-OFF SWITCH (FITS G, J, KS, KD)*						
* INCLUSION OF THESE OPTIONS WILL ALTER THE ELECTRICAL SPECIFICATIONS OF UNIT.							

\*\*FOR FLEXISHIELD FOOD SHIELD OPTIONS SEE PAGE 64

Specifications and prices subject to change without notice.

# SHELLEYSTEEL/SHELLEYGLAS EQUIPMENT ACCESSORIES

## Special Modifications (available on all equipment except where noted)


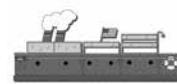
Accessory	Description	Call for Price
<b>SG1</b>	Backsplash	
	A. 2" x 4" backsplash return on end	
	B. 2" x 4" high backsplash (per foot; 3' minimum)	
<b>SG3</b>	Deck Mounted Outlets	
<b>SG5</b>	Dry Storage Compartments	
	A. Single door	
	B. Double door	
	C. Sliding door on base (36" & 50")	
	D. Sliding door on base (74" & 96")	
	E. Intermediate Shelf, Adjustable (60" max shelf length)	
<b>SG6</b>	Fan Assist Package (Refrigerated cold pans)	
<b>SG7</b>	Ferruled Holes	
	B. 1" diameter (each)	
	C. 2" diameter (each)	
	D. 3" diameter (each)	
<b>SG8</b>	Heated Interior Sections	
	A. Single door with pan slides 15.62" long	
	B. Single door with pan slides 28.62" long	
<b>SG9</b>	Mechanical Access Doors to Interior	
	A. Single door	
	B. Double door	
	C. Single louver door	
<b>SG10</b>	Highlight Finish top edge of unit each unit	
<b>SG11</b>	Modify Standard Height Modify height of unit to height 28", 30", 32", 34" & 36" (only)	
<b>SG12</b>	Shelleyglas Custom lengths	
	SG12-36 (28" - 36" base length)	
	SG12-50 (37" - 50" base length)	
	SG12-60 (51" - 60" base length)	
	SG12-74 (61" - 74" base length)	
	SG12-96 (75" - 96" base length)	
	SG12-138 (97" - 138" base length)	
<b>SG14</b>	Modify Standard Top Depth	
	A-28. 1" to 6"	
	A-36. 1" to 6"	
	A-50. 1" to 6"	
	A-60. 1" to 6"	
	A-74. 1" to 6"	
	A-96. 1" to 6"	
	B-28. 7" to 12"	
	B-36. 7" to 12"	
	B-50. 7" to 12"	
	B-60. 7" to 12"	
	B-74. 7" to 12"	
	B-96. 7" to 12"	
<b>SG15</b>	Paper Cup Dispenser Specify cup manufacturer and rim diameter	
<b>SG16</b>	Pizza Pan Insert	
<b>SG17</b>	Powder Coating (Price per linear inch)	
	A. G Style counter protector	
	B. H Style counter protector	
	C. HD Style counter protector	
	D. I Style counter protector	
	E. KD Style sneeze guard	
	F. KS Style sneeze guard	
	G. Shelley canopy	

Specifications and prices subject to change without notice.

# SHELLEYSTEEL/SHELLEYGLAS EQUIPMENT ACCESSORIES

## Special Modifications (available on all equipment except where noted)

Accessory	Description	Call for Price
<b>SG17H</b>	Powder Coat Louver Each	
<b>SG18</b>	Push/Pull Handles Stainless steel	
<b>SG19</b>	Heated Tops	
	A. 17.12" x 25.12" recessed 1"	
	B. 20.12" x 26.26" recessed 1"	
	C. 25.12" x 35.25" recessed 1"	
	D. 17.12" x 25.12" flat heated	
	E. 20.12" x 26.26" flat heated	
	F. 25.12" x 35.25" flat heated	
<b>SG20P</b>	Refrigerated Understorage Only fits in 60" or longer units, single door	
	AV. With 1/4 h.p. condensing unit	
	BV. Without condensing unit when added to self-contained KCSC or SCSC models	
<b>SG21</b>	A. Soup Wells 10.5" diameter, with control panel	
	B. Soup Wells 8.5" diameter, with control panel	
<b>SG22</b>	Slanted Overshelves	
	A. Single (per foot; 3' minimum)	
	B. Double (per foot; 3' minimum)	
<b>SG23</b>	Toe Plates Stainless steel (3' minimum)	
<b>SG23B</b>	Extended Sides (3' minimum)	
<b>SG24</b>	Tray Slides 12" wide laminated fold-down style (per foot; add to tray slide price)	
<b>SG24B</b>	Tray Slides Extend 12" Stainless steel V fold down tray slide	
	(per inch, add to tray slide price)	
<b>SG24C</b>	Tray Slides Extend 10" three bar tubular fold down tray slide	
	(per inch, add to tray slide price)	
<b>SG25</b>	Canopy and accessories	
	A. Dome style	
	B. Peak style	
	C. Bus style	
	D. Stationary frame	
	E. Adjustable (tube in tube) frame	
	F. 3" letters	
	G. 2" or 3" stripe on canopy	
<b>SG26</b>	Bus theme, includes, wheels, lights, windshield wipers, striping, license plate, fenders and doors only (does not include canopy, trim strips, lettering or over structure).	
	A. Single side only	
	B. Dual sided bus	
<b>SG27</b>	Boat theme, includes smoke stack with smoke, bow piece, flag, anchor, bell, and name plate (does not include waves, trim stripes or portholes).	
	A. Basic package single/dual	
	B. Portholes	
	C. Wave kick plates (per linear inch)	
<b>SG28</b>	Train/Circus Train theme, includes smoke stack, engine wheels with piston, cow catcher, cab over shelf, bell, and headlight (does not include wheels for following cars, circus animals, canopy, lettering).	
	A. Single side only	
	B. Dual side train engine	
	C. Circus animals	
	D. Balloons, set of three in cluster	
	E. Set of two wheels per side for following cars	
<b>SG29</b>	Rocket theme, includes nose cone, graphics, and tail wing (does not include trim strips).	
	A. Single side only	
	B. Dual sided rocket	
<b>SG30</b>	Standoff Decor Panel, 18"x18" Shelleyglas/Shelleysteel	



Other custom theme packages available upon request, please contact factory for special pricing

Specifications and prices subject to change without notice.

**GARLAND**  
CANADA

# SHELLEYSTEEL/SHELLEYGLAS EQUIPMENT ACCESSORIES

## Special Modifications (available on all equipment except where noted)

Accessory	Description	Call for Price
<b>SG31</b>	Standoff Decor Panel, Flexible size Shelleyglas/Shelleysteel/Concepts	
<b>SG32</b>	Shelley Wing Wall (per linear foot)	
<b>SG32A</b>	Tempered Glass in Lieu of Standard, Single Tier	
<b>SG32B</b>	Tempered Glass in Lieu of Standard, Double Tier	
<b>SG32C</b>	3" adjustable height caster, 3" adjustable (set of 4)	
<b>SG33</b>	Recessed Wells for 18" x 26" Sheet Pan	
	A. Shelleyglass 36"	
	B. Shelleyglass 50"	
	C. Shelleyglass 64"	
	D. Shelleyglass 78"	
	E. Shelleyglass 96"	
	F. Shelleysteel 36"	
	G. Shelleysteel 50"	
	H. Shelleysteel 62"	
	I. Shelleysteel 76"	
	J. Shelleysteel 96"	
<b>SG34A</b>	Cash Drawer Insert	
<b>SG34B</b>	Cash Counter Tubular Foot Rest	
<b>SG35</b>	Frost Top Grate (per foot with 1 ft minimum)	
<b>SG36</b>	Shelley Correctional Package	
<b>TE</b>	Top extensions (added to base as flat top area)	
TE option should only be used for standard length units. Please contact the factory for custom length pricing.		
	TE8. 8" extension	
	TE10. 10" extension	
	TE14. 14" extension	
	TE22. 22" extension	
	TE24. 24" extension	
	TE32. 32" extension	
	TE36. 36" extension	
	TE38. 38" extension	
<b>ESP</b>	Energy savings power hot food well - per well (standard without drains)	
<b>LH</b>	Narrow Halogen Heatlamp, 18" Minimum length	
<b>LHX</b>	Narrow Halogen Heatlamp with Xenon Lights, 18" Minimum length	
<b>LX</b>	Narrow Xenon Display Lights, 18" Minimum length	
<b>Spacer Options</b>		
The spacer option (wainscot) includes top, interlocks and legs. Please specify fiberglass, stainless steel or laminate when ordering.		
	KSPC. Fiberglass spacer	
	SSPC. Stainless steel spacer	
	LSPC. Laminate spacer	
<b>Power Pole Options</b>		
	PP21-30. 120/208 volt, 3-phase, 30 amp pole	
	PP14-50. Locking 120/208 volt, single-phase, 50 amp pole	

## **200P/300P**

Drop-In Freezers, Water Stations, and Ice Chests

**N8000** - Ice Cooled Cold Pans

**N8100P** - Drop-In Cold Pans

**N8200P** - Frost Tops

**8100EFP** - LiquiTec® Refrigerated Cold Pans

**N8600P** - Combination Hot/Cold Wells

**N8700** - Heated Food Wells

**N8800** - Single Tank Hot Food Wells


**N8000N** - Narrow Line Drop Ins

**DIS** - Drop-In Dish Dispensers

## **CD and ND**

Drop-In Cup, Napkin and Tray Dispensers

**LT-** Drop-In Tray and Rack Dispensers





# 200 SERIES - FREEZERS, WATER STATIONS, UNDERCOUNTER SINK AND FAUCETS 300 SERIES - ICE CHEST AND GLASS FILLER

## Product Information

### N225P-N227P SERIES ONLY

- 18-gauge stainless steel top construction
- 26.81" overall height
- Die stamped top opening with raised edge
- High-density polyurethane foam throughout unit
- Freezer tank is constructed of 2BF with large cleanout radii
- Mechanically cooled 0° to 5° tank storage temperatures meeting NSF and UL requirements
- Folding removable cover with black rubber external handle for easy grip
- 9' cord and plug
- Durable 16-gauge compressor cage
- Environmentally friendly R290 refrigerant
- Electronic temperature controls
- Non-marring press fit gasket
- Stainless steel louver sent loose for field installation
- Suitable for ice cream storage.

### 240 SERIES ONLY

- 20-gauge stainless steel top and body
- One piece stainless lift off cover with handle
- Stainless steel interior liner with coved corners
- 1" diameter drain plumbed out the bottom
- High-density polyurethane foam throughout unit

### 203/305 SERIES ONLY

- 20-gauge stainless steel top with raised die stamped opening
- Galvanized exterior body
- One piece stainless lift off cover with handle
- 1" diameter drain plumbed out the bottom
- High-density polyurethane foam throughout unit
- 305: ABS plastic interior line with coved corners
- 203: stainless steel interior liner with coved corners

### 204 SERIES ONLY

- 18-gauge stainless steel top with raised die stamped opening
- One piece stainless lift off cover with handle
- ABS plastic interior liner with coved corners
- 1" diameter drain plumbed out the bottom
- High-density polyurethane foam throughout unit
- Exterior tank is made of galvanized steel
- Glass filler is 9.5" high, over a die stamped drain opening fitted with chrome plated wire strainer

### 307 SERIES ONLY

- Glass filler is 9.5" high, over a die stamped drain opening fitted with chrome plated wire strainer

### ALL UNITS:

- One year parts and labor standard warranty. Additional warranties available



N227P



204

## Specifications and Prices

MODEL NUMBER	L	OVERALL D	H	CUTOUT SIZE	CABINET CAPACITY	H.P.	AMP	VOLTS	NEMA PLUG	SHIP WEIGHT	FREIGHT CLASS	LIST PRICE
<b>DROP-IN FREEZERS</b>												
<b>N225P</b>	17.06"	27.41"	26.75"	26.62" x 16.12"	6 gal.	0.20	1.8	115	5-15P	115	92.5	<b>\$6,085</b>
<b>N227P</b>	30.58"	27.41"	26.75"	26.62" x 29.62"	12 gal.	0.25	2.9	115	5-15P	191	92.5	<b>\$7,887</b>

MODEL NUMBER	DESCRIPTION	L	OVERALL D	H	CUTOUT SIZE	ICE CAPACITY	SHIP WEIGHT	FREIGHT CLASS	LIST PRICE
<b>WATER STATIONS AND ICE STORAGE</b>									
<b>203</b>	ice chest	20.50"	20.50"	23.25"	19.25" x 19.25"	90 lbs.	52	85	<b>\$2,305</b>
<b>204</b>	water & ice station	24"	21"	22.6"	21" x 17.75"	45 lbs.	47.5	85	<b>\$2,352</b>
<b>204-P</b>	water & ice station	24"	21"	26.35"	21" x 17.75"	45 lbs.	47.5	85	<b>\$2,773</b>
<b>240</b>	ice chest with cover	21"	17.5"	17"	—	75 lbs.	36	85	<b>\$2,810</b>
<b>240P</b>	ice chest with cover	21"	17.5"	17"	—	75 lbs.	36	85	<b>\$2,961</b>
<b>305</b>	ice chest with cover	21.25"	15.25"	13"	17.75" x 12.5"	45 lbs.	18	85	<b>\$1,383</b>
<b>307</b>	glass filler	12"	12"	9.5"	—	—	7	85	<b>\$805</b>
<b>307-P</b>	pitcher filler	12"	12"	13.25"	—	—	7	85	<b>\$1,224</b>

Drop-in accessories and modifications can be found on page 84.



240

**DROP-INS/BUILT-INS**

## N8000 SERIES - ICE COOLED COLD PANS

## N8100BP SERIES - MECHANICALLY COOLED COLD PANS

## N8000N SERIES - NARROW ICE COOLED COLD PANS

## N8100NP SERIES - NARROW MECHANICALLY COOLED COLD PANS



N8156BP

### Product Information

#### N8000 SERIES ONLY

- 20-gauge stainless steel top construction
- 2 BF stainless steel interior liner
- Sectional removable perforated bottoms
- Adapter bars are provided standard for 12" x 20" openings
- Standard 1" plastic drain
- High density polyurethane foam insulation throughout unit
- Galvanized exterior body
- Custom sizes available
- Non-marring press fit top gasket is supplied standard
- NSF-2 certified
- One year parts and labor standard warranty. Additional warranties available

#### N8100BP/8100NBP SERIES ONLY

- 20-gauge stainless steel top construction
- 2 BF stainless steel interior liner wrapped and spot clipped with refrigeration lines; thermal transfer compound is applied for superior cooling
- V-stamped pan rest recessed 2"
- Mechanically cooled system
- Adapter bars are provided standard for

- 12" x 20" openings
- Standard 1" plastic drain
- High density polyurethane foam insulation throughout unit
- Galvanized exterior body
- Non-marring press fit top gasket is supplied standard
- NSF-7 certified
- Condensing unit is suspended below on a 16-gauge galvanized frame
- R290 refrigerant
- 8' cord is standard
- Stainless steel louver is provided for field installation
- Custom sizes available
- One year parts and labor standard warranty. Additional warranties available

### Specifications and Prices

MODEL NUMBER	OVERALL			12 X 20 PANS HELD	CUTOUT SIZE	H.P.	AMP	VOLTS	NEMA PLUG	SHIP WEIGHT	FREIGHT CLASS	LIST PRICE
	L	D	H									
<b>ICE COOLED COLD PANS</b> <small>8" pan depth Adapter bars and perforated bottoms standard</small>												
N8018	18"	26"	10.75"	1	17" X 25"	N/A	N/A	N/A	N/A	38	85	\$2,082
N8030	30.75"	26"	10.75"	2	29.75" X 25"	N/A	N/A	N/A	N/A	84	85	\$2,302
N8043	43.5"	26"	10.75"	3	42.50" X 25"	N/A	N/A	N/A	N/A	110	85	\$2,650
N8056	56.25"	26"	10.75"	4	55.25" X 25"	N/A	N/A	N/A	N/A	139	85	\$3,094
N8069	69"	26"	10.75"	5	68" X 25"	N/A	N/A	N/A	N/A	160	85	\$3,458
N8081	81.75"	26"	10.75"	6	80.75" X 25"	N/A	N/A	N/A	N/A	197	85	\$4,078
<b>MECHANICALLY COOLED PANS</b> <small>8" pan depth Adapter bars standard</small>												
N8118BP	18"	26"	21.87"	1	17" X 25"	1/6	2	115	5-15P	100	85	\$5,875
N8130BP	30.75"	26"	21.87"	2	29.75" X 25"	1/6	2	115	5-15P	140	85	\$6,268
N8143BP	43.5"	26"	21.87"	3	42.50" X 25"	2/7	3.1	115	5-15P	173	85	\$6,815
N8156BP	56.25"	26"	21.87"	4	55.25" x 25"	2/7	3.1	115	5-15P	205	85	\$7,323
N8169BP	69"	26"	21.87"	5	68" x 25"	2/7	3.1	115	5-15P	225	85	\$7,965
N8181BP	81.75"	26"	21.87"	6	80.75" x 25"	1/3	4.6	115	5-15P	258	85	\$8,848
<b>NARROW LINE DROP-INS</b>												
<b>Ice cooled cold pans</b>												
N8046N	46.75"	18"	10.75"	2	45.75" x 17"	N/A	N/A	N/A	N/A	100	85	\$2,302
N8068N	67.5"	18"	10.75"	3	66.5" x 17"	N/A	N/A	N/A	N/A	120	85	\$2,650
<b>NARROW LINE DROP-INS</b>												
<b>Mechanically cooled cold pans</b>												
N8146NBP	46.75"	18"	21.81"	2	45.75" x 17"	1/6	2	115	5-15P	175	85	\$6,455
N8168NBP	67.50"	18"	21.81"	3	66.5" x 17"	1/6	2	115	5-15P	240	85	\$7,020

Drop-in accessories and modifications can be found on page 84.

# 8100-EFP SERIES - LIQUITEC® REFRIGERATED COLD PANS

## Product Information

### 8100-EFP SERIES ONLY

- 18-gauge stainless steel top construction
- 2BF stainless steel liner wrapped and spot clipped with refrigeration lines; thermal transfer compound is applied for superior cooling
- Mechanically cooled system
- Flush mounted die stamped drawn 12" x 20" individual 20-gauge wells
- Wells to be depressed slightly into the top to hold condensation
- Standard 1/2" stainless steel drain
- High density polyurethane foam insulation throughout unit
- Galvanized exterior body
- Thermostatic temperature with OFF position and expansion valve standard
- Non-marring press fit top gasket is supplied standard
- NSF7 certified
- Condensing unit is suspended below on a 16-gauge galvanized frame
- Environmentally friendly R290 refrigerant

- 8' cord is standard
- Stainless steel louver is provided standard for field installation
- "EFN" slimline models run 12" x 20" well left to right instead of front to back
- One year parts and labor standard warranty. Additional warranties available



8145-EFP

## Specifications and Prices

MODEL NUMBER	L	OVERALL D	H	CUTOUT SIZE	12 x 20 PANS HELD	AMPS	H.P.	VOLTS	NEMA PLUG	SHIP WEIGHT	FREIGHT CLASS	LIST PRICE
<b>LiquiTec® EUTECTIC FLUID REFRIGERATED COLD PANS</b>												
<b>8118-EFP</b>	18.20"	26"	23.25"	17" x 25"	1	2.4	1/5	115	5-15P	169	85	<b>\$7,821</b>
<b>8132-EFP</b>	31.76"	26"	23.25"	30.75" x 25"	2	2.4	1/5	115	5-15P	215	85	<b>\$8,616</b>
<b>8145-EFP</b>	45.32"	26"	23.25"	44.25" x 25"	3	3.7	1/4	115	5-15P	265	85	<b>\$9,370</b>
<b>8159-EFP</b>	58.88"	26"	23.25"	57.87" x 25"	4	3.7	1/4	115	5-15P	285	85	<b>\$10,060</b>
<b>8172-EFP</b>	72.44"	26"	23.25"	71.5" x 25"	5	4.8	1/3	115	5-15P	295	85	<b>\$10,945</b>
<b>8186-EFP</b>	86"	26"	23.25"	85.0" x 25"	6	4.8	1/3	115	5-15P	394	85	<b>\$11,822</b>

MODEL NUMBER	L	OVERALL D	H	CUTOUT SIZE	12 x 20 PANS HELD	AMPS	H.P.	VOLTS	NEMA PLUG	SHIP WEIGHT	FREIGHT CLASS	LIST PRICE
<b>LiquiTec® SLIM LINE EUTECTIC FLUID REFRIGERATED COLD PANS</b>												
<b>8148-EFNP</b>	47.66"	18"	23.25"	46.88" x 17.25"	2	2.4	1/5	115	5-15P	235	85	<b>\$9,190</b>
<b>8169-EFNP</b>	69.22"	18"	23.25"	68.50" x 17.25"	3	2.4	1/4	115	5-15P	285	85	<b>\$11,041</b>
<b>8191-EFNP</b>	90.78"	18"	23.25"	90" x 17.25"	4	3.7	1/4	115	5-15P	295	85	<b>\$11,915</b>

Drop-in accessories and modifications can be found on page 84.

# N8200P SERIES - FROST TOPS

# N8200GP SERIES - GRANITE COLD SLAB

# N8200-STP SERIES - SHEET PAN FROST TOPS

## Product Information

### N8200P SERIES ONLY

- 18-gauge stainless steel top construction
- Top has integral drain trough and 2.00" overhang around perimeter
- Top is elevated 1.68" above counter surface and angles approximately 45° into the trough
- The bottom interior of the top is serpentine wrapped, taped, then foamed with high density polyurethane foam insulation.
- Exterior body is galvanized steel
- Condensing unit is suspended below on a 16-gauge galvanized frame
- Environmentally friendly R290 refrigerant
- 8' cord is standard
- Stainless steel louver is provided standard for field installation
- Custom sizes available
- Standard 1/2" stainless steel tubing drain
- Unit is equipped with an on/off switch
- Non-marring press fit top gasket is supplied standard
- NSF certified

### N8200-STP SERIES ONLY

- Recessed stainless steel top with full perimeter drain trough and 1/2" drain

### N8200GP SERIES ONLY

- 14-gauge stainless steel top with "Absolute Black" granite
- Thermal transfer compound installed between stainless steel and granite top
- Top has integral drain trough 1.5" deep around perimeter
- Top is elevated 1.25" above counter surface
- Unit foamed with high density polyurethane insulation
- Exterior body is galvanized steel
- Condensing unit is suspended below on a 16-gauge galvanized steel frame
- Environmentally friendly R290 refrigerant
- 8' cord is standard
- Stainless steel louver is provided standard for field installation
- Standard 3/4" stainless steel drain
- Unit is equipped with an ON/OFF switch
- NSF certified

### ALL UNITS

- One year parts and labor standard warranty. Additional warranties available

## Specifications and Prices

MODEL NUMBER	L	OVERALL D	H	12 x 20 PANS HELD	CUTOUT SIZE	H.P.	AMP	VOLTS	NEMA PLUG	SHIP WEIGHT	FREIGHT CLASS	LIST PRICE
<b>FROST TOPS</b>												
N8231P	31.75"	26"	15.75"	—	30.75" x 25"	1/5	2.4	115	5-15P	142	85	\$6,687
N8245P	45.63"	26"	15.75"	—	44.63" x 25"	1/5	2.4	115	5-15P	168	85	\$6,950
N8259P	59.5"	26"	15.75"	—	58.50" x 25"	1/4	3.7	115	5-15P	193	85	\$7,536
N8273P	73.38"	26"	15.75"	—	72.38" x 25"	1/4	3.7	115	5-15P	209	85	\$8,061
N8287P	87.25"	26"	15.75"	—	86.25" x 25"	1/3	4.8	115	5-15P	239	85	\$8,881

MODEL NUMBER	L	OVERALL D	H	12 x 20 PANS HELD	CUTOUT SIZE	H.P.	AMP	VOLTS	NEMA PLUG	SHIP WEIGHT	FREIGHT CLASS	LIST PRICE
<b>GRANITE COLD SLAB</b>												
N8231GP	31.75"	25.87"	19"	—	30.75" x 25"	1/5	2.4	115	5-15P	227	85	\$9,272
N8245GP	45.63"	25.87"	19"	—	44.63" x 25"	1/4	3.7	115	5-15P	330	85	\$10,541
N8259GP	59.5"	25.87"	19"	—	58.50" x 25"	1/3	4.8	115	5-15P	433	85	\$12,529
N8273GP	73.38"	25.87"	19"	—	72.38" x 25"	1/3	4.8	115	5-15P	536	85	\$13,708

MODEL NUMBER	L	OVERALL D	H	18 x 26 PANS HELD	CUTOUT SIZE	H.P.	AMP	VOLTS	NEMA PLUG	SHIP WEIGHT	FREIGHT CLASS	LIST PRICE
<b>FROST TOPS - Sheet pan</b>												
N8230-STP	29.60"	22"	15.70"	1-Long left to right	28.60" x 21.10"	1/5	2.4	115	5-15P	142	85	\$6,972
N8240-STP	39.70"	29.60"	15.70"	2 Tall left to right	38.60" x 28.75"	1/4	3.7	115	5-15P	168	85	\$7,023
N8256-STP	55.60"	22"	15.70"	2-Long left to right	54.60" x 21.10"	1/5	2.4	115	5-15P	193	85	\$7,821
N8258-STP	57.60"	29.60"	15.70"	3-Tall left to right	56.60" x 28.75"	1/4	3.7	115	5-15P	209	85	\$8,347
N8275-STP	75.50"	29.60"	15.70"	4-Tall left to right	74.50" x 28.75"	1/3	4.8	115	5-15P	239	85	\$9,165

Drop-in accessories and modifications can be found on page 84.

# N8600P SERIES - COMBINATION HOT/COLD WELLS N8800 SERIES - SINGLE TANK HOT FOOD WELLS

## Product Information

### N8600P SERIES ONLY

- Dual temp hot or cold operation
- 20-gauge stainless steel top construction
- Single "wet only" well with immersion heater(s) and 1" stainless steel drain
- Adapter bars standard to accommodate 12"x20" pans
- Remote control panel with 3-way Hot/Off/Cold power switch and thermostatic control for hot operation
- Thermostat for cold operation located by condensing unit
- Non-marring press fit top gasket is supplied standard
- High density polyurethane foam insulation throughout unit
- Stainless steel liner wrapped with spot clipped refrigeration lines; thermal transfer compound applied for superior cooling
- Galvanized exterior body
- Condensing unit suspended below on a 16-gauge galvanized frame
- R290 refrigeration system with thermostatic

expansion valve

- Unit must be hard wired in field
- Stainless steel louver is provided standard for field installation

### N8800 SERIES ONLY

- Adapter bars provided standard to accommodate 12" x 20" pans
- Single wet only well 8" deep made of 316 series stainless kinked to stainless 1" drain
- Single thermostatic temperature control wired to (1) main control panel with 2' of conduit and wire. Field install control panel at locations

### ALL UNITS

- One year parts and labor standard warranty. Additional warranties available



N8656P



N8845

## Specifications and Prices

MODEL NUMBER	OVERALL			12 x 20 PANS HELD	CUTOUT SIZE	H.P.	AMP	VOLTS	WATTS	NEMA PLUG	SHIP WEIGHT	FREIGHT CLASS	LIST PRICE
	L	D	H										
COMBINATION HOT/COLD FOOD WELLS <small>8" pan depth Pilot indicator lights included</small>													
N8630P	30.75"	26"	25.75"	2	29.75" x 25"	1/5	25.0	120	3000	N/A	164	85	\$11,573
N8643P	43.5"	26"	25.75"	3	42.50" x 25"	1/5	21.0	120/240	5000	N/A	198	85	\$12,170
N8656P	56.25"	26"	25.75"	4	55.25" x 25"	1/4	21.0	120/240	5000	N/A	233	85	\$13,326
N8669P	69"	26"	25.75"	5	68" x 25"	1/4	42.0	120/240	10000	N/A	266	85	\$14,378
N8681P	81.75"	26"	25.75"	6	80.75" x 25"	1/3	42.0	120/240	10000	N/A	301	85	\$16,032
SINGLE TANK HOT FOOD WELLS <small>6" pan depth Pilot light included</small>													
N8831	31.75"	26"	11"	2	30.75" x 25"	N/A	17.0	120	2000	N/A	100	92.5	\$3,206
N8845	45.63"	26"	11"	3	44.63" x 25"	N/A	15/16	208-230	3000/3600	N/A	136	92.5	\$3,761
N8859	59.5"	26"	11"	4	58.5" x 25"	N/A	20/22	208-230	4000/4800	N/A	158	92.5	\$4,261
N8873	73.38"	26"	11"	5	72.38" x 25"	N/A	24/27	208-230	5000/6000	N/A	195	92.5	\$4,912
N8887	87.25"	26"	11"	6	86.25" x 25"	N/A	29/32	208-230	6000/7200	N/A	224	92.5	\$5,506

Drop-in accessories and modifications can be found on page 84.

DROP-INS/BUILT-INS

# N8700 SERIES - HEATED FOOD WELLS N8700N SERIES - INDIVIDUALLY HEATED NARROW FOOD WELLS



N8787-D

## Product Information

### N8700ND SERIES ONLY

- Top is constructed of 18-gauge stainless steel
- Flush mounted die stamped drawn 12" x 20" individual 20-gauge wells
- Wells to be depressed slightly into the top to hold in condensation
- Standard 1/2" stainless steel drain(s)
- Non-marring press fit top gasket is supplied standard
- Must be hard wired in the field
- Wet and dry operation
- 11.87" x 19.87" single hot food wells are manifolded together standard to one main gate valve
- Unit shall be insulated on all sides with 1" of fiberglass and bottom to have 2" of fiberfrax blanket insulation
- Individual infinite temperature controls standard wired to one main control panel with 4' of conduit and wire. Field install control panel at location
- Galvanized exterior body

### N8700N SERIES ONLY

- Top is constructed of 18-gauge stainless steel
- Flush mounted die stamped drawn 12" x 20" individual 20-gauge wells
- Wells to be depressed slightly into the top to hold in condensation
- Standard 1/2" stainless steel drain(s)
- Non-marring press fit top gasket is supplied

- standard
- Must be hard wired in the field
- Wet and dry operation
- 11.87" x 19.87" single hot food wells are manifolded together standard to one main gate valve
- Unit shall be insulated on all sides with 1" of fiberglass and bottom to have 2" of fiberfrax blanket insulation
- Individual infinite temperature controls standard wired to one main control panel with 4' of conduit and wire. Field install control panel at location
- Galvanized exterior body

### ALL UNITS

- One year parts and labor standard warranty. Additional warranties available

## Specifications and Prices

MODEL NUMBER	OVERALL			12 x 20 PANS HELD	CUTOUT SIZE	H.P.	AMP	VOLTS	WATTS	NEMA PLUG	SHIP WEIGHT	FREIGHT CLASS	LIST PRICE
	L	D	H										
<b>INDIVIDUALLY HEATED FOOD WELLS</b> (with drains and manifold 6" pan depth) <i>Pilot lights included 208-230 volt system</i>													
<b>N8717-D</b>	17.88"	26"	9.5"	1	16.88" x 25"	—	8.3	120	1000	N/A	41	85	<b>\$2,359</b>
<b>N8731-D</b>	31.75"	26"	9.5"	2	30.75" x 25"	—	16.6	120	2000	N/A	99	85	<b>\$3,710</b>
<b>N8745-D</b>	45.63"	26"	9.5"	3	44.62" x 25"	—	15.0/16.0	208/230	3000/4000	N/A	134	85	<b>\$5,106</b>
<b>N8759-D</b>	59.5"	26"	9.5"	4	58.5" x 25"	—	20.0/22.0	208/230	4000/4800	N/A	166	85	<b>\$6,640</b>
<b>N8773-D</b>	73.38"	26"	9.5"	5	72.37" x 25"	—	24.0/27.0	208/230	5000/6000	N/A	186	85	<b>\$8,412</b>
<b>N8787-D</b>	87.25"	26"	9.5"	6	86.25" x 25"	—	29.0/32.0	208/230	6000/7200	N/A	236	85	<b>\$10,030</b>
<b>INDIVIDUALLY HEATED NARROW FOOD WELLS WITH DRAINS</b>													
<b>N8746ND</b>	45.61"	15.87"	9.5"	2	44.62" x 15"	N/A	17.0	120	2000	N/A	100	85	<b>\$3,710</b>
<b>N8768ND</b>	67.48"	15.87"	9.5"	3	66.50" x 15"	N/A	15/16	208-230	3000/3600	N/A	130	85	<b>\$5,257</b>
<b>INDIVIDUALLY HEATED NARROW FOOD WELLS WITHOUT DRAINS</b>													
<b>N8768N</b>	67.48"	15.87"	9.5"	3	66.50" x 15"	N/A	15/16	208-230	3000/3600	N/A	130	85	<b>\$4,861</b>

N8700D - 14" overall height including drain connection.

Drop-in accessories and modifications can be found on page 84.

# N8700-DESP SERIES -LOW WATT HOT FOOD WELLS

## Product Information

- Energy Savings Power Hot Food Well
- Top is constructed of 18-gauge stainless steel
- Flush mounted die stamped drawn 12" x 20" individual 20-gauge wells
- Wells depressed slightly into the top to hold in condensation
- Standard 1/2" stainless steel drain(s)
- Non-marring press fit top gasket
- Must be hard wired in the field
- Wet and dry operation
- 11.87" x 19.87" single hot food wells are manifolded together standard to one main gate valve
- Unit shall be insulated on the bottom and all sides with 1" of fiberglass
- Individual digital temperature controls standard wired to one main control panel with 4' of conduit and wire. Field install control panel at location
- Galvanized exterior body
- One year parts and labor warranty



N8759-DESP

## Specifications and Prices

MODEL NUMBER	OVERALL			12 x 20 PANS HELD	CUTOOUT SIZE	AMP	VOLTS	WATTS	NEMA PLUG	SHIP WEIGHT	FREIGHT CLASS	LIST PRICE
	L	D	H									
<b>INDIVIDUALLY HEATED FOOD WELLS</b> (with drains and manifold 6" pan depth)												
<i>Pilot lights included 208-230 volt system</i>												
<b>N8717-DESP</b>	17.89"	26"	9.5"	1	16.87" x 25"	2.4/2.7	208/230	500	N/A	41	85	<b>\$2,864</b>
<b>N8731-DESP</b>	31.76"	26"	9.5"	2	30.75" x 25"	4.8/5.4	208/230	1000	N/A	99	85	<b>\$4,549</b>
<b>N8745-DESP</b>	45.63"	26"	9.5"	3	44.62" x 25"	7.2/8.1	208/230	1500	N/A	134	85	<b>\$6,382</b>
<b>N8759-DESP</b>	59.5"	26"	9.5"	4	58.5" x 25"	9.6/10.8	208/230	2000	N/A	166	85	<b>\$8,551</b>
<b>N8773-DESP</b>	73.37"	26"	9.5"	5	72.37" x 25"	12.0/13.5	208/230	2500	N/A	186	85	<b>\$10,516</b>
<b>N8787-DESP</b>	87.24"	26"	9.5"	6	86.25" x 25"	14.4/16.2	208/230	3000	N/A	236	85	<b>\$12,175</b>

Drop-in accessories and modifications can be found on page 84.



# N8000-R: DROP-IN RADIAL ICE COOLED COLD PAN

# N8100-BRP: DROP-IN RADIAL MECHANICALLY COOLED COLD PAN

# N8700-R: DROP-IN RADIAL HEATED ELECTRIC FOOD WELLS



N8094-R



N8194-BRP



N8794-R

## Product Information

### N8000-R UNITS ONLY

- NSF certified
- A stainless steel holding clip adjusts for pans
- Push-in perimeter gasket
- 1" drain standard
- High density foamed in place environmentally friendly, Kyoto Protocol Compliant, Non ODP (Ozone Depletion Potential), Non GWP (Global Warming Potential) polyurethane Keeps energy costs low
- Removable perforated, false bottom
- One year parts and labor standard warranty

### N8100-BRP UNITS ONLY

- NSF-7 certified performance
- A stainless steel holding clip adjusts for pans
- High density foamed in place environmentally friendly, Kyoto Protocol Compliant, Non ODP (Ozone Depletion Potential), Non GWP (Global Warming Potential) polyurethane Keeps energy costs low
- Push-in perimeter gasket
- Stainless steel louver provided
- Environmentally friendly R290 refrigerant
- 1" drain standard

- Thermostat for temperature control
  - One year parts and labor standard warranty
- ### N8700-R UNITS ONLY
- Top is constructed of 18-gauge stainless steel
  - Flush mounted die stamped drawn 12"x20" individual 20-gauge wells
  - Wells depressed slightly into the top to hold condensation
  - Standard 1/2" stainless steel drain(s)
  - Non-marring press fit top gasket
  - Must be hard wired in the field
  - Wet and dry operation
  - 11.87"x19.87" single hot food wells are manifolded together standard to one main gate valve
  - Unit shall be insulated on all sides with 1" of fiberglass and bottom to have 2" of fiberfrax blanket insulation
  - Individual infinite temperature controls standard wired to one main control panel with 4' of conduit and wire. Field install control panel at location
  - Galvanized exterior body
  - One year parts and labor standard warranty

## Specifications and Prices

MODEL NUMBER	OVERALL			12"x20" PAN CAP.	SHIP WEIGHT	FREIGHT CLASS	LIST PRICE
	L	D	H				
<b>Ice cooled curved drop-in</b>							
N8044-R	40.48"	26.05"	10.77"	2	100 lbs.	85	<b>\$2,342</b>
N8059-R	57.22"	26.05"	10.77"	3	118 lbs.	85	<b>\$2,692</b>
N8076-R	73.68"	26.05"	10.77"	4	145 lbs.	85	<b>\$3,144</b>
N8094-R	89.89"	26.05"	10.77"	5	164 lbs.	85	<b>\$3,514</b>

MODEL NUMBER	OVERALL			12"x20" PAN CAP.	H.P.	AMP	BTU LOAD	VOLTS/HERTZ/PHASE	NEMA PLUG	SHIP WEIGHT	FREIGHT CLASS	LIST PRICE
	L	D	H									
<b>Mechanically cooled curved drop-in</b>												
N8144-BRP	40.48"	26.05"	10.77"	2	1/5	2.4	379	115/60/1	5-15P	161 lbs.	85	<b>\$6,252</b>
N8159-BRP	57.22"	26.05"	10.77"	3	1/4	3.7	569	115/60/1	5-15P	184 lbs.	85	<b>\$7,425</b>
N8176-BRP	73.68"	26.05"	10.77"	4	1/4	3.7	758	115/60/1	5-15P	233 lbs.	85	<b>\$7,672</b>
N8194-BRP	89.89"	26.05"	10.77"	5	1/4	3.7	948	115/60/1	5-15P	243 lbs.	85	<b>\$8,848</b>

MODEL NUMBER	OVERALL			12"x20" PAN CAP.	AMP	WATTS	VOLTS/HERTZ/PHASE	SHIP WEIGHT	FREIGHT CLASS	LIST PRICE
	L	D	H							
<b>Heated curved drop ins</b>										
N8744-R	40.48"	26.05"	9.08"	2	16.6	2000	120/60/1	99 lbs.	85	<b>\$3,888</b>
N8759-R	57.22"	26.05"	9.08"	3	15.0/16.0	3000/4000	208-230/60/1	134 lbs.	85	<b>\$5,506</b>
N8776-R	73.68"	26.05"	9.08"	4	20.0/22.0	4000/4800	208-230/60/1	166 lbs.	85	<b>\$7,375</b>
N8794-R	89.80"	26.05"	9.08"	5	24.0/27.0	5000/6000	208-230/60/1	186 lbs.	85	<b>\$9,346</b>

Drop-in accessories and modifications can be found on page 84.



## Product Information

### DIS SERIES ONLY

- Top flange and bottom brace to be 18-gauge stainless steel
- Vertical side channels to be 22-gauge stainless steel
- Flange, channels and bottom to be integrally welded
- Spring supports to be 14-gauge stainless steel
- Carrier head made of welded rods with a removable 18-gauge top plate
- Self-leveling mechanism, field adjustable by adding or removing springs
- High impact plastic guide posts mounted to flange
- One year parts and labor standard warranty. Additional warranties available

- Convection heating module and fan motor
- Air intake shall be filtered
- On/off switch and adjustable thermostat
- Outer 22-gauge stainless steel jacket
- QT- Shall have a stainless steel cover
- ET- Maintains temperatures between 120-140°F (49-60°C)
- QT- Maintains temperatures between 150-170°F (66-77°C)
- One year parts and labor standard warranty. Additional warranties available



DIS-1013ET  
with optional adjustment rods

### DIS-ET/QT SERIES ONLY

- 4' cord and plug

## Specifications

MODEL NUMBER	FLANGE DIAMETER	HEIGHT	CUTOUT DIAMETER	DISH DIAMETER*	AMPS	VOLTS	NEMA PLUG	WATT	SHIP WEIGHT	FREIGHT CLASS	CALL FOR PRICE
<b>DROP-IN DISH DISPENSERS</b>											
<b>Unheated</b>											
DIS-500	8.37"	27.38"	7.75"	3"-5"	N/A	N/A	N/A	N/A	7	100	
DIS-575	9.12"	27.38"	8.5"	5"-5.75"	N/A	N/A	N/A	N/A	8	100	
DIS-650	9.87"	27.38"	9.25"	5.75"-6.5"	N/A	N/A	N/A	N/A	9	100	
DIS-725	10.62"	27.38"	10"	6.5"-7.25"	N/A	N/A	N/A	N/A	10	100	
DIS-813	11.5"	27.38"	10.87"	7.25"-8.12"	N/A	N/A	N/A	N/A	11	100	
DIS-913	12.5"	27.38"	11.87"	8.13"-9.12"	N/A	N/A	N/A	N/A	12	100	
DIS-1013	13.5"	27.38"	12.87"	9.13"-10.12"	N/A	N/A	N/A	N/A	13	100	
DIS-1200	15.38"	27.38"	14.75"	10.13"-12"	N/A	N/A	N/A	N/A	15	100	
DIS-1450	17.88"	27.38"	17.25"	12"-14.5"	N/A	N/A	N/A	N/A	17	100	
<b>Even Temp heated dispensers</b>											
DIS-500-ET	8.37"	27.38"	7.75"	3"-5"	5.5	120	5-15P	400	17	125	
DIS-575-ET	9.12"	27.38"	8.5"	5"-5.75"	5.5	120	5-15P	400	17	125	
DIS-650-ET	9.87"	27.38"	9.25"	5.75"-6.5"	5.5	120	5-15P	400	19	125	
DIS-725-ET	10.62"	27.38"	10"	6.5"-7.25"	5.5	120	5-15P	400	21	125	
DIS-813-ET	11.5"	27.38"	10.87"	7.25"-8.12"	5.5	120	5-15P	700	24	125	
DIS-913-ET	12.5"	27.38"	11.87"	8.12"-9.12"	5.5	120	5-15P	700	25	125	
DIS-1013-ET	13.5"	27.38"	12.87"	9.12"-10.12"	5.5	120	5-15P	700	27	125	
DIS-1200-ET	15.37"	27.38"	14.75"	10.12"-12"	5.5	120	5-15P	700	32	125	
DIS-1450-ET	17.87"	27.38"	17.25"	12"-14.5"	5.5	120	5-15P	700	37	125	
<b>Quick Temp heated dispensers</b>											
DIS-813-QT	11.5"	27.38"	10.87"	7.25"-8.12"	5.5	120	5-15P	700	30	125	
DIS-913-QT	12.5"	27.38"	11.87"	8.12"-9.12"	5.5	120	5-15P	700	32	125	
DIS-1013-QT	13.5"	27.38"	12.87"	9.12"-10.12"	5.5	120	5-15P	700	34	125	
DIS-1200-QT	15.37"	27.38"	14.75"	10.12"-12"	5.5	120	5-15P	700	37	125	
DIS-1450-QT	17.87"	27.38"	17.25"	12"-14.5"	5.5	120	5-15P	700	41	125	

Drop-in accessories and modifications can be found on page 84.

*\*Non-marring rods for oval dishes and diameter adjustment available as an option.*

Note: Non-Marring Rods reduces allowable dish diameter by 1.25". Non-Marring Rods factory recommended for DIS-1200 with plate diameter of 10.13" - 10.75" and DIS-1450 with plate diameter of 12" - 13.25". Please consult with factory to confirm operational fit.



DIS-650

# CD SERIES - CUP DISPENSERS ND SERIES - NAPKIN DISPENSERS



CD

## Product Information

### CD SERIES ONLY

- Dispenser tube with support flange
- Elevating mechanism consists of stainless steel spring and three equally spaced stainless steel friction strips fastened to a stainless steel collar
- Two compression springs are provided; one for paper cups, and one for foam cups
- Dispenser capacities will vary depending on the style of cup

### ND SERIES ONLY

- Top flange to be 18-gauge stainless steel
- Dispenser bottom to be 22-gauge stainless steel
- Dispenser body shall have four 22-gauge vertical angle guides integrally welded to the top flange and bottom
- Carrier head to be 22-gauge stainless steel
- Two extension springs support the carrier head
- Napkin cover to be 20-gauge stainless steel and

- snaps onto flange
- All models hold up to 500 paper napkins at an 18.00" stack height, capacity will vary
- Special heights available

### ALL UNITS

- One year parts and labor standard warranty. Additional warranties available

## Specifications

MODEL NUMBER	FLANGE DIAMETER	HEIGHT	CUTOUT DIAMETER	DISH DIAMETER	SHIP WEIGHT	FREIGHT CLASS	CALL FOR PRICE
<b>DISPOSABLE CUP DISPENSERS</b>							
<b>CD</b>	7.38"	24.5"	5.12"	2.5"-4.63"	15lbs.	100	
<b>CD -SS</b>	7.38"	24.5"	5.12"	2.5"-4.63"	15lbs.	100	

MODEL NUMBER	L	OVERALL D	H	CUTOUT DIMENSION	NAPKIN DIMENSIONS	SHIP WEIGHT	FREIGHT CLASS	CALL FOR PRICE
<b>NAPKIN DISPENSERS</b>								
<b>ND-45</b>	7.62"	6"	24"	5.62"x 7"	4" x 5.37"	12	100	
<b>ND-47</b>	9.37"	6.25"	24"	5.87"x 8.75"	4.25" x 7.12"	12	100	
<b>ND-48</b>	10.25"	6.25"	24"	6.12"x 9.62"	4.5" x 8"	16	100	
<b>ND-57</b>	9.25"	7.12"	24"	6.75"x 8.62"	5.12" x 7"	16	100	
<b>ND-59</b>	11"	6.75"	24"	6.37"x 10.37"	4.75" x 8.75"	12	100	
<b>ND-67</b>	9.37"	8.17"	24"	8.5"x 8.75"	6.87" x 7.12"	12	100	

Drop-in accessories and modifications can be found on page 84.

# LT SERIES - DROP IN TRAY AND RACK DISPENSERS

## Product Information

### LT SERIES ONLY

- Top flange and bottom support to be 16-gauge stainless steel
- Dispenser body shall have four 14-gauge uprights, reinforced with 14-gauge stainless steel angles
- Top flange, uprights and bottom support to be integrally welded
- Dispenser platform carrier shall be 18-gauge stainless steel and removable for cleaning
- Self-leveling mechanisms shall be adjustable by adding and removing stainless steel extension springs located inside the elevator housing
- One year parts and labor standard warranty. Additional warranties available



LT-1418

## Specifications

MODEL NUMBER	L	OVERALL D	H	CUTOUT DIMENSION	MAXIMUM TRAY SIZE	AMP	SHIP WEIGHT	FREIGHT CLASS	CALL FOR PRICE
<b>DROP-IN TRAY AND RACK DISPENSERS</b>									
<b>LT-1014</b>	15.75"	22.12"	27.5"	11.75" x 21"	10" x 15"	N/A	43	100	
<b>LT-1216</b>	21.75"	19.12"	27.5"	17.75" x 18"	12" x 16"	N/A	43	100	
<b>LT-1221</b>	26.75"	19.12"	27.5"	22.75" x 18"	12" x 21"	N/A	45	100	
<b>LT-1418</b>	23.75"	21.12"	27.5"	19.75" x 20"	14" x 18"	N/A	43	100	
<b>LT-1422</b>	27.75"	21.12"	27.5"	23.75" x 20"	14" x 22"	N/A	45	100	
<b>LT-1622</b>	27.75"	23.12"	27.5"	23.75" x 22"	16" x 22"	N/A	45	100	
<b>LT-1826</b>	31.75"	25.12"	27.5"	27.75" x 24"	18" x 26"	N/A	48	100	
<b>LT-2020</b>	26.75"	27.12"	27.5"	22.75" x 26"	20" x 21"	N/A	45	100	
<b>TWO STACK, DROP-IN TRAY AND RACK DISPENSERS</b>									
<b>LT2-1014</b>	27.75"	22.13"	27.5"	23.75" x 21"	10" x 15"	N/A	48	100	
<b>LT2-1216</b>	23.12"	31.75"	27.5"	27.75" x 22"	12" x 16"	N/A	48	100	
<b>LT2-1221</b>	31.75"	28.13"	27.5"	27.75" x 27"	12" x 21"	N/A	48	100	

Drop-in accessories and modifications can be found on page 84.

DROP-INS/BUILT-INS

# DROP IN AND BUILT IN ACCESSORIES

## BUILT INS DIS SERIES

CALL FOR PRICE

DIS-SL - Shorten dispenser tubes to special length -----  
 Stainless steel outer jacket for dispenser tubes -----  
 (standard on DIS-ET & DIS-QT) -----  
 DIS-SSDT - 12" diameter stainless steel dish dispenser tray -----  
 (DIS 1200 or 1450 only) -----  
 DIS-NMR Non-marring rods for oval dishes and diameter adjustment -----  
 (-813 through -1450 only) installation reduces -----  
 dispenser diameter by 1.25" -----  
 DIS-DOME Stainless steel dome cover -----  
 (-813 through -1450 non-heated models; standard on -QT models; each) -----

## LT SERIES

Special heights -----  
 Shorten dispenser assembly to special length (LT units only) -----

## DROP INS 200/300

CALL FOR PRICE

Transparent lid per pan opening (ships loose) (Part# 3234189 -----  
 (N225P - 1 required) & (N227P - 2 required) -----  
 Bar lock for lid assembly (N225P-LK & N227P-LK) -----  
 Remote toggle switch assembly (ships loose) -----  
 (Part# AS000-473-003W) (for N225P & N227P) -----

## N8000, N8100BP, 8100-EFP, N8200P, N8600P, N8700, N8800 & N8000N

208-240 volt, 60HZ, 1 phase step-down transformer -----  
 (models w/compressors) - export orders only -----  
 230 volt, 50 HZ electrical system (models w/compressors) -----  
 230 volt, 50 HZ or 208-240 volt, 60 HZ electrical system -----  
 (N8717-D, N8746ND, N8746N, N8731-D & N8831 only) -----  
 14-6, 14-8 or 14-10 adapter plates -----  
 AS000-B2G-004I - Telescoping cover - Per individual 12 x 20 well -----  
 (8100-EFP & N8700-D Series only) -----  
 Additional 2" x 20.88" adapter bars (AS265-AXE-0000) -----  
 Additional .88" x 20.75" adapter bars (AS243-ALS-003E) -----  
 Additional .88" x 12.75" adapter bars (AS243-ALS-0032) -----  
 AS372-102-0056 - Perforated false bottom, Single 12X20 well (liquitex & hot food well) -----  
 AS372-102-0035 - Perforated false bottom (N8118BP) -----  
 AS372-102-0030 - Perforated false bottom (N8130BP) -----  
 AS372-102-0031 - Perforated false bottom (N8143BP) -----  
 Quantity 2 (AS372-102-0030) - Perforated false bottom (N8156BP) -----  
 AS372-102-0030 & AS372-102-0031 - Perforated false bottom (N8169BP) -----  
 Quantity 2 (AS372-102-0031) - Perforated false bottom (N8181BP) -----  
 Quantity 2 (AS372-102-0035) - Perforated false bottom (N8146NB) -----  
 Quantity 2 (AS372-102-0041) - Perforated false bottom (N8168NB) -----  
 AS372-102-005C - Perforated false bottom (N8630P) -----  
 AS372-102-005D - Perforated false bottom (N8643P) -----  
 AS000-BMU-0030 - Perforated false bottom (N8656P) -----  
 AS000-BMU-0031 - Perforated false bottom (N8669P) -----  
 AS000-BMU-0032 - Perforated false bottom (N8681P) -----  
 Fan assist package (cold units) -----  
 Relocate compressor (N8100B series) -----  
 Remote N8100BP, 8100-EFP, N8200P, N8200GP series -----  
 (specify refrigerant)\*Excludes N8100-FA Series ----- (CREDIT)  
 Three-phase electrical system (N8600P & N8700 Series only) -----  
 Remote toggle switch assembly (shipped loose) -----  
 for N8100B, N8200, N8200G (AS000-473-003W) -----  
 Omit drains N8700-D & N8700-DESP models ----- (CREDIT)  
 Autofill kit (ship loose) for N8600P and N8800 (000-504-0030) -----  
 Autofill kit (ship loose) for N8700 (000-504-0031) -----  
 1007 - Flat kinked flange in lieu of standard flange ----- per linear inch  
 Ball valve assembly (shipped loose) for 8100-FA, N8100BP, N8000, N8000NP & N8100NP -----  
 (AS000-BMU-0033) -----  
 Gate valve assembly (shipped loose) for N8600P & N8800 (AS3547487) -----  
 Ball Valve Assembly (shipped loose) for N8600P & N8800 (AS000-BMU-0034) -----

---

# Vegetable Spin Drier

**SALD**

Lettuce and Vegetable Spin Drier



# SALD-1 - LETTUCE AND VEGETABLE SPIN DRIER



SALD-1

## Product Information

- Body is 18-gauge stainless steel
- Legs are 1" diameter 16-gauge stainless steel tubing
- (3) 4.00" diameter polyurethane locking stem casters
- Outer lid is 18-gauge stainless steel
- Inner liner is perforated durable polyethylene plastic
- Water-tight motor and controls are mounted on the bottom of the unit
- 6' cord and plug supplied
- Unit standard with 1" OD drain and 6ft hose with hose clamp for draining
- Adjustable ON/OFF timer for drying times up to 5 minutes
- Lid and cover storing hooks come standard
- SALD-1 can not be shipped via UPS
- One year parts and labor standard warranty. Additional warranties available

## Specifications

MODEL NUMBER	L	D	H	INNER LINER CAPACITY	INNER DIAMETER	LINER DEPTH	AMPS	H.P.	VOLTS/Hz	NEMA PLUG	SHIP WEIGHT	FREIGHT CLASS	CALL FOR PRICE
SALAD ACE LETTUCE AND VEGETABLE SPIN DRIER													
SALD-1	27"	27"	32.5"	20 gal.	15.62"	16.87"	2.7	1/6	115v/60Hz	5-15P	70	85	

## Options & Accessories

Extra polyurethane liner and inner lid (part# AS6230116) ship loose -----

## Call for Price

Specifications and prices subject to change without notice.

## **CAB2**

Mobile Enclosed Two Stack Dish Dispensers

## **CAB3**

Mobile Enclosed Three Stack Dish Dispensers

## **CAB4**

Mobile Enclosed Four Stack Dish Dispensers

## **CT**

Mobile Cantilever Tray and Rack Dispensers

## **T/T2**

Mobile Enclosed Tray and Rack Dispensers

## **TT/TT2**

Mobile Open Frame Tray and Rack Dispensers

## **UTS/UTSP**

Utility Carts



# CAB2 - MOBILE ENCLOSED TWO STACK DISH DISPENSERS



CAB2

## Product Information

### Cabinet

- Cabinet top to be 16-gauge stainless steel, welded, polished and reinforced
- Outer body and corners to be 20-gauge stainless steel
- Non-marring gray corner bumpers
- (4) 4.00" diameter polyolefin swivel casters (all locking)

### Dispensers

- Top flange and bottom brace to be 18-gauge stainless steel
- Vertical side channels 22-gauge stainless steel
- Flange, channels and bottom to be integrally welded
- Spring supports to be 14-gauge stainless steel
- Carrier head made of welded rods with a removable 18-gauge top plate
- Self-leveling mechanism, field adjustable by adding or removing springs
- High impact plastic guide posts mounted to flange

### ET/QT

- 9' cord and plug supplied
- Convection heating module and fan motor per dispenser
- Outer 22-gauge stainless steel jacket around dispenser
- Air intake shall be filtered
- On/off switch on each dispenser
- Each dispenser to have an adjustable thermostat
- QT- each dispenser shall have a stainless steel cover
- ET- Maintains temperatures between 120-140°F (49-60°C)
- QT- Maintains temperatures between 150-170°F (66-77°C)
- One year parts and labor standard warranty. Additional warranties available

## Laminate & Fiberglass Pricing Chart

Must specify color selection on order.

Model	Laminate Price	Fiberglass Panel Price
CAB2-500		
CAB2-575		
CAB2-650		
CAB2-725		
CAB2-813		
CAB2-913		
CAB2-1013		
CAB2-1200		
CAB2-1450		

Call for Price

For a complete list of fiberglass colors, contact Delfield or visit the website at [www.delfield.com](http://www.delfield.com).

## Specifications

MODEL NUMBER	L	D	H	DISH DIAMETER *	AMPS	WATTS	VOLTS	NEMA PLUG	SHIP WEIGHT	FREIGHT CLASS	CALL FOR PRICE
<b>MOBILE ENCLOSED TWO-STACK DISH DISPENSERS</b>											
<b>With unheated dispensers</b>											
CAB2-500	28.25"	17"	36"	3"-5"	N/A	N/A	N/A	N/A	125	100	
CAB2-575	28.25"	17"	36"	5"-5.75"	N/A	N/A	N/A	N/A	125	100	
CAB2-650	28.25"	17"	36"	5.75"-6.5"	N/A	N/A	N/A	N/A	127	100	
CAB2-725	28.25"	17"	36"	6.5"-7.25"	N/A	N/A	N/A	N/A	130	100	
CAB2-813	28.25"	17"	36"	7.25"-8.12"	N/A	N/A	N/A	N/A	132	100	
CAB2-913	28.25"	17"	36"	8.12"-9.12"	N/A	N/A	N/A	N/A	135	100	
CAB2-1013	28.25"	17"	36"	9.12"-10.12"	N/A	N/A	N/A	N/A	142	100	
CAB2-1200	37"	19"	36"	10.12"-12"	N/A	N/A	N/A	N/A	160	100	
CAB2-1450	42"	21.5"	36"	12"-14.5"	N/A	N/A	N/A	N/A	176	100	
<b>With Even Temp heated dispensers</b>											
CAB2-500ET	28.25"	17"	36"	3"-5"	11.0	800	120	5-20P	144	125	
CAB2-575ET	28.25"	17"	36"	5"-5.75"	11.0	800	120	5-20P	146	125	
CAB2-650ET	28.25"	17"	36"	5.75"-6.5"	11.0	800	120	5-20P	148	125	
CAB2-725ET	28.25"	17"	36"	6.5"-7.25"	11.0	800	120	5-20P	152	125	
CAB2-813ET	32.25"	17"	36"	7.25"-8.12"	11.0	1400	120	5-20P	160	125	
CAB2-913ET	32.25"	17"	36"	8.12"-9.12"	11.0	1400	120	5-20P	168	125	
CAB2-1013ET	32.25"	17"	36"	9.12"-10.12"	11.0	1400	120	5-20P	171	125	
CAB2-1200ET	37"	19"	36"	10.12"-12"	11.0	1400	120	5-20P	192	125	
CAB2-1450ET	42"	21.5"	36"	12"-14.5"	11.0	1400	120	5-20P	201	125	
<b>With Quick Temp heated dispensers</b>											
CAB2-813QT	32.25"	17"	36"	7.25"-8.12"	11.0	1400	120	5-20P	161	125	
CAB2-913QT	32.25"	17"	36"	8.12"-9.12"	11.0	1400	120	5-20P	166	125	
CAB2-1013QT	32.25"	17"	36"	9.12"-10.12"	11.0	1400	120	5-20P	169	125	
CAB2-1200QT	37"	19"	36"	10.12"-12"	11.0	1400	120	5-20P	186	125	
CAB2-1450QT	42"	21.5"	36"	12"-14.5"	11.0	1400	120	5-20P	201	125	

Mobile Dispensing Equipment accessories and modifications can be found on page 94.

Note: Non-Marring Rods reduces allowable dish diameter by 1.25". Non-Marring Rods factory recommended for DIS-1200 with plate diameter of 10.13" - 10.75" and DIS-1450 with plate diameter of 12" - 13.25". Please consult with factory to confirm operational fit.

Specifications and prices subject to change without notice.

**GARLAND**  
CANADA



# CAB3 - MOBILE ENCLOSED THREE STACK DISH DISPENSERS

## Product Information

### Cabinet

- Cabinet top to be 16-gauge stainless steel, welded, polished and reinforced
- Outer body and corners to be 20-gauge stainless steel
- Non-marring gray corner bumpers
- (4) 4.00" diameter polyolefin swivel casters (all locking)

### Dispensers

- Top flange and bottom brace to be 18-gauge stainless steel
- Vertical side channels 22-gauge stainless steel
- Flange, channels and bottom to be integrally welded
- Spring supports to be 14-gauge stainless steel
- Carrier head made of welded rods with a removable 18-gauge top plate
- Self-leveling mechanism, field adjustable by adding or removing springs
- High impact plastic guide posts mounted to flange

### ET/QT

- 9' cord and plug supplied
- Convection heating module and fan motor per dispenser
- Outer 22-gauge stainless steel jacket around dispenser
- Air intake shall be filtered
- On/off switch on each dispenser
- Each dispenser to have an adjustable thermostat
- QT- each dispenser shall have a stainless steel cover
- ET- Maintains temperatures between 120-140°F (49-60°C)
- QT- Maintains temperatures between 150-170°F (66-77°C)
- One year parts and labor standard warranty. Additional warranties available



CAB3-575  
With optional wrap-around bumpers

## Specifications

MODEL NUMBER	L	D	H	DISH DIAMETER *	AMPS	WATTS	VOLTS	NEMA PLUG	SHIP WEIGHT	FREIGHT CLASS	CALL FOR PRICE
<b>MOBILE ENCLOSED THREE-STACK DISH DISPENSERS</b>											
<b>With unheated dispensers</b>											
CAB3-500	41.25"	17"	36"	3"-5"	N/A	N/A	N/A	N/A	173	100	
CAB3-575	41.25"	17"	36"	5"-5.75"	N/A	N/A	N/A	N/A	176	100	
CAB3-650	41.25"	17"	36"	5.75"-6.5"	N/A	N/A	N/A	N/A	177	100	
CAB3-725	41.25"	17"	36"	6.5"-7.25"	N/A	N/A	N/A	N/A	179	100	
CAB3-813	47.25"	17"	36"	7.25"-8.12"	N/A	N/A	N/A	N/A	190	100	
CAB3-913	47.25"	17"	36"	8.12"-9.12"	N/A	N/A	N/A	N/A	193	100	
CAB3-1013	47.25"	17"	36"	9.12"-10.12"	N/A	N/A	N/A	N/A	196	100	
CAB3-1200	53.25"	19"	36"	10.12"-12"	N/A	N/A	N/A	N/A	212	100	
CAB3-1450	62"	21.5"	36"	12"-14.5"	N/A	N/A	N/A	N/A	229	100	
<b>With Even Temp heated dispensers</b>											
CAB3-500ET	41.25"	17"	36"	3"-5"	10.6	1200	208	6-20P	207	125	
CAB3-575ET	41.25"	17"	36"	5"-5.75"	10.6	1200	208	6-20P	210	125	
CAB3-650ET	41.25"	17"	36"	5.75"-6.5"	10.6	1200	208	6-20P	213	125	
CAB3-725ET	41.25"	17"	36"	6.5"-7.25"	10.6	1200	208	6-20P	219	125	
CAB3-813ET	47.25"	17"	36"	7.25"-8.12"	10.6	2100	208	6-20P	233	125	
CAB3-913ET	47.25"	17"	36"	8.12"-9.12"	10.6	2100	208	6-20P	239	125	
CAB3-1013ET	47.25"	17"	36"	9.12"-10.12"	10.6	2100	208	6-20P	245	125	
CAB3-1200ET	53.25"	19"	36"	10.12"-12"	10.6	2100	208	6-20P	262	125	
CAB3-1450ET	62"	21.5"	36"	12"-14.5"	10.6	2100	208	6-20P	277	125	
<b>With Quick Temp heated dispensers</b>											
CAB3-813QT	47.25"	17"	36"	7.25"-8.12"	10.6	2100	208	6-20P	243	125	
CAB3-913QT	47.25"	17"	36"	8.12"-9.12"	10.6	2100	208	6-20P	249	125	
CAB3-1013QT	47.25"	17"	36"	9.12"-10.12"	10.6	2100	208	6-20P	255	125	
CAB3-1200QT	53.25"	19"	36"	10.12"-12"	10.6	2100	208	6-20P	272	125	
CAB3-1450QT	62"	21.5"	36"	12"-14.5"	10.6	2100	208	6-20P	287	125	

Mobile Dispensing Equipment accessories and modifications can be found on page 94.

Note: Non-Marring Rods reduces allowable dish diameter by 1.25". Non-Marring Rods factory recommended for DIS-1200 with plate diameter of 10.13" - 10.75" and DIS-1450 with plate diameter of 12" - 13.25". Please consult with factory to confirm operational fit.

Laminate & Fiberglass  
Pricing Chart  
**Must specify color selection  
on order.**

Model	Laminate Price	Fiberglass Panel Price
CAB3-500		
CAB3-575		
CAB3-650		
CAB3-725		
CAB3-813		
CAB3-913		
CAB3-1013		
CAB3-1200		
CAB3-1450		

Call for Price

For a complete list of fiberglass colors, contact Delfield or visit the website at [www.delfield.com](http://www.delfield.com).

# CAB4 - MOBILE ENCLOSED FOUR STACK DISH DISPENSERS



CAB4-813

Laminate & Fiberglass  
Pricing Chart  
Must specify color selection  
on order.

Model	Laminate Price	Fiberglass Panel Price
CAB4-500		
CAB4-575		
CAB4-650		
CAB4-725		
CAB4-813		
CAB4-913		
CAB4-1013		
CAB4-1200		
CAB4-1450		

Call for Price

For a complete list of fiberglass  
colors, contact Delfield or visit the  
website at [www.delfield.com](http://www.delfield.com).

## Product Information

### Cabinet

- Cabinet top to be 16-gauge stainless steel, welded, polished and reinforced
- Outer body and corners to be 20-gauge stainless steel
- Non-marring gray corner bumpers
- (4) 4.00" diameter polyolefin swivel casters (all locking)

### Dispensers

- Top flange and bottom brace to be 18-gauge stainless steel
- Vertical side channels 22-gauge stainless steel
- Flange, channels and bottom to be integrally welded
- Spring supports to be 14-gauge stainless steel
- Carrier head made of welded rods with a removable 18-gauge top plate
- Self-leveling mechanism, field adjustable by adding or removing springs
- High impact plastic guide posts mounted to flange

### ET/QT

- 9' cord and plug supplied
- Convection heating module and fan motor per dispenser
- Outer 22-gauge stainless steel jacket around dispenser
- Air intake shall be filtered
- On/off switch on each dispenser
- Each dispenser to have an adjustable thermostat
- QT- Each dispenser shall have a stainless steel cover
- ET- Maintains temperatures between 120-140°F (49-60°C)
- QT- Maintains temperatures between 150-170°F (66-77°C)
- One year parts and labor standard warranty. Additional warranties available

## Specifications

MODEL NUMBER	L	D	H	DISH DIAMETER *	AMPS	WATTS	VOLTS	NEMA PLUG	SHIP WEIGHT	FREIGHT CLASS	CALL FOR PRICE
<b>MOBILE ENCLOSED FOUR-STACK DISH DISPENSERS</b>											
<b>With unheated dispensers</b>											
CAB4-500	27"	27"	36"	3"-5"	N/A	N/A	N/A	N/A	181	100	
CAB4-575	27"	27"	36"	5"-5.75"	N/A	N/A	N/A	N/A	185	100	
CAB4-650	27"	27"	36"	5.75"-6.5"	N/A	N/A	N/A	N/A	186	100	
CAB4-725	27"	27"	36"	6.5"-7.25"	N/A	N/A	N/A	N/A	189	100	
CAB4-813	32.25"	32.25"	36"	7.25"-8.12"	N/A	N/A	N/A	N/A	213	100	
CAB4-913	32.25"	32.25"	36"	8.12"-9.12"	N/A	N/A	N/A	N/A	217	100	
CAB4-1013	32.25"	32.25"	36"	9.12"-10.12"	N/A	N/A	N/A	N/A	221	100	
CAB4-1200	36"	36"	36"	10.12"-12"	N/A	N/A	N/A	N/A	240	100	
CAB4-1450	42"	42"	36"	12"-14.5"	N/A	N/A	N/A	N/A	263	100	
<b>With Even Temp heated dispensers</b>											
CAB4-500ET	27"	27"	36"	3"-5"	14.2	1600	208	6-20P	226	125	
CAB4-575ET	27"	27"	36"	5"-5.75"	14.2	1600	208	6-20P	230	125	
CAB4-650ET	27"	27"	36"	5.75"-6.5"	14.2	1600	208	6-20P	234	125	
CAB4-725ET	27"	27"	36"	6.5"-7.25"	14.2	1600	208	6-20P	242	125	
CAB4-813ET	32.25"	32.25"	36"	7.25"-8.12"	14.2	2800	208	6-20P	270	125	
CAB4-913ET	32.25"	32.25"	36"	8.12"-9.12"	14.2	2800	208	6-20P	278	125	
CAB4-1013ET	32.25"	32.25"	36"	9.12"-10.12"	14.2	2800	208	6-20P	286	125	
CAB4-1200ET	36"	36"	36"	10.12"-12"	14.2	2800	208	6-20P	313	125	
CAB4-1450ET	42"	42"	36"	12"-14.5"	14.2	2800	208	6-20P	337	125	
<b>With Quick Temp heated dispensers</b>											
CAB4-813QT	32.25"	32.25"	36"	7.25"-8.12"	14.2	2800	208	6-20P	290	125	
CAB4-913QT	32.25"	32.25"	36"	8.12"-9.12"	14.2	2800	208	6-20P	298	125	
CAB4-1013QT	32.25"	32.25"	36"	9.12"-10.1"	14.2	2800	208	6-20P	306	125	
CAB4-1200QT	36"	36"	36"	10.12"-12"	14.2	2800	208	6-20P	333	125	
CAB4-1450QT	42"	42"	36"	12"-14.5"	14.2	2800	208	6-20P	351	125	

Mobile Dispensing Equipment accessories and modifications can be found on page 94.

Note: Non-Marring Rods reduces allowable dish diameter by 1.25". Non-Marring Rods factory recommended for DIS-1200 with plate diameter of 10.13" - 10.75" and DIS-1450 with plate diameter of 12" - 13.25". Please consult with factory to confirm operational fit.

# CT - MOBILE CANTILEVER TRAY AND RACK DISPENSERS

## Product Information

- Elevating mechanism cabinet to be 14-gauge stainless steel
- Base to be 14-gauge stainless steel, reinforced with 14-gauge stainless steel support channels
- (4) 4.00" diameter polyolefin swivel casters (all locking)
- Non-marring gray corner bumpers
- Dispenser platform carrier to be 16-gauge stainless steel and mounted on two stainless steel cantilever arms
- Self-leveling mechanisms shall be adjustable by adding or removing stainless steel extension springs located behind removable panel
- One year parts and labor standard warranty. Additional warranties available



CT-1826

## Specifications

MODEL NUMBER	L	D	H	MAXIMUM TRAY SIZE	SHIP WEIGHT	FREIGHT CLASS	CALL FOR PRICE
<b>MOBILE CANTILEVER TRAY AND RACK DISPENSERS</b>							
<b>CT-1216</b>	13"	22"	37"	12" x 16"	106	100	
<b>CT-1221</b>	13"	27.88"	37"	12" x 21"	132	100	
<b>CT-1418</b>	15"	27.88"	37"	14" x 18"	145	100	
<b>CT-1422</b>	15"	27.88"	37"	14" x 22"	145	100	
<b>CT-1622</b>	17.25"	27.88"	37"	16" x 22"	159	100	
<b>CT-1826</b>	21"	31.75"	37"	18" x 26"	165	100	
<b>CT-2020</b>	21"	27.88"	37"	20" x 21"	168	100	

Mobile Dispensing Equipment accessories and modifications can be found on page 94.

# T AND T2 - MOBILE ENCLOSED TRAY AND RACK DISPENSERS



T-1418

interior view of  
T-1418

Laminate & Fiberglass  
Pricing Chart  
Must specify color selection  
on order.

Model	Laminate Price	Fiberglass Panel Price
T-1216		
T-1221		
T-1422		
T-1622		
T-1826		
all T2's		
all T-H's		

Call for Price

For a complete list of fiberglass  
colors, contact Delfield or visit the  
website at [www.delfield.com](http://www.delfield.com).

## Product Information

### T SERIES ONLY

- Cabinet top to be 16-gauge stainless steel, welded, polished and reinforced
- Cabinet sides to be 20-gauge stainless steel
- Cabinet bottom to be 14-gauge galvanized steel
- (4) 4.00" polyolefin swivel casters (all locking)
- Dispenser platform carrier shall be 18-gauge stainless steel and removable for cleaning
- Non-marking corner gray bumpers
- Self-leveling mechanisms shall be adjustable by adding and removing stainless steel extension springs located inside the elevator housing
- One year parts and labor standard warranty. Additional warranties available

### T/T2-H SERIES ONLY

- Heated dispenser has a stainless steel liner and 2.00" of fiberglass insulation
- On/off switch and 9' cord and plug standard
- Dispenser is heated with convection heated modules
- Air intake is standard with filter
- Adjustable thermostat
- Temperatures between 150-170° F. (66-77°C)
- One year parts and labor standard warranty. Additional warranties available

## Specifications

MODEL NUMBER	DIMENSIONS			MAXIMUM TRAY SIZE	AMP	VOLTS	NEMA PLUG	SHIP WEIGHT	FREIGHT CLASS	CALL FOR PRICE
	L	D	H							
MOBILE ENCLOSED TRAY AND RACK DISPENSERS										
T-1216	22.75"	20.12"	36"	12"x16"	NA	NA	NA	153	100	
T-1221	27.75"	20.12"	36"	12"x21"	NA	NA	NA	162	100	
T-1418	28.75"	22.12"	36"	14"x22"	NA	NA	NA	162	100	
T-1422	28.75"	22.12"	36"	14"x22"	NA	NA	NA	162	100	
T-1622	28.75"	24.12"	36"	16"x22"	NA	NA	NA	177	100	
T-1826	32.75"	26.12"	36"	18"x26"	NA	NA	NA	210	100	
TWO STACK, MOBILE ENCLOSED TRAY AND RACK DISPENSERS										
T2-1216	32.75"	24.12"	36"	12"x16"	NA	NA	NA	177	100	
T2-1221	32.75"	29.12"	36"	12"x21"	NA	NA	NA	185	100	
HEATED MOBILE ENCLOSED TRAY AND RACK DISPENSERS										
T-1221H	27.75"	20.12"	36"	12"x21"	6.34	120	5-15P	127	125	
T-1418H	24.75"	22.12"	36"	14"x18"	6.34	120	5-15P	155	125	
T-1422H	28.75"	22.12"	36"	14"x22"	6.34	120	5-20P	155	125	
T-1826H	32.75"	26.12"	36"	18"x26"	12.7	120	5-20P	195	125	
T-2020H	27.75"	28.12"	36"	20"x21"	12.7	120	5-20P	185	125	
TWO STACK, HEATED MOBILE ENCLOSED TRAY AND RACK DISPENSERS										
T2-1221H	32.75"	29.12"	36"	12"x21"	12.7	120	5-20P	185	125	

Mobile Dispensing Equipment accessories and modifications can be found on page 94.

# TT AND TT2 - MOBILE OPEN FRAME TRAY AND RACK DISPENSERS

## UTS, UTSP - UTILITY CARTS

### Product Information

- Tubing and base to be 16-gauge stainless steel
- Tubing and base to be integrally welded
- Base to be reinforced with 14-gauge stainless steel angles
- Non-marring gray corner bumpers
- (4) 4.00" diameter polyurethane swivel casters (all locking)
- Dispenser platform carrier shall be 18-gauge stainless steel
- Self-leveling mechanisms shall be adjustable by

adding and removing stainless steel extension springs located inside the elevator housing

- Each dispenser section holds 50-60 trays (varies per tray)
- One year parts and labor standard warranty. Additional warranties available



TT-1422

### Specifications

MODEL NUMBER	L	D	H	MAXIMUM TRAY SIZE	SHIP WEIGHT	FREIGHT CLASS	CALL FOR PRICE
<b>MOBILE OPEN FRAME TRAY AND RACK DISPENSERS</b>							
TT-1014	21.25"	15.25"	37.75"	11" x 15"	102	100	
TT-1216	18.25"	20.75"	37.75"	12" x 16"	102	100	
TT-1221	18.25"	25.75"	37.75"	12" x 21"	105	100	
TT-1418	20.25"	22.75"	37.75"	14" x 18"	102	100	
TT-1422	20.25"	26.75"	37.75"	14" x 22"	105	100	
TT-1622	22.25"	26.75"	37.75"	16" x 22"	106	100	
TT-2020	26.25"	25.75"	37.75"	20" x 21"	111	100	
<b>TWO STACK, MOBILE OPEN FRAME TRAY AND RACK DISPENSERS</b>							
TT2-1014	21.25"	26.75"	37.75"	11" x 15"	113	100	
TT2-1216	36.5"	20.75"	37.75"	12" x 16"	165	100	
TT2-1221	36.5"	25.75"	37.75"	12" x 21"	163	100	
TT2-1418	40.5"	22.75"	37.75"	14" x 18"	165	100	
TT2-1422	40.5"	26.75"	37.75"	14" x 22"	163	100	
TT2-1622	44.5"	26.75"	37.75"	16" x 22"	170	100	
TT2-1826	48.5"	30.75"	37.75"	18" x 26"	179	100	
TT2-2020	52.5"	25.75"	37.75"	20" x 21"	179	100	

Mobile Dispensing Equipment accessories and modifications can be found on page 94.

#### UTS SERIES ONLY

- Silverware bin to have (10) holes made of stainless steel
- Plastic silverware cylinders provided standard

#### UTSP SERIES ONLY

- Silverware bin to accommodate ¼ size pans (provided) made of stainless steel
- UTSP-1 holds (4) pans and UTSP-2 holds (8) pans

#### ALL UNITS

- Tray shelves to be one piece molded fiberglass
- Tray shelves to be 14-gauge stainless steel on SS models only

- Color selection required on non-SS models with fiberglass tray. Contact Delfield for a Shelleyglas color chart or visit [www.delfield.com](http://www.delfield.com)
- (4) 4.00" diameter polyolefin swivel casters (all locking)
- Non-marring vinyl sleeve bumper at each corner
- Vertical upper 1.00" diameter 16-gauge tubing frame and tubing bottom to be integrally welded
- One year parts and labor standard warranty. Additional warranties available



TT2-1418



UTS-1



UC-3

### Specifications

MODEL NUMBER	L	D	H	SHIP WEIGHT	FREIGHT CLASS	CALL FOR PRICE
<b>TRAY AND SILVERWARE CARTS AND STARTER OVERSHELVES</b>						
UTS-1	35.25"	23.37"	46.69"	120	100	
UTS-1SS	35.25"	23.37"	46.69"	120	100	
UTSP-1	35.25"	23.37"	46.69"	125	100	
UTSP-1SS	35.25"	23.37"	46.69"	130	100	
UTSP-2	35.25"	23.37"	46.69"	140	100	
UTSP-2SS	35.25"	23.37"	60.62"	145	100	

Mobile Dispensing Equipment accessories and modifications can be found on page 94.

Specifications and prices subject to change without notice.

## MOBILE DISPENSING EQUIPMENT ACCESSORIES

**T AND T2 SERIES****Call for Price**

Wrap-around bumpers (adds 1.75" to length and depth)-----  
 Flange-mount feet in lieu of standard polyolefin casters-----  
 One pair napkin dispensers-----  
 Additional plastic silverware cylinder (each)-----  
 Additional stainless steel silverware cylinder (each)-----  
 Stainless steel silverware cylinder in lieu of standard  
 plastic cylinder (each)-----  
 Special heights-----  
 T-PDC Plastic dust cover-----

**UTS, UTSP****Call for Price**

Rolling bumpers (adds 2.5" to length & depth)-----  
 Additional plastic silverware cylinder (UTS & UTS-SS only)(6230022)-----  
 Additional stainless steel silverware cylinder  
 (UTS & UTS-SS only)(3234052)-----  
 Stainless steel silverware cylinder in lieu of standard plastic cylinder  
 (UTS & UTS-SS only)-----  
 Six (6) hole silverware bin-----  
 Eight (8) hole silverware bin-----  
 Ten (10) hole silverware bin-----

**CAB2, CAB3, AND CAB4 SERIES****Call for Price**

12" diameter stainless steel dish dispenser tray  
 (-1200 and -1450 models only)-----  
 Non-marring rods for oval dishes and diameter adjustment  
 (-813 through -1450 only) per dispenser installation reduces  
 dispenser diameter by 1.25"-----  
 Stainless steel tube cover  
 (-500 thru -725-ET and non-heated models)-----  
 Stainless steel dome cover  
 (-813 through -1450 models non-heated models; standard on -QT models; each)-----  
 Hold-down rod for dispenser tubes-----  
 Wrap-around bumpers  
 (-500 through -1200 only; adds 1.75" to length and depth)-----  
 Wrap-around bumpers (-1450 only; adds 1.75" to length and depth)-----  
 Four 4" diameter polyurethane casters  
 (four locking) in lieu of standard casters-----  
 Four 5" diameter polyurethane casters  
 (four locking) in lieu of standard casters-----  
 Flange-mount feet in lieu of standard casters-----  
 Shorten dispenser tubes to special length-----

**CT SERIES****Call for Price**

Wrap-around bumpers for CT models (adds 1.75" to length and depth)-----  
 Flange-mount feet in lieu of standard polyolefin casters (CT models)-----  
 Four 4" diameter heavy duty polyurethane casters (CT models)-----  
 Four 5" diameter heavy duty polyurethane casters (CT models)-----  
 One pair napkin dispensers (CT models)-----  
 Six (6) hole silverware bins (CT models)-----  
 Eight (8) hole silverware bins (CT models)-----  
 Ten (10) hole silverware bin-----  
 Stainless steel silverware cylinder in lieu of standard plastic cylinder;  
 CT models; (each)-----  
 Additional plastic silverware cylinder; CT models; (each)-----  
 Additional stainless steel silverware cylinder; CT models; (each)-----  
 Push handles (CT models)-----  
 Special heights (CT models)-----

200.....	73	GAFRI.....	13	SCFT-NU.....	54
300.....	73	GAH.....	11	SCI.....	55
402.....	27	GAHPT.....	11	SCS.....	58
403.....	27	GAHRI.....	13	SCSC-B.....	52
406P.....	25	GAHRT.....	14	SCSC-EF.....	52
406-CAP.....	25	GAR.....	10	SCTRI.....	58
407P.....	25	GARPT.....	12	SCTS.....	58
407-CAP.....	25	GARRI.....	13	SCU.....	56
4400NP-M.....	31	GARRT.....	14	SH.....	51
4400NP-S.....	30	6025.....	17	SHC.....	53
4400RP.....	32	6051.....	17	SHCR-B.....	53
8100-EF.....	75	4500.....	23	ST4048P.....	27
18600BSTMP.....	27	4400.....	21	ST4400NP-M.....	22
18600BUCMP.....	27	KC.....	65	ST4400NP-S.....	22
18600PTBMP.....	33	KCFT-NU.....	62	STD4400NP-M.....	22
18600PTLP.....	33	KCI.....	63	STD4400NP-S.....	22
18600PDLP.....	33	KCS.....	66	T.....	92
CAB2.....	88	KCSC-B.....	60	T2.....	92
CAB3.....	89	KCSC-EF.....	60	TT.....	93
CAB4.....	90	KCTS.....	66	TT2.....	93
CD.....	82	KCU.....	64	UC4048P.....	25
CT.....	91	KH.....	59	UTS.....	93
CTP-NB.....	33	KHC-NU.....	61	UTSP.....	93
CV5E.....	19	KHCR-B.....	61		
CV10E.....	19	LT.....	83		
CV15E.....	19	N8000N.....	74		
CV15E-2.....	19	N8000-R.....	80		
D4400NP-M.....	31	N8100B.....	74		
D4400NP-S.....	30	N8100-BR.....	80		
DCFS.....	49	N8100-FAP.....	75		
DCFSR.....	50	N8100N.....	74		
DIS.....	81	N8200.....	76		
EHEI-E.....	41	N8200G.....	76		
F5.....	43	N8200-ST.....	76		
F15.....	44	N8600.....	77		
F26/F27.....	38	N8700.....	78, 79		
F28/F29.....	38	N8700N.....	78		
FLEXISHIELD® FOOD SHIELDS.....	49	N8700-R.....	80		
GADT.....	12	N8800.....	77		
GAF.....	10	ND.....	82		
GAFF-D.....	14	SALD-1.....	86		
GAFPT.....	12	SC.....	57		

[illegible]



[illegible]

**LIMITED WARRANTY**

Garland Canada (GC) warrants this product to be free from defects in material and workmanship for a period of one (1) year from the date the product is installed or twenty-four (24) months from the date of shipment from our facility, whichever comes first, and sold within Canada.

During the warranty period, GC shall, at GC's option, repair or replace parts determined by GC to be defective in material or workmanship, and with respect to services, shall re-perform any defective portion of said services. The foregoing shall be the sole obligation of GC under this Limited Warranty with respect to the equipment, products and services. With respect to equipment, materials, parts and Accessories manufactured by others, GC's sole obligation shall be to use reasonable efforts to obtain the full benefit of the manufacturer's warranties. GC shall have no liability, whether in contract, tort, negligence, or otherwise, with respect to non-GC manufactured products.

**WHO IS COVERED**

This Limited Warranty is available only to the original purchaser of the product and is not transferable.

**EXCLUSIONS FROM COVERAGE**

- Repair or replacement of parts required because of misuse, improper care or storage, negligence, alteration, accident, use of incompatible supplies or lack of specified maintenance shall be excluded;
- Normal maintenance items, including but not limited to, light bulbs, fuses, gaskets, O-rings, interior and exterior finishes, lubrication, de-liming, broken glass, etc.;
- Failures caused by improper or erratic voltages;
- Improper or unauthorized repair;
- Changes in adjustment and calibration after ninety (90) days from equipment installation date;
- This Limited Warranty will not apply to any parts subject to damage beyond the control of GC, or to equipment which has been subject to alteration, misuse or improper installation, accidents, damage in shipment, fire, floods, power changes, other hazards or acts of God that are beyond the control of GC;
- This Limited Warranty does not apply, and shall not cover any products or equipment manufactured or sold by GC when such products or commercial equipment is installed or used in a residential or non-commercial application. Installations not within the applicable building or fire codes render this Limited Warranty and any responsibility or obligations associated therein null and void. This includes any damage, costs or legal actions resulting from the installation of any GC commercial cooking equipment in a non-commercial application or installation, where the equipment is being used for applications other than those approved for by GC;
- If any product is cleaned without using an approved GC cleaning solution, this Limited Warranty shall be void;
- Removal, alteration or obliteration of the rating plate;
- Consequential damages (the cost of repairing other property which is damaged) loss of time, profits or any other incidental damages of any kind.
- This warranty does not cover the refrigerator drier or the light bulbs used in the unit;

- This warranty is subject to the users normal maintenance and care responsibility as set forth in the Service and Installation Manual, such as cleaning the condenser coil, and is in lieu of all other obligations of GC.

**LIMITATIONS OF LIABILITY**

The preceding paragraphs set forth the exclusive remedy for all claims based on failure of, or defect in, products or services sold hereunder, whether the failure or defect arises before or during the warranty period, and whether a claim, however instituted, is based on contract, indemnity, warranty, tort (including negligence), strict liability, implied by statute, common-law or otherwise, and GC its servants and agents shall not be liable for any claims for personal injuries, incidental or consequential damages or loss, howsoever caused. Upon the expiration of the warranty period, all such liability shall terminate. **THE FOREGOING WARRANTIES ARE EXCLUSIVE AND IN LIEU OF ALL OTHER WARRANTIES, WHETHER WRITTEN, ORAL, IMPLIED OR STATUTORY. NO IMPLIED WARRANTY OF MERCHANTABILITY OR FITNESS FOR PARTICULAR PURPOSE SHALL APPLY, GC DOES NOT WARRANT ANY PRODUCTS OR SERVICES OF OTHERS.**

**REMEDIES**

The liability of GC for breach of any warranty obligation hereunder is limited to: (i) the repair or replacement of the equipment on which the liability is based, or with respect to services, re-performance of the services; or (ii) at GC's option, the refund of the amount paid for said equipment or services. Any breach by GC with respect to any item or unit of equipment or services shall be deemed a breach with respect to that item or unit or service only.

**WARRANTY CLAIM PROCEDURE**

Customer shall be responsible to:

- Immediately advise the Dealer or GC's Factory Authorized Servicer of the equipment serial number and the nature of the problem. For a list of Factory Authorized Services, please refer to [www.garlandcanadaservice.ca](http://www.garlandcanadaservice.ca);
- Verify that the problem is a factory responsibility. Improper installation or misuse of equipment is not covered under this Limited Warranty;
- Cooperate with the Factory Authorized Servicer so that warranty service may be completed during normal working hours;
- Travel time not to exceed two (2) hours and mileage not to exceed one hundred fifty (150) kilometres. Does not include travel other than overland, overtime, holiday charges and any special arrangement.

**GOVERNING LAW**

For equipment, products and services sold in Canada this Limited Warranty shall be governed by the laws of the province of Ontario, Canada excluding their conflicts of law principles. The United Nations Convention on Contracts for the International Sale of Goods is hereby excluded in its entirety from application to this Limited Warranty.

**Garland Canada**

1177 Kamato Road  
Mississauga, Ontario  
Canada L4W1X4

[www.garlandcanada.ca](http://www.garlandcanada.ca)



REGION	REP / AGENT	E-MAIL	CELLULAR
British Columbia	Ryan Lewis – Sales Rep	ryan@masales.ca	604-329-0684
	Mark Thiessen – Sales Rep	mark@masales.ca	604-657-7615
Alberta	James Goodman – Sales Rep (Calgary)	james@masales.ca	403-618-3636
	Collin Von Hansen – Sales Rep	collin@masales.ca	587-832-2090
	Sandro Salvador – Sales Rep (Edmonton)	sandro@masales.ca	780-405-2637
Prairies	Jeff McGowan – Sales Rep (SK, MB)	mcgowansales@bellnet.ca	647-231-3815
Ontario	Chris Ozog – Sales Rep (Central ON)	chris.ozog@garland-group.com	416-526-7989
	Geoff Scott – Sales Rep (Southern & Western ON)	geoff.scott@garland-group.com	647-828-9391
	Jeff McGowan – Sales Rep (Northeastern ON)	mcgowansales@bellnet.ca	647-231-3815
Quebec	Maxime Gaudreault – Sales Rep (Quebec City)	maxime.gaudreault@garland-group.com	437-577-3719
	Joey Mendolia – Sales Rep (Montreal)	joey.mendolia@garland-group.com	437-333-3447
Atlantic Canada	Aaron Taylor – Sales Rep (PEI, NB)	aaron@tayloragencies.com	506-872-1177
	Steven Donnelly – Sales Rep (NS, NL)	steven@tayloragencies.com	902-999-7631

GARLAND CANADA CUSTOMER SERVICE	VOICE	FAX
Sales	(888) 442-7526	(800) 361-2724
KitchenCare (Parts, Service and Warranty)	(844) 724-2273	N/A

Scan the code below to locate a dealer, distributor or sales representative in your area.



[www.garlandcanada.ca/sales/buy-locally](http://www.garlandcanada.ca/sales/buy-locally)



Welbilt offers fully-integrated kitchen systems with award-winning product brands: **Cleveland™**, **Convotherm®**, **Delfield®**, **Frymaster®**, **Garland®**, **Kolpak®**, **Lincoln®**, **Merco®**, **Merrychef®** and **Multiplex®**. Supported by service brands: **KitchenCare®**, aftermarket parts and service; **FitKitchen®**, fully-integrated kitchen systems; and **KitchenConnect®**, cloud-based open digital platform.

*Bringing innovation to the table • [welbilt.com](http://welbilt.com)*