

SAMSUNG

Product Guide

29 cu. ft. Smart 4-Door Flex™ Refrigerator with Family Hub™ & Beverage Center

RF29A9771

Available in:

Fingerprint Resistant Black Stainless Steel

Fingerprint Resistant Stainless Steel



Table of Contents

RF29A9771 – 29 cu. ft. Smart 4-Door Flex™ Refrigerator with Family Hub™ & Beverage Center

Product Overview

Product Overview	4
Carousel Image Order	5

Product Messaging

Family Hub™ Messaging	7
Features and Benefits	9
Key Visuals	13
Lifestyle Imagess	15

Product Specs

Review Mapping and Related Product	17
Spec Sheet	18
Will It Fit Guide	19
Energy Guide and User Manual	20

Feature Icons	22
---------------	----

Product Overview

**RF29A9771 – 29 cu. ft. Smart 4-Door Flex™ Refrigerator
with Family Hub™ & Beverage Center**

Product Overview


Product Title
29 cu. ft. Smart 4-Door Flex™ refrigerator with Family Hub™ and Beverage Center

Product Description
Extra-large capacity Smart 4-Door Flex™ refrigerator with Family Hub™ helps you connect to what’s most important: your family and home. Samsung’s Family Hub™ lets you see inside your refrigerator, manage your family’s calendars, stream music, see who’s at the front door and much more, all right from your fridge.

Available Colors



**Fingerprint Resistant
Black Stainless Steel**
RF29A9771SG



**Fingerprint Resistant
Stainless Steel**
RF29A9771SR



RF29A9771 Carousel Image Order

Easy Ad Links: RF29A9771SR
R.COM <https://dam.gettyimages.com/p/z0c3461/external?q=RF29A9771SR%20Carousel%20RCOM>
S.COM <https://dam.gettyimages.com/p/z0c3461/external?q=RF29A9771SR%20Carousel%20SCOM>
360 Spin <https://dam.gettyimages.com/p/z0c3461/external?q=RF29A9771SR%20360%20Spins>

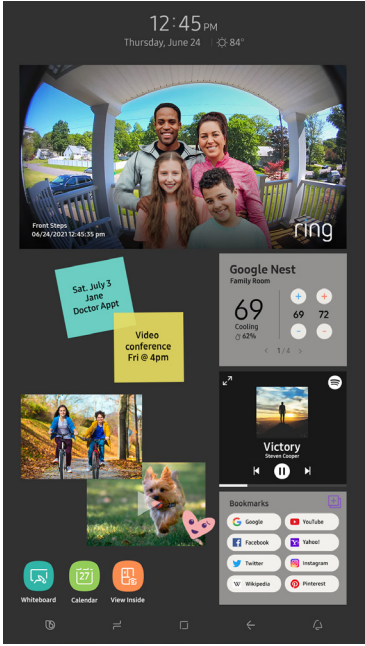
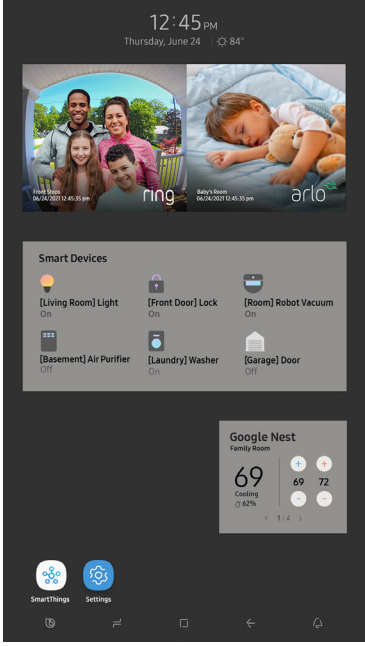
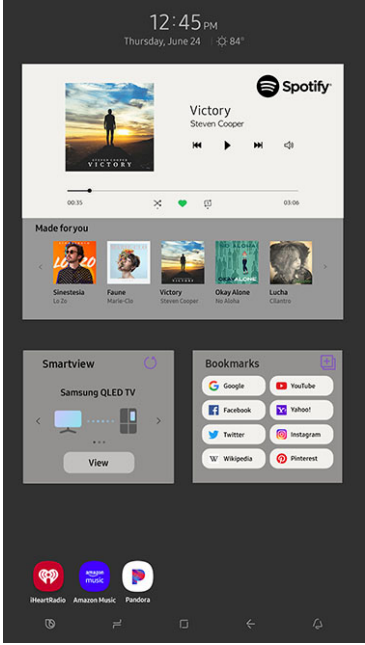
Easy Ad Links: RF29A9771SG
R.COM <https://dam.gettyimages.com/p/z0c3461/external?q=RF29A9771SG%20Carousel%20RCOM>
S.COM <https://dam.gettyimages.com/p/z0c3461/external?q=RF29A9771SG%20Carousel%20SCOM>
360 Spin <https://dam.gettyimages.com/p/z0c3461/external?q=RF29A9771SG%20360%20Spins>



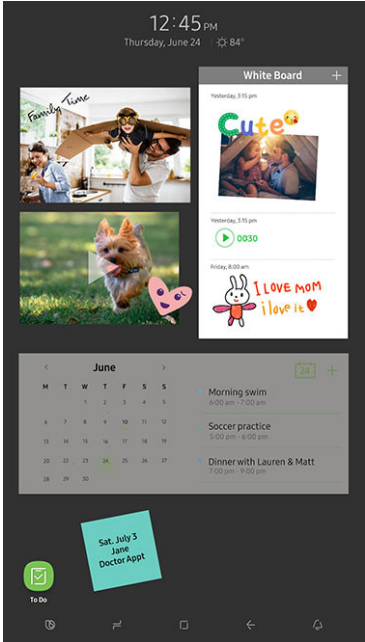
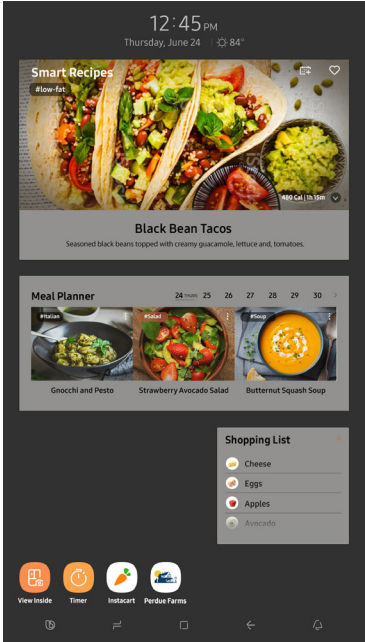
Product Messaging



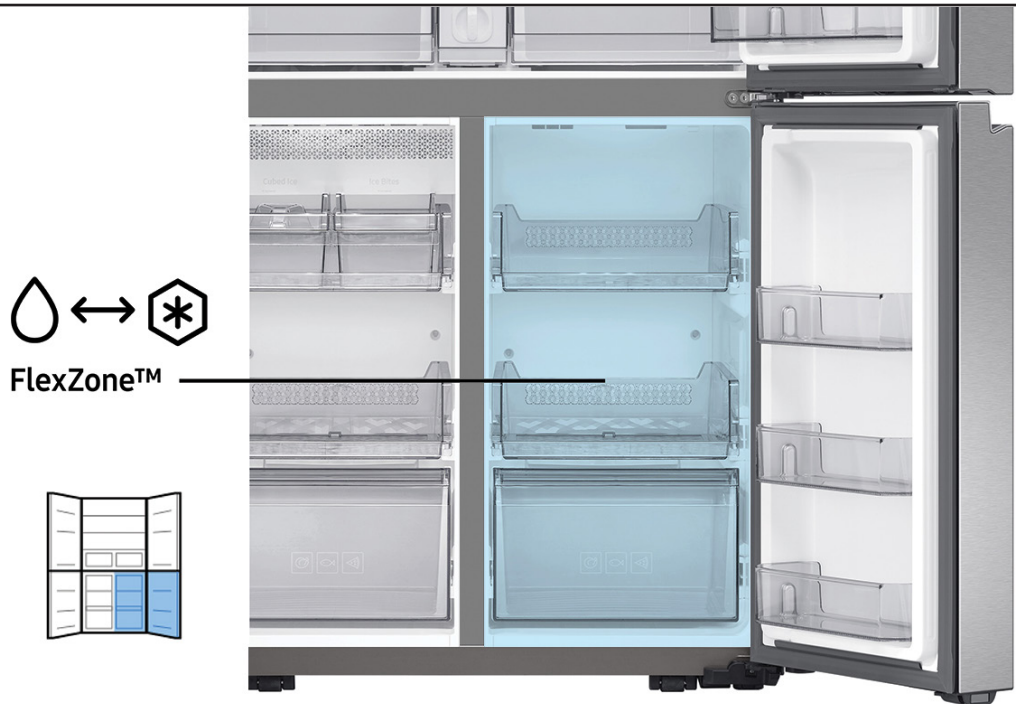
**RF29A9771 – 29 cu. ft. Smart 4-Door Flex™ Refrigerator
with Family Hub™ & Beverage Center**




Family Hub™ Core Messaging



Overall Product Headline	Feature Name	Long Body Copy	Short Body Copy	Associated Image
Family Hub™, it's more than a fridge	Family Hub™	<p>Samsung's Family Hub,™ now with Alexa built-in, helps you stay connected to your family and home, whenever and wherever. Family Hub™ lets you control your Samsung smart appliances and devices, stream music, share pictures with your family, and so much more, all right from your fridge.*</p> <p>*Wi-Fi connection and Samsung account required.</p>	<p>Samsung's Family Hub,™ now with Alexa built in, lets you control your compatible smart devices, stream music, and so much more, all right from your fridge.*</p> <p>*Wi-Fi connection and Samsung account required.</p>	
Control your smart home	Smart Home	<p>See who's at the front door with Ring, monitor multiple rooms with Arlo, use voice control with Alexa, adjust your Nest thermostat, get appliance notifications and more – all on your Family Hub.™*</p> <p>*Wi-Fi connection and Samsung account required. Compatible with select Ring, Arlo, Amazon, and Nest products, as well as select appliances.</p>	<p>See who's at the front door, adjust your Nest thermostat, get notifications from your Samsung smart appliances – all on your Family Hub.™*</p> <p>*Wi-Fi connection and Samsung account required. Compatible with select Ring, Arlo, Amazon, and Nest products, as well as select appliances.</p>	
Entertain in your kitchen	Entertainment	<p>Enjoy streaming your favorite music apps, watching your favorite shows from your compatible Samsung smart TV or Galaxy phone, and accessing all your favorite sites like Facebook and YouTube – all on your Family Hub.™*</p> <p>*Wi-Fi connection and Samsung account required.</p>	<p>Enjoy streaming your favorite music apps or watching your favorite shows from your compatible Samsung TV or smartphone, and accessing your favorite sites – all on your Family Hub.™*</p> <p>*Wi-Fi connection and Samsung account required.</p>	

Family Hub™ Core Messaging (continued)

Overall Product Headline	Feature Name	Long Body Copy	Short Body Copy	Associated Image
Stay connected	Family	<p>Easily stay connected with your family. Share pictures, videos or drawings, leave handwritten notes, and sync calendars – all on your Family Hub.™*</p> <p>*Wi-Fi connection and Samsung account required.</p>	<p>Share pictures, videos or drawings, leave handwritten notes, and sync calendars – all on your Family Hub.™*</p> <p>*Wi-Fi connection and Samsung account required.</p>	
Meal plan like a pro	Cooking	<p>See inside your fridge from anywhere, search recipes based on what you have on hand, plan weekly meals, send cooking instructions to your Samsung smart oven – all on your Family Hub.™*</p> <p>*SmartThings App available on Android and iOS devices. Wi-Fi connection and Samsung account required.</p>	<p>See inside your fridge, search recipes, plan meals, shop for ingredients and send cooking instructions to your Samsung smart oven – all on your Family Hub.™*</p> <p>*SmartThings App available on Android and iOS devices. Wi-Fi connection and Samsung account required.</p>	

Features and Benefits – RF29A9771				
Overall Product Headline	Feature Name	Long Body Copy	Short Body Copy	Associated Image
Press or pour – water two ways	Beverage Center	Quick access to refreshingly cool, filtered water two ways. Choose from an internal dispenser or a built-in pitcher that automatically refills, with the option to infuse with a flavor.	Choose from an internal dispenser or a built-in AutoFill Water Pitcher.	
Ice your way	Dual Ice Maker with Ice Bites	Enjoy your favorite beverage with your choice of ice. Select from cubed ice or Ice Bites that chill your drink faster.	Select from cubed ice or Ice Bites that chill your drink faster.	
Convert from fridge to freezer	FlexZone™	Customize your lower-right storage space to be a refrigerator or freezer. With five adjustable settings, you choose what foods to store from fruits and vegetables to your favorite ice cream.	Customize your lower-right storage space to be a refrigerator or freezer.	

Features and Benefits – RF29A9771 (Continued)				
Overall Product Headline	Feature Name	Long Body Copy	Short Body Copy	Associated Image
Superior organizational storage	Large Flexible Storage	With 29 cu. ft. of capacity, this spacious refrigerator is designed for convenience, offering unmatched flexibility and organization to store and access all your favorite foods with ease.	29 cu. ft. of flexible storage space to fit all the food you love, with room for more.	
Seamlessly designed for a modern look	Modern Design	A modern, built-in look featuring a minimalist exterior with a signature flat door design and recessed handles that blend seamlessly into your kitchen.	Modern, built-in look that blends seamlessly into your kitchen.	
Flexible freshness	Flex Crisper	A flexible storage drawer that is perfect for storing meats, veggies, or cheeses at their optimal temperature with two customizable temperature settings.	A convertible temperature drawer to store all your food at its optimal temperature.	

Features and Benefits – RF29A9771 (Continued)				
Overall Product Headline	Feature Name	Long Body Copy	Short Body Copy	Associated Image
Fresh air, day after day	UV Deodorizing Filter	Keep the air in your fridge fresh day after day with a built-in deodorizing filter. The filter reduces odor from the air in your fridge, while UV technology continuously cleans the filter itself.	Keep the air in your fridge fresh day after day with a built-in deodorizing filter with UV technology that continuously cleans the filter itself.	
Powerful cooling performance	Triple Cooling	A premium cooling system featuring three evaporators for ultimate freshness and providing precise temperature and humidity controls in all three zones to help your food stay fresher longer.	Precise temperature and humidity controls in all three zones to help your food stay fresher longer.	

Key Visuals

**RF29A9771 – 29 cu. ft. Smart 4-Door Flex™ Refrigerator
with Family Hub™ & Beverage Center**

Key Visuals

Easy Ads link
<https://dam.gettyimages.com/p/z0c3461/external?o=AND&q=RF29A9771%20Key%20Visuals>



Fingerprint Resistant Black Stainless Steel



Fingerprint Resistant Stainless Steel

Lifestyle Images

**RF29A9771 – 29 cu. ft. Smart 4-Door Flex™ Refrigerator
with Family Hub™ & Beverage Center**

Lifestyle Images

Easy Ads link
<https://dam.gettyimages.com/p/z0c3461/external?o=AND&q=RF29A9771%20lifestyle>



Fingerprint Resistant Black Stainless Steel



Fingerprint Resistant Stainless Steel

Product Specs

**RF29A9771 – 29 cu. ft. Smart 4-Door Flex™ Refrigerator
with Family Hub™ & Beverage Center**

Review Mapping

SKU	Type	Color
RF29A9771SR	4-Door Flex™	Fingerprint Resistant Stainless Steel
RF29A9771SG	4-Door Flex™	Fingerprint Resistant Black Stainless Steel

Related Product

Water Filter
HAF-QIN

Spec Sheet

Easy Ads link

https://dam.gettyimages.com/p/z0c3461?q=RF29A9771%20Spec%20Sheet

RF29A9771SR

28.6 cu. ft. Smart 4-Door Flex™ Refrigerator featuring Family Hub™ with Beverage Center and Dual Ice Maker



Available Colors

Fingerprint Resistant Stainless Steel (shown)

Fingerprint Resistant Black Stainless Steel



Beverage Center



Dual Ice Maker with Ice Bites

Design

- Beverage Center
- Modern Design

Technology

- Family Hub™
- Dual Ice Maker with Ice Bites and Cubed Ice
- UV Deodorizing Filter

Performance

- FlexZone™
- Extra-Large Flexible Storage
- Flex Crisper
- Triple Cooling

Rating

ENERGY STAR® rated: 698 kWh/yr

ADA Compliant

Spec Sheet - front

RF29A9771SR

28.6 cu. ft. Smart 4-Door Flex™ Refrigerator featuring Family Hub™ with Beverage Center and Dual Ice Maker



Installation Specifications

1. Measure the height, width and depth of the opening, making sure to include baseboards, molding tile, countertop overhang, etc. Check to be sure there is enough room to open the door (consider walls, islands or other obstacles when measuring).
2. Refer to illustration below to determine dimensions.
3. Allow 2.5" of clearance on hinge side of refrigerator when installing next to a wall where handle may make contact.
4. Allow 1" minimum clearance at rear for proper air circulation and water/electrical connections. Allow a 3/8" minimum clearance at sides and top for ease of installation.
5. Ensure each door and entryway in the home is wide enough for the refrigerator to be moved through easily.

For optimal usage and ability to open refrigerator doors completely, do not install next to a wall.

Please note: The following dimension and cutout information is for planning purposes only. For complete installation details, consult manual packed with product or download manual online at [samsung.com](#).

Dimensions



Dimensions

1. Measure the height, width and depth of the opening, making sure to include baseboards, molding tile, countertop overhang, etc. Check to be sure there is enough room to open the door (consider walls, islands or other obstacles when measuring).

2. Refer to illustration below to determine dimensions.

3. Allow 2.5" of clearance on hinge side of refrigerator when installing next to a wall where handle may make contact.

4. Allow 1" minimum clearance at rear for proper air circulation and water/electrical connections. Allow a 3/8" minimum clearance at sides and top for ease of installation.

5. Ensure each door and entryway in the home is wide enough for the refrigerator to be moved through easily.

For optimal usage and ability to open refrigerator doors completely, do not install next to a wall.

Please note: The following dimension and cutout information is for planning purposes only. For complete installation details, consult manual packed with product or download manual online at [samsung.com](#).

Dimensions

1. Measure the height, width and depth of the opening, making sure to include baseboards, molding tile, countertop overhang, etc. Check to be sure there is enough room to open the door (consider walls, islands or other obstacles when measuring).

2. Refer to illustration below to determine dimensions.

3. Allow 2.5" of clearance on hinge side of refrigerator when installing next to a wall where handle may make contact.

4. Allow 1" minimum clearance at rear for proper air circulation and water/electrical connections. Allow a 3/8" minimum clearance at sides and top for ease of installation.

5. Ensure each door and entryway in the home is wide enough for the refrigerator to be moved through easily.

For optimal usage and ability to open refrigerator doors completely, do not install next to a wall.

Please note: The following dimension and cutout information is for planning purposes only. For complete installation details, consult manual packed with product or download manual online at [samsung.com](#).

Dimensions

1. Measure the height, width and depth of the opening, making sure to include baseboards, molding tile, countertop overhang, etc. Check to be sure there is enough room to open the door (consider walls, islands or other obstacles when measuring).

2. Refer to illustration below to determine dimensions.

3. Allow 2.5" of clearance on hinge side of refrigerator when installing next to a wall where handle may make contact.

4. Allow 1" minimum clearance at rear for proper air circulation and water/electrical connections. Allow a 3/8" minimum clearance at sides and top for ease of installation.

5. Ensure each door and entryway in the home is wide enough for the refrigerator to be moved through easily.

For optimal usage and ability to open refrigerator doors completely, do not install next to a wall.

Please note: The following dimension and cutout information is for planning purposes only. For complete installation details, consult manual packed with product or download manual online at [samsung.com](#).

Total Capacity: 28.6 cu. ft.

Refrigerator: 17.0 cu. ft.

- 4 Tempered Glass Spill-Proof Shelves
- 2 Clear Drawers: Flex Crisper and Crisper+
- 6 Door Bins
- Right: 1 Gallon Bin, 2 Regular Bins
- Left: 1 Gallon Bin, 2 Regular Bins

• LED Lighting

Freezer: 11.6 cu. ft.

- Dual Ice Maker in Freezer (Ice Bites or Cubed Ice)
- 2 Ice Buckets with Cover and 1 Scoop
- 3 Slide-Out Shelves
- 6 Door Bins
- LED Lighting

Accessories

Water Filter: HAF-QIN

Warranty

One (1) Year Parts and Labor on Refrigerator

Five (5) Years Parts and Labor on Sealed Refrigeration System Only*

Ten (10) Years Parts and Five (5) Years Labor on Digital Inverter Compressor

*Compressor, evaporator, condenser, drier and connecting tubing.

Product Dimensions & Weight

Dimensions (WxHxD with hinges and doors): 35 7/8" x 71 7/8" x 33 1/8"

Dimensions (WxHxD without hinges and doors): 35 7/8" x 70 3/4" x 29 1/8"

Weight: 350.5 lbs

Shipping Dimensions & Weight (WxHxD)

Dimensions: 38 1/4" x 77 1/8" x 36 1/4"

Weight: 372.6 lbs

Color	Model #	UPC Code
Fingerprint Resistant Stainless Steel	RF29A9771SR	87276525792
Fingerprint Resistant Black Stainless Steel	RF29A9771SG	87276524825

Spec Sheet - back

Refrigerator: Overview | Messaging | Specs | Icons

Samsung proprietary and confidential

Will It Fit Guide

Easy Ads link

https://dam.gettyimages.com/p/z0c3461?q=RF29A9771%20Spec%20Sheet

28.6 cu. ft. French Door

MODEL RF29A9771 DIMENSIONS

SAMSUNG

Be sure your new fridge will fit

Don't wait until delivery to be sure your new refrigerator will fit – both in your kitchen and through all doorways. This guide includes all pertinent measurements and clearances so you can buy with confidence.

WIDTH
(FITS 36" OPENING)
35 1/2"

DEPTH TO DOOR
35 1/4"

DEPTH WITHOUT DOOR
29 1/4"

HEIGHT WITHOUT HINGE
70 1/4"

HEIGHT WITH DOORS AND HINGE
73"

REAR WALL

2" WALL CLEARANCE

DEPTH WITHOUT DOOR
29 1/4"

CUTOUT DEPTH
31 3/4"

TOTAL INSTALLATION DEPTH
36 1/4"

DEPTH WITH DOOR OPEN 90°
48 1/2"

WITH DOORS OPEN 125°
58"

Standard Depth Refrigerator

Standard depth refrigerators typically measure 30 to 35 inches in depth, as opposed to counter-depth refrigerators that sit flush with cabinetry.

Measure height including flooring. Be sure to allow for hinge clearance height if needed.

Measure width including countertop overhang.

Measure depth including molding or trim.

Installation clearances

✓Allow 3.75" of clearance when installing along a wall. This will allow for the door to open 90 degrees without the handle contacting the wall.

✓Allow 2" minimum clearance at rear for proper air circulation and water/electrical connections.

✓Allow a 3/8" minimum clearance at sides and top for ease of installation.

For optimal usage and ability to open refrigerator doors completely, do not install next to a wall.

Please note: The above dimension and cutout information is for planning purposes only. For complete installation details, consult manual packed with product or download manual online at [samsung.com](#).

Walk the delivery route

✓Identify the narrowest opening that the appliance will travel, from outside the home to the location where it will be installed.

✓Appliance depth or width must be smaller than the width of the narrowest opening.

Will It Fit Guide

Refrigerator: Overview | Messaging | Specs | Icons

Samsung proprietary and confidential

Energy Guide and User Manual

Easy Ads link
<https://dam.gettyimages.com/samsungeasyads/external?q=RF29A9771%20Energy%20Label>

U.S. Government

Federal law prohibits removal of this label before consumer purchase.

ENERGYGUIDE

Refrigerator-Freezer

- Automatic Defrost
- Bottom-Mounted Freezer
- No Through-the-Door Ice Service

Samsung

Model RF29A9771**

Capacity: 28.6 Cubic Feet

Compare ONLY to other labels with yellow numbers.

Labels with yellow numbers are based on the same test procedures.

Estimated Yearly Energy Cost


\$84

Cost Ranges

Models with similar features	\$78	\$86
All models	\$78	\$107

698 kWh

Estimated Yearly Electricity Use



- Your cost will depend on your utility rates and use.
- Both cost ranges based on models of similar size capacity.
- Models with similar features have automatic defrost, bottom-mounted freezer, and no through-the-door ice.
- Estimated energy cost based on a national average electricity cost of 12 cents per kWh.

ftc.gov/energy


Energy Guide

Easy Ads link
<https://dam.gettyimages.com/samsungeasyads/external?q=RF29A9771%20User%20Manual>

Refrigerator

User manual

Free Standing Appliance



SAMSUNG

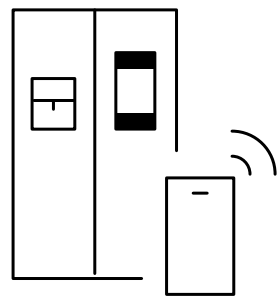
User Manual

Feature Icons

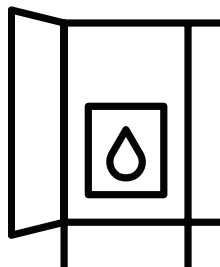
**RF29A9771 – 29 cu. ft. Smart 4-Door Flex™ Refrigerator
with Family Hub™ & Beverage Center**

Feature Icons

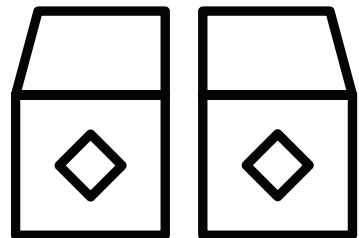
Easy Ads link
<https://dam.gettyimages.com/p/z0c3461?q=9771%20Icons>




Family Hub™




Beverage Center



Dual Auto Ice Maker



FlexZone™



Wi-Fi Connectivity



Fingerprint Resistant
Finish



ENERGY STAR®
Certified

SAMSUNG