

 **MONSTER**[®]
DIGITAL LIFE[™]

POWERNET[™] 300

ETHERNET ANYWHERE

UP TO 200 Mbps*



Instructions and Warranty

* Data transfer rates may vary according to electrical line conditions and will not exceed the capabilities of connected devices.

A Message from The Head Monster,

THANK YOU for purchasing the Monster Digital Life PowerNet 300. The PowerNet 300 reflects our commitment to give you performance enhancing easy-to-use solutions for your home entertainment.

These days, virtually every computer is connected to the internet, but more and more AV electronics, from AV receivers and Blu-ray™ Disc players to video game systems and even network TVs, are designed to connect to the internet and to each other.

The problem is that streaming HD movies, online multiplayer action games, and other data intensive activities demand a high-speed connection, but WiFi is often too slow and unreliable.

PLC, or Power Line Communication devices use your home's existing electrical wiring to transmit data, audio, or video. They're incredibly convenient, fast, and easy to setup. However, many current PLC products simply won't work or are too slow. That's because there's too much noise and interference on the electrical lines. This noise and interference is caused by all your electronics and appliances, from refrigerators, hairdryers, and cell phones, to your DVD player and even your HDTV itself.

The Monster PowerNet 300 is unique in a number of ways. For one, it uses Clean Power filtering to remove electrical noise and interference for the



fastest possible network speed. The Monster PowerNet 300 will work where other PLC products won't, and will deliver faster speeds than other PLC devices that don't filter noise. The PowerNet 300 also features two filtered, surge protected outlets providing advanced surge protection for your connected equipment. The filtered outlets let you plug in any appliance or other electronics without adding noise to your electrical lines. Best of all, it's incredibly easy and fast to setup.

With the PowerNet 300, you can easily extend high speed internet access up to four devices in virtually any room in your home.

It's the perfect solution for your AV rack on home theater. Monster PowerNet networks are faster and more reliable than WiFi. You can download or stream movies to your home theater and to other rooms of your house even faster. You can get a high speed hookup for your Xbox® or PlayStation® for multiplayer online games high speed movie and game demo downloads. You can connect your Blu-ray Disc™ player to the Internet to access BD-Live™ online movie features, and more.

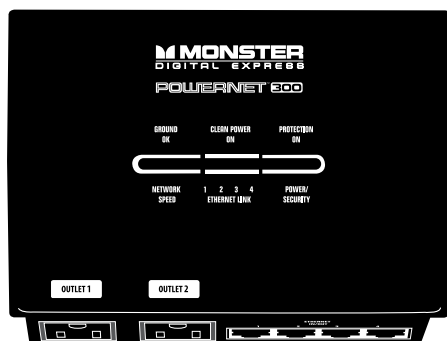
These days, home theater is better than ever, providing dramatic digital surround sound and razor sharp HD picture. I know your PowerNet 300 will help connect it all together so you can take your movie, music, and game experience to a whole new level.

A stylized handwritten signature of Noel Lee.

Noel Lee,
The Head Monster

MONSTER® POWERNET™ 300 FEATURES

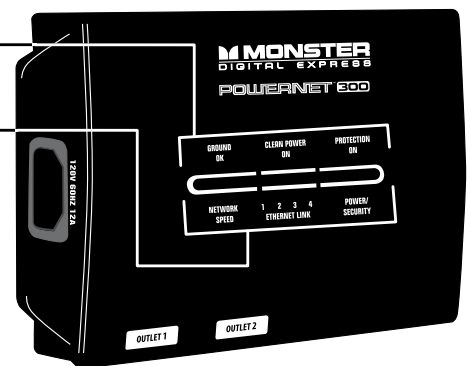
- **Patented Monster® PLC Clean Power®**
PLC Clean Power noise filtering removes electrical interference for faster network performance
- **Advanced Dual Mode Plus™**
Dual Mode Plus surge protection with automatic disconnect and audible alarm protects equipment against even the most powerful surges
- Ultra-low profile design lets you put furniture flat against the wall
- 4 Ethernet ports for easy hookup of multiple devices
- Easy, instant setup
- 128-bit AES encryption for safe, secure data transmission



3

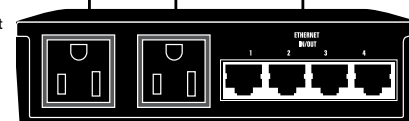
Power Status Lights
Protection ON, Clean Power ON, and Ground OK provide instant feedback

Ethernet and PLC Network Status Lights
for easy network diagnosis



2 Surge Protected Outlets
for easy hookup of computer and AV equipment

Outlets Enhanced with PLC Filters
to protect data transmission



4 Ethernet Ports
easily and securely connect a modem, router, computer or AV equipment

4

POWERNET™ 300 FEATURE STATUS LIGHTS

Protection ON

On: Dual Mode Plus surge protection is active

Off: Dual Mode Plus surge protection is inactive

Your PowerNet device may have sacrificed itself to protect your equipment from surge damage. It may need to be replaced.

Clean Power ON

On: Clean Power noise filtering is active

Off: Clean Power noise filtering not active

Ground OK

On: Electrical wiring is properly grounded

Off: Electrical wiring is not properly grounded. You may need to consult a professional electrician to install a ground line for your home.

Power/Security

On: PowerNet is receiving electrical power

Off: Power off

If the power/security light is off, you may have installed the PowerNet device on a faulty or switched wall outlet. It is recommended to install PowerNet devices in outlets that are always on and are not controlled by a wall switch. Move the PowerNet device to an unswitched outlet, or turn on power to the outlet.

During Security Key Setup:

Blinking: key set up active

On: key set up successful, device linked to network

Double Flash: key set up not successful

Ethernet Link

Solid Green: 10/100 Mbps port linked

Blinking: 10/100 Mbps port transmitting or receiving

Off: Ethernet link not active

Network Speed

The Network Speed light will indicate the overall speed of your network with three colors.

Red

Minimum connection indicates weak signal and slower network speed: less than 50Mbps

Orange

Normal signal with standard network speed: 50-100Mbps

Green

Excellent signal with optimal network speed: 100Mbps+


Off

No activity. PowerNet is not connected.

To remedy slow network speed, add additional PowerNet 300s to your electrical lines to further clean power for improved signal transfer. You may need to plug appliances and electronics such as hair dryers into PowerNet 300 to stop introducing noise into the electrical line.

⚠ WARNING

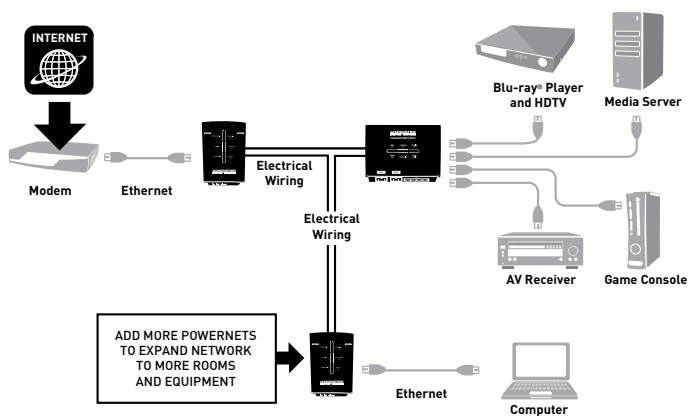
Do not plug the PowerNet™ 300 into a powerstrip that has surge protection. Doing so may prohibit PowerNet communications. For best performance, plug the PowerNet 300 directly into a wall outlet.



You may plug surge protectors into the PowerNet 300 without effecting performance.

SYSTEM DIAGRAM


Extend high-speed internet access or networking to any room in your home with the Monster® PowerNet™ 300. The PLN 300 is ideal for the home theater or home office where there are multiple networked devices.



NOTE: The PLN 300 needs to pair with at least one other PLC device, such as the PowerNet 200, to create a working system.

INITIAL SETUP

You can use PowerNet 300 to connect networkable devices like computers and game consoles directly to each other. You can also connect equipment like a computer or Blu-ray Disc™ player to a router or modem for internet access.

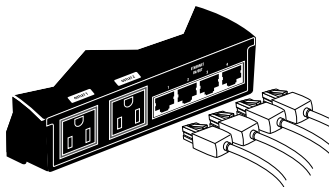


1. Plug both PowerNet 300s into the AC wall outlets near the devices you want to connect.

For internet access, plug in one PowerNet 300 into an AC wall outlet near your router or modem that is connected to the Internet.

9

2. Check the Network Speed light on both PowerNet 300s and confirm that it is ON. This tells you that the PowerNet devices can talk to each other. If the Network Speed light is off, refer to the troubleshooting section at the end of the manual.

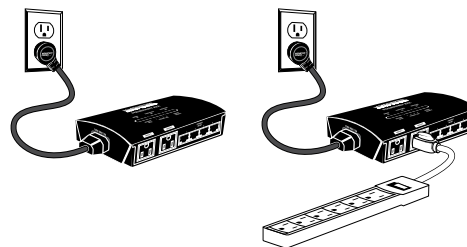


3. Once you have confirmed that the PowerNet devices are talking to each other, use the included Ethernet cables to connect them to the devices (modem/router, computer, game console, etc.) that you want to network. See the diagram on page 6.

4. Monster PowerNet products all ship with the same security key, and will automatically link to other PowerNet products sharing the same electrical lines.

5. Repeat steps 1-3 to set up additional Monster PowerNet devices.

IMPORTANT: Do NOT plug the PowerNet 300 into a power strip or wall outlet with surge protection. Many surge protectors will prevent PowerNet 300 communications.



(OPTIONAL) PRIVATE NETWORK SETUP

Monster PowerNet products all have the same security key. They will automatically link to all other PowerNet products sharing the same electrical lines.

If you want to set up a private Monster PowerNet network in a building where there may be other PLC or PowerNet devices, such as an office building or apartment building, you simply need to re-set the AES encryption key on all your PowerNet devices.

10

1. Set up at least two Monster PowerNet devices according to the initial setup instructions, and ensure that they are receiving power.
2. Press and hold the PLC security Sync button on the bottom of one PowerNet for approximately ten seconds until the Power/Security LED light on the front of the device flashes. Then release the button.
3. Repeat Step 2 for the second PowerNet device. The security key has been erased from both PowerNet devices. They must now be re-linked to reset a new key.

Note: You have 2 minutes to link PowerNet devices before they revert to normal operating mode.

4. Press and hold the PLC Security Sync button on one PowerNet device for 2 seconds until the Power/Security LED light flashes.
5. Repeat Step 4 for the other PowerNet device.
6. After a few seconds the Power LED flashing will stop, indicating they have been linked together with a new security key.

ADDING MORE POWERNET™ DEVICES

To add a third (or more) PowerNet devices to a private network:

1. Press and hold the PLC Security Sync button on the bottom of the new PowerNet device for approximately ten seconds until the Power/Security LED light flashes. Release the button. The security password has been erased from the new PowerNet device. It must now be linked to your network to adopt the new network security key.
2. Again, press and hold the PLC Security Sync button on the bottom of the new PowerNet device, this time for two seconds. The Power/Security LED light will begin to flash.
3. Press and hold the PLC security/sync button on the bottom of any other PowerNet device that is already linked to the network for two seconds. The Power/Security LED light will begin to flash.
4. The new PowerNet device will now automatically link to the network using the new security key. The Power/Security LED light will stop flashing indicating a successful link.

SETUP TIP

If you are connecting more than two Monster PowerNet devices, or you plan to link two PowerNet devices that are in remote rooms of your home, you can link them together by plugging them into AC outlets that are close to each other or in the same room. Link them following the above instructions, then move them to the wall outlets where you want to use them.

ADDITIONAL TROUBLESHOOTING

If your HomePlug® AV devices have difficulty communicating with each other, check the following:

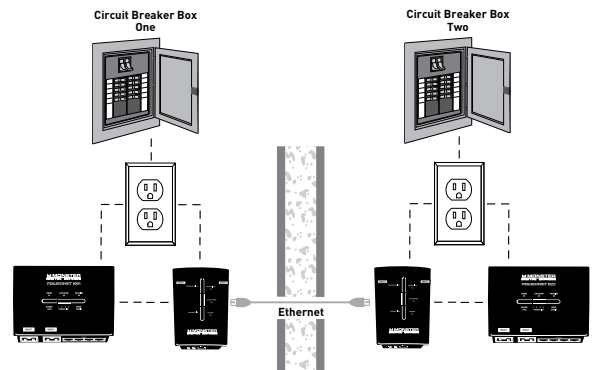
- Try power cycling the unit by unplugging it from the wall for 10 seconds and plugging it in again.
- Use a pin and hold the Reset Button down for two seconds on each unit you are trying to connect. The PowerNet device lights will flash, the units will reset and attempt to link using default factory settings.
- Try plugging the PowerNet device into an adjacent plug.
- PowerNet devices work better when plugged directly into the wall outlet. Connecting PowerNet devices to a power strip or surge protector may degrade network performance or completely stop network signals.
- PowerNet devices should not be used on GFI protected outlets as some outlets will filter out PowerNet signal.
- PowerNet devices should not be used in areas with excessive heat.
- Certain florescent or incandescent lights are noise sources on the electrical and can cause performance degradation.

DO NOT plug the PowerNet 300 into a powerstrip with surge protection. Doing so may severely slow down PowerNet communications



If your home or office uses more than one circuit breaker box, your PowerNet devices may not be able to communicate because the electrical lines are separated. If this is the case, you can connect two PowerNets together with an Ethernet cable to bridge the separate electrical circuits.

Locate two outlets that are relatively close to each other (preferably in the same room) that are on separate circuits. In many homes, the kitchen has outlets that are on separate circuits that could make a short, easy connection. Plug a PowerNet device into each outlet, and connect the two together using an Ethernet cable. All outlets in the building should now be able to connect to your PowerNet network.



WARRANTY

LIMITED WARRANTY FOR CONSUMERS

Monster, LLC, 7251 West Lake Mead Blvd., Las Vegas, NV 89128, USA ("Monster") extends to You this Limited Warranty. Statutory or common law may provide You with additional rights or remedies, which shall not be affected by this Limited Warranty.

DEFINITIONS

"Adequate Use" means use of the Product and Connected Equipment (i) within a home or dwelling, (ii) for private (as opposed to commercial) purposes, (iii) in conformance with all applicable local, state or federal law, code or regulations (including without limitation building and/or electrical codes), (iv) in accordance with manufacturer recommendations and/or instructions in the materials and documentation that accompany the Product and any Connected Equipment, (v) with proper electrical grounding, (vi) with proper and direct connection between the Product and an AC power source that has protective grounding (excluding gas or diesel powered generators), (vii) with cable or telephone lines to any Connected Equipment properly connected to the Product, and (viii) without a connection in a "daisy-chain" fashion to or with any extension cord, surge suppressor, power strip, uninterruptible power supply ("UPS") or other equipment.

"Authorized Dealer" means any distributor, reseller or retailer that (i) was duly authorized to do business in the jurisdiction where it sold the Product to You, (ii) was permitted to sell You the Product under the laws of the jurisdiction where You bought the Product, and (iii) sold You the Product new and in its original packaging.

"Connected Equipment" means any device that is (i) generally suited to be used with the Product or products of the same kind, (ii) meets the requirements of all applicable laws and safety standards, (iii) contains only parts manufactured, sold or recommended by the original manufacturer of the Connected Equipment, and (iv) has not been altered, tampered with or modified by any person other than its manufacturer or service personnel authorized or recommended by the manufacturer of the Connected Equipment.

"Connected Equipment Damage" means physical damage caused to Connected Equipment due to a Product Defect (i) by a transient AC power, cable, telephone, or lightning surge while connected

to a properly installed Product, (ii) not by a defect or unrelated damaging of the Connected Equipment or a surge/spike or lightning strike through a source, medium or connection other than through the Product, and (iii) does not extend to loss of data or consequential, indirect or special damages resulting from the Connected Equipment Damage.

"Fair Market Value" ("FMV") means the fair market value of the Connected Equipment at the time Connected Equipment Damage occurs.

"Formal Warranty Claim" means a claim made in accordance with the section "Formal Warranty Claims" herein.

"Maximum Coverage Amount" means the maximum amount that Monster will pay to You under this Limited Warranty for Connected Equipment Damages and is defined in relation to each Product in the Specifications Table below.

"Product" means a Product (i) that is listed in the Specifications Table below, (ii) that You bought from an Authorized Dealer new and in its original packaging, and (iii) whose serial number, if any, has not been removed, altered, or defaced.

"Product Defect" means a defect, malfunction, non-conformance to this Limited Warranty or other inadequacy of the Product that existed at the time when You received the Product from an Authorized Dealer and that causes a failure of the Product to perform in accordance with Monster's documentation accompanying the Product, unless such failure has been caused completely or partly by (a) any use other than Adequate Use, (b) transportation, neglect, misuse or abuse by anyone other than Monster's employees; (c) alteration, tampering or modification of the product by anyone other than a Monster employee; (d) accident (other than a malfunction that would otherwise qualify as a Product Defect); (e) maintenance or service of the Product by anyone other than a Monster employee; (f) exposure of the Product to heat, bright light, sun, liquids, sand or other contaminants; or (g) acts outside the control of Monster, including without limitation acts of God, fire, storms (excluding lightning surges), earthquake or flood.

"Warranty Period" means the time period during which Monster must have received Your Formal Warranty Claim. The different Warranty Periods related to Product Defects and Connected Equipment Damage are defined in the Specifications Table below. The Warranty Period commences on the date when You purchased or received (whichever occurs later) the Product from an Authorized Dealer as

evidenced by the Authorized Dealer’s invoice, sales receipt or packing slip. If You do not have written proof of the date of purchase or receipt, then the Warranty Period commences three (3) months after the date when the Product left Monster’s factory as evidenced by Monster’s records. The Warranty Period ends after the time defined in the Specifications Table has expired, or after You have transferred ownership of the Product, whichever occurs earlier. Also, You must call Monster and obtain a Return Authorization Number (as described under “How to Make a Claim”) within two (2) months after You discover a Product Defect (or should have discovered it, if such Product Defect was obvious).

“You” means the first individual person that purchased the Product in its original packaging from an Authorized Dealer. This Limited Warranty does not apply to persons or entities that bought the Product (i) in used or unpackaged form, (ii) for resale, lease or other commercial use, or (iii) from someone other than an Authorized Dealer.

SCOPE OF THIS LIMITED WARRANTY

PRODUCTS. If a Product contained a Product Defect when You bought it from an Authorized Dealer and Monster receives a Formal Warranty Claim from You within two (2) months after You discover such Product Defect (or should have discovered it, if such Product Defect was obvious) and before the end of the Warranty Period for Product Defects applicable to the affected Product, then Monster will provide You with one of the following remedies: Monster will (1) repair or, at Monster’s sole discretion, replace the Product, or (2) refund to You the purchase price You paid to the Authorized Dealer for the affected Product if repair or replacement is not commercially practicable or cannot be timely made.

CONNECTED EQUIPMENT DAMAGE. Monster will also provide You with a remedy regarding Connected Equipment Damage if (i) You have a claim under the Limited Warranty for Products because of a Product Defect that causes Connected Equipment Damage despite Adequate Use, and (ii) Monster receives a Formal Warranty Claim from You before the end of the Warranty Period for Connected Equipment Damage applicable to the affected Product. If the conditions listed in the preceding sentence are met, Monster will provide You with one of the following remedies provided that Monster may decide at its sole discretion which of the three remedies it provides: Monster will (1) replace the damaged Connected Equipment; (2) pay to repair the damaged Connected Equipment; or (3) pay You the FMV

of the Connected Equipment, provided that such payments shall not exceed (i) the Maximum Coverage Amount for the Product, or (ii) the actual damage having arisen from power surges due to a Product Defect. NOTE: COMPENSATION FOR RESTORATION OF DATA LOSS IS NOT COVERED AND MONSTER DOES NOT ASSUME ANY LIABILITY FOR ANY INCIDENTAL, CONSEQUENTIAL OR INDIRECT DAMAGES UNDER THIS LIMITED WARRANTY. SOME STATES DO NOT ALLOW THE EXCLUSION OR LIMITATION OF INCIDENTAL OR CONSEQUENTIAL DAMAGES, SO THE ABOVE LIMITATION OR EXCLUSION MAY NOT APPLY TO YOU.

GENERAL PROVISIONS

CHOICE OF LAW/JURISDICTION. This Limited Warranty and any disputes arising out of or in connection with this Limited Warranty (“Disputes”) shall be governed by the laws of the State of California, USA, excluding conflicts of law principles and excluding the Convention for the International Sale of Goods. The courts located in the State of California, USA shall have exclusive jurisdiction over any Disputes. OTHER RIGHTS. THIS LIMITED WARRANTY GIVES YOU SPECIFIC LEGAL RIGHTS, AND YOU MAY ALSO HAVE OTHER RIGHTS, WHICH VARY FROM STATE TO STATE. THIS WARRANTY EXTENDS ONLY TO YOU AND CANNOT BE TRANSFERRED OR ASSIGNED. If any provision of this Limited Warranty is unlawful, void or unenforceable, that provision shall be deemed severable and shall not affect any remaining provisions. In case of any inconsistency between the English and other versions of this Limited Warranty, the English version shall prevail.

REGISTRATION. Please register Your Product at [MonsterPower.com](https://monsterpower.com). Failure to register will not diminish Your warranty rights.

SPECIFICATIONS TABLE

Product Model No.	Warranty Period for Product	Maximum Coverage Amount U.S.	Warranty Period for Connected Equipment Damage
PowerNet 300	1 Year	\$50,000	5 Years

FORMAL WARRANTY CLAIM

HOW TO MAKE A CLAIM. In the event damage has occurred to Products or Connected Equipment, You must follow these instructions: (1) Call Monster within two (2) months after You discover a Product Defect (or should have discovered it, if such Product Defect was obvious); (2) Give a detailed explanation of how the damage occurred; (3) Obtain a Return Authorization Number; (4) Upon receipt of a claim form (which may be sent to You after You filed Your Formal Warranty Claim), fill out the claim form entirely; (5) Return the Products, shipping prepaid by You (to be refunded if You are entitled to a remedy under the Scope of this Limited Warranty), to Monster for verification of damage, along with a copy of Your original sales receipts and proof of purchase (UPC label or packing slip) for such Products, the completed claim form, and printed Return Authorization Number on the outside of the return package (the claim form will include instructions for return).

TELEPHONE NUMBERS. United States, 1 877 800-8989, Canada 866-348-4171, Ireland 353 65 68 69 354, Belgium 0800-79201, Czech Republic 800-142471, Denmark 8088-2128, Finland 800-112768, France 0800-918201, Germany 0800-1819388, Greece 800-353-12008, Italy 900-982-909, Netherlands 0800-0228919, Norway 800-10906, Russia 810-800-20051353, Spain 900-982-909, Sweden 020-792650, United Kingdom 0800-0569520

FURTHER PROCEEDINGS. Monster will determine whether a Product Defect existed and the damage to the Connected Equipment was caused by the Product. You must allow Monster access to the premises and site where the damage occurred and all equipment and property related thereto for Monster inspection by its employees or authorized representatives. Monster may, at its discretion, direct You to obtain a repair estimate at a service center or, to send the Connected Equipment to Monster for repair. If a repair estimate is required, You will be instructed on how to properly submit the estimate and the resulting invoice to Monster for payment. Any fees for repairs may be negotiated by Monster.

TIMING. If You bring a Formal Warranty Claim and fully comply with all terms and conditions of this Limited Warranty, Monster will use its best efforts to provide You with a remedy within thirty (30) days after receipt of Your Formal Warranty Claim (if You reside in the United States - forty-five (45) days if You reside elsewhere), unless obstacles outside Monster's control delay the process.

Vers 1/26/2005 – US/EU ©2003 - 2009 Monster, LLC

NOTES



We invite you to visit the Monsters at:

MonsterCable.com

©2009 Monster, LLC.
7251 West Lake Mead Blvd.
Las Vegas, NV 89128 USA

Monster, the M logo, Digital Life, the Monster Digital Life logo, Digital Express, the Monster Digital Express logo, PowerNet, the PowerNet logo, Clean Power, the Monster PLC Clean Power bar, Dual Mode Plus, the Dual Mode Plus bar, the warranty logo, the RoHS compliant logo, Monster Technology, the product and packaging are trademarks or registered trademarks of Monster Cable Products, Inc., or its subsidiaries in the United States and other countries.

PlayStation is a trademark of Sony Computer Entertainment Inc. TiVo is a trademarks of TiVo Inc. or its subsidiaries worldwide, Xbox is a trademark of Microsoft Corporation in the U.S. and/or other countries. Vudu is a trademark of Vudu, Inc.

The Monster PowerNet™ 300 is protected under the following patents: US 6,473,510 B1; Taiwan NI-130119; China ZL 99107639.7

rm 195312