



System Performance Check Data(Body)

Type: Phone measurement (Complete)
 Area scan resolution: dx=8mm,dy=8mm
 Zoom scan resolution: dx=8mm, dy=8mm, dz=5mm
 Date of measurement: 2015.10.16
 Measurement duration: 13 minutes 33 seconds

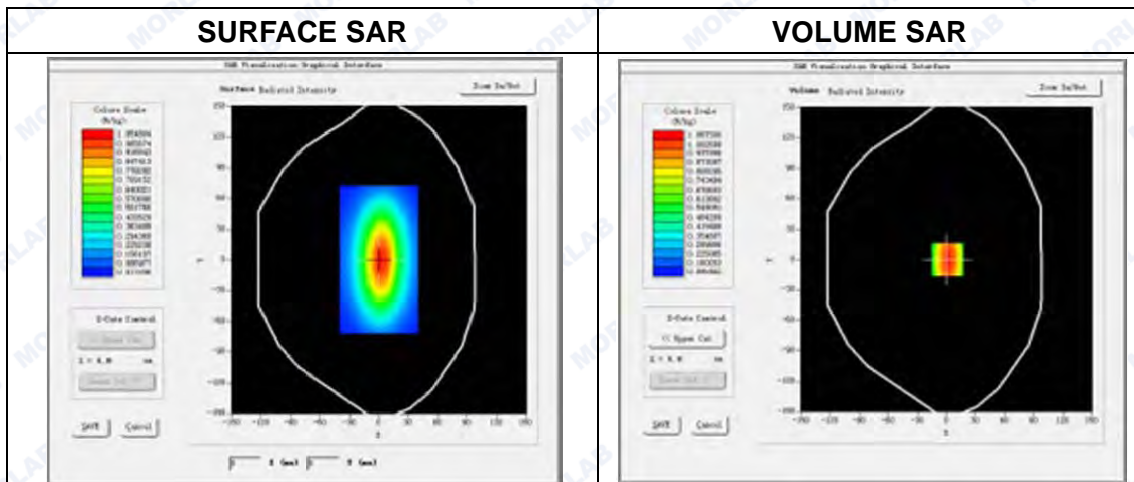
A. Experimental conditions.

Phantom File	surf_sam_plan.txt
Phantom	Flat Plane
Device Position	
Band	750MHz
Channels	
Signal	CW

B. SAR Measurement Results

Band SAR

Frequency (MHz)	750.000000
Relative permittivity (real part)	54.481205
Conductivity (S/m)	0.928568
Power drift (%)	-2.100000
Ambient Temperature:	22.9°C
Liquid Temperature:	22.1°C
ConvF:	6.96
Crest factor:	1:1






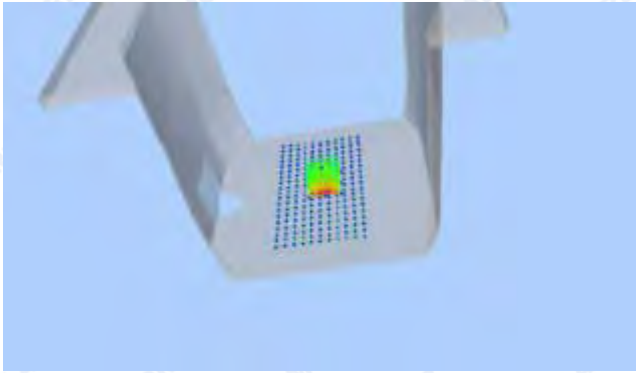
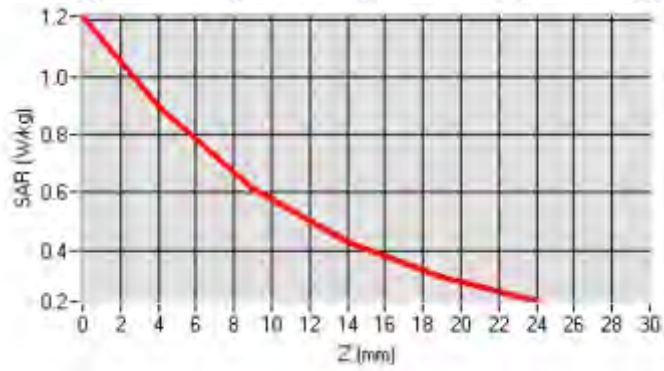
Maximum location: X=1.00, Y=0.00

SAR Peak: 1.30 W/kg

SAR 10g (W/Kg)	0.546521
SAR 1g (W/Kg)	0.841305

Z Axis Scan

Z (mm)	0	4	9	14	19	24	29
SAR(W/Kg)	1.27421	0.84683	0.56210	0.49031	0.30346	0.24201	0.10420





System Performance Check Data(Body)

Type: Phone measurement (Complete)

Area scan resolution: dx=8mm,dy=8mm

Zoom scan resolution: dx=8mm, dy=8mm, dz=5mm

Date of measurement: 2015.10.16

Measurement duration: 13 minutes 30 seconds

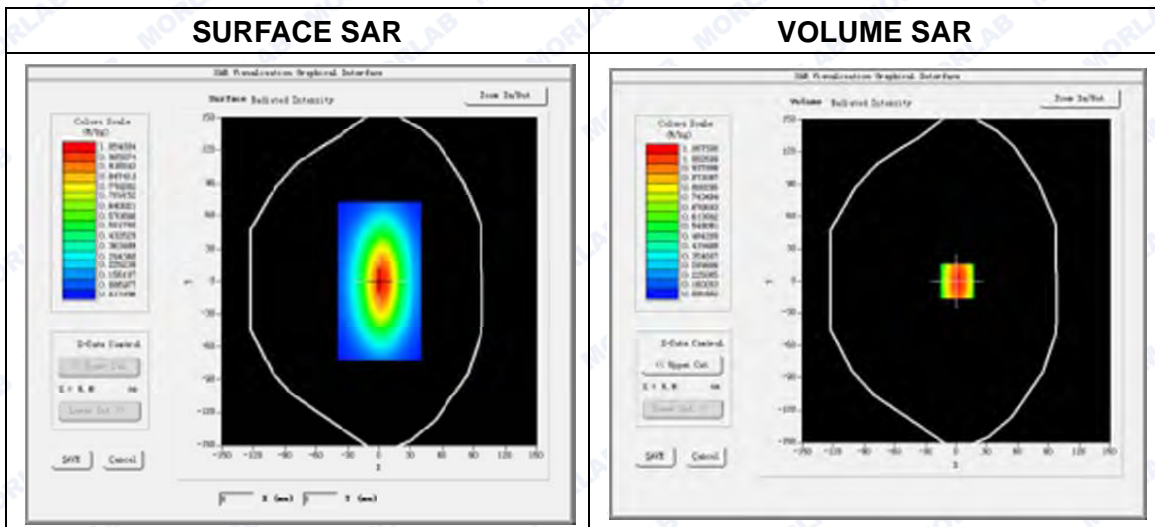
A. Experimental conditions.

Phantom File	surf_sam_plan.txt
Phantom	Flat Plane
Device Position	
Band	835MHz
Channels	
Signal	CW

B. SAR Measurement Results

Band SAR

Frequency (MHz)	835.000000
Relative permittivity (real part)	55.693058
Conductivity (S/m)	0.970859
Power drift (%)	-0.810000
Ambient Temperature:	22.9°C
Liquid Temperature:	22.1°C
ConvF:	6.99
Crest factor:	1:1




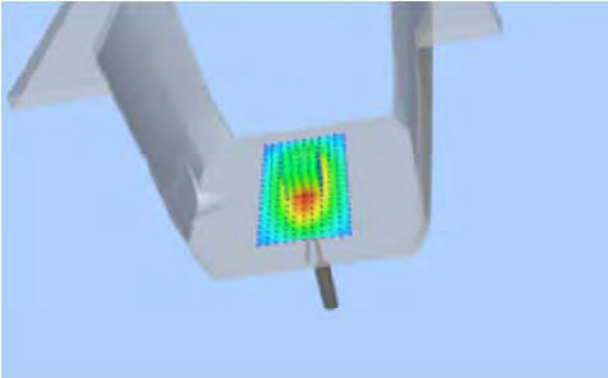
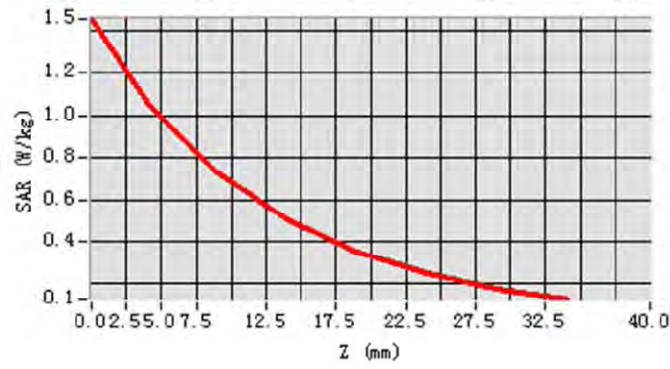


Maximum location: X=7.00, Y=-1.00

SAR 10g (W/Kg)	0.678062
SAR 1g (W/Kg)	0.992185

Z Axis Scan

Z (mm)	0	4	9	14	19	24	29
SAR(W/Kg)	1.5216	1.2714	0.7630	0.5421	0.4112	0.2518	0.1912





System Performance Check Data(Body)

Type: Phone measurement (Complete)

Area scan resolution: dx=8mm,dy=8mm

Zoom scan resolution: dx=8mm, dy=8mm, dz=5mm

Date of measurement: 2015.10.17

Measurement duration: 13 minutes 26 seconds

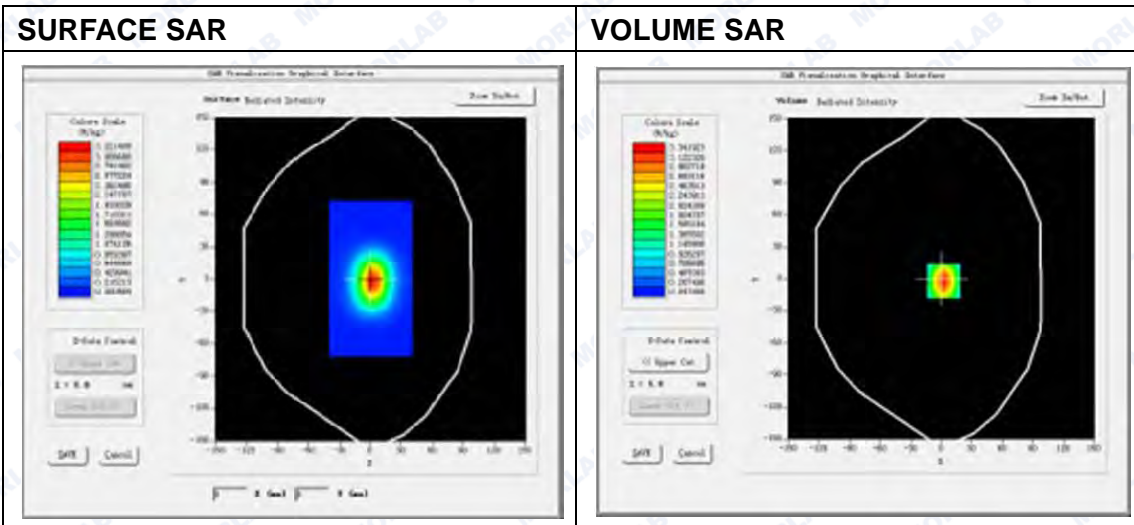
A. Experimental conditions.

Phantom File	surf_sam_plan.txt
Phantom	Flat Plane
Device Position	
Band	1900MHz
Channels	
Signal	CW

B. SAR Measurement Results

Band SAR

Frequency (MHz)	1900.000000
Relative permittivity (real part)	53.103586
Conductivity (S/m)	1.532437
Power drift (%)	-1.240000
Ambient Temperature:	22.9°C
Liquid Temperature:	22.1°C
ConvF:	6.17
Crest factor:	1:1

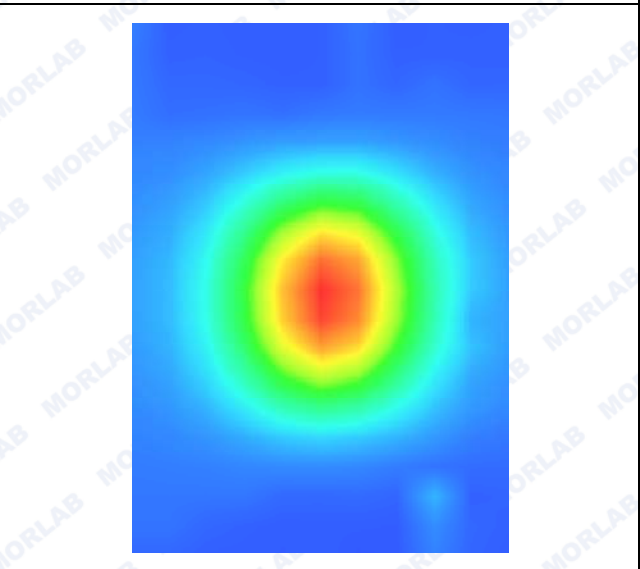

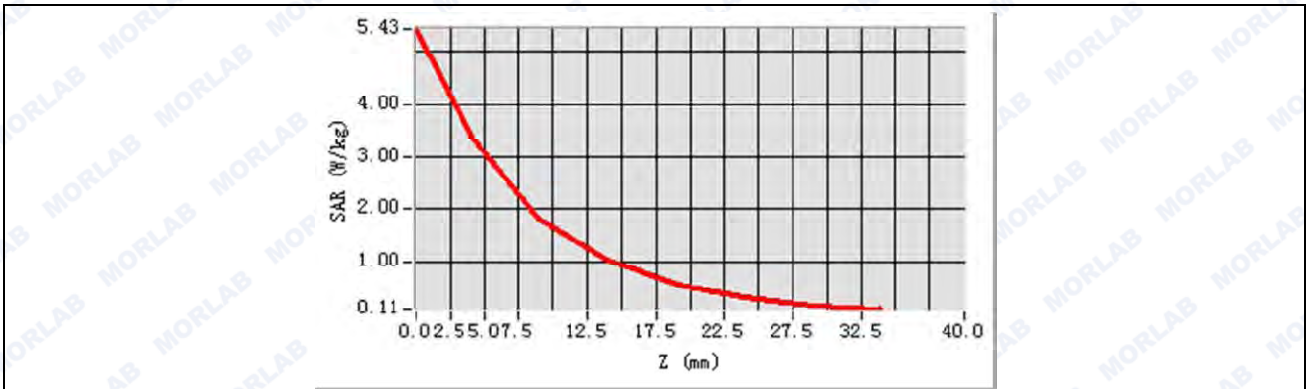




Maximum location: X=2.00, Y=2.00

SAR 10g (W/Kg)	1.990125
SAR 1g (W/Kg)	4.348257

Z Axis Scan





System Performance Check Data(Body)

Type: Phone measurement (Complete)

Area scan resolution: dx=8mm,dy=8mm

Zoom scan resolution: dx=5mm, dy=5mm, dz=5mm

Date of measurement: 2015.10.17

Measurement duration: 13 minutes 27 seconds

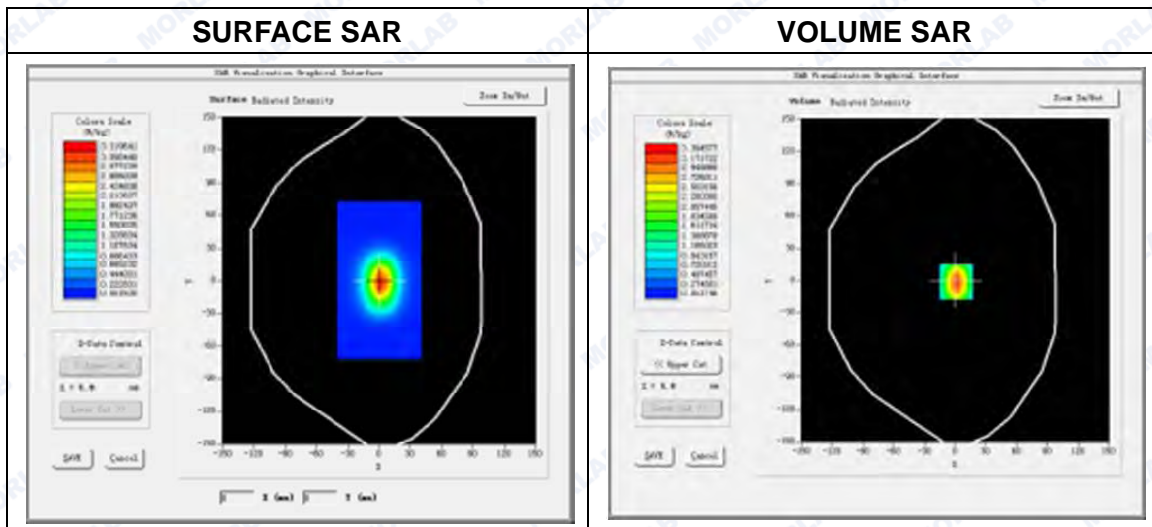
A. Experimental conditions.

Phantom File	surf_sam_plan.txt
Phantom	Validation plane
Device Position	
Band	2450MHz
Channels	
Signal	CW

B. SAR Measurement Results

Band SAR

Frequency (MHz)	2450.000000
Relative permittivity (real part)	52.520397
Conductivity (S/m)	1.928859
Power Drift (%)	0.630000
Ambient Temperature:	22.9°C
Liquid Temperature:	22.1°C
ConvF:	4.96
Crest factor:	1:1

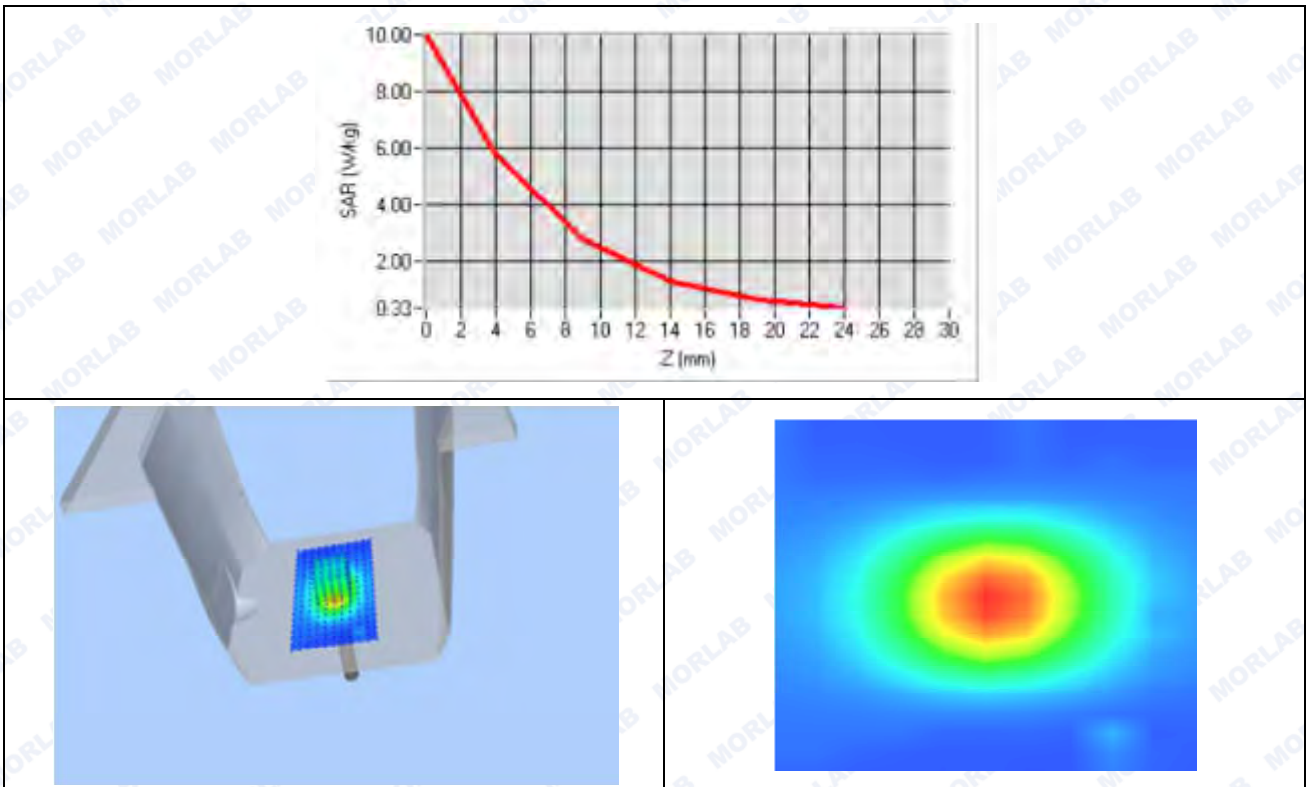




Maximum location: X=7.00, Y=6.00

SAR 10g (W/Kg)	2.685124
SAR 1g (W/Kg)	5.442957

Z Axis Scan





System Performance Check Data(Body)

Type: Phone measurement (Complete)
 Area scan resolution: dx=8mm,dy=8mm
 Zoom scan resolution: dx=5mm, dy=5mm, dz=5mm
 Date of measurement: 2015.10.17
 Measurement duration: 13 minutes 27 seconds

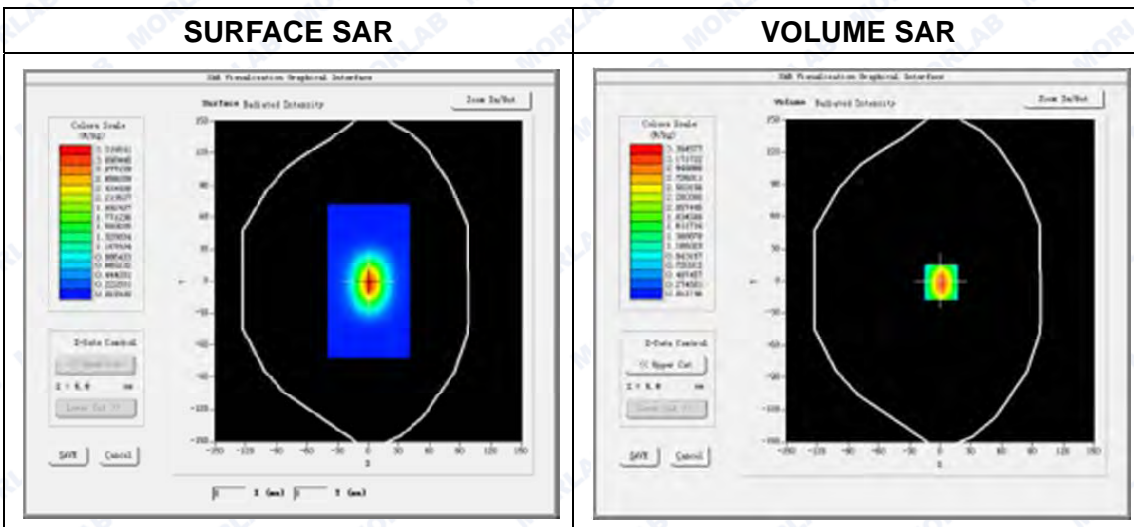
A. Experimental conditions.

Phantom File	surf_sam_plan.txt
Phantom	Validation plane
Device Position	
Band	2600MHz
Channels	
Signal	CW

B. SAR Measurement Results

Band SAR

Frequency (MHz)	2600.000000
Relative permittivity (real part)	52.451438
Conductivity (S/m)	2.104408
Power Drift (%)	0.520000
Ambient Temperature:	22.9°C
Liquid Temperature:	22.1°C
ConvF:	4.96
Crest factor:	1:1





Maximum location: X=3.00, Y=1.00

SAR 10g (W/Kg)	2.521450
SAR 1g (W/Kg)	5.487264

Z Axis Scan

