



# Monster Power® GreenPower™

## HDP 900G PowerCenter™

### Instructions and Warranty Information



MonsterPower.com

©2009 Monster, LLC.  
7251 West Lake Mead Blvd.  
Las Vegas, NV 89128 USA

rm 195171

### A NOTE FROM THE HEAD MONSTER™



THANK YOU for purchasing the Monster

Power® GreenPower™ HDP 900G PowerCenter.

Today's high definition components use

digital microprocessors to deliver incredible

picture and sound. But this delicate digital circuitry is

vulnerable to even small variations in power. The HDP

900G features advanced surge protection and power

filtering to protect your home theater equipment, plus

GreenPower switched outlets to save money and energy.

The HDP 900G features GreenPower switched outlets that

automatically shut off when you're not using the equipment

connected to them. This stops energy waste caused by

flat-screen TVs, DVD/Blu-ray Disc™ players, subwoofers

and other components in stand-by mode.

Exclusive Dual Mode Plus™ automatic disconnect protection circuitry protects against

even the most powerful surges. There are also surge-protected connections on coax,

phone and network lines for complete protection of all connected equipment.

Patented Monster HD Clean Power® is specifically engineered for today's high definition

home theater components. Its filters are precision-engineered to virtually stop the

electromagnetic and radio frequency noise that goes right through typical surge

protectors. This advanced technology reduces stress on delicate digital circuitry,

maximizing the lifespan of connected equipment and delivering improved performance.

These days, AV components are better than ever, providing surround sound and razor

sharp HD picture. With Monster Power, you'll have peace of mind knowing your home

theater investment is protected and that you're getting all the performance you paid for,

while saving money and energy with GreenPower.

Noel Lee,  
The Head Monster

"Small surges can occur  
hundreds of times a day or a  
few times a week. A single, powerful  
surge literally melts, welds,  
pits and burns its way  
through solid state circuits."  
- PG&E, One of the U.S.  
Largest Power Utilities



Save Energy, Save Money  
and Reduce Your Carbon Footprint

Monster GreenPower™ is a revolutionary new way to

automatically eliminate energy waste and save money.

Simply plug your HDTV or AV receiver into the Monster

GreenPower Control outlet. When it's turned off or

goes to sleep, the Monster GreenPower outlets switch

off, automatically eliminating energy wasted by your

subwoofer, DVD player, and more, when you're not using

them. When your HDTV or AV receiver switches back on,

the GreenPower outlets automatically power up again.



For added protection against more powerful surges and spikes, advanced Monster Dual

Mode Plus™ circuitry automatically disconnects your AV equipment from the live power

line to isolate your equipment from dangerous AC power conditions. Dual Mode Plus also

sounds an alarm to alert you that your PowerCenter has protected your electronics.



Patented HD Clean Power® Removes Noise and Interference

to Protect Your AV Equipment and Maximize Performance

Your home's electricity is full of noise and interference caused by all of your appliances

and electronics: cell phones, computers, even your lights, all contribute to the problem.

This "dirty power" stresses the delicate digital circuitry inside HDTVs and other home

theater equipment, reducing their performance and potentially shortening their lives.

However, ordinary surge protectors can't remove the effects of dirty power.

The HDP 900G features HD Clean Power filtering that is precision-engineered to

remove electrical noise and interference. This protects the delicate circuitry inside your

HDTV and other electronics from unnecessary wear. HD Clean Power maximizes your

equipment's life span and ensures the best possible picture and sound performance.

### HDP 900G SPECIFICATIONS

●

Ultra-Wide Spaced Outlets

Easily fit bulky power adapters

without blocking adjacent outlets

PIC Compatible Outlet

Makes hook-up easy

and eliminates unplugging

the wrong component

Surge Protected

Provides surge protection

against damaging voltage

surges and spikes

from the network line

Network Connections

Surge Protected Coaxial Cable Connections

Provides surge protection for cable and satellite

connections. The input connects the coaxial cable

from your antenna or your satellite dish. The

output connects the coaxial cable to your TV or

cable box input or your satellite receiver input

Mountable Design

For easy mounting

to desk or AV cabinet

Phone Connections

Phone connections provide surge protection

against damaging voltage surges and spikes

from the phone line. This PowerCenter also

incorporates a phone splitter for convenience

Surge Protected

Controls switched outlets

for automatic energy savings

GreenPower™ Control Outlet

Automatically turned on and off

by GreenPower Control Outlet

8 ft. PowerLine™ 100 Cable

-High capacity for maximum power delivery

-Lays flat to let furniture hug walls

-Angled design won't block adjacent outlets

FlatProfile™ Plug

For maximum corrosion

resistance and power transfer

24K Gold Contacts

Indicates that the wall outlet that

the PowerCenter is plugged into

is properly grounded

"Ground OK" Diagnostic Light

Indicates that connected audio and

video equipment is protected

"Protection On" LED

Disables/enables GreenPower

GreenPower Switch

Turns the PowerCenter on and off.

The switch lights up when turned to

the "On" position, providing power to

components plugged into the outlets

Illuminated Power ON/OFF Switch

Turns the PowerCenter on and off.

The switch lights up when turned to

the "On" position, providing power to

components plugged into the outlets

Ultra-Wide Spaced Outlets

Easily fit bulky power adapters

without blocking adjacent outlets

PIC Compatible Outlet

Makes hook-up easy

and eliminates unplugging

the wrong component

Surge Protected

Provides surge protection

against damaging voltage

surges and spikes

from the network line

Network Connections

Surge Protected Coaxial Cable Connections

Provides surge protection for cable and satellite

connections. The input connects the coaxial cable

from your antenna or your satellite dish. The

output connects the coaxial cable to your TV or

cable box input or your satellite receiver input

Mountable Design

For easy mounting

to desk or AV cabinet

Phone Connections

Phone connections provide surge protection

against damaging voltage surges and spikes

from the phone line. This PowerCenter also

incorporates a phone splitter for convenience

Surge Protected

Controls switched outlets

for automatic energy savings

GreenPower™ Control Outlet

Automatically turned on and off

by GreenPower Control Outlet

8 ft. PowerLine™ 100 Cable

-High capacity for maximum power delivery

-Lays flat to let furniture hug walls

-Angled design won't block adjacent outlets

FlatProfile™ Plug

For maximum corrosion

resistance and power transfer

24K Gold Contacts

Indicates that the wall outlet that

the PowerCenter is plugged into

is properly grounded

"Ground OK" Diagnostic Light

Indicates that connected audio and

video equipment is protected

"Protection On" LED

Disables/enables GreenPower

GreenPower Switch

Turns the PowerCenter on and off.

The switch lights up when turned to

the "On" position, providing power to

components plugged into the outlets

Illuminated Power ON/OFF Switch

Turns the PowerCenter on and off.

The switch lights up when turned to

the "On" position, providing power to

components plugged into the outlets

Ultra-Wide Spaced Outlets

Easily fit bulky power adapters

without blocking adjacent outlets

PIC Compatible Outlet

Makes hook-up easy

and eliminates unplugging

the wrong component

Surge Protected

Provides surge protection

against damaging voltage

surges and spikes

from the network line

Network Connections

Surge Protected Coaxial Cable Connections

Provides surge protection for cable and satellite

connections. The input connects the coaxial cable

from your antenna or your satellite dish. The

output connects the coaxial cable to your TV or

cable box input or your satellite receiver input

Mountable Design

For easy mounting

to desk or AV cabinet

Phone Connections

Phone connections provide surge protection

against damaging voltage surges and spikes

from the phone line. This PowerCenter also

incorporates a phone splitter for convenience

Surge Protected

Controls switched outlets

for automatic energy savings

GreenPower™ Control Outlet

Automatically turned on and off

by GreenPower Control Outlet

8 ft. PowerLine™ 100 Cable

-High capacity for maximum power delivery

-Lays flat to let furniture hug walls

-Angled design won't block adjacent outlets

FlatProfile™ Plug

For maximum corrosion

resistance and power transfer

24K Gold Contacts

Indicates that the wall outlet that

the PowerCenter is plugged into

is properly grounded

"Ground OK" Diagnostic Light

Indicates that connected audio and

video equipment is protected

"Protection On" LED

Disables/enables GreenPower

GreenPower Switch

Turns the PowerCenter on and off.

The switch lights up when turned to

the "On" position, providing power to

components plugged into the outlets

Illuminated Power ON/OFF Switch

Turns the PowerCenter on and off.

The switch lights up when turned to

the "On" position, providing power to

components plugged into the outlets

Ultra-Wide Spaced Outlets

Easily fit bulky power adapters

without blocking adjacent outlets

PIC Compatible Outlet

Makes hook-up easy

and eliminates unplugging

the wrong component

Surge Protected

Provides surge protection

against damaging voltage

surges and spikes

from the network line

Network Connections

Surge Protected Coaxial Cable Connections

Provides surge protection for cable and satellite

connections. The input connects the coaxial cable

from your antenna or your satellite dish. The

output connects the coaxial cable to your TV or

cable box input or your satellite receiver input

Mountable Design

For easy mounting

to desk or AV cabinet

Phone Connections

Phone connections provide surge protection

against damaging voltage surges and spikes

from the phone line. This PowerCenter also

incorporates a phone splitter for convenience

Surge Protected

Controls switched outlets

for automatic energy savings

GreenPower™ Control Outlet

Automatically turned on and off

by GreenPower Control Outlet

8 ft. PowerLine™ 100 Cable

-High capacity for maximum power delivery

-Lays flat to let furniture hug walls

-Angled design won't block adjacent outlets

FlatProfile™ Plug

For maximum corrosion

resistance and power transfer

24K Gold Contacts

Indicates that the wall outlet that

the PowerCenter is plugged into

is properly grounded

"Ground OK" Diagnostic Light

Indicates that connected audio and

video equipment is protected

"Protection On" LED

Disables/enables GreenPower

GreenPower Switch

Turns the PowerCenter on and off.

The switch lights up when turned to

the "On" position, providing power to

components plugged into the outlets

Illuminated Power ON/OFF Switch

Turns the PowerCenter on and off.

The switch lights up when turned to

the "On" position, providing power to

components plugged into the outlets

Ultra-Wide Spaced Outlets

Easily fit bulky power adapters

without blocking adjacent outlets

PIC Compatible Outlet

Makes hook-up easy

and eliminates unplugging

the wrong component

Surge Protected

Provides surge protection

against damaging voltage

surges and spikes

from the network line

Network Connections

Surge Protected Coaxial Cable Connections

Provides surge protection for cable and satellite

connections. The input connects the coaxial cable

from your antenna or your satellite dish. The

output connects the coaxial cable to your TV or

cable box input or your satellite receiver input

Mountable Design

For easy mounting

to desk or AV cabinet

Phone Connections

Phone connections provide surge protection

against damaging voltage surges and spikes

from the phone line. This PowerCenter also

incorporates a phone splitter for convenience

Surge Protected

Controls switched outlets

for automatic energy savings

HOOK-UP GUIDE

Attach a Monster Power identification label to each component's power cord before you plug it into the appropriate color-coded PowerCenter outlet.

Plug each component's power cord (HDTV, AV receiver, Cable/Satellite box, etc.) into the PowerCenter's corresponding outlet.

**NOTE:** The outlets on your PowerCenter are labeled for your convenience. It will not harm your equipment to plug into an outlet that's labeled differently.

CONNECTING TO GREENPOWER OUTLETS

1. Connect your AV Receiver or HDTV to the "GREENPOWER CONTROL" outlet.
2. Connect devices such as Plasma TV, Subwoofer, and DVD/Blu-ray Disc™ Player to "GREENPOWER CONTROLLED" switched outlets so they won't use power when the component connected to the "GREENPOWER CONTROL" outlet is powered off or in sleep mode.

**NOTE:** If you don't want any outlets to automatically switch off, Monster GreenPower can be disabled by the switch located on the end of the PowerCenter.

**CAUTION:** Important data and settings store on hard drives (recorded TV shows, game saves, etc.) may be corrupted or deleted if power is turned off while the hard drive is being read from or written to.

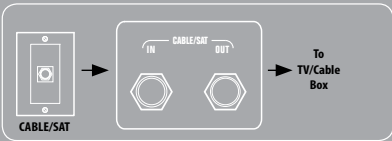
If you hook up a hard drive-based device such as a TiVo®, DVR or video game console to a "GREENPOWER CONTROLLED," switched outlet, make sure the device is NOT being read from or written to when you turn off the equipment connected to the "GREENPOWER CONTROL" outlet.

To ensure against the possibility of data loss or corruption, you should connect hard drive-based devices to unswitched outlets or disable GreenPower using the switch located on the end of the PowerCenter.

Monster assumes no responsibility for data loss, corruption or damage to hard drive-based devices connected to PowerCenters with GreenPower automatic outlet switching.

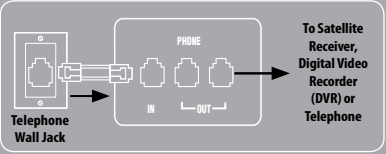
COAXIAL CONNECTIONS HOOK-UP

Coaxial Connections provide surge protection against damaging voltage surges and spikes on the incoming cable TV and satellite lines.



PHONE CONNECTIONS HOOK-UP

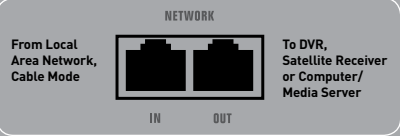
Phone connections provide surge protection against damaging voltage surges and spikes coming from the phone line. This PowerCenter also incorporates a splitter for convenience. Protect Phone Line Connections as follows:



NETWORK CONNECTION HOOK-UP

Network (Ethernet RJ45) connections provide surge protection against damaging voltage surges and spikes coming from the Ethernet line or local area network (LAN).

Protect Network Connections as Follows:



To ensure complete power surge protection, all lines that connect to your AV components need to be connected to surge protected connections on the PowerCenter.

WALL-MOUNTING INSTRUCTIONS

The PowerCenter comes with keyholes for convenient wall-mounting.

1. Select the best location to mount the PowerCenter and mark the position for the four mounting screws (screws not supplied).
2. Drive pan-head screws with spacer eyelets into the wall (use drywall anchors for hollow walls) at the locations you marked, leaving the eyelet exposed.
3. Position the key-holes on the back of the unit over the screw/eyelets and slide the PowerCenter down until it locks into position.



SAFETY PRECAUTIONS

IMPORTANT SAFETY INFORMATION

Please read and observe the following safety points at all times.

WARNING – Power Sources

Do not plug this PowerCenter™ into a power outlet that differs from the source indicated for safe use on the PowerCenter. If you don't know the type of electrical power that is supplied to your home, consult your local power company or a qualified electrician.

WARNING – Grounding and Polarization

- A. Do not force your PowerCenter plug into an outlet that is not designed to accept a three-wire grounded-type AC plug (a three-prong plug). This plug is designed to be inserted into a grounded-type outlet only. If this plug doesn't fit directly inside your outlet, do not attempt to force it into the outlet. Never attempt to dismantle the plug in any way (or to alter the power cord). Do not attempt to defeat the grounding feature by using a 3-to-2 prong adapter. If you have questions about grounding, consult your local power company or a qualified electrician.
- B. If you use rooftop devices such as satellite dishes, antennas, or any other component with wire that connects to your PowerCenter, be sure the wire(s) is properly grounded. This protects against voltage surges and static charges.
- C. Do not place any antenna near overhead power lines or any other power circuit. Do not touch any power line or power circuit. Doing so may cause severe physical injury or possibly death.

WARNING – Liquid: Avoiding Electrical Shocks

- A. Do not operate your Monster PowerCenter® if liquid of any kind is spilled onto or inside the unit.
- B. Do not operate your Monster PowerCenter near rain or water that's spilled or contained (e.g., bathtub, kitchen sink).

WARNING – Power Cord Safety

- A. When routing your PowerCenter's AC power cord, do not place it near heavy foot traffic areas (e.g., hallways, doorways, and floors). Do not create a trip hazard with the power cord.
- B. If your power cord's protective jacket begins to rip or fray, exposing the internal wiring, shielding, etc., disconnect it from the AC power source and discontinue use of the Monster PowerCenter immediately. See the Warranty Information section of this owner's manual for important details.

WARNING – Storm Precautions

In the event of a lightning storm, it's always a good idea to disconnect your Monster PowerCenter from the power outlet; there is no need to disconnect your separate AV components. Make sure that ALL of your AV components and PC products are protected with Monster Power.

WARNING – No User Serviceable Parts Inside

If, for any reason, your PowerCenter is not operating properly, do not remove any part of the unit (cover, etc.) for repair. Unplug the unit and consult the Warranty Information section of this owner's manual for important details.

⚠ CAUTION – Exposure To Heat

Do not expose your PowerCenter to direct sunlight or place it near wall heaters, space heaters, or any enclosed space prone to temperature increase.

⚠ CAUTION – Proper Cleaning

In general, the only cleaning necessary for your Monster PowerCenter is a light dusting. Unplug your component from the wall outlet before cleaning it. Do not use any type of liquid or aerosol cleaners.

TROUBLESHOOTING AND WARRANTY

Symptom		Possible Cause	Remedy
TROUBLESHOOTING	The PowerCenter™ is not receiving power.	The PowerCenter is not turned On.  Too many devices are connected, causing an overload, tripping the Circuit Breaker.	• Turn the PowerCenter switch on.  • Make sure the PowerCenter's AC power plug is plugged into a properly grounded 120 volts (nominal) wall outlet.  • In some households, a wall switch may need to be thrown to make the wall plug active. Try turning on the light switches located near the wall unit.  • Press the PowerCenter main power switch to "OFF" and then again to "ON" to reset.
	Component is not receiving power.	The component is plugged into a GreenPower switched outlet and the PowerCenter has not been turned On.  The PowerCenter is plugged into a Switched outlet, but power on the component is not On. In some instances, a component plugged into a switched outlet won't receive power when the PowerCenter is turned On unless the component power is also switched On.  The component is plugged into a GreenPower switched outlet and the component connected to the GreenPower Control Outlet has not been turned On.	• Turn the PowerCenter On.  • Turn On the component plugged into the Switched outlet
	Speakers emit a humming or buzzing noise.	The PowerCenter is sharing AC power with equipment that is not properly grounded.	• Connect your PowerCenter to a dedicated outlet.  • Try unplugging different components from the PowerCenter one at a time to see if the noise stops.  • Make sure all components are plugged into PowerCenter.
	Alarm beeps continuously	The PowerCenter protection circuitry has sacrificed itself to protect connected equipment from a catastrophic surge.	The PowerCenter must be replaced. See the Warranty Information section for important details.
	"Ground OK" Diagnostic Indicator Light does not come on	Make sure PowerCenter is plugged into grounded outlet	Contact a qualified electrician to check outlet(s) for proper grounding.

**LIMITED WARRANTY FOR CONSUMERS**

Monster, LLC, 7251 Lake Mead Blvd West, Las Vegas, NV 89128, USA ("Monster") extends to You this Limited Warranty. Statutory or common law may provide You with additional rights or remedies, which shall not be affected by this Limited Warranty.

**DEFINITIONS**

**"Adequate Use"** means use of the Product and Connected Equipment (i) within a home or dwelling, (ii) for private (as opposed to commercial) purposes, (iii) in conformance with all applicable local, state or federal law, code or regulations (including without limitation building and/or electrical codes), (iv) in accordance with manufacturer recommendations and/or instructions in the materials and documentation that accompany the Product and any Connected Equipment, (v) with proper electrical grounding, (vi) with proper and direct connection between the Product and an AC power source that has protective grounding (excluding gas or diesel powered generators), (vii) with cable or telephone lines to any Connected Equipment properly connected to the Product, and (viii) without a connection in a "daisy-chain" fashion to or with any extension cord, surge suppressor, power strip, uninterruptible power supply ("UPS") or other equipment.

**"Authorized Dealer"** means any distributor, reseller or retailer that (i) was duly authorized to do business in the jurisdiction where it sold the Product to You, (ii) was permitted to sell You the Product under the laws of the jurisdiction where You bought the Product, and (iii) sold You the Product new and in its original packaging.

**"Connected Equipment"** means any device that is (i) generally suited to be used with the Product or products of the same kind, (ii) meets the requirements of all applicable laws and safety standards, (iii) contains only parts manufactured, sold or recommended by the original manufacturer of the Connected Equipment, and (iv) has not been altered, tampered with or modified by any person other than its manufacturer or service personnel authorized or recommended by the manufacturer of the Connected Equipment.

**"Connected Equipment Damage"** means physical damage caused to Connected Equipment due to a Product Defect (i) by a transient AC power, cable, telephone, or lightning surge while connected to a properly installed Product, (ii) not by a defect or unrelated damaging of the Connected Equipment or a surge/spike or lightning strike through a source, medium or connection other than through the Product, and (iii) does not extend to loss of data or consequential, indirect or special damages resulting from the Connected Equipment Damage.

**"Fair Market Value" ("FMV")** means the fair market value of the Connected Equipment at the time Connected Equipment Damage occurs.

**"Formal Warranty Claim"** means a claim made in accordance with the section "Formal Warranty Claims" herein.

**"Maximum Coverage Amount"** means the maximum amount that Monster will pay to You under this Limited Warranty for Connected Equipment Damages and is defined in relation to each Product in the Specifications Table below.

**"Product"** means a Product (i) that is listed in the Specifications Table below, (ii) that You bought from an Authorized Dealer new and in its original packaging, and (iii) whose serial number, if any, has not been removed, altered, or defaced.

**"Product Defect"** means a defect, malfunction, non-conformance to this Limited Warranty or other inadequacy of the Product that existed at the time when You received the Product from an Authorized Dealer and that causes a failure of the Product to perform in accordance with Monster's documentation accompanying the Product, unless such failure has been caused completely or partly by (a) any use other than Adequate Use, (b) transportation, neglect, misuse or abuse by anyone other than Monster's employees; (c) alteration, tampering or modification of the product by anyone other than a Monster employee; (d) accident (other than a malfunction that would otherwise qualify as a Product Defect); (e) maintenance or service of the Product by anyone other than a Monster employee; (f) exposure of the Product to heat, bright light, sun, liquids, sand or other contaminants; or (g) acts outside the control of Monster, including without limitation acts of God, fire, storms (excluding lightning surges), earthquake or flood.

**"Warranty Period"** means the time period during which Monster must have received Your Formal Warranty Claim. The different Warranty Periods related to Product Defects and Connected Equipment Damage are defined in the Specifications Table below. The Warranty Period commences on the date when You purchased or received (whichever occurs later) the Product from an Authorized Dealer as evidenced by the Authorized Dealer's invoice, sales receipt or packing slip. If You do not have written proof of the date of purchase or receipt, then the Warranty Period commences three (3) months after the date when the Product left Monster's factory as evidenced by Monster's records. The Warranty Period ends after the time defined in the Specifications Table has expired, or after You have transferred ownership of the Product, whichever occurs earlier. Also, You must call Monster and obtain a Return Authorization Number (as described under "How to Make a Claim") within two (2) months after You discover a Product Defect (or should have discovered it, if such Product Defect was obvious).

**"You"** means the first individual person that purchased the Product in its original packaging from an Authorized Dealer. This Limited Warranty does not apply to persons or entities that bought the Product (i) in used or unpackaged form, (ii) for resale, lease or other commercial use, or (iii) from someone other than an Authorized Dealer.

**SCOPE OF THIS LIMITED WARRANTY**

**PRODUCTS.** If a Product contained a Product Defect when You bought it from an Authorized Dealer and Monster receives a Formal Warranty Claim from You within two (2) months after You discover such Product Defect (or should have discovered it, if such Product Defect was obvious) and before the end of the Warranty Period for Product Defects applicable to the affected Product, then Monster will provide You with one of the following remedies: Monster will (1) repair or, at Monster's sole discretion, replace the Product; or (2) refund to You the purchase price You paid to the Authorized Dealer for the affected Product if repair or replacement is not commercially practicable or cannot be timely made.

**CONNECTED EQUIPMENT DAMAGE.** Monster will also provide You with a remedy regarding Connected Equipment Damage if (i) You have a claim under the Limited Warranty for Products because of a Product Defect that causes Connected Equipment Damage despite Adequate Use, and (ii) Monster receives a Formal Warranty Claim from You before the end of the Warranty Period for Connected Equipment Damage applicable to the affected Product. If the conditions listed in the preceding sentence are met, Monster will provide You with one of the following remedies provided that Monster may decide at its sole discretion which of the three remedies it provides: Monster will (1) replace the damaged Connected Equipment; (2) pay to repair the damaged Connected Equipment; or (3) pay You the FMV of the Connected Equipment, provided that such payments shall not exceed (i) the Maximum Coverage Amount for the Product, or (ii) the actual damage having arisen from power surges due to a Product Defect. **NOTE: COMPENSATION FOR RESTORATION OF DATA LOSS IS NOT COVERED AND MONSTER DOES NOT ASSUME ANY LIABILITY FOR ANY INCIDENTAL, CONSEQUENTIAL OR INDIRECT DAMAGES UNDER THIS LIMITED WARRANTY. SOME STATES DO NOT ALLOW THE EXCLUSION OR LIMITATION OF INCIDENTAL OR CONSEQUENTIAL DAMAGES, SO THE ABOVE LIMITATION OR EXCLUSION MAY NOT APPLY TO YOU.**

**GENERAL PROVISIONS**

**CHOICE OF LAW/JURISDICTION.** The laws of the State of California, USA, govern this warranty. It gives you specific legal rights, and you may also have other rights that vary from state to state. This warranty does not affect any additional rights you have under laws in your jurisdiction governing the sale of consumer goods, including, without limitation, national laws implementing EC Directive 44/99/EC.

**OTHER RIGHTS.** THIS LIMITED WARRANTY GIVES YOU SPECIFIC LEGAL RIGHTS, AND YOU MAY ALSO HAVE OTHER RIGHTS, WHICH VARY FROM STATE TO STATE. THIS WARRANTY EXTENDS ONLY TO YOU AND CANNOT BE TRANSFERRED OR ASSIGNED. If any provision of this Limited Warranty is unlawful, void or unenforceable, that provision shall be deemed severable and shall not affect any remaining provisions. In case of any inconsistency between the English and other versions of this Limited Warranty, the English version shall prevail.

**REGISTRATION.** Please register Your Product at [www.monsterpower.com](http://www.monsterpower.com). Failure to register will not diminish Your warranty rights.

SPECIFICATIONS TABLE			
Product Model No.	Maximum Coverage Amount	Warranty Period for Product	Warranty Period for Connected Equipment Damage
HDP 900G	\$400,000.00	Lifetime *	5 years

\*"Lifetime" means the lifetime of the original individual purchaser of the Product, or for as long as the original individual purchaser owns the Product, whichever is less in time.

**FORMAL WARRANTY CLAIM**

**HOW TO MAKE A CLAIM.** In the event damage has occurred to Products or Connected Equipment, You must follow these instructions: (1) Call Monster within two (2) months after You discover a Product Defect (or should have discovered it, if such Product Defect was obvious); (2) Give a detailed explanation of how the damage occurred; (3) Obtain a Return Authorization Number; (4) Upon receipt of a claim form (which may be sent to You after You filed Your Formal Warranty Claim), fill out the claim form entirely; (5) Return the Products, shipping prepaid by You (to be refunded if You are entitled to a remedy under the Scope of this Limited Warranty), to Monster for verification of damage, along with a copy of **Your original sales receipts and proof of purchase** (UPC label or packing slip) for such Products, the completed claim form, and printed Return Authorization Number on the outside of the return package (the claim form will include instructions for return).

**TELEPHONE NUMBERS.** If you bought the product in the United States, Latin America, or Asia Pacific, contact Monster, LLC (455 Valley Drive, Brisbane, CA 94005) at 1 877 800-8989. If you bought the product anywhere else, contact Monster Technology International Ltd., Ballymaly Business Park, Ennis, Co. Clare, Ireland. You can write or use one of the following telephone numbers: Canada 866-348-4171, Ireland 353 68 69 354, Belgium 0800-79201, Czech Republic 800-142471, Denmark 8088-2128, Finland 800-112768, France 0800-918201, Germany 0800-1819388, Greece 800-353-12008, Italy 900-982-909, Netherlands 0800-0228919, Norway 800-10906, Russia 810-800-20051353, Spain 900-982-909, Sweden 020-792650, United Kingdom 0800-0569520

**FURTHER PROCEEDINGS.** Monster will determine whether a Product Defect existed and the damage to the Connected Equipment was caused by the Product. You must allow Monster access to the premises and site where the damage occurred and all equipment and property related thereto for Monster inspection by its employees or authorized representatives. Monster may, at its discretion, direct You to obtain a repair estimate at a service center or, to send the Connected Equipment to Monster for repair. If a repair estimate is required, You will be instructed on how to properly submit the estimate and the resulting invoice to Monster for payment. Any fees for repairs may be negotiated by Monster.

**TIMING.** If you bring a Formal Warranty Claim and fully comply with all terms and conditions of this Limited Warranty, Monster will use its best efforts to provide You with a remedy within thirty (30) days after receipt of Your Formal Warranty Claim (if You reside in the United States – forty-five (45) days if You reside elsewhere), unless obstacles outside Monster's control delay the process.

Vers 7-21-08 Global ©2003 - 2009 Monster, LLC