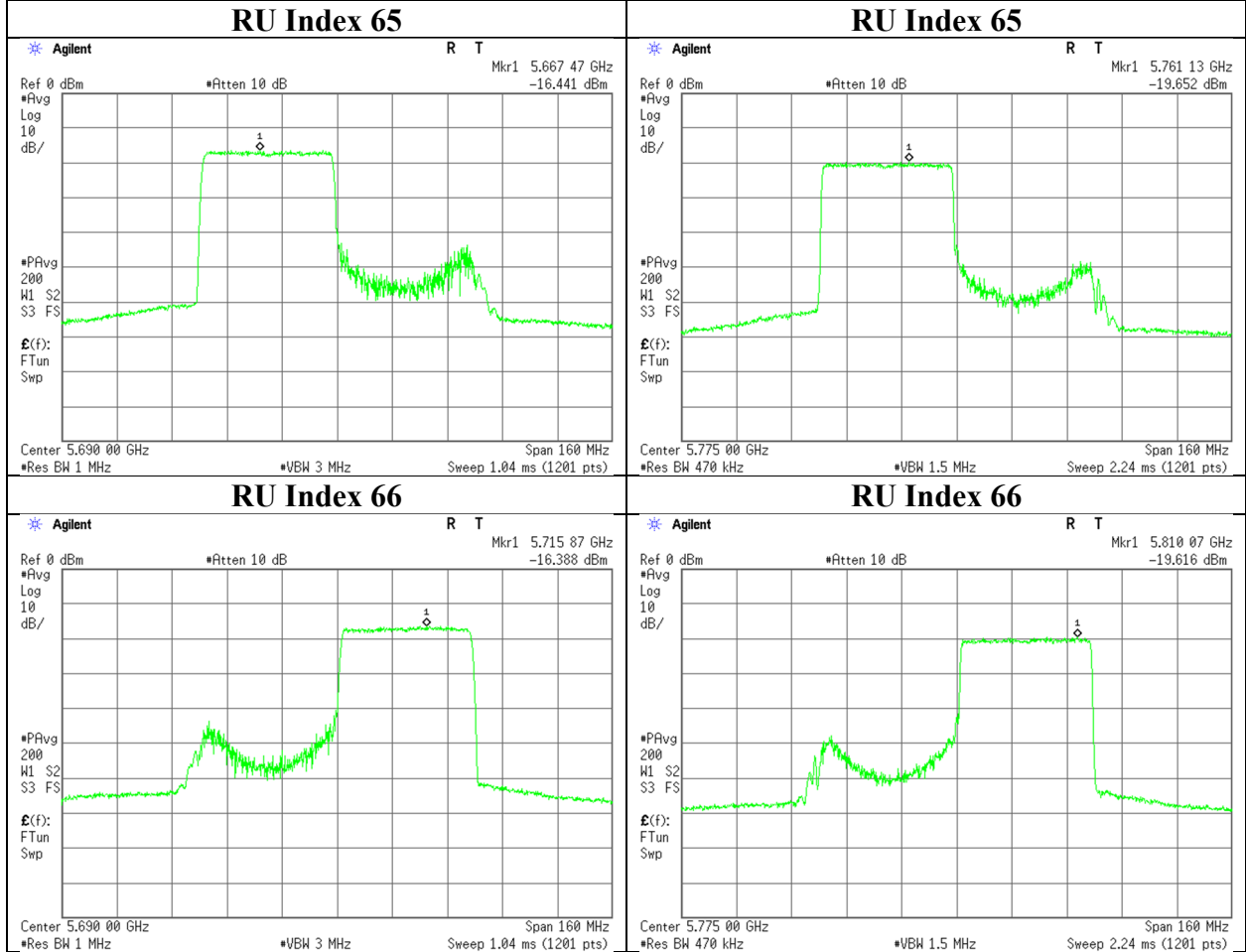


Maximum Power Spectral Density

11ax-80 (OFDMA) Antenna 3

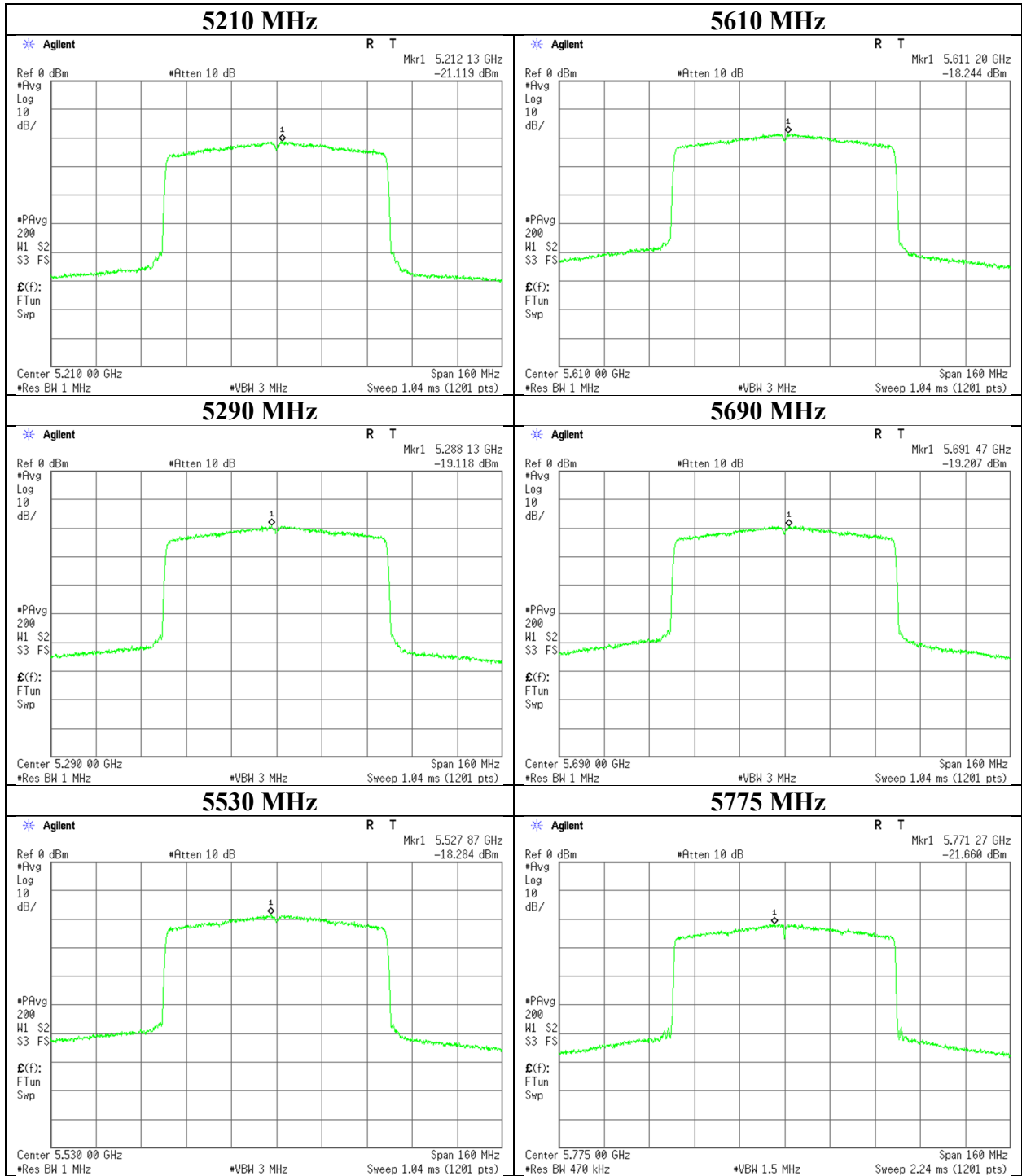
484-tone RU 5690 MHz

484-tone RU 5775 MHz



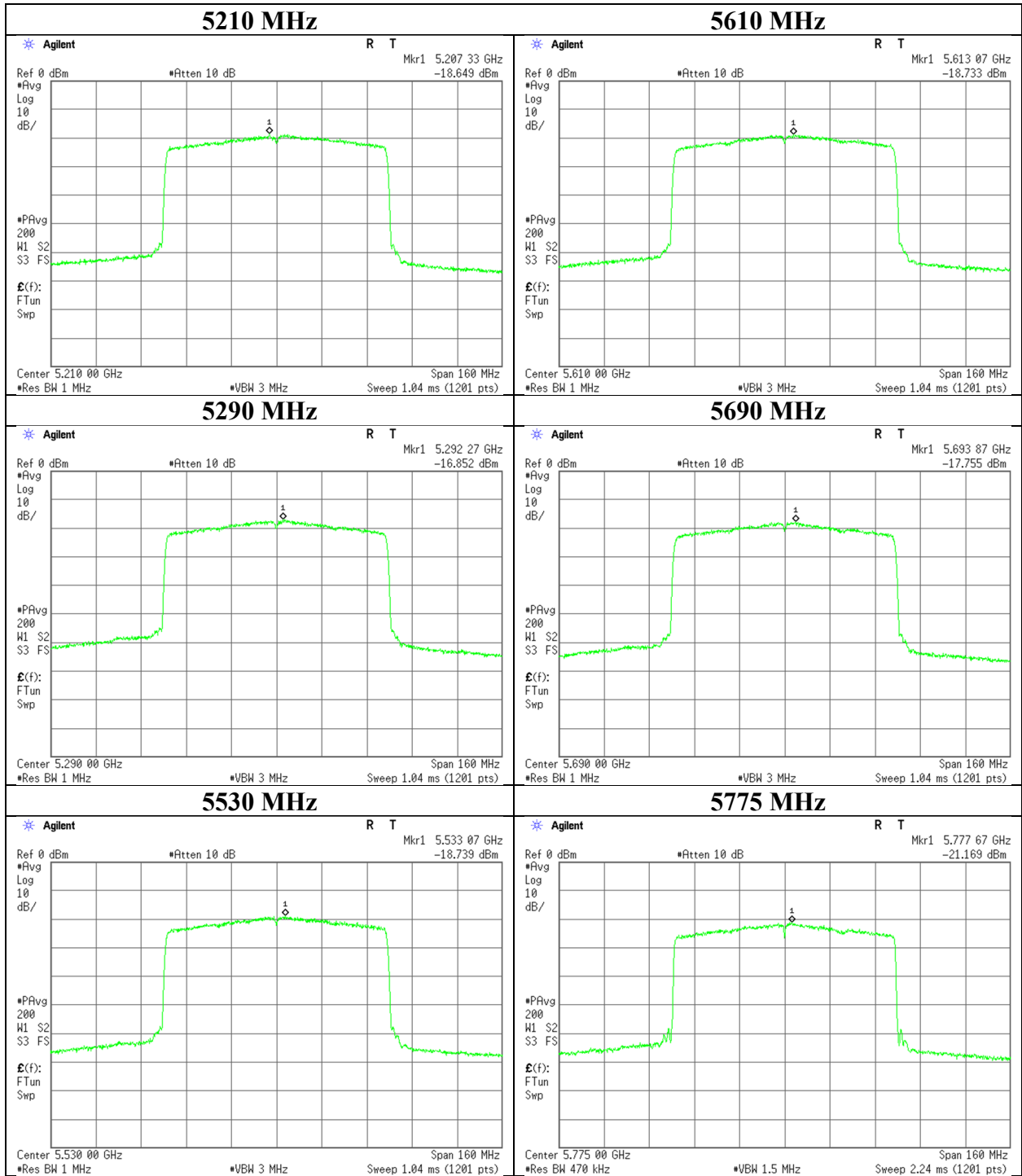
Maximum Power Spectral Density

11ax-80 (OFDMA), Antenna 1 996-tone RU



Maximum Power Spectral Density

11ax-80 (OFDMA), Antenna 3 996-tone RU



Radiated Spurious Emission

Test place	Ise EMC Lab.			
Semi Anechoic Chamber	No.2	No.2	No.2	No.2
Date	January 27, 2022	February 1, 2022	February 2, 2022	February 2, 2022
Temperature / Humidity	21 deg. C / 32 % RH	22 deg. C / 45 % RH	23 deg. C / 43 % RH	22 deg. C / 44 % RH
Engineer	Yuta Moriya	Junya Okuno	Takafumi Noguchi	Junya Okuno
Mode	(1 GHz - 10 GHz)	(10 GHz - 18 GHz)	(18 GHz - 26.5 GHz)	(26.5 GHz - 40 GHz)
	Tx 11ax-20 5180 MHz (OFDM)			

Polarity	Frequency	Reading (QP / PK)	Reading (AV)	Ant. Factor	Loss	Gain	Duty Factor	Result (QP / PK)	Result (AV)	Limit (QP / PK)	Limit (AV)	Margin (QP / PK)	Margin (AV)	Remark
[Hori/Vert]	[MHz]	[dBuV]	[dBuV]	[dB/m]	[dB]	[dB]	[dB]	[dBuV/m]	[dBuV/m]	[dBuV/m]	[dBuV/m]	[dB]	[dB]	
Hori.	5150.0	50.2	42.0	31.7	5.4	33.7	-	53.6	45.4	73.9	53.9	20.3	8.5	
Hori.	10360.0	46.8	-	39.2	-2.5	34.8	-	48.7	-	68.2	-	19.5	-	
Hori.	15540.0	44.7	35.9	37.4	-0.8	33.7	-	47.6	38.8	73.9	53.9	26.3	15.1	Floor noise
Vert.	5150.0	49.6	39.7	31.7	5.4	33.7	-	53.1	43.1	73.9	53.9	20.8	10.8	
Vert.	10360.0	47.0	-	39.2	-2.5	34.8	-	48.9	-	68.2	-	19.3	-	
Vert.	15540.0	44.7	36.0	37.4	-0.8	33.7	-	47.6	38.9	73.9	53.9	26.3	15.0	Floor noise

Result = Reading + Ant Factor + Loss (Cable+Attenuator+Filter+Distance factor(above 1 GHz)) - Gain(Amplifier)

Result (AV)= Reading + Ant Factor + Loss (Cable+Attenuator+Filter+Distance factor(above 1 GHz)) - Gain(Amplifier) + Duty factor

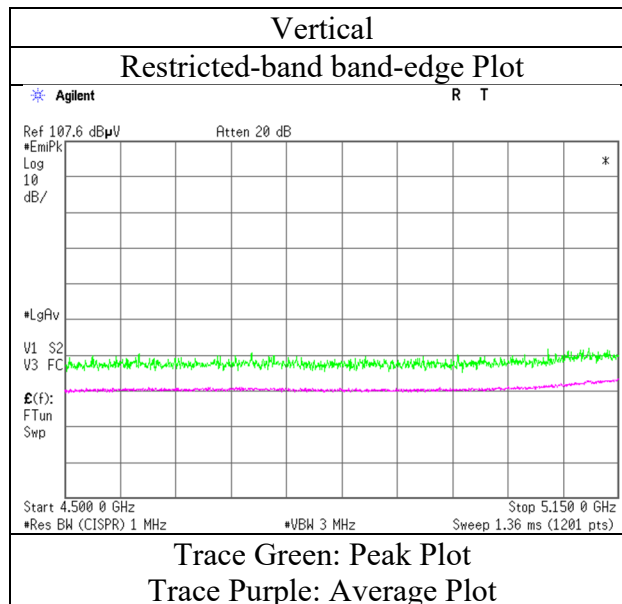
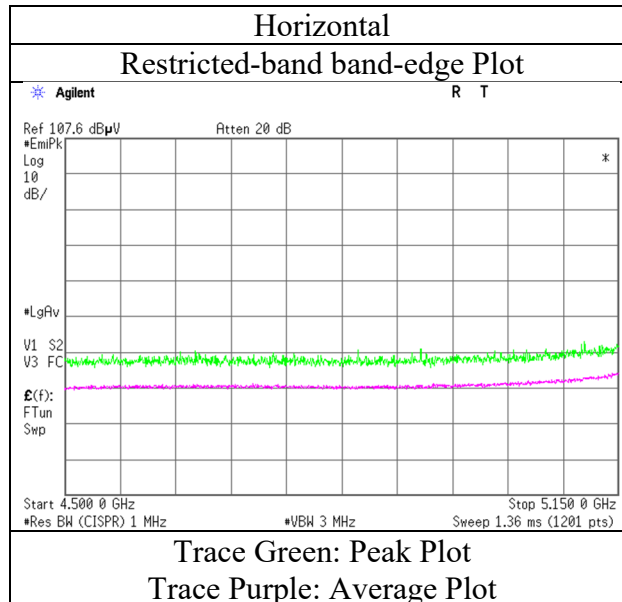
*Other frequency noises omitted in this report were not seen or had enough margin (more than 20 dB).

*QP detector was used up to 1GHz.

Distance factor: 1 GHz - 10 GHz $20\log(3.65\text{ m} / 3.0\text{ m}) = 1.71\text{ dB}$
 10 GHz - 40 GHz $20\log(1.0\text{ m} / 3.0\text{ m}) = -9.5\text{ dB}$

Radiated Spurious Emission

Test place Ise EMC Lab.
Semi Anechoic Chamber No.2
Date January 27, 2022
Temperature / Humidity 21 deg. C / 32 % RH
Engineer Yuta Moriya
 (1 GHz - 10 GHz)
Mode Tx 11ax-20 5180 MHz (OFDM)



* The measurement was conducted for a sufficiently long enough time to detect any possible spurious emissions. Final result of restricted band edge was shown in tabular data.

Radiated Spurious Emission

Test place	Ise EMC Lab.					
Semi Anechoic Chamber	No.2	No.2	No.2	No.2	No.2	No.2
Date	January 27, 2022	February 1, 2022	February 2, 2022	February 2, 2022	February 4, 2022	February 4, 2022
Temperature / Humidity	21 deg. C / 32 % RH	22 deg. C / 45 % RH	23 deg. C / 43 % RH	22 deg. C / 44 % RH	22 deg. C / 43 % RH	22 deg. C / 43 % RH
Engineer	Yuta Moriya (1 GHz - 10 GHz)	Junya Okuno (10 GHz - 18 GHz)	Takafumi Noguchi (18 GHz - 26.5 GHz)	Junya Okuno (26.5 GHz - 40 GHz)	Yuichiro Yamazaki (Below 1 GHz)	
Mode	Tx 11ax-20 5260 MHz (OFDM)					

Polarity	Frequency	Reading (QP / PK)	Reading (AV)	Ant. Factor	Loss	Gain	Duty Factor	Result (QP / PK)	Result (AV)	Limit (QP / PK)	Limit (AV)	Margin (QP / PK)	Margin (AV)	Remark
[Hori/Vert]	[MHz]	[dBuV]	[dBuV]	[dB/m]	[dB]	[dB]	[dB]	[dBuV/m]	[dBuV/m]	[dBuV/m]	[dBuV/m]	[dB]	[dB]	
Hori.	30.7	23.3	-	18.7	6.7	28.5	-	20.3	-	40.0	-	19.7	-	
Hori.	434.4	37.6	-	16.5	9.6	28.7	-	35.0	-	46.0	-	11.0	-	
Hori.	587.6	36.4	-	19.3	10.1	29.2	-	36.5	-	46.0	-	9.5	-	
Hori.	597.3	35.9	-	19.4	10.1	29.3	-	36.2	-	46.0	-	9.8	-	
Hori.	671.9	39.9	-	19.7	10.4	29.2	-	40.7	-	46.0	-	5.3	-	
Hori.	796.2	35.6	-	20.9	10.8	29.0	-	38.3	-	46.0	-	7.7	-	
Hori.	10520.0	43.3	-	39.2	-2.4	34.7	-	45.4	-	68.2	-	22.8	-	Floor noise
Hori.	15780.0	44.9	35.9	37.2	-0.8	33.9	-	47.4	38.4	73.9	53.9	26.5	15.5	Floor noise
Vert.	30.6	23.5	-	18.8	6.7	28.5	-	20.5	-	40.0	-	19.5	-	
Vert.	78.6	44.7	-	6.8	7.3	28.4	-	30.4	-	40.0	-	9.7	-	
Vert.	569.0	33.0	-	18.6	10.0	29.2	-	32.4	-	46.0	-	13.6	-	
Vert.	672.1	35.0	-	19.7	10.4	29.2	-	35.8	-	46.0	-	10.2	-	
Vert.	793.4	32.7	-	20.8	10.8	29.0	-	35.3	-	46.0	-	10.7	-	
Vert.	938.6	26.5	-	22.1	11.3	28.7	-	31.3	-	46.0	-	14.7	-	
Vert.	10520.0	43.6	-	39.2	-2.4	34.7	-	45.7	-	68.2	-	22.5	-	Floor noise
Vert.	15780.0	45.0	36.1	37.2	-0.8	33.9	-	47.5	38.6	73.9	53.9	26.4	15.3	Floor noise

Result = Reading + Ant Factor + Loss (Cable+Attenuator+Filter+Distance factor(above 1 GHz)) - Gain(Amplifier)

Result (AV)= Reading + Ant Factor + Loss (Cable+Attenuator+Filter+Distance factor(above 1 GHz)) - Gain(Amplifier) + Duty factor

*Other frequency noises omitted in this report were not seen or had enough margin (more than 20 dB).

*QP detector was used up to 1GHz.

Distance factor: 1 GHz - 10 GHz 20log(3.65 m / 3.0 m) = 1.71 dB
 10 GHz - 40 GHz 20log(1.0 m / 3.0 m) = -9.5 dB

Radiated Spurious Emission

Test place	Ise EMC Lab.			
Semi Anechoic Chamber	No.2	No.2	No.2	No.2
Date	January 27, 2022	February 1, 2022	February 2, 2022	February 2, 2022
Temperature / Humidity	21 deg. C / 32 % RH	22 deg. C / 45 % RH	23 deg. C / 43 % RH	22 deg. C / 44 % RH
Engineer	Yuta Moriya	Junya Okuno	Takafumi Noguchi	Junya Okuno
Mode	(1 GHz - 10 GHz)	(10 GHz - 18 GHz)	(18 GHz - 26.5 GHz)	(26.5 GHz - 40 GHz)
	Tx 11ax-20 5320 MHz (OFDM)			

Polarity	Frequency	Reading (QP / PK)	Reading (AV)	Ant. Factor	Loss	Gain	Duty Factor	Result (QP / PK)	Result (AV)	Limit (QP / PK)	Limit (AV)	Margin (QP / PK)	Margin (AV)	Remark
[Hori/Vert]	[MHz]	[dBuV]	[dBuV]	[dB/m]	[dB]	[dB]	[dB]	[dBuV/m]	[dBuV/m]	[dBuV/m]	[dBuV/m]	[dB]	[dB]	
Hori.	5350.0	52.3	44.2	31.6	5.5	33.6	-	55.8	47.7	73.9	53.9	18.2	6.2	
Hori.	10640.0	43.4	34.4	39.2	-2.4	34.6	-	45.6	36.6	73.9	53.9	28.3	17.3	Floor noise
Hori.	15960.0	45.5	36.0	37.6	-0.8	34.1	-	48.2	38.8	73.9	53.9	25.7	15.2	Floor noise
Vert.	5350.0	50.8	41.5	31.6	5.5	33.6	-	54.3	44.9	73.9	53.9	19.6	9.0	
Vert.	10640.0	43.6	34.5	39.2	-2.4	34.6	-	45.8	36.7	73.9	53.9	28.1	17.2	Floor noise
Vert.	15960.0	45.2	35.9	37.6	-0.8	34.1	-	48.0	38.7	73.9	53.9	25.9	15.3	Floor noise

Result = Reading + Ant Factor + Loss (Cable+Attenuator+Filter+Distance factor(above 1 GHz)) - Gain(Amplifier)

Result (AV)= Reading + Ant Factor + Loss (Cable+Attenuator+Filter+Distance factor(above 1 GHz)) - Gain(Amplifier) + Duty factor

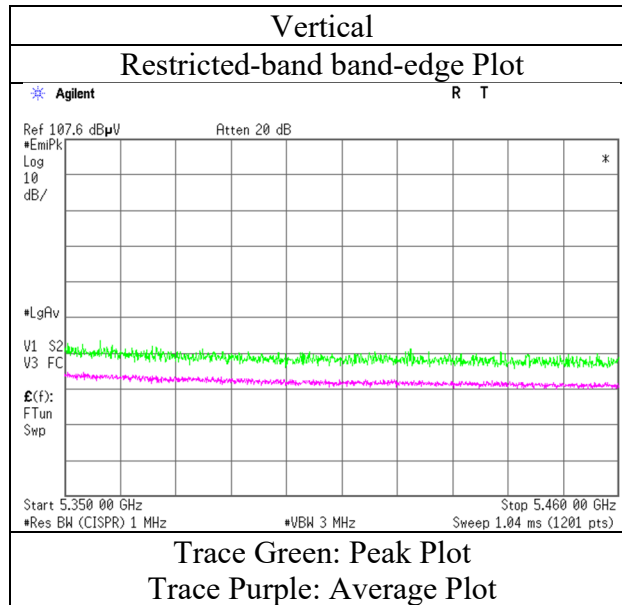
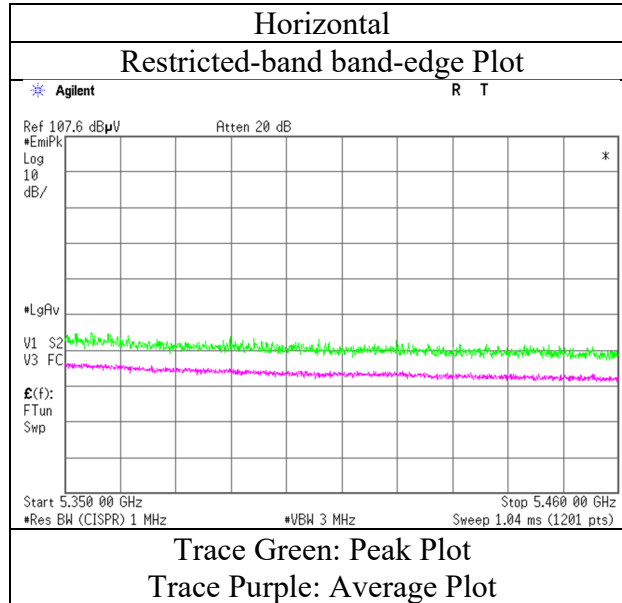
*Other frequency noises omitted in this report were not seen or had enough margin (more than 20 dB).

*QP detector was used up to 1GHz.

Distance factor:	1 GHz - 10 GHz	20log(3.65 m / 3.0 m) = 1.71 dB
	10 GHz - 40 GHz	20log(1.0 m / 3.0 m) = -9.5 dB

Radiated Spurious Emission

Test place	Ise EMC Lab.
Semi Anechoic Chamber	No.2
Date	January 27, 2022
Temperature / Humidity	21 deg. C / 32 % RH
Engineer	Yuta Moriya
	(1 GHz - 10 GHz)
Mode	Tx 11ax-20 5320 MHz (OFDM)



* The measurement was conducted for a sufficiently long enough time to detect any possible spurious emissions. Final result of restricted band edge was shown in tabular data.

Radiated Spurious Emission

Test place	Ise EMC Lab.			
Semi Anechoic Chamber	No.2	No.2	No.2	No.2
Date	January 27, 2022	February 1, 2022	February 2, 2022	February 2, 2022
Temperature / Humidity	21 deg. C / 32 % RH	22 deg. C / 45 % RH	23 deg. C / 43 % RH	22 deg. C / 44 % RH
Engineer	Yuta Moriya	Junya Okuno	Takafumi Noguchi	Junya Okuno
Mode	(1 GHz - 10 GHz)	(10 GHz - 18 GHz)	(18 GHz - 26.5 GHz)	(26.5 GHz - 40 GHz)
	Tx 11ax-20 5500 MHz (OFDM)			

Polarity	Frequency	Reading (QP / PK)	Reading (AV)	Ant. Factor	Loss	Gain	Duty Factor	Result (QP / PK)	Result (AV)	Limit (QP / PK)	Limit (AV)	Margin (QP / PK)	Margin (AV)	Remark
[Hori/Vert]	[MHz]	[dBuV]	[dBuV]	[dB/m]	[dB]	[dB]	[dB]	[dBuV/m]	[dBuV/m]	[dBuV/m]	[dBuV/m]	[dB]	[dB]	
Hori.	5460.0	53.5	44.2	31.8	5.5	33.5	-	57.2	48.0	68.2	53.9	11.0	5.9	
Hori.	5470.0	53.1	-	31.8	5.5	33.5	-	56.9	-	68.2	-	11.3	-	
Hori.	11000.0	44.4	36.0	39.6	-2.3	34.3	-	47.4	39.0	73.9	53.9	26.5	14.9	
Hori.	16500.0	45.5	-	39.8	-0.7	33.7	-	50.9	-	68.2	-	17.3	-	Floor noise
Vert.	5460.0	50.9	41.6	31.8	5.5	33.5	-	54.7	45.3	68.2	53.9	13.5	8.6	
Vert.	5470.0	50.7	-	31.8	5.5	33.5	-	54.5	-	68.2	-	13.7	-	
Vert.	11000.0	45.1	36.7	39.6	-2.3	34.3	-	48.1	39.7	73.9	53.9	25.8	14.2	
Vert.	16500.0	45.3	-	39.8	-0.7	33.7	-	50.7	-	68.2	-	17.5	-	Floor noise

Result = Reading + Ant Factor + Loss (Cable+Attenuator+Filter+Distance factor(above 1 GHz)) - Gain(Amplifier)

Result (AV)= Reading + Ant Factor + Loss (Cable+Attenuator+Filter+Distance factor(above 1 GHz)) - Gain(Amplifier) + Duty factor

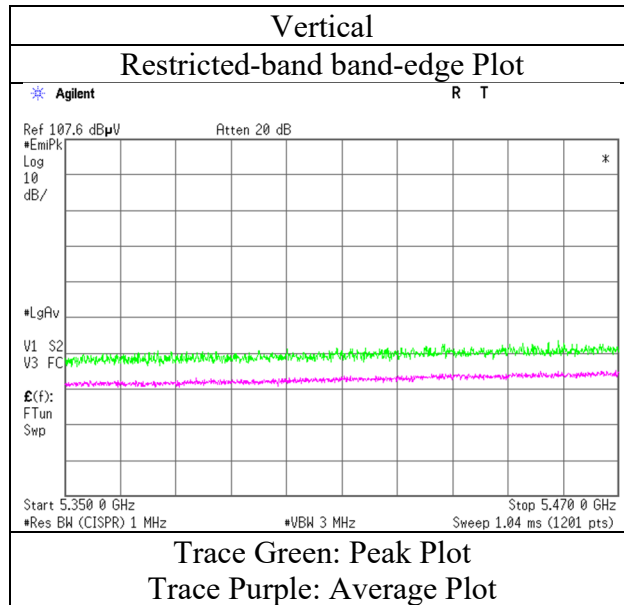
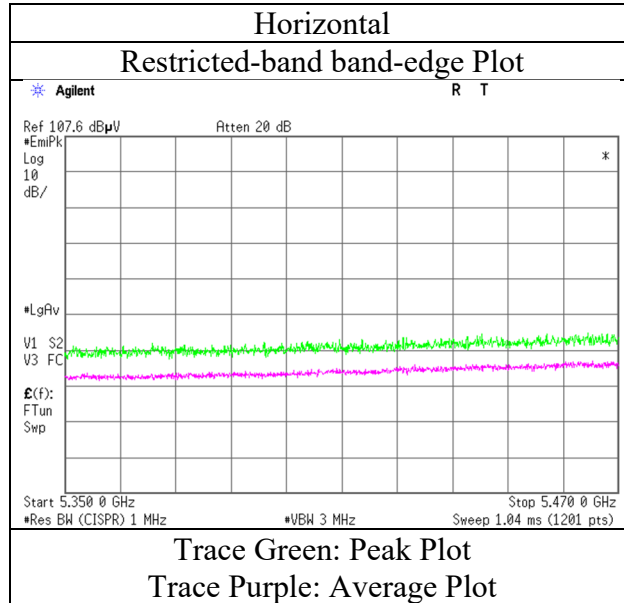
*Other frequency noises omitted in this report were not seen or had enough margin (more than 20 dB).

*QP detector was used up to 1GHz.

Distance factor: 1 GHz - 10 GHz $20\log(3.65\text{ m} / 3.0\text{ m}) = 1.71\text{ dB}$
 10 GHz - 40 GHz $20\log(1.0\text{ m} / 3.0\text{ m}) = -9.5\text{ dB}$

Radiated Spurious Emission

Test place Ise EMC Lab.
Semi Anechoic Chamber No.2
Date January 27, 2022
Temperature / Humidity 21 deg. C / 32 % RH
Engineer Yuta Moriya
(1 GHz - 10 GHz)
Mode Tx 11ax-20 5500 MHz (OFDM)



* The measurement was conducted for a sufficiently long enough time to detect any possible spurious emissions. Final result of restricted band edge was shown in tabular data.

Radiated Spurious Emission

Test place	Ise EMC Lab.			
Semi Anechoic Chamber	No.2	No.2	No.2	No.2
Date	January 27, 2022	February 1, 2022	February 2, 2022	February 2, 2022
Temperature / Humidity	21 deg. C / 32 % RH	22 deg. C / 45 % RH	23 deg. C / 43 % RH	22 deg. C / 44 % RH
Engineer	Yuta Moriya	Junya Okuno	Takafumi Noguchi	Junya Okuno
	(1 GHz - 10 GHz)	(10 GHz - 18 GHz)	(18 GHz - 26.5 GHz)	(26.5 GHz - 40 GHz)
Mode	Tx 11ax-20 5580 MHz (OFDM)			

Polarity	Frequency	Reading (QP / PK)	Reading (AV)	Ant. Factor	Loss	Gain	Duty Factor	Result (QP / PK)	Result (AV)	Limit (QP / PK)	Limit (AV)	Margin (QP / PK)	Margin (AV)	Remark
[Hori/Vert]	[MHz]	[dBuV]	[dBuV]	[dB/m]	[dB]	[dB]	[dB]	[dBuV/m]	[dBuV/m]	[dBuV/m]	[dBuV/m]	[dB]	[dB]	
Hori.	11160.0	44.3	35.8	39.5	-2.2	34.3	-	47.4	38.9	73.9	53.9	26.5	15.1	
Hori.	16740.0	44.2	-	40.6	-0.7	33.5	-	50.5	-	68.2	-	17.7	-	Floor noise
Vert.	11160.0	45.5	36.9	39.5	-2.2	34.3	-	48.6	40.0	73.9	53.9	25.4	13.9	
Vert.	16740.0	44.2	-	40.6	-0.7	33.5	-	50.6	-	68.2	-	17.6	-	Floor noise

Result = Reading + Ant Factor + Loss (Cable+Attenuator+Filter+Distance factor(above 1 GHz)) - Gain(Amplifier)

Result (AV)= Reading + Ant Factor + Loss (Cable+Attenuator+Filter+Distance factor(above 1 GHz)) - Gain(Amplifier) + Duty factor

*Other frequency noises omitted in this report were not seen or had enough margin (more than 20 dB).

*QP detector was used up to 1GHz.

Distance factor:	1 GHz - 10 GHz	20log(3.65 m / 3.0 m) = 1.71 dB
	10 GHz - 40 GHz	20log(1.0 m / 3.0 m) = -9.5 dB

Radiated Spurious Emission

Test place	Ise EMC Lab.			
Semi Anechoic Chamber	No.2	No.2	No.2	No.2
Date	January 27, 2022	February 1, 2022	February 2, 2022	February 2, 2022
Temperature / Humidity	21 deg. C / 32 % RH	22 deg. C / 45 % RH	23 deg. C / 43 % RH	22 deg. C / 44 % RH
Engineer	Yuta Moriya	Junya Okuno	Takafumi Noguchi	Junya Okuno
Mode	(1 GHz - 10 GHz)	(10 GHz - 18 GHz)	(18 GHz - 26.5 GHz)	(26.5 GHz - 40 GHz)
	Tx 11ax-20 5700 MHz (OFDM)			

Polarity	Frequency	Reading (QP / PK)	Reading (AV)	Ant. Factor	Loss	Gain	Duty Factor	Result (QP / PK)	Result (AV)	Limit (QP / PK)	Limit (AV)	Margin (QP / PK)	Margin (AV)	Remark
[Hori/Vert]	[MHz]	[dBuV]	[dBuV]	[dB/m]	[dB]	[dB]	[dB]	[dBuV/m]	[dBuV/m]	[dBuV/m]	[dBuV/m]	[dB]	[dB]	
Hori.	5725.0	54.6	-	31.9	5.6	33.5	-	58.6	-	68.2	-	9.6	-	
Hori.	11400.0	44.9	36.9	39.6	-2.0	34.2	-	48.3	40.2	73.9	53.9	25.6	13.7	
Hori.	17100.0	44.4	-	41.3	-0.6	33.3	-	51.8	-	68.2	-	16.4	-	Floor noise
Vert.	5725.0	53.7	-	31.9	5.6	33.5	-	57.7	-	68.2	-	10.5	-	
Vert.	11400.0	45.9	38.0	39.6	-2.0	34.2	-	49.2	41.3	73.9	53.9	24.7	12.6	
Vert.	17100.0	44.3	-	41.3	-0.6	33.3	-	51.7	-	68.2	-	16.5	-	Floor noise

Result = Reading + Ant Factor + Loss (Cable+Attenuator+Filter+Distance factor(above 1 GHz)) - Gain(Amplifier)

Result (AV)= Reading + Ant Factor + Loss (Cable+Attenuator+Filter+Distance factor(above 1 GHz)) - Gain(Amplifier) + Duty factor

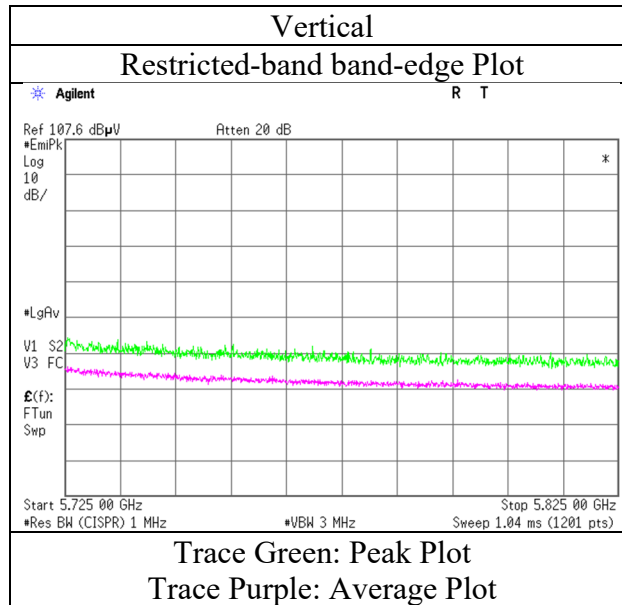
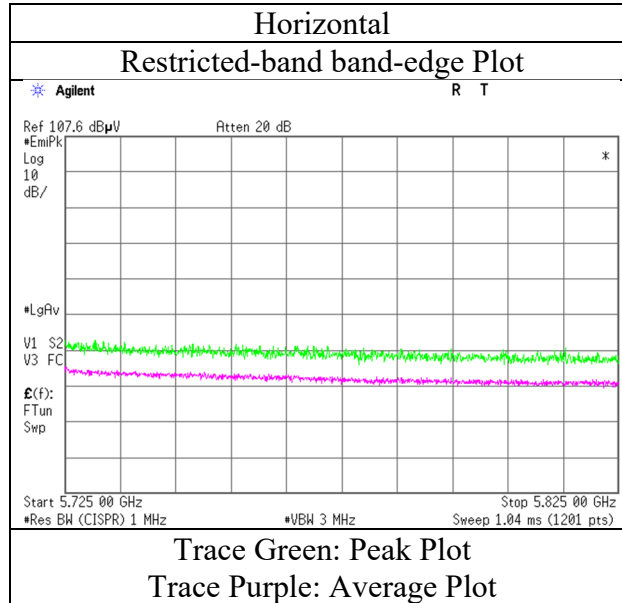
*Other frequency noises omitted in this report were not seen or had enough margin (more than 20 dB).

*QP detector was used up to 1GHz.

Distance factor:	1 GHz - 10 GHz	20log(3.65 m / 3.0 m) = 1.71 dB
	10 GHz - 40 GHz	20log(1.0 m / 3.0 m) = -9.5 dB

Radiated Spurious Emission

Test place	Ise EMC Lab.
Semi Anechoic Chamber	No.2
Date	January 27, 2022
Temperature / Humidity	21 deg. C / 32 % RH
Engineer	Yuta Moriya (1 GHz - 10 GHz)
Mode	Tx 11ax-20 5700 MHz (OFDM)



* The measurement was conducted for a sufficiently long enough time to detect any possible spurious emissions. Final result of restricted band edge was shown in tabular data.

Radiated Spurious Emission

Test place	Ise EMC Lab.			
Semi Anechoic Chamber	No.2	No.2	No.2	No.2
Date	January 27, 2022	February 1, 2022	February 2, 2022	February 2, 2022
Temperature / Humidity	21 deg. C / 32 % RH	22 deg. C / 45 % RH	23 deg. C / 43 % RH	22 deg. C / 44 % RH
Engineer	Yuta Moriya	Junya Okuno	Takafumi Noguchi	Junya Okuno
Mode	(1 GHz - 10 GHz)	(10 GHz - 18 GHz)	(18 GHz - 26.5 GHz)	(26.5 GHz - 40 GHz)
	Tx 11ax-20 5745 MHz (OFDM)			

Polarity	Frequency	Reading (QP / PK)	Reading (AV)	Ant. Factor	Loss	Gain	Duty Factor	Result (QP / PK)	Result (AV)	Limit (QP / PK)	Limit (AV)	Margin (QP / PK)	Margin (AV)	Remark
[Hori/Vert]	[MHz]	[dBuV]	[dBuV]	[dB/m]	[dB]	[dB]	[dB]	[dBuV/m]	[dBuV/m]	[dBuV/m]	[dBuV/m]	[dB]	[dB]	
Hori.	5650.0	51.2	-	31.8	5.6	33.5	-	55.1	-	68.2	-	13.1	-	
Hori.	5700.0	51.5	-	31.9	5.6	33.5	-	55.4	-	105.2	-	49.8	-	
Hori.	5720.0	57.6	-	31.9	5.6	33.5	-	61.5	-	110.8	-	49.3	-	
Hori.	5725.0	61.0	-	31.9	5.6	33.5	-	65.0	-	122.2	-	57.2	-	
Hori.	11490.0	44.6	35.6	39.5	-2.0	34.2	-	47.9	38.9	73.9	53.9	26.0	15.0	
Hori.	17235.0	44.8	-	42.3	-0.6	33.3	-	53.2	-	68.2	-	15.0	-	Floor noise
Vert.	5650.0	49.0	-	31.8	5.6	33.5	-	52.8	-	68.2	-	15.4	-	
Vert.	5700.0	49.5	-	31.9	5.6	33.5	-	53.4	-	105.2	-	51.8	-	
Vert.	5720.0	54.3	-	31.9	5.6	33.5	-	58.3	-	110.8	-	52.6	-	
Vert.	5725.0	57.8	-	31.9	5.6	33.5	-	61.8	-	122.2	-	60.4	-	
Vert.	11490.0	45.5	36.8	39.5	-2.0	34.2	-	48.8	40.1	73.9	53.9	25.1	13.8	
Vert.	17235.0	45.0	-	42.3	-0.6	33.3	-	53.5	-	68.2	-	14.7	-	Floor noise

Result = Reading + Ant Factor + Loss (Cable+Attenuator+Filter+Distance factor(above 1 GHz)) - Gain(Amplifier)

Result (AV)= Reading + Ant Factor + Loss (Cable+Attenuator+Filter+Distance factor(above 1 GHz)) - Gain(Amplifier) + Duty factor

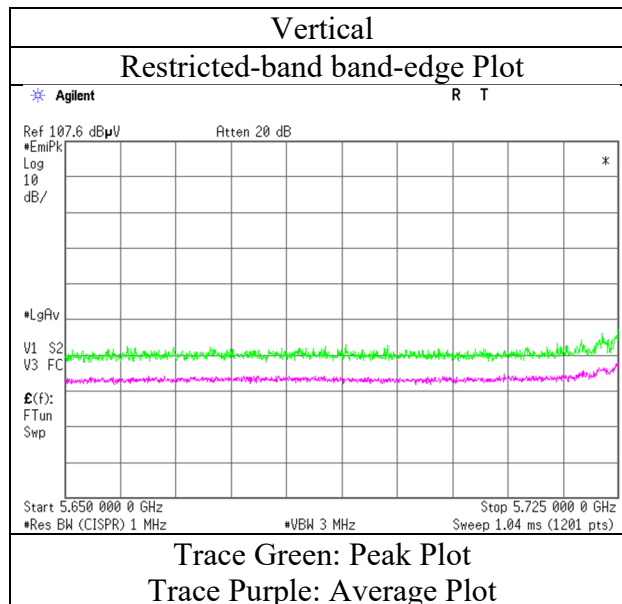
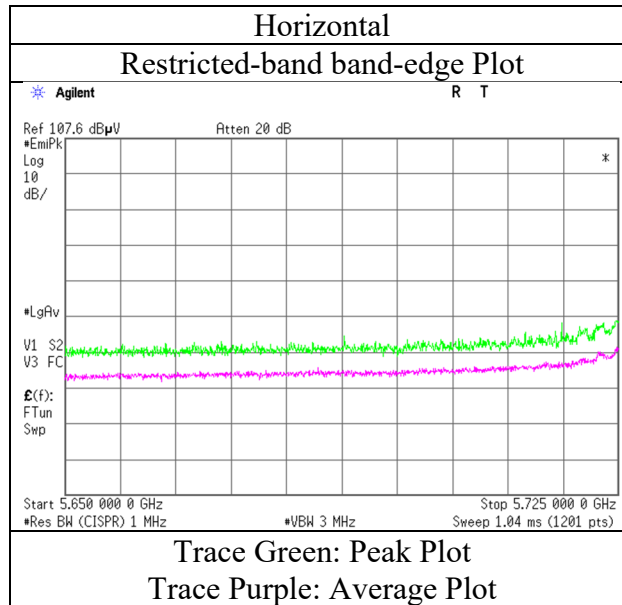
*Other frequency noises omitted in this report were not seen or had enough margin (more than 20 dB).

*QP detector was used up to 1GHz.

Distance factor: 1 GHz - 10 GHz $20\log(3.65\text{ m} / 3.0\text{ m}) = 1.71\text{ dB}$
 10 GHz - 40 GHz $20\log(1.0\text{ m} / 3.0\text{ m}) = -9.5\text{ dB}$

Radiated Spurious Emission

Test place Ise EMC Lab.
Semi Anechoic Chamber No.2
Date January 27, 2022
Temperature / Humidity 21 deg. C / 32 % RH
Engineer Yuta Moriya
 (1 GHz - 10 GHz)
Mode Tx 11ax-20 5745 MHz (OFDM)



* The measurement was conducted for a sufficiently long enough time to detect any possible spurious emissions. Final result of restricted band edge was shown in tabular data.

Radiated Spurious Emission

Test place	Ise EMC Lab.			
Semi Anechoic Chamber	No.2	No.2	No.2	No.2
Date	January 27, 2022	February 1, 2022	February 2, 2022	February 2, 2022
Temperature / Humidity	21 deg. C / 32 % RH	22 deg. C / 45 % RH	23 deg. C / 43 % RH	22 deg. C / 44 % RH
Engineer	Yuta Moriya (1 GHz - 10 GHz)	Junya Okuno (10 GHz - 18 GHz)	Takafumi Noguchi (18 GHz - 26.5 GHz)	Junya Okuno (26.5 GHz - 40 GHz)
Mode	Tx 11ax-20 5785 MHz (OFDM)			

Polarity	Frequency	Reading (QP / PK)	Reading (AV)	Ant. Factor	Loss	Gain	Duty Factor	Result (QP / PK)	Result (AV)	Limit (QP / PK)	Limit (AV)	Margin (QP / PK)	Margin (AV)	Remark
[Hori/Vert]	[MHz]	[dBuV]	[dBuV]	[dB/m]	[dB]	[dB]	[dB]	[dBuV/m]	[dBuV/m]	[dBuV/m]	[dBuV/m]	[dB]	[dB]	
Hori.	11570.0	43.6	35.2	39.2	-1.9	34.2	-	46.7	38.3	73.9	53.9	27.2	15.6	Floor noise
Hori.	17355.0	44.5	-	43.4	-0.5	33.2	-	54.2	-	68.2	-	14.0	-	Floor noise
Vert.	11570.0	43.9	35.3	39.2	-1.9	34.2	-	47.0	38.4	73.9	53.9	26.9	15.5	Floor noise
Vert.	17355.0	44.7	-	43.4	-0.5	33.2	-	54.3	-	68.2	-	13.9	-	Floor noise

Result = Reading + Ant Factor + Loss (Cable+Attenuator+Filter+Distance factor(above 1 GHz)) - Gain(Amplifier)

Result (AV)= Reading + Ant Factor + Loss (Cable+Attenuator+Filter+Distance factor(above 1 GHz)) - Gain(Amplifier) + Duty factor

*Other frequency noises omitted in this report were not seen or had enough margin (more than 20 dB).

*QP detector was used up to 1GHz.

Distance factor: 1 GHz - 10 GHz 20log(3.65 m / 3.0 m) = 1.71 dB
 10 GHz - 40 GHz 20log(1.0 m / 3.0 m) = -9.5 dB

Radiated Spurious Emission

Test place	Ise EMC Lab.			
Semi Anechoic Chamber	No.2	No.2	No.2	No.2
Date	January 27, 2022	February 1, 2022	February 2, 2022	February 2, 2022
Temperature / Humidity	21 deg. C / 32 % RH	22 deg. C / 45 % RH	23 deg. C / 43 % RH	22 deg. C / 44 % RH
Engineer	Yuta Moriya	Junya Okuno	Takafumi Noguchi	Junya Okuno
Mode	(1 GHz - 10 GHz)	(10 GHz - 18 GHz)	(18 GHz - 26.5 GHz)	(26.5 GHz - 40 GHz)
	Tx 11ax-20 5825 MHz (OFDM)			

Polarity	Frequency	Reading (QP / PK)	Reading (AV)	Ant. Factor	Loss	Gain	Duty Factor	Result (QP / PK)	Result (AV)	Limit (QP / PK)	Limit (AV)	Margin (QP / PK)	Margin (AV)	Remark
[Hori/Vert]	[MHz]	[dBuV]	[dBuV]	[dB/m]	[dB]	[dB]	[dB]	[dBuV/m]	[dBuV/m]	[dBuV/m]	[dBuV/m]	[dB]	[dB]	
Hori.	5850.0	58.9	-	32.2	5.7	33.5	-	63.2	-	122.2	-	59.0	-	
Hori.	5855.0	53.2	-	32.2	5.7	33.5	-	57.5	-	110.8	-	53.3	-	
Hori.	5875.0	49.5	-	32.2	5.7	33.5	-	53.9	-	105.2	-	51.3	-	
Hori.	5925.0	48.2	-	32.3	5.7	33.5	-	52.7	-	68.2	-	15.5	-	
Hori.	11650.0	43.3	34.7	38.9	-1.9	34.2	-	46.2	37.6	73.9	53.9	27.8	16.3	Floor noise
Hori.	17475.0	44.8	-	44.2	-0.5	33.2	-	55.3	-	68.2	-	12.9	-	Floor noise
Vert.	5850.0	57.4	-	32.2	5.7	33.5	-	61.7	-	122.2	-	60.5	-	
Vert.	5855.0	52.7	-	32.2	5.7	33.5	-	57.1	-	110.8	-	53.7	-	
Vert.	5875.0	48.7	-	32.2	5.7	33.5	-	53.1	-	105.2	-	52.2	-	
Vert.	5925.0	46.6	-	32.3	5.7	33.5	-	51.1	-	68.2	-	17.2	-	
Vert.	11650.0	43.6	34.9	38.9	-1.9	34.2	-	46.4	37.7	73.9	53.9	27.5	16.2	Floor noise
Vert.	17475.0	44.8	-	44.2	-0.5	33.2	-	55.4	-	68.2	-	12.9	-	Floor noise

Result = Reading + Ant Factor + Loss (Cable+Attenuator+Filter+Distance factor(above 1 GHz)) - Gain(Amplifier)

Result (AV)= Reading + Ant Factor + Loss (Cable+Attenuator+Filter+Distance factor(above 1 GHz)) - Gain(Amplifier) + Duty factor

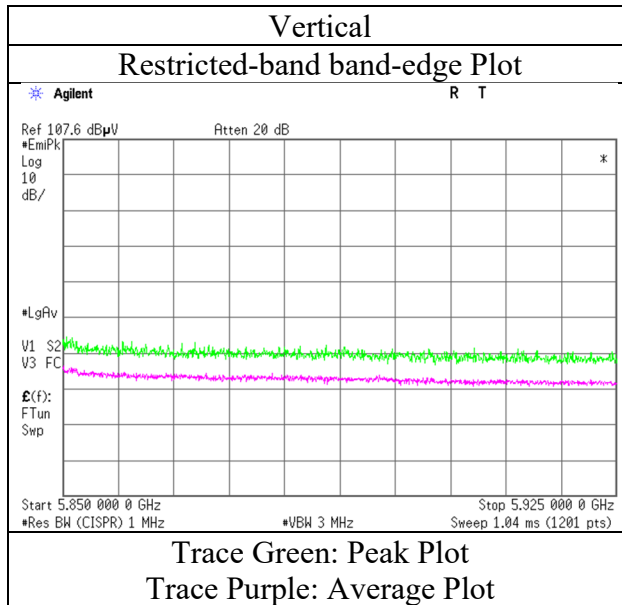
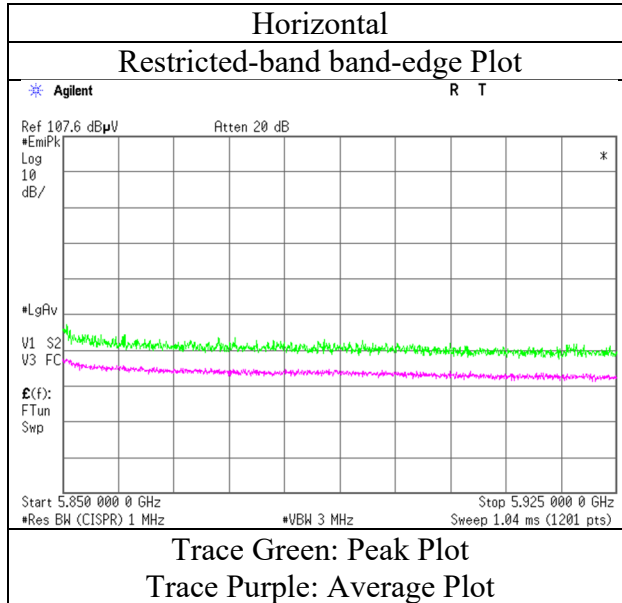
*Other frequency noises omitted in this report were not seen or had enough margin (more than 20 dB).

*QP detector was used up to 1GHz.

Distance factor: 1 GHz - 10 GHz $20\log(3.65\text{ m} / 3.0\text{ m}) = 1.71\text{ dB}$
 10 GHz - 40 GHz $20\log(1.0\text{ m} / 3.0\text{ m}) = -9.5\text{ dB}$

Radiated Spurious Emission

Test place	Ise EMC Lab.
Semi Anechoic Chamber	No.2
Date	January 27, 2022
Temperature / Humidity	21 deg. C / 32 % RH
Engineer	Yuta Moriya (1 GHz - 10 GHz)
Mode	Tx 11ax-20 5825 MHz (OFDM)



* The measurement was conducted for a sufficiently long enough time to detect any possible spurious emissions. Final result of restricted band edge was shown in tabular data.

Radiated Spurious Emission

Test place	Ise EMC Lab.		
Semi Anechoic Chamber	No.2	No.2	No.2
Date	January 27, 2022	February 1, 2022	February 2, 2022
Temperature / Humidity	24 deg. C / 40 % RH	22 deg. C / 45 % RH	22 deg. C / 44 % RH
Engineer	Yuichiro Yamazaki	Junya Okuno	Junya Okuno
	(1 GHz - 10 GHz)	(10 GHz - 18 GHz)	(18 GHz - 40 GHz)
Mode	Tx 11ax-40 5190 MHz (OFDM)		

Polarity [Hori/Vert]	Frequency [MHz]	Reading (QP / PK) [dBuV]	Reading (AV) [dBuV]	Ant. Factor [dB/m]	Loss [dB]	Gain [dB]	Duty Factor [dB]	Result (QP / PK) [dBuV/m]	Result (AV) [dBuV/m]	Limit (QP / PK) [dBuV/m]	Limit (AV) [dBuV/m]	Margin (QP / PK) [dB]	Margin (AV) [dB]	Remark
Hori.	5150.0	52.8	42.0	31.7	5.4	33.7	-	56.2	45.4	73.9	53.9	17.7	8.5	
Hori.	10380.0	46.3	-	39.2	-2.5	34.8	-	48.2	-	68.2	-	20.0	-	
Hori.	15570.0	45.1	36.1	37.3	-0.8	33.7	-	47.9	38.9	73.9	53.9	26.1	15.1	Floor noise
Vert.	5150.0	49.6	39.1	31.7	5.4	33.7	-	53.0	42.5	73.9	53.9	20.9	11.4	
Vert.	10380.0	47.2	-	39.2	-2.5	34.8	-	49.1	-	68.2	-	19.1	-	
Vert.	15570.0	44.9	36.2	37.3	-0.8	33.7	-	47.7	38.9	73.9	53.9	26.2	15.0	Floor noise

Result = Reading + Ant Factor + Loss (Cable+Attenuator+Filter+Distance factor(above 1 GHz)) - Gain(Amplifier)

Result (AV)= Reading + Ant Factor + Loss (Cable+Attenuator+Filter+Distance factor(above 1 GHz)) - Gain(Amplifier) + Duty factor

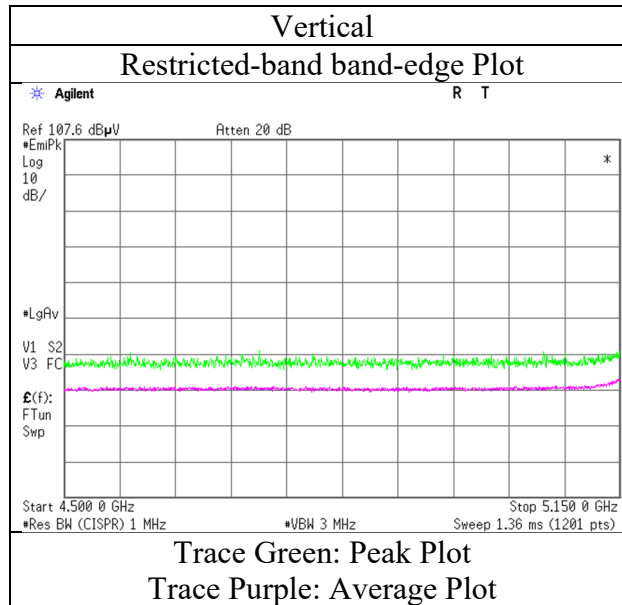
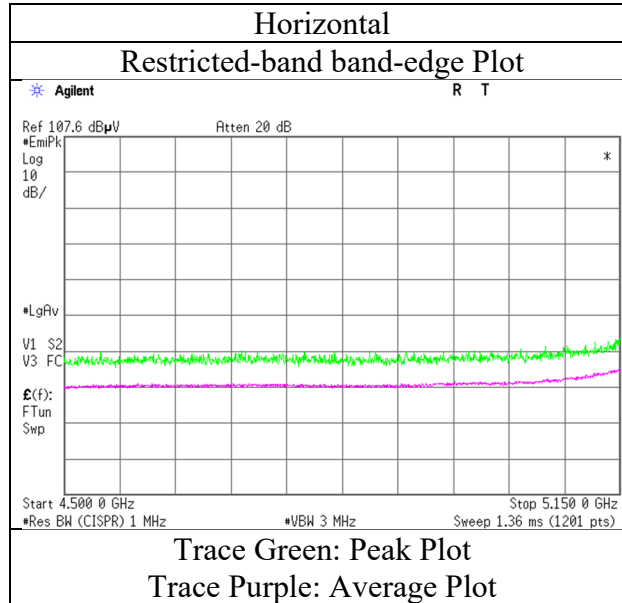
*Other frequency noises omitted in this report were not seen or had enough margin (more than 20 dB).

*QP detector was used up to 1GHz.

Distance factor: 1 GHz - 10 GHz 20log(3.65 m / 3.0 m) = 1.71 dB
 10 GHz - 40 GHz 20log(1.0 m / 3.0 m) = -9.5 dB

Radiated Spurious Emission

Test place	Ise EMC Lab.
Semi Anechoic Chamber	No.2
Date	January 27, 2022
Temperature / Humidity	24 deg. C / 40 % RH
Engineer	Yuichiro Yamazaki (1 GHz - 10 GHz)
Mode	Tx 11ax-40 5190 MHz (OFDM)



* The measurement was conducted for a sufficiently long enough time to detect any possible spurious emissions. Final result of restricted band edge was shown in tabular data.

Radiated Spurious Emission

Test place	Ise EMC Lab.		
Semi Anechoic Chamber	No.2	No.2	No.2
Date	January 27, 2022	February 1, 2022	February 2, 2022
Temperature / Humidity	24 deg. C / 40 % RH	22 deg. C / 45 % RH	22 deg. C / 44 % RH
Engineer	Yuichiro Yamazaki	Junya Okuno	Junya Okuno
	(1 GHz - 10 GHz)	(10 GHz - 18 GHz)	(18 GHz - 40 GHz)
Mode	Tx 11ax-40 5270 MHz (OFDM)		

Polarity [Hori/Vert]	Frequency [MHz]	Reading (QP / PK) [dBuV]	Reading (AV) [dBuV]	Ant. Factor [dB/m]	Loss [dB]	Gain [dB]	Duty Factor [dB]	Result (QP / PK) [dBuV/m]	Result (AV) [dBuV/m]	Limit (QP / PK) [dBuV/m]	Limit (AV) [dBuV/m]	Margin (QP / PK) [dB]	Margin (AV) [dB]	Remark
Hori.	10540.0	43.3	-	39.2	-2.4	34.7	-	45.4	-	68.2	-	22.8	-	Floor noise
Hori.	15810.0	44.6	36.1	37.2	-0.8	33.9	-	47.1	38.6	73.9	53.9	26.8	15.4	Floor noise
Vert.	10540.0	43.4	-	39.2	-2.4	34.7	-	45.5	-	68.2	-	22.7	-	Floor noise
Vert.	15810.0	44.5	35.8	37.2	-0.8	33.9	-	47.0	38.3	73.9	53.9	26.9	15.6	Floor noise

Result = Reading + Ant Factor + Loss (Cable+Attenuator+Filter+Distance factor(above 1 GHz)) - Gain(Amplifier)

Result (AV)= Reading + Ant Factor + Loss (Cable+Attenuator+Filter+Distance factor(above 1 GHz)) - Gain(Amplifier) + Duty factor

*Other frequency noises omitted in this report were not seen or had enough margin (more than 20 dB).

*QP detector was used up to 1GHz.

Distance factor:	1 GHz - 10 GHz	$20\log(3.65\text{ m} / 3.0\text{ m}) = 1.71\text{ dB}$
	10 GHz - 40 GHz	$20\log(1.0\text{ m} / 3.0\text{ m}) = -9.5\text{ dB}$

Radiated Spurious Emission

Test place	Ise EMC Lab.		
Semi Anechoic Chamber	No.2	No.2	No.2
Date	January 27, 2022	February 1, 2022	February 2, 2022
Temperature / Humidity	24 deg. C / 40 % RH	22 deg. C / 45 % RH	22 deg. C / 44 % RH
Engineer	Yuichiro Yamazaki	Junya Okuno	Junya Okuno
	(1 GHz - 10 GHz)	(10 GHz - 18 GHz)	(18 GHz - 40 GHz)
Mode	Tx 11ax-40 5310 MHz (OFDM)		

Polarity	Frequency	Reading (QP / PK)	Reading (AV)	Ant. Factor	Loss	Gain	Duty Factor	Result (QP / PK)	Result (AV)	Limit (QP / PK)	Limit (AV)	Margin (QP / PK)	Margin (AV)	Remark
[Hori/Vert]	[MHz]	[dBuV]	[dBuV]	[dB/m]	[dB]	[dB]	[dB]	[dBuV/m]	[dBuV/m]	[dBuV/m]	[dBuV/m]	[dB]	[dB]	
Hori.	5350.0	53.5	43.0	31.6	5.5	33.6	-	57.0	46.4	73.9	53.9	16.9	7.5	
Hori.	10620.0	43.2	34.5	39.2	-2.4	34.6	-	45.4	36.7	73.9	53.9	28.6	17.2	Floor noise
Hori.	15930.0	44.5	35.8	37.5	-0.8	34.0	-	47.2	38.5	73.9	53.9	26.7	15.4	Floor noise
Vert.	5350.0	50.5	40.4	31.6	5.5	33.6	-	53.9	43.8	73.9	53.9	20.0	10.1	
Vert.	10620.0	43.4	34.4	39.2	-2.4	34.6	-	45.6	36.5	73.9	53.9	28.4	17.4	Floor noise
Vert.	15930.0	44.6	35.9	37.5	-0.8	34.0	-	47.3	38.6	73.9	53.9	26.6	15.3	Floor noise

Result = Reading + Ant Factor + Loss (Cable+Attenuator+Filter+Distance factor(above 1 GHz)) - Gain(Amplifier)

Result (AV)= Reading + Ant Factor + Loss (Cable+Attenuator+Filter+Distance factor(above 1 GHz)) - Gain(Amplifier) + Duty factor

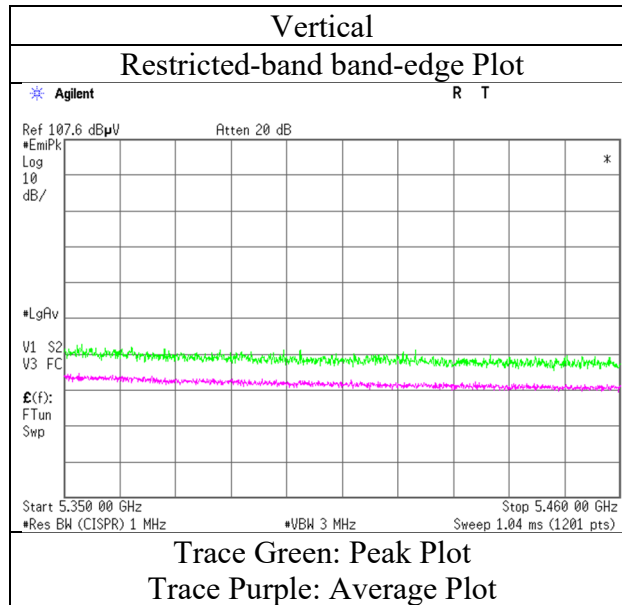
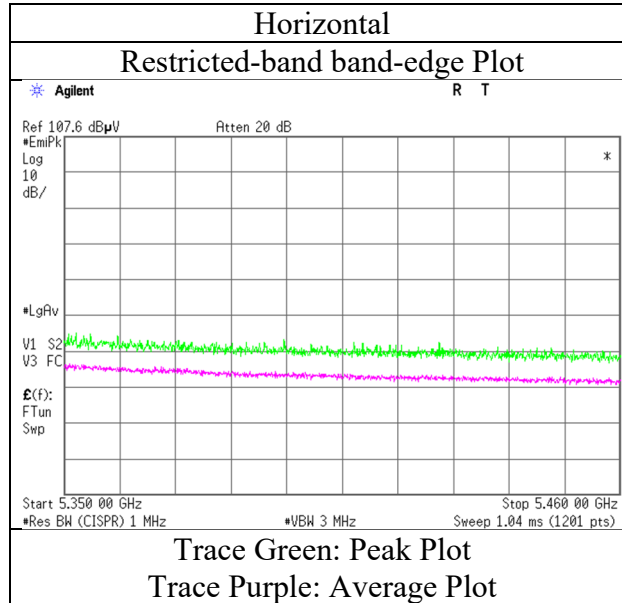
*Other frequency noises omitted in this report were not seen or had enough margin (more than 20 dB).

*QP detector was used up to 1GHz.

Distance factor: 1 GHz - 10 GHz 20log(3.65 m / 3.0 m) = 1.71 dB
 10 GHz - 40 GHz 20log(1.0 m / 3.0 m) = -9.5 dB

Radiated Spurious Emission

Test place	Ise EMC Lab.
Semi Anechoic Chamber	No.2
Date	January 27, 2022
Temperature / Humidity	24 deg. C / 40 % RH
Engineer	Yuichiro Yamazaki (1 GHz - 10 GHz)
Mode	Tx 11ax-40 5310 MHz (OFDM)



* The measurement was conducted for a sufficiently long enough time to detect any possible spurious emissions. Final result of restricted band edge was shown in tabular data.

Radiated Spurious Emission

Test place	Ise EMC Lab.		
Semi Anechoic Chamber	No.2	No.2	No.2
Date	January 27, 2022	February 1, 2022	February 2, 2022
Temperature / Humidity	24 deg. C / 40 % RH	22 deg. C / 45 % RH	22 deg. C / 44 % RH
Engineer	Yuichiro Yamazaki	Junya Okuno	Junya Okuno
	(1 GHz - 10 GHz)	(10 GHz - 18 GHz)	(18 GHz - 40 GHz)
Mode	Tx 11ax-40 5510 MHz (OFDM)		

Polarity [Hori/Vert]	Frequency [MHz]	Reading (QP / PK) [dBuV]	Reading (AV) [dBuV]	Ant. Factor [dB/m]	Loss [dB]	Gain [dB]	Duty Factor [dB]	Result (QP / PK) [dBuV/m]	Result (AV) [dBuV/m]	Limit (QP / PK) [dBuV/m]	Limit (AV) [dBuV/m]	Margin (QP / PK) [dB]	Margin (AV) [dB]	Remark
Hori.	5460.0	54.2	43.8	31.8	5.5	33.5	-	58.0	47.6	68.2	53.9	10.2	6.3	
Hori.	5470.0	56.1	-	31.8	5.5	33.5	-	59.8	-	68.2	-	8.4	-	
Hori.	11020.0	43.4	35.7	39.6	-2.3	34.3	-	46.4	38.7	73.9	53.9	27.5	15.2	
Hori.	16530.0	44.4	-	39.7	-0.7	33.7	-	49.8	-	68.2	-	18.4	-	Floor noise
Vert.	5460.0	51.4	41.3	31.8	5.5	33.5	-	55.1	45.0	68.2	53.9	13.1	8.9	
Vert.	5470.0	53.3	-	31.8	5.5	33.5	-	57.0	-	68.2	-	11.2	-	
Vert.	11020.0	44.3	36.4	39.6	-2.3	34.3	-	47.3	39.5	73.9	53.9	26.6	14.5	
Vert.	16530.0	44.2	-	39.7	-0.7	33.7	-	49.6	-	68.2	-	18.6	-	Floor noise

Result = Reading + Ant Factor + Loss (Cable+Attenuator+Filter+Distance factor(above 1 GHz)) - Gain(Amplifier)

Result (AV)= Reading + Ant Factor + Loss (Cable+Attenuator+Filter+Distance factor(above 1 GHz)) - Gain(Amplifier) + Duty factor

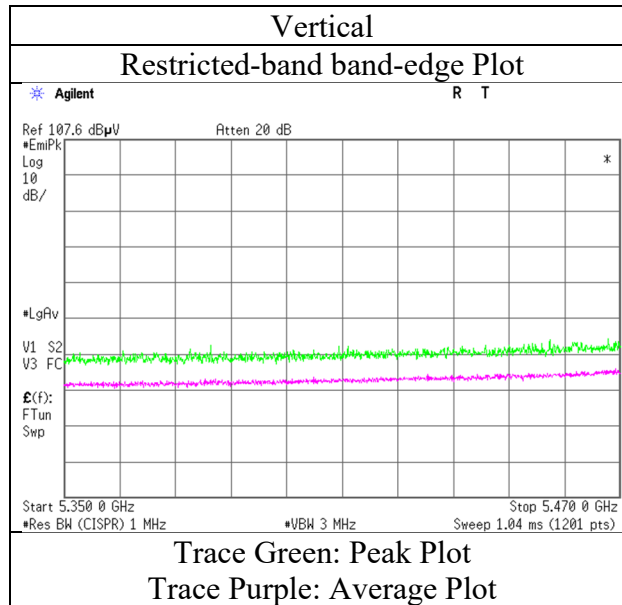
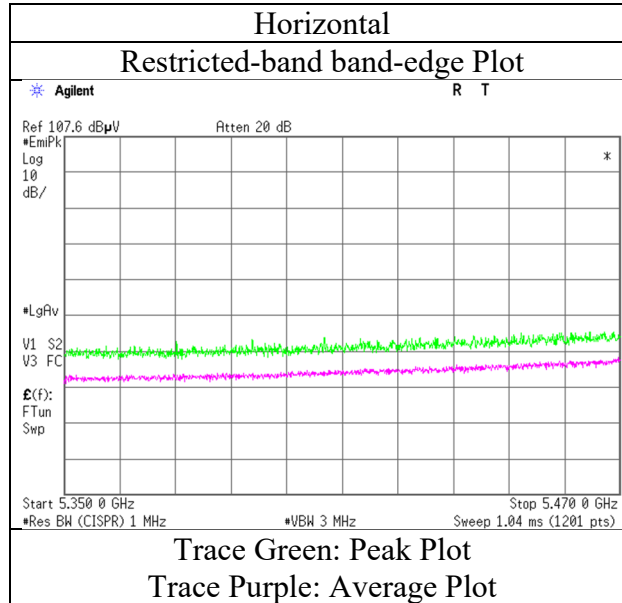
*Other frequency noises omitted in this report were not seen or had enough margin (more than 20 dB).

*QP detector was used up to 1GHz.

Distance factor: 1 GHz - 10 GHz $20\log(3.65\text{ m} / 3.0\text{ m}) = 1.71\text{ dB}$
 10 GHz - 40 GHz $20\log(1.0\text{ m} / 3.0\text{ m}) = -9.5\text{ dB}$

Radiated Spurious Emission

Test place	Ise EMC Lab.
Semi Anechoic Chamber	No.2
Date	January 27, 2022
Temperature / Humidity	24 deg. C / 40 % RH
Engineer	Yuichiro Yamazaki (1 GHz - 10 GHz)
Mode	Tx 11ax-40 5510 MHz (OFDM)



* The measurement was conducted for a sufficiently long enough time to detect any possible spurious emissions. Final result of restricted band edge was shown in tabular data.

Radiated Spurious Emission

Test place	Ise EMC Lab.		
Semi Anechoic Chamber	No.2	No.2	No.2
Date	January 27, 2022	February 1, 2022	February 2, 2022
Temperature / Humidity	24 deg. C / 40 % RH	22 deg. C / 45 % RH	22 deg. C / 44 % RH
Engineer	Yuichiro Yamazaki (1 GHz - 10 GHz)	Junya Okuno (10 GHz - 18 GHz)	Junya Okuno (18 GHz - 40 GHz)
Mode	Tx 11ax-40 5550 MHz (OFDM)		

Polarity [Hori/Vert]	Frequency [MHz]	Reading (QP / PK) [dBuV]	Reading (AV) [dBuV]	Ant. Factor [dB/m]	Loss [dB]	Gain [dB]	Duty Factor [dB]	Result (QP / PK) [dBuV/m]	Result (AV) [dBuV/m]	Limit (QP / PK) [dBuV/m]	Limit (AV) [dBuV/m]	Margin (QP / PK) [dB]	Margin (AV) [dB]	Remark
Hori.	11100.0	44.3	35.6	39.5	-2.2	34.3	-	47.4	38.6	73.9	53.9	26.5	15.3	
Hori.	16650.0	44.3	-	40.1	-0.7	33.6	-	50.1	-	68.2	-	18.1	-	Floor noise
Vert.	11100.0	45.0	36.0	39.5	-2.2	34.3	-	48.0	39.1	73.9	53.9	25.9	14.8	
Vert.	16650.0	44.6	-	40.1	-0.7	33.6	-	50.4	-	68.2	-	17.8	-	Floor noise

Result = Reading + Ant Factor + Loss (Cable+Attenuator+Filter+Distance factor(above 1 GHz)) - Gain(Amplifier)

Result (AV)= Reading + Ant Factor + Loss (Cable+Attenuator+Filter+Distance factor(above 1 GHz)) - Gain(Amplifier) + Duty factor

*Other frequency noises omitted in this report were not seen or had enough margin (more than 20 dB).

*QP detector was used up to 1GHz.

Distance factor:	1 GHz - 10 GHz	20log(3.65 m / 3.0 m) = 1.71 dB
	10 GHz - 40 GHz	20log(1.0 m / 3.0 m) = -9.5 dB

Radiated Spurious Emission

Test place	Ise EMC Lab.		
Semi Anechoic Chamber	No.2	No.2	No.2
Date	January 27, 2022	February 1, 2022	February 2, 2022
Temperature / Humidity	24 deg. C / 40 % RH	22 deg. C / 45 % RH	22 deg. C / 44 % RH
Engineer	Yuichiro Yamazaki	Junya Okuno	Junya Okuno
	(1 GHz - 10 GHz)	(10 GHz - 18 GHz)	(18 GHz - 40 GHz)
Mode	Tx 11ax-40 5670 MHz (OFDM)		

Polarity [Hori/Vert]	Frequency [MHz]	Reading (QP / PK) [dBuV]	Reading (AV) [dBuV]	Ant. Factor [dB/m]	Loss [dB]	Gain [dB]	Duty Factor [dB]	Result (QP / PK) [dBuV/m]	Result (AV) [dBuV/m]	Limit (QP / PK) [dBuV/m]	Limit (AV) [dBuV/m]	Margin (QP / PK) [dB]	Margin (AV) [dB]	Remark
Hori.	5725.0	51.4	-	31.9	5.6	33.5	-	55.4	-	68.2	-	12.9	-	
Hori.	11340.0	44.4	36.0	39.5	-2.1	34.2	-	47.6	39.2	73.9	53.9	26.3	14.7	
Hori.	17010.0	44.3	-	41.1	-0.6	33.3	-	51.4	-	68.2	-	16.8	-	Floor noise
Vert.	5725.0	48.0	-	31.9	5.6	33.5	-	52.0	-	68.2	-	16.2	-	
Vert.	11340.0	44.9	36.8	39.5	-2.1	34.2	-	48.1	40.0	73.9	53.9	25.8	13.9	
Vert.	17010.0	44.4	-	41.1	-0.6	33.3	-	51.5	-	68.2	-	16.7	-	Floor noise

Result = Reading + Ant Factor + Loss (Cable+Attenuator+Filter+Distance factor(above 1 GHz)) - Gain(Amplifier)

Result (AV)= Reading + Ant Factor + Loss (Cable+Attenuator+Filter+Distance factor(above 1 GHz)) - Gain(Amplifier) + Duty factor

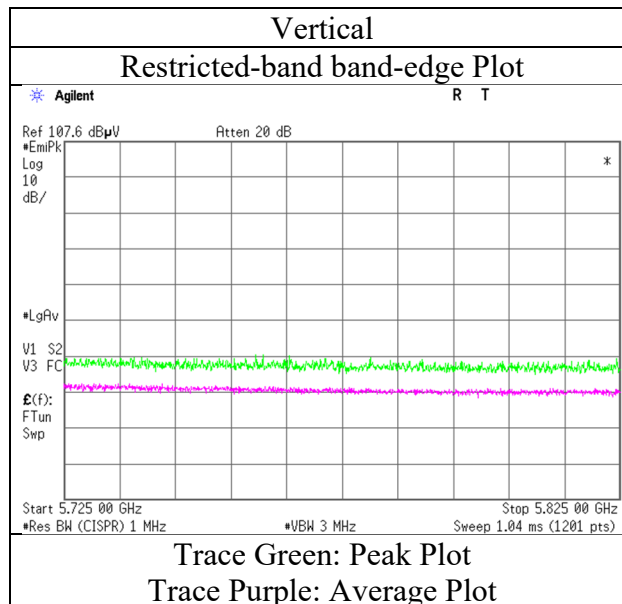
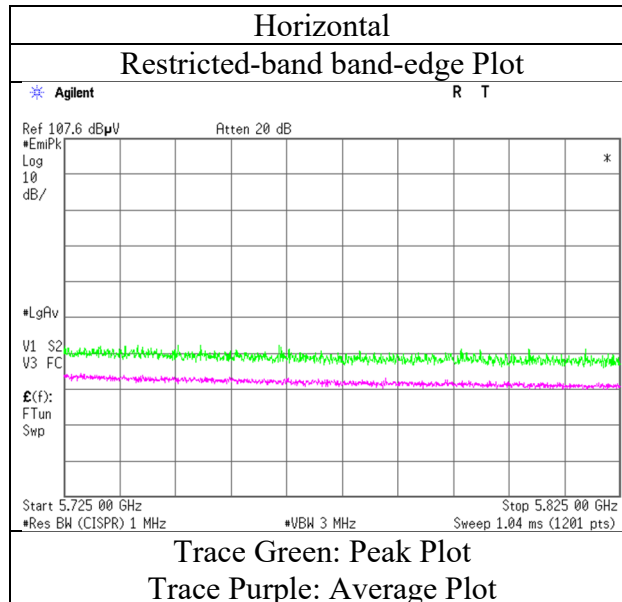
*Other frequency noises omitted in this report were not seen or had enough margin (more than 20 dB).

*QP detector was used up to 1GHz.

Distance factor: 1 GHz - 10 GHz 20log(3.65 m / 3.0 m) = 1.71 dB
 10 GHz - 40 GHz 20log(1.0 m / 3.0 m) = -9.5 dB

Radiated Spurious Emission

Test place	Ise EMC Lab.
Semi Anechoic Chamber	No.2
Date	January 27, 2022
Temperature / Humidity	24 deg. C / 40 % RH
Engineer	Yuichiro Yamazaki (1 GHz - 10 GHz)
Mode	Tx 11ax-40 5670 MHz (OFDM)



* The measurement was conducted for a sufficiently long enough time to detect any possible spurious emissions. Final result of restricted band edge was shown in tabular data.

Radiated Spurious Emission

Test place	Ise EMC Lab.		
Semi Anechoic Chamber	No.2	No.2	No.2
Date	January 27, 2022	February 1, 2022	February 2, 2022
Temperature / Humidity	24 deg. C / 40 % RH	22 deg. C / 45 % RH	22 deg. C / 44 % RH
Engineer	Yuichiro Yamazaki (1 GHz - 10 GHz)	Junya Okuno (10 GHz - 18 GHz)	Junya Okuno (18 GHz - 40 GHz)
Mode	Tx 11ax-40 5755 MHz (OFDM)		

Polarity [Hori/Vert]	Frequency [MHz]	Reading (QP / PK) [dBuV]	Reading (AV) [dBuV]	Ant. Factor [dB/m]	Loss [dB]	Gain [dB]	Duty Factor [dB]	Result (QP / PK) [dBuV/m]	Result (AV) [dBuV/m]	Limit (QP / PK) [dBuV/m]	Limit (AV) [dBuV/m]	Margin (QP / PK) [dB]	Margin (AV) [dB]	Remark
Hori.	5650.0	50.4	-	31.8	5.6	33.5	-	54.3	-	68.2	-	13.9	-	
Hori.	5700.0	52.7	-	31.9	5.6	33.5	-	56.6	-	105.2	-	48.6	-	
Hori.	5720.0	60.7	-	31.9	5.6	33.5	-	64.7	-	110.8	-	46.1	-	
Hori.	5725.0	61.5	-	31.9	5.6	33.5	-	65.5	-	122.2	-	56.7	-	
Hori.	11590.0	43.1	34.5	39.1	-1.9	34.2	-	46.2	37.6	73.9	53.9	27.7	16.3	Floor noise
Hori.	17385.0	44.6	-	43.6	-0.5	33.2	-	54.5	-	68.2	-	13.7	-	Floor noise
Vert.	5650.0	47.5	-	31.8	5.6	33.5	-	51.4	-	68.2	-	16.9	-	
Vert.	5700.0	49.6	-	31.9	5.6	33.5	-	53.5	-	105.2	-	51.7	-	
Vert.	5720.0	55.0	-	31.9	5.6	33.5	-	59.0	-	110.8	-	51.8	-	
Vert.	5725.0	56.6	-	31.9	5.6	33.5	-	60.6	-	122.2	-	61.6	-	
Vert.	11590.0	43.0	34.7	39.1	-1.9	34.2	-	46.0	37.7	73.9	53.9	27.9	16.2	Floor noise
Vert.	17385.0	44.5	-	43.6	-0.5	33.2	-	54.4	-	68.2	-	13.9	-	Floor noise

Result = Reading + Ant Factor + Loss (Cable+Attenuator+Filter+Distance factor(above 1 GHz)) - Gain(Amplifier)

Result (AV)= Reading + Ant Factor + Loss (Cable+Attenuator+Filter+Distance factor(above 1 GHz)) - Gain(Amplifier) + Duty factor

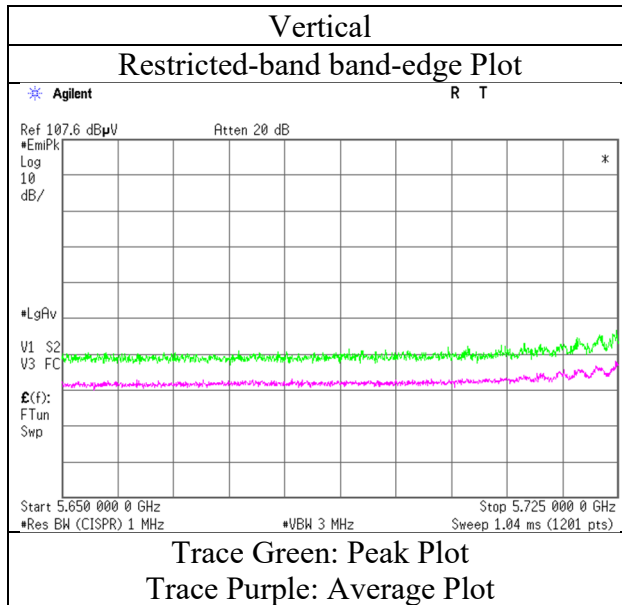
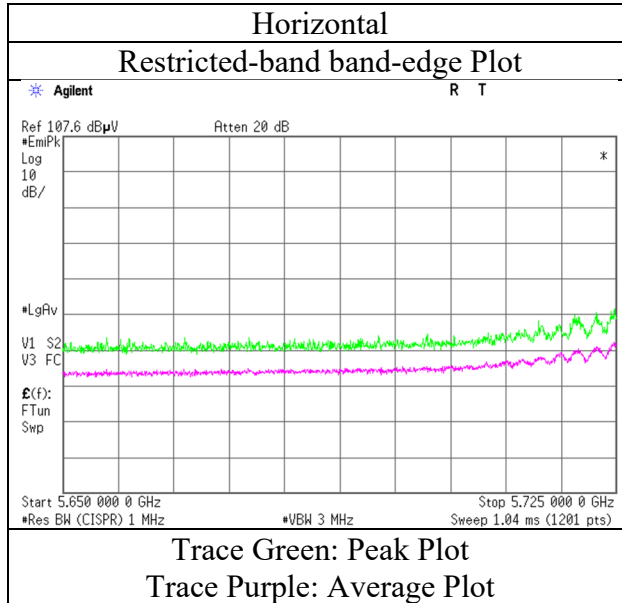
*Other frequency noises omitted in this report were not seen or had enough margin (more than 20 dB).

*QP detector was used up to 1GHz.

Distance factor:	1 GHz - 10 GHz	20log(3.65 m / 3.0 m) = 1.71 dB
	10 GHz - 40 GHz	20log(1.0 m / 3.0 m) = -9.5 dB

Radiated Spurious Emission

Test place	Ise EMC Lab.
Semi Anechoic Chamber	No.2
Date	January 27, 2022
Temperature / Humidity	24 deg. C / 40 % RH
Engineer	Yuichiro Yamazaki (1 GHz - 10 GHz)
Mode	Tx 11ax-40 5755 MHz (OFDM)



* The measurement was conducted for a sufficiently long enough time to detect any possible spurious emissions. Final result of restricted band edge was shown in tabular data.

Radiated Spurious Emission

Test place	Ise EMC Lab.		
Semi Anechoic Chamber	No.2	No.2	No.2
Date	January 27, 2022	February 1, 2022	February 2, 2022
Temperature / Humidity	24 deg. C / 40 % RH	22 deg. C / 45 % RH	22 deg. C / 44 % RH
Engineer	Yuichiro Yamazaki (1 GHz - 10 GHz)	Junya Okuno (10 GHz - 18 GHz)	Junya Okuno (18 GHz - 40 GHz)
Mode	Tx 11ax-40 5795 MHz (OFDM)		

Polarity [Hori/Vert]	Frequency [MHz]	Reading (QP / PK) [dBuV]	Reading (AV) [dBuV]	Ant. Factor [dB/m]	Loss [dB]	Gain [dB]	Duty Factor [dB]	Result (QP / PK) [dBuV/m]	Result (AV) [dBuV/m]	Limit (QP / PK) [dBuV/m]	Limit (AV) [dBuV/m]	Margin (QP / PK) [dB]	Margin (AV) [dB]	Remark
Hori.	5850.0	52.8	-	32.2	5.7	33.5	-	57.1	-	122.2	-	65.1	-	
Hori.	5855.0	52.5	-	32.2	5.7	33.5	-	56.9	-	110.8	-	53.9	-	
Hori.	5875.0	50.8	-	32.2	5.7	33.5	-	55.2	-	105.2	-	50.0	-	
Hori.	5925.0	48.1	-	32.3	5.7	33.5	-	52.6	-	68.2	-	15.7	-	
Hori.	11590.0	43.1	34.5	39.1	-1.9	34.2	-	46.2	37.6	73.9	53.9	27.7	16.3	Floor noise
Hori.	17385.0	44.6	-	43.6	-0.5	33.2	-	54.5	-	68.2	-	13.7	-	Floor noise
Vert.	5850.0	48.9	-	32.2	5.7	33.5	-	53.2	-	122.2	-	69.0	-	
Vert.	5855.0	47.8	-	32.2	5.7	33.5	-	52.1	-	110.8	-	58.7	-	
Vert.	5875.0	47.1	-	32.2	5.7	33.5	-	51.4	-	105.2	-	53.8	-	
Vert.	5925.0	45.7	-	32.3	5.7	33.5	-	50.2	-	68.2	-	18.0	-	
Vert.	11590.0	43.0	34.7	39.1	-1.9	34.2	-	46.0	37.7	73.9	53.9	27.9	16.2	Floor noise
Vert.	17385.0	44.5	-	43.6	-0.5	33.2	-	54.4	-	68.2	-	13.9	-	Floor noise

Result = Reading + Ant Factor + Loss (Cable+Attenuator+Filter+Distance factor(above 1 GHz)) - Gain(Amplifier)

Result (AV)= Reading + Ant Factor + Loss (Cable+Attenuator+Filter+Distance factor(above 1 GHz)) - Gain(Amplifier) + Duty factor

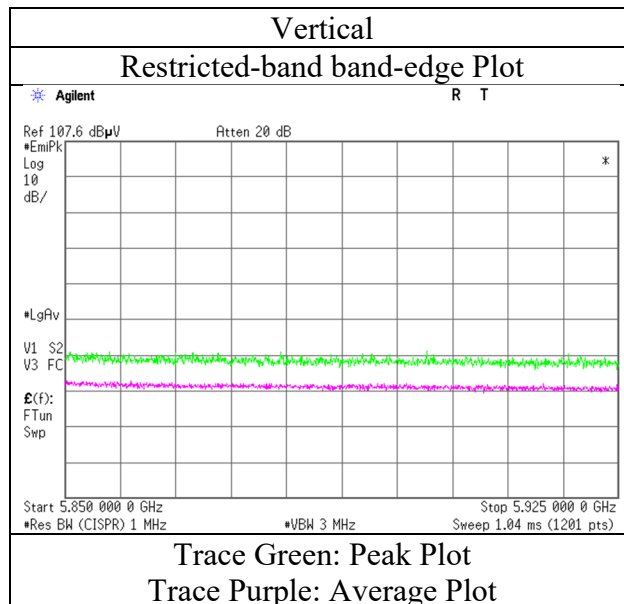
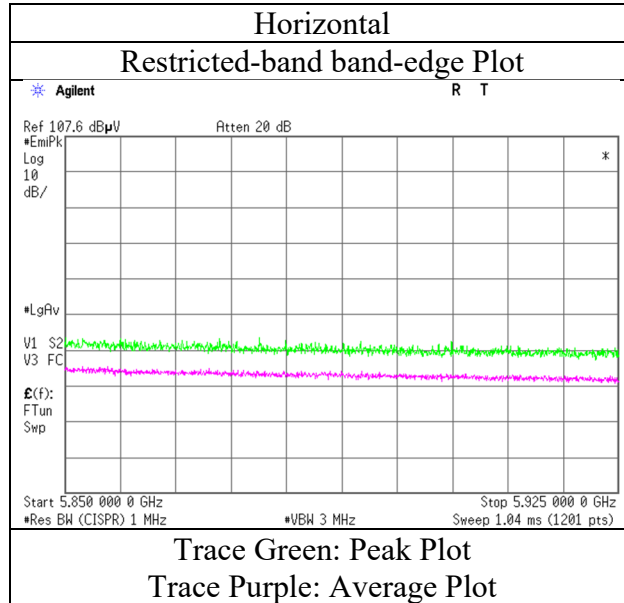
*Other frequency noises omitted in this report were not seen or had enough margin (more than 20 dB).

*QP detector was used up to 1GHz.

Distance factor:	1 GHz - 10 GHz	20log(3.65 m / 3.0 m) = 1.71 dB
	10 GHz - 40 GHz	20log(1.0 m / 3.0 m) = -9.5 dB

Radiated Spurious Emission

Test place Ise EMC Lab.
Semi Anechoic Chamber No.2
Date January 27, 2022
Temperature / Humidity 24 deg. C / 40 % RH
Engineer Yuichiro Yamazaki
 (1 GHz - 10 GHz)
Mode Tx 11ax-40 5795 MHz (OFDM)



* The measurement was conducted for a sufficiently long enough time to detect any possible spurious emissions. Final result of restricted band edge was shown in tabular data.

Radiated Spurious Emission

Test place	Ise EMC Lab.		
Semi Anechoic Chamber	No.2	No.2	No.2
Date	January 27, 2022	February 2, 2022	February 2, 2022
Temperature / Humidity	24 deg. C / 40 % RH	23 deg. C / 43 % RH	22 deg. C / 44 % RH
Engineer	Yuichiro Yamazaki	Takafumi Noguchi	Junya Okuno
	(1 GHz - 10 GHz)	(10 GHz - 18 GHz)	(18 GHz - 40 GHz)
Mode	Tx 11ax-80 5210 MHz (OFDM)		

Polarity [Hori/Vert]	Frequency [MHz]	Reading (QP / PK) [dBuV]	Reading (AV) [dBuV]	Ant. Factor [dB/m]	Loss [dB]	Gain [dB]	Duty Factor [dB]	Result (QP / PK) [dBuV/m]	Result (AV) [dBuV/m]	Limit (QP / PK) [dBuV/m]	Limit (AV) [dBuV/m]	Margin (QP / PK) [dB]	Margin (AV) [dB]	Remark
Hori.	5150.0	53.6	42.7	31.7	5.4	33.7	0.1	57.0	46.2	73.9	53.9	16.9	7.7	*1)
Hori.	10420.0	42.7	-	39.2	-2.5	34.8	-	44.7	-	68.2	-	23.5	-	Floor noise
Hori.	15630.0	43.9	36.3	37.2	-0.8	33.8	-	46.5	38.9	73.9	53.9	27.4	15.0	Floor noise
Vert.	5150.0	51.1	40.3	31.7	5.4	33.7	0.1	54.5	43.8	73.9	53.9	19.4	10.1	*1)
Vert.	10420.0	42.9	-	39.2	-2.5	34.8	-	44.9	-	68.2	-	23.3	-	Floor noise
Vert.	15630.0	43.8	36.3	37.2	-0.8	33.8	-	46.4	39.0	73.9	53.9	27.5	15.0	Floor noise

Result (QP / PK) = Reading + Ant Factor + Loss (Cable+Attenuator+Filter+Distance factor(above 1 GHz)) - Gain(Amplifier)

Result (AV)= Reading + Ant Factor + Loss (Cable+Attenuator+Filter+Distance factor(above 1 GHz)) - Gain(Amplifier) + Duty factor

*Other frequency noises omitted in this report were not seen or had enough margin (more than 20 dB).

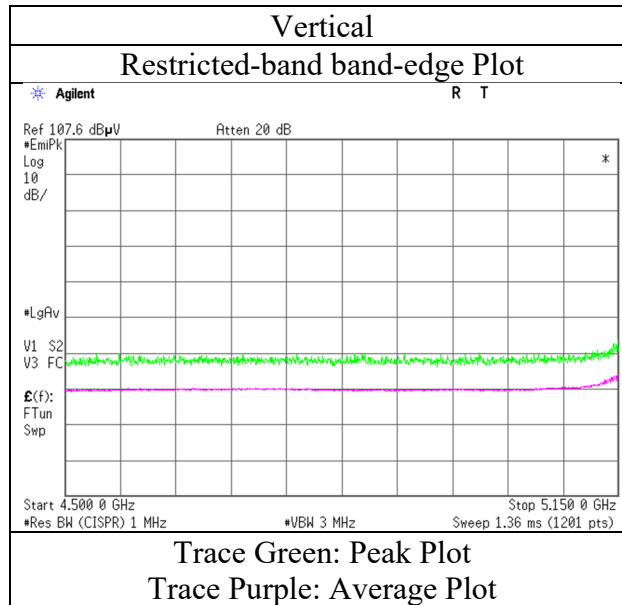
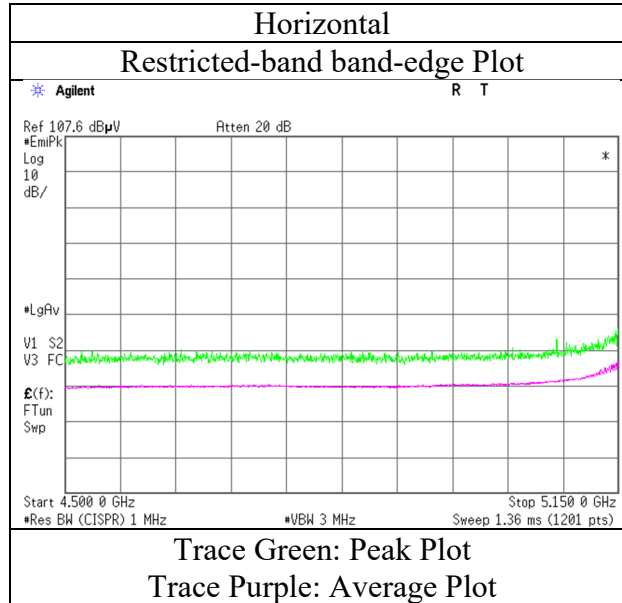
*QP detector was used up to 1GHz.

*1) Not Out of Band emission(Leakage Power)

Distance factor: 1 GHz - 10 GHz $20\log(3.65 \text{ m} / 3.0 \text{ m}) = 1.71 \text{ dB}$
 10 GHz - 40 GHz $20\log(1.0 \text{ m} / 3.0 \text{ m}) = -9.5 \text{ dB}$

Radiated Spurious Emission

Test place	Ise EMC Lab.
Semi Anechoic Chamber	No.2
Date	January 27, 2022
Temperature / Humidity	24 deg. C / 40 % RH
Engineer	Yuichiro Yamazaki (1 GHz - 10 GHz)
Mode	Tx 11ax-80 5210 MHz (OFDM)



* The measurement was conducted for a sufficiently long enough time to detect any possible spurious emissions. Final result of restricted band edge was shown in tabular data.

Radiated Spurious Emission

Test place	Ise EMC Lab.		
Semi Anechoic Chamber	No.2	No.2	No.2
Date	January 27, 2022	February 2, 2022	February 2, 2022
Temperature / Humidity	24 deg. C / 40 % RH	23 deg. C / 43 % RH	22 deg. C / 44 % RH
Engineer	Yuichiro Yamazaki (1 GHz - 10 GHz)	Takafumi Noguchi (10 GHz - 18 GHz)	Junya Okuno (18 GHz - 40 GHz)
Mode	Tx 11ax-80 5290 MHz (OFDM)		

Polarity	Frequency	Reading (QP / PK)	Reading (AV)	Ant. Factor	Loss	Gain	Duty Factor	Result (QP / PK)	Result (AV)	Limit (QP / PK)	Limit (AV)	Margin (QP / PK)	Margin (AV)	Remark
[Hori/Vert]	[MHz]	[dBuV]	[dBuV]	[dB/m]	[dB]	[dB]	[dB]	[dBuV/m]	[dBuV/m]	[dBuV/m]	[dBuV/m]	[dB]	[dB]	
Hori.	5350.0	54.7	42.9	31.6	5.5	33.6	0.1	58.1	46.5	73.9	53.9	15.8	7.4	*1)
Hori.	5350.3	55.1	44.6	31.6	5.5	33.6	0.1	58.5	48.1	73.9	53.9	15.4	5.8	*2)
Hori.	10580.0	43.0	-	39.2	-2.4	34.6	-	45.1	-	68.2	-	23.1	-	Floor noise
Hori.	15870.0	44.7	36.3	37.4	-0.8	34.0	-	47.3	38.9	73.9	53.9	26.6	15.1	Floor noise
Vert.	5350.0	51.4	40.6	31.6	5.5	33.6	0.1	54.8	44.1	73.9	53.9	19.1	9.8	*1)
Vert.	5351.0	52.2	41.4	31.6	5.5	33.6	0.1	55.6	45.0	73.9	53.9	18.3	8.9	*2)
Vert.	5353.9	51.8	41.3	31.6	5.5	33.6	0.1	55.3	44.9	73.9	53.9	18.6	9.0	*2)
Vert.	10580.0	42.9	-	39.2	-2.4	34.6	-	45.0	-	68.2	-	23.2	-	Floor noise
Vert.	15870.0	44.2	36.2	37.4	-0.8	34.0	-	46.8	38.8	73.9	53.9	27.2	15.1	Floor noise

Result (QP / PK) = Reading + Ant Factor + Loss (Cable+Attenuator+Filter+Distance factor(above 1 GHz)) - Gain(Amplifier)

Result (AV)= Reading + Ant Factor + Loss (Cable+Attenuator+Filter+Distance factor(above 1 GHz)) - Gain(Amplifier) + Duty factor

*Other frequency noises omitted in this report were not seen or had enough margin (more than 20 dB).

*QP detector was used up to 1GHz.

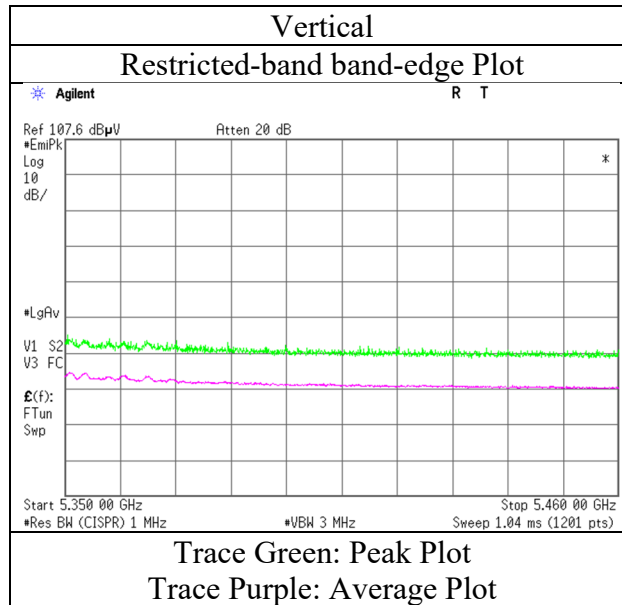
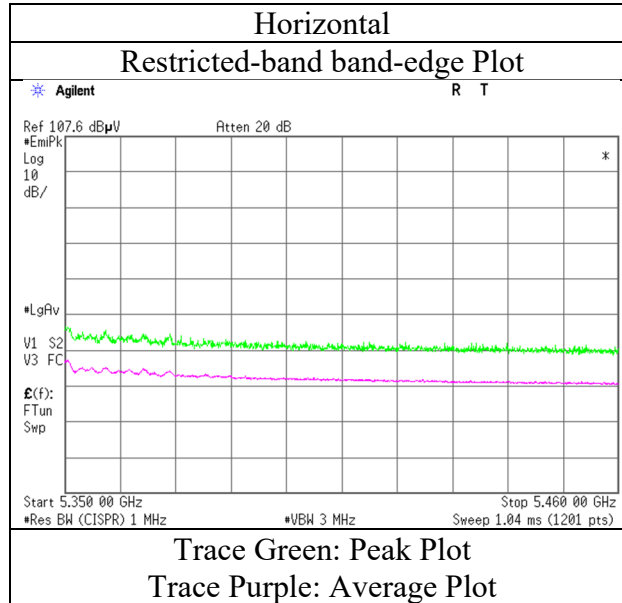
*1) Not Out of Band emission(Leakage Power)

*2) Noise synchronized with duty of carrier frequency

Distance factor: 1 GHz - 10 GHz $20\log(3.65\text{ m} / 3.0\text{ m}) = 1.71\text{ dB}$
 10 GHz - 40 GHz $20\log(1.0\text{ m} / 3.0\text{ m}) = -9.5\text{ dB}$

Radiated Spurious Emission

Test place	Ise EMC Lab.
Semi Anechoic Chamber	No.2
Date	January 27, 2022
Temperature / Humidity	24 deg. C / 40 % RH
Engineer	Yuichiro Yamazaki (1 GHz - 10 GHz)
Mode	Tx 11ax-80 5290 MHz (OFDM)



* The measurement was conducted for a sufficiently long enough time to detect any possible spurious emissions. Final result of restricted band edge was shown in tabular data.

Radiated Spurious Emission

Test place	Ise EMC Lab.		
Semi Anechoic Chamber	No.2	No.2	No.2
Date	January 27, 2022	February 2, 2022	February 2, 2022
Temperature / Humidity	24 deg. C / 40 % RH	23 deg. C / 43 % RH	22 deg. C / 44 % RH
Engineer	Yuichiro Yamazaki (1 GHz - 10 GHz)	Takafumi Noguchi (10 GHz - 18 GHz)	Junya Okuno (18 GHz - 40 GHz)
Mode	Tx 11ax-80 5530 MHz (OFDM)		

Polarity	Frequency	Reading (QP / PK)	Reading (AV)	Ant. Factor	Loss	Gain	Duty Factor	Result (QP / PK)	Result (AV)	Limit (QP / PK)	Limit (AV)	Margin (QP / PK)	Margin (AV)	Remark
[Hori/Vert]	[MHz]	[dBuV]	[dBuV]	[dB/m]	[dB]	[dB]	[dB]	[dBuV/m]	[dBuV/m]	[dBuV/m]	[dBuV/m]	[dB]	[dB]	
Hori.	5459.3	55.7	44.4	31.8	5.5	33.5	0.1	59.4	48.3	68.2	53.9	8.8	5.6	*2)
Hori.	5460.0	53.7	43.4	31.8	5.5	33.5	0.1	57.5	47.3	68.2	53.9	10.8	6.6	*1)
Hori.	5469.1	57.1	-	31.8	5.5	33.5	-	60.9	-	68.2	-	7.3	-	
Hori.	5470.0	55.2	-	31.8	5.5	33.5	-	59.0	-	68.2	-	9.3	-	
Hori.	11060.0	42.9	35.1	39.5	-2.2	34.3	-	45.9	38.1	73.9	53.9	28.0	15.8	Floor noise
Hori.	16590.0	44.6	-	40.1	-0.7	33.6	-	50.4	-	68.2	-	17.8	-	Floor noise
Vert.	5458.7	52.1	41.9	31.8	5.5	33.5	0.1	55.9	45.8	68.2	53.9	12.3	8.1	*2)
Vert.	5460.0	51.5	40.5	31.8	5.5	33.5	0.1	55.3	44.4	68.2	53.9	12.9	9.5	*1)
Vert.	5468.8	54.5	-	31.8	5.5	33.5	-	58.3	-	68.2	-	9.9	-	
Vert.	5470.0	52.0	-	31.8	5.5	33.5	-	55.7	-	68.2	-	12.5	-	
Vert.	11060.0	42.6	35.1	39.5	-2.2	34.3	-	45.7	38.1	73.9	53.9	28.3	15.8	Floor noise
Vert.	16590.0	45.1	-	40.1	-0.7	33.6	-	50.9	-	68.2	-	17.3	-	Floor noise

Result (QP / PK) = Reading + Ant Factor + Loss (Cable+Attenuator+Filter+Distance factor(above 1 GHz)) - Gain(Amplifier)

Result (AV) = Reading + Ant Factor + Loss (Cable+Attenuator+Filter+Distance factor(above 1 GHz)) - Gain(Amplifier) + Duty factor

*Other frequency noises omitted in this report were not seen or had enough margin (more than 20 dB).

*QP detector was used up to 1GHz.

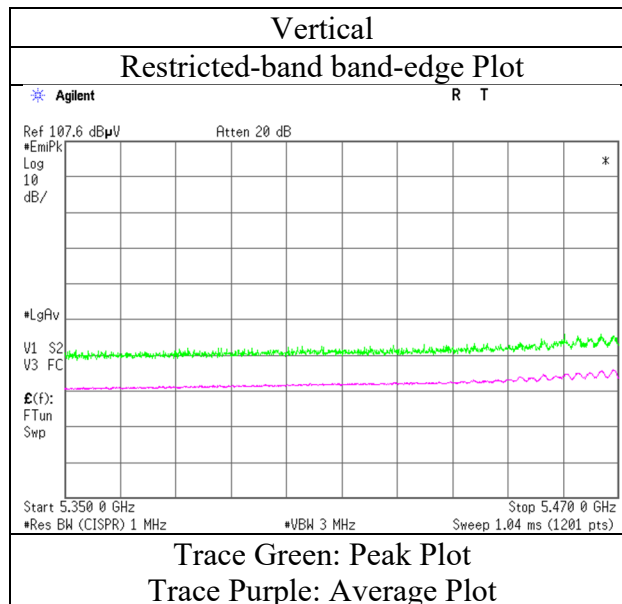
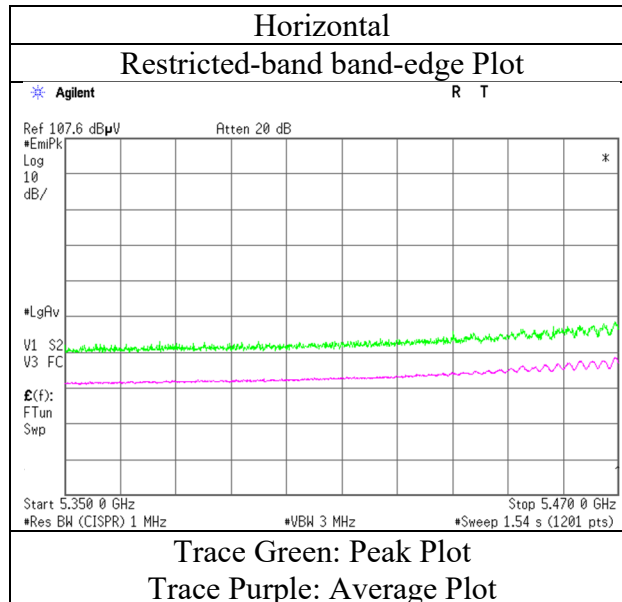
*1) Not Out of Band emission(Leakage Power)

*2) Noise synchronized with duty of carrier frequency

Distance factor: 1 GHz - 10 GHz $20\log(3.65\text{ m} / 3.0\text{ m}) = 1.71\text{ dB}$
 10 GHz - 40 GHz $20\log(1.0\text{ m} / 3.0\text{ m}) = -9.5\text{ dB}$

Radiated Spurious Emission

Test place	Ise EMC Lab.
Semi Anechoic Chamber	No.2
Date	January 27, 2022
Temperature / Humidity	24 deg. C / 40 % RH
Engineer	Yuichiro Yamazaki (1 GHz - 10 GHz)
Mode	Tx 11ax-80 5530 MHz (OFDM)



* The measurement was conducted for a sufficiently long enough time to detect any possible spurious emissions. Final result of restricted band edge was shown in tabular data.

Radiated Spurious Emission

Test place	Ise EMC Lab.		
Semi Anechoic Chamber	No.2	No.2	No.2
Date	January 27, 2022	February 2, 2022	February 2, 2022
Temperature / Humidity	24 deg. C / 40 % RH	23 deg. C / 43 % RH	22 deg. C / 44 % RH
Engineer	Yuichiro Yamazaki	Takafumi Noguchi	Junya Okuno
	(1 GHz - 10 GHz)	(10 GHz - 18 GHz)	(18 GHz - 40 GHz)
Mode	Tx 11ax-80 5610 MHz (OFDM)		

Polarity [Hori/Vert]	Frequency [MHz]	Reading (QP / PK) [dBuV]	Reading (AV) [dBuV]	Ant. Factor [dB/m]	Loss [dB]	Gain [dB]	Duty Factor [dB]	Result (QP / PK) [dBuV/m]	Result (AV) [dBuV/m]	Limit (QP / PK) [dBuV/m]	Limit (AV) [dBuV/m]	Margin (QP / PK) [dB]	Margin (AV) [dB]	Remark
Hori.	5725.0	47.7	-	31.9	5.6	33.5	-	51.7	-	68.2	-	16.6	-	
Hori.	11220.0	43.2	34.9	39.5	-2.1	34.3	-	46.3	38.0	73.9	53.9	27.6	15.9	Floor noise
Hori.	16830.0	43.8	-	40.9	-0.7	33.5	-	50.5	-	68.2	-	17.7	-	Floor noise
Vert.	5725.0	45.0	-	31.9	5.6	33.5	-	49.0	-	68.2	-	19.2	-	
Vert.	11220.0	42.9	34.6	39.5	-2.1	34.3	-	45.9	37.7	73.9	53.9	28.0	16.2	Floor noise
Vert.	16830.0	43.5	-	40.9	-0.7	33.5	-	50.3	-	68.2	-	17.9	-	Floor noise

Result (QP / PK) = Reading + Ant Factor + Loss (Cable+Attenuator+Filter+Distance factor(above 1 GHz)) - Gain(Amplifier)

Result (AV) = Reading + Ant Factor + Loss (Cable+Attenuator+Filter+Distance factor(above 1 GHz)) - Gain(Amplifier) + Duty factor

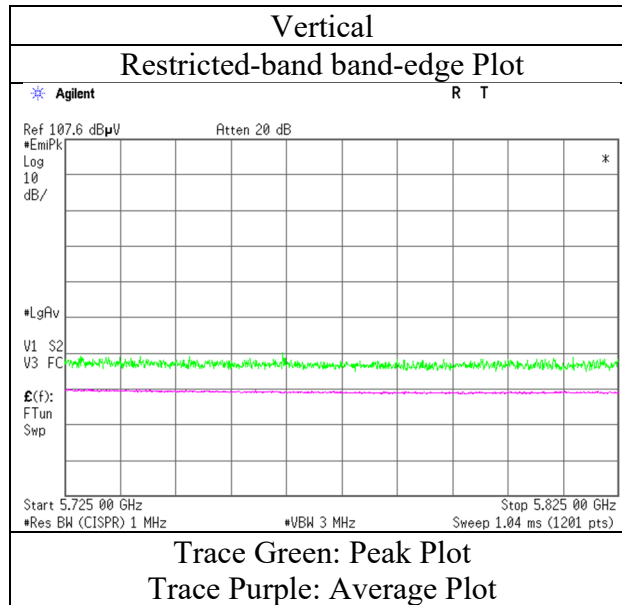
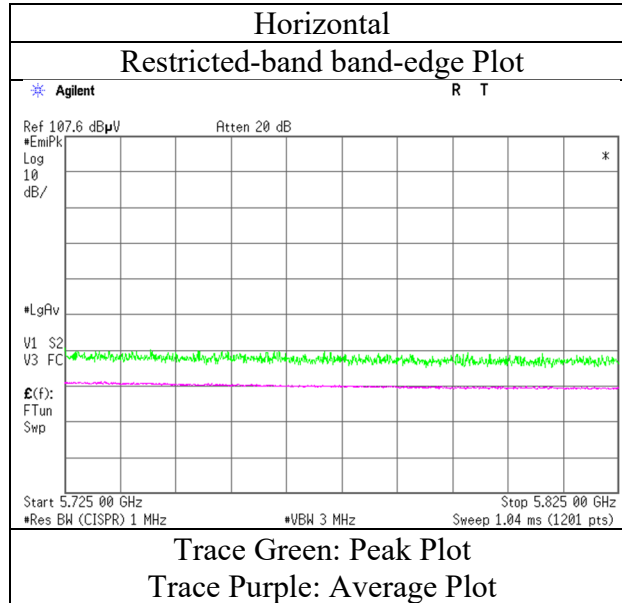
*Other frequency noises omitted in this report were not seen or had enough margin (more than 20 dB).

*QP detector was used up to 1GHz.

Distance factor:	1 GHz - 10 GHz	$20\log(3.65\text{ m} / 3.0\text{ m}) = 1.71\text{ dB}$
	10 GHz - 40 GHz	$20\log(1.0\text{ m} / 3.0\text{ m}) = -9.5\text{ dB}$

Radiated Spurious Emission

Test place	Ise EMC Lab.
Semi Anechoic Chamber	No.2
Date	January 27, 2022
Temperature / Humidity	24 deg. C / 40 % RH
Engineer	Yuichiro Yamazaki (1 GHz - 10 GHz)
Mode	Tx 11ax-80 5610 MHz (OFDM)



* The measurement was conducted for a sufficiently long enough time to detect any possible spurious emissions. Final result of restricted band edge was shown in tabular data.

Radiated Spurious Emission

Test place	Ise EMC Lab.		
Semi Anechoic Chamber	No.2	No.2	No.2
Date	January 31, 2022	February 2, 2022	February 2, 2022
Temperature / Humidity	22 deg. C / 44 % RH	23 deg. C / 43 % RH	22 deg. C / 44 % RH
Engineer	Junya Okuno	Takafumi Noguchi	Junya Okuno
	(1 GHz - 10 GHz)	(10 GHz - 18 GHz)	(18 GHz - 40 GHz)
Mode	Tx 11ax-80 5690 MHz (OFDM)		

Polarity [Hori/Vert]	Frequency [MHz]	Reading (QP / PK) [dBuV]	Reading (AV) [dBuV]	Ant. Factor [dB/m]	Loss [dB]	Gain [dB]	Duty Factor [dB]	Result (QP / PK) [dBuV/m]	Result (AV) [dBuV/m]	Limit (QP / PK) [dBuV/m]	Limit (AV) [dBuV/m]	Margin (QP / PK) [dB]	Margin (AV) [dB]	Remark
Hori.	11380.0	42.5	34.5	39.6	-2.0	34.2	-	45.8	37.8	73.9	53.9	28.1	16.1	Floor noise
Hori.	17070.0	43.5	-	41.2	-0.6	33.3	-	50.8	-	68.2	-	17.4	-	Floor noise
Vert.	11380.0	42.5	34.4	39.6	-2.0	34.2	-	45.8	37.7	73.9	53.9	28.1	16.2	Floor noise
Vert.	17070.0	44.2	-	41.2	-0.6	33.3	-	51.5	-	68.2	-	16.7	-	Floor noise

Result (QP / PK) = Reading + Ant Factor + Loss (Cable+Attenuator+Filter+Distance factor(above 1 GHz)) - Gain(Amplifier)

Result (AV)= Reading + Ant Factor + Loss (Cable+Attenuator+Filter+Distance factor(above 1 GHz)) - Gain(Amplifier) + Duty factor

*Other frequency noises omitted in this report were not seen or had enough margin (more than 20 dB).

*QP detector was used up to 1GHz.

Distance factor: 1 GHz - 10 GHz $20\log(3.65\text{ m} / 3.0\text{ m}) = 1.71\text{ dB}$
 10 GHz - 40 GHz $20\log(1.0\text{ m} / 3.0\text{ m}) = -9.5\text{ dB}$

Radiated Spurious Emission

Test place	Ise EMC Lab.		
Semi Anechoic Chamber	No.2	No.2	No.2
Date	January 27, 2022	February 2, 2022	February 2, 2022
Temperature / Humidity	24 deg. C / 40 % RH	23 deg. C / 43 % RH	22 deg. C / 44 % RH
Engineer	Yuichiro Yamazaki (1 GHz - 10 GHz)	Takafumi Noguchi (10 GHz - 18 GHz)	Junya Okuno (18 GHz - 40 GHz)
Mode	Tx 11ax-80 5775 MHz (OFDM)		

Polarity	Frequency	Reading (QP / PK)	Reading (AV)	Ant. Factor	Loss	Gain	Duty Factor	Result (QP / PK)	Result (AV)	Limit (QP / PK)	Limit (AV)	Margin (QP / PK)	Margin (AV)	Remark
[Hori/Vert]	[MHz]	[dBuV]	[dBuV]	[dB/m]	[dB]	[dB]	[dB]	[dBuV/m]	[dBuV/m]	[dBuV/m]	[dBuV/m]	[dB]	[dB]	
Hori.	5650.0	49.6	-	31.8	5.6	33.5	-	53.4	-	68.2	-	14.8	-	
Hori.	5700.0	53.0	-	31.9	5.6	33.5	-	57.0	-	105.2	-	48.3	-	
Hori.	5720.0	55.1	-	31.9	5.6	33.5	-	59.1	-	110.8	-	51.7	-	
Hori.	5725.0	57.4	-	31.9	5.6	33.5	-	61.4	-	122.2	-	60.8	-	
Hori.	5850.0	53.2	-	32.2	5.7	33.5	-	57.5	-	122.2	-	64.7	-	
Hori.	5855.0	52.4	-	32.2	5.7	33.5	-	56.8	-	110.8	-	54.1	-	
Hori.	5875.0	49.7	-	32.2	5.7	33.5	-	54.1	-	105.2	-	51.2	-	
Hori.	5925.0	47.7	-	32.3	5.7	33.5	-	52.2	-	68.2	-	16.1	-	
Hori.	11550.0	41.8	34.3	39.3	-1.9	34.2	-	44.9	37.5	73.9	53.9	29.0	16.5	Floor noise
Hori.	17325.0	43.7	-	43.1	-0.5	33.2	-	53.0	-	68.2	-	15.2	-	Floor noise
Vert.	5650.0	46.9	-	31.8	5.6	33.5	-	50.8	-	68.2	-	17.4	-	
Vert.	5700.0	47.8	-	31.9	5.6	33.5	-	51.7	-	105.2	-	53.5	-	
Vert.	5720.0	52.5	-	31.9	5.6	33.5	-	56.5	-	110.8	-	54.3	-	
Vert.	5725.0	53.8	-	31.9	5.6	33.5	-	57.8	-	122.2	-	64.4	-	
Vert.	5850.0	50.4	-	32.2	5.7	33.5	-	54.7	-	122.2	-	67.5	-	
Vert.	5855.0	50.6	-	32.2	5.7	33.5	-	54.9	-	110.8	-	55.9	-	
Vert.	5875.0	47.1	-	32.2	5.7	33.5	-	51.5	-	105.2	-	53.7	-	
Vert.	5925.0	45.1	-	32.3	5.7	33.5	-	49.5	-	68.2	-	18.7	-	
Vert.	11550.0	42.3	34.4	39.3	-1.9	34.2	-	45.4	37.5	73.9	53.9	28.5	16.4	Floor noise
Vert.	17325.0	44.0	-	43.1	-0.5	33.2	-	53.4	-	68.2	-	14.8	-	Floor noise

Result (QP / PK) = Reading + Ant Factor + Loss (Cable+Attenuator+Filter+Distance factor(above 1 GHz)) - Gain(Amplifier)

Result (AV) = Reading + Ant Factor + Loss (Cable+Attenuator+Filter+Distance factor(above 1 GHz)) - Gain(Amplifier) + Duty factor

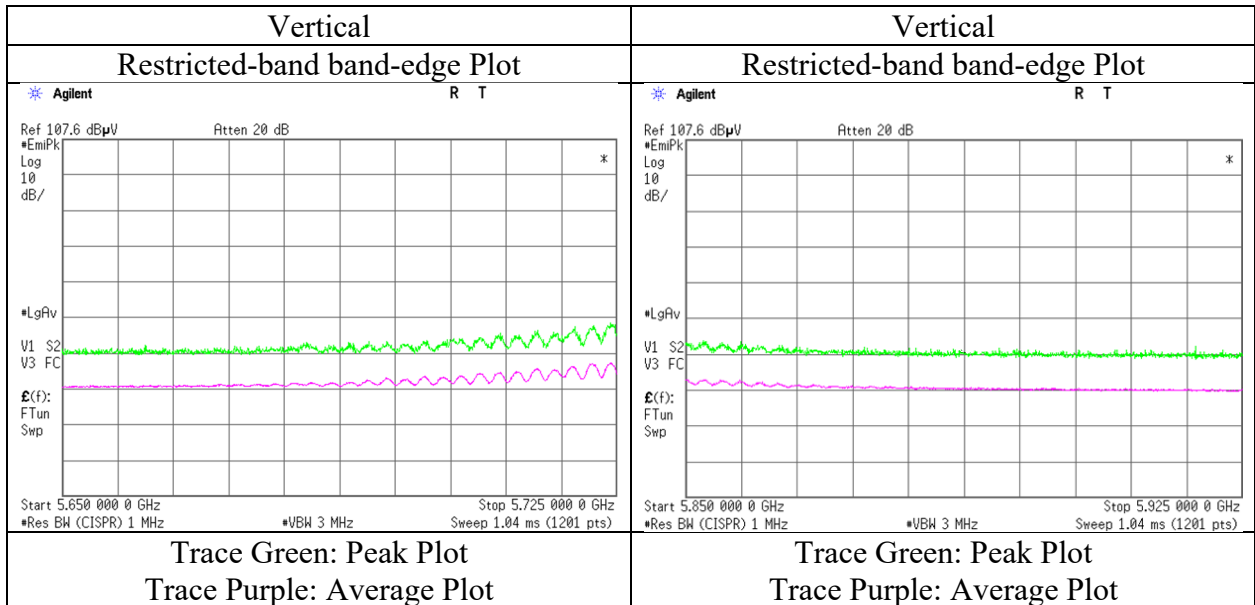
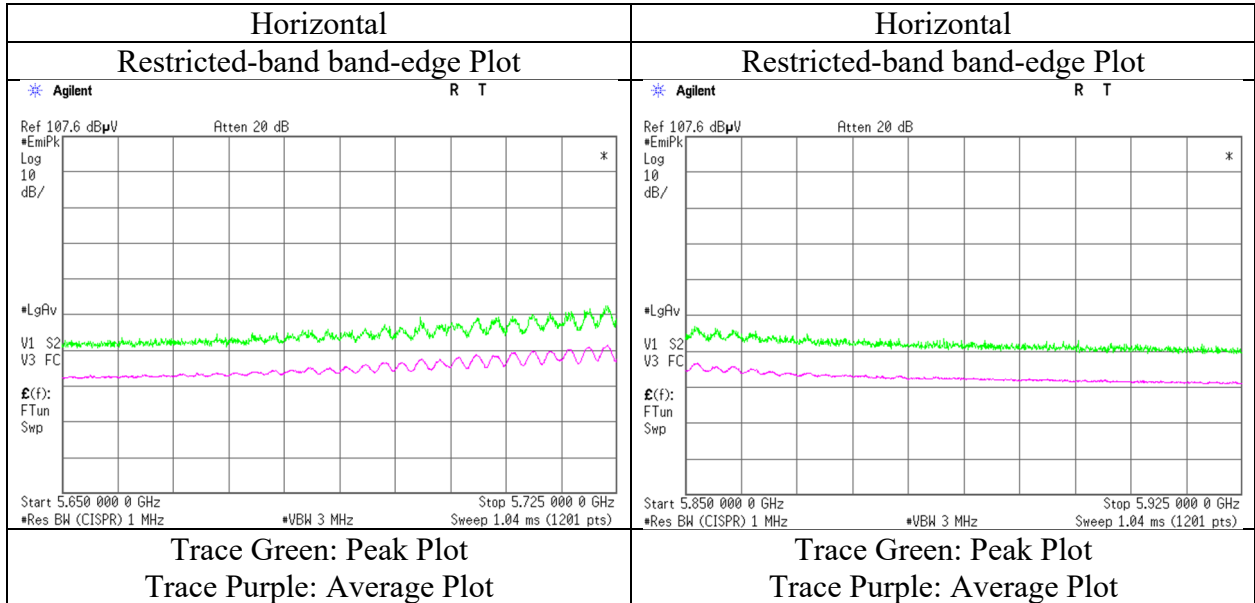
*Other frequency noises omitted in this report were not seen or had enough margin (more than 20 dB).

*QP detector was used up to 1GHz.

Distance factor: 1 GHz - 10 GHz 20log(3.65 m / 3.0 m) = 1.71 dB
 10 GHz - 40 GHz 20log(1.0 m / 3.0 m) = -9.5 dB

Radiated Spurious Emission

Test place	Ise EMC Lab.
Semi Anechoic Chamber	No.2
Date	January 27, 2022
Temperature / Humidity	24 deg. C / 40 % RH
Engineer	Yuichiro Yamazaki (1 GHz - 10 GHz)
Mode	Tx 11ax-80 5775 MHz (OFDM)



* The measurement was conducted for a sufficiently long enough time to detect any possible spurious emissions. Final result of restricted band edge was shown in tabular data.

Radiated Spurious Emission

Test place	Ise EMC Lab.
Semi Anechoic Chamber	No.2
Date	January 27, 2022
Temperature / Humidity	24 deg. C / 40 % RH
Engineer	Yuichiro Yamazaki (1 GHz - 10 GHz)
Mode	Tx 11ax-20 5180 MHz (26-tone RU)

RU Index 0

Polarity [Hori/Vert]	Frequency [MHz]	Reading (QP / PK) [dBuV]	Reading (AV) [dBuV]	Ant. Factor [dB/m]	Loss [dB]	Gain [dB]	Duty Factor [dB]	Result (QP / PK) [dBuV/m]	Result (AV) [dBuV/m]	Limit (QP / PK) [dBuV/m]	Limit (AV) [dBuV/m]	Margin (QP / PK) [dB]	Margin (AV) [dB]	Remark
Hori.	5150.0	45.2	34.5	31.7	5.4	33.7	0.3	48.7	38.2	73.9	53.9	25.2	15.7	*1)
Vert.	5150.0	44.0	33.2	31.7	5.4	33.7	0.3	47.5	36.9	73.9	53.9	26.5	17.0	*1)

Result (QP / PK) = Reading + Ant Factor + Loss (Cable+Attenuator+Filter+Distance factor(above 1 GHz)) - Gain(Amplifier)

Result (AV)= Reading + Ant Factor + Loss (Cable+Attenuator+Filter+Distance factor(above 1 GHz)) - Gain(Amplifier) + Duty factor

*Other frequency noises omitted in this report were not seen or had enough margin (more than 20 dB).

*QP detector was used up to 1GHz.

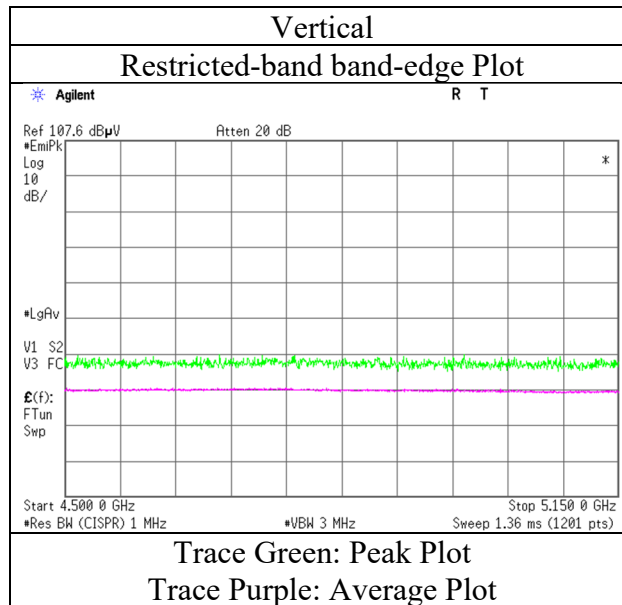
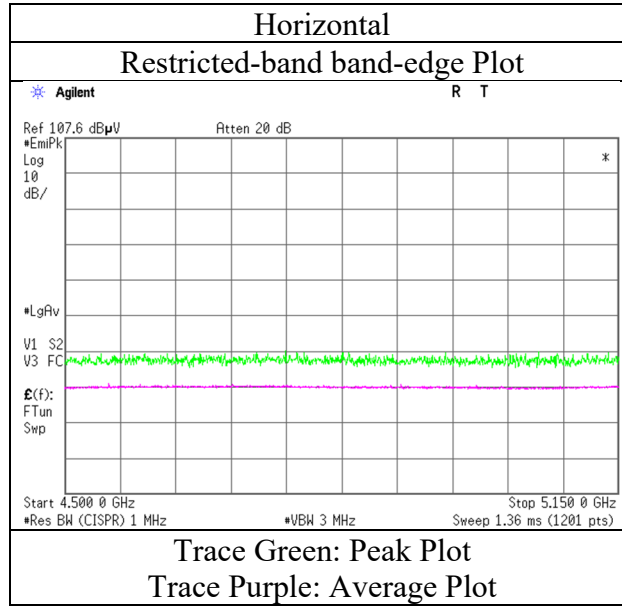
*1) Not Out of Band emission(Leakage Power)

Distance factor: 1 GHz - 10 GHz $20\log(3.65\text{ m} / 3.0\text{ m}) = 1.71\text{ dB}$

Radiated Spurious Emission

Test place	Ise EMC Lab.
Semi Anechoic Chamber	No.2
Date	January 27, 2022
Temperature / Humidity	24 deg. C / 40 % RH
Engineer	Yuichiro Yamazaki (1 GHz - 10 GHz)
Mode	Tx 11ax-20 5180 MHz (26-tone RU)

RU Index 0



* The measurement was conducted for a sufficiently long enough time to detect any possible spurious emissions. Final result of restricted band edge was shown in tabular data.

Radiated Spurious Emission

Test place	Ise EMC Lab.
Semi Anechoic Chamber	No.2
Date	January 27, 2022
Temperature / Humidity	24 deg. C / 40 % RH
Engineer	Yuichiro Yamazaki (1 GHz - 10 GHz)
Mode	Tx 11ax-20 5180 MHz (52-tone RU)

RU Index 37

Polarity [Hori/Vert]	Frequency [MHz]	Reading (QP / PK) [dBuV]	Reading (AV) [dBuV]	Ant. Factor [dB/m]	Loss [dB]	Gain [dB]	Duty Factor [dB]	Result (QP / PK) [dBuV/m]	Result (AV) [dBuV/m]	Limit (QP / PK) [dBuV/m]	Limit (AV) [dBuV/m]	Margin (QP / PK) [dB]	Margin (AV) [dB]	Remark
Hori.	5150.0	45.8	35.7	31.7	5.4	33.7	0.3	49.3	39.4	73.9	53.9	24.7	14.5	*1)
Vert.	5150.0	44.8	34.3	31.7	5.4	33.7	0.3	48.2	38.0	73.9	53.9	25.7	15.9	*1)

Result (QP / PK) = Reading + Ant Factor + Loss (Cable+Attenuator+Filter+Distance factor(above 1 GHz)) - Gain(Amplifier)

Result (AV) = Reading + Ant Factor + Loss (Cable+Attenuator+Filter+Distance factor(above 1 GHz)) - Gain(Amplifier) + Duty factor

*Other frequency noises omitted in this report were not seen or had enough margin (more than 20 dB).

*QP detector was used up to 1GHz.

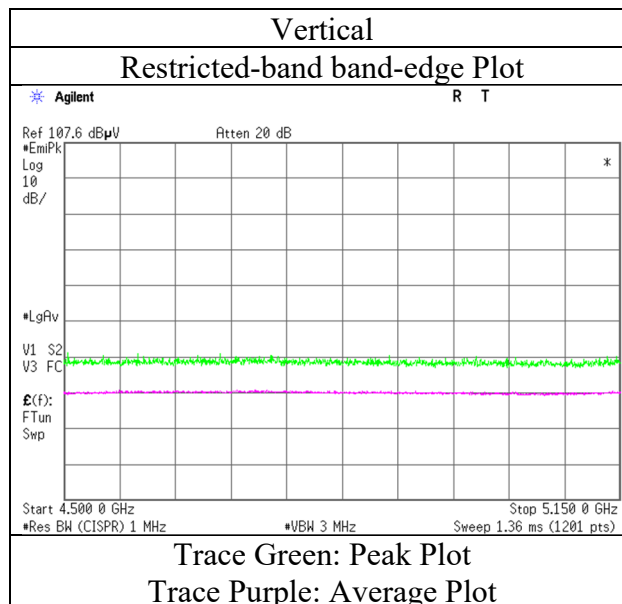
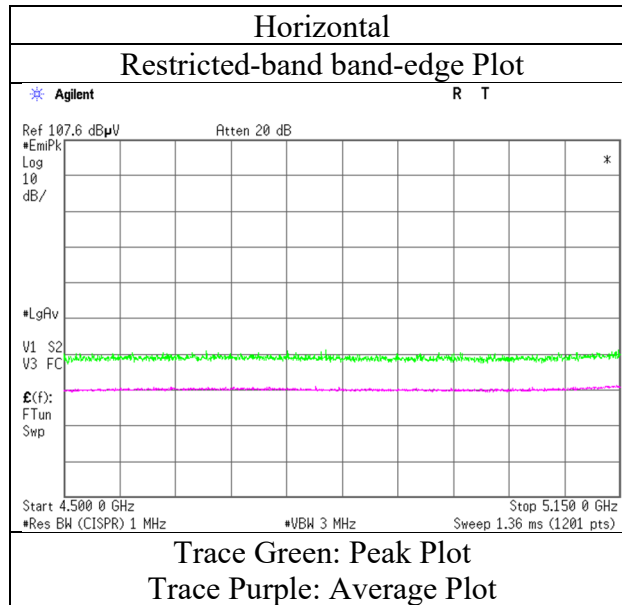
*1) Not Out of Band emission(Leakage Power)

Distance factor: 1 GHz - 10 GHz $20\log(3.65\text{ m} / 3.0\text{ m}) = 1.71\text{ dB}$

Radiated Spurious Emission

Test place	Ise EMC Lab.
Semi Anechoic Chamber	No.2
Date	January 27, 2022
Temperature / Humidity	24 deg. C / 40 % RH
Engineer	Yuichiro Yamazaki (1 GHz - 10 GHz)
Mode	Tx 11ax-20 5180 MHz (52-tone RU)

RU Index 37



* The measurement was conducted for a sufficiently long enough time to detect any possible spurious emissions. Final result of restricted band edge was shown in tabular data.

Radiated Spurious Emission

Test place	Ise EMC Lab.
Semi Anechoic Chamber	No.2
Date	January 27, 2022
Temperature / Humidity	24 deg. C / 40 % RH
Engineer	Yuichiro Yamazaki (1 GHz - 10 GHz)
Mode	Tx 11ax-20 5180 MHz (106-tone RU)

RU Index 53

Polarity [Hori/Vert]	Frequency [MHz]	Reading (QP / PK) [dBuV]	Reading (AV) [dBuV]	Ant. Factor [dB/m]	Loss [dB]	Gain [dB]	Duty Factor [dB]	Result (QP / PK) [dBuV/m]	Result (AV) [dBuV/m]	Limit (QP / PK) [dBuV/m]	Limit (AV) [dBuV/m]	Margin (QP / PK) [dB]	Margin (AV) [dB]	Remark
Hori.	5150.0	49.7	39.0	31.7	5.4	33.7	0.3	53.1	42.8	73.9	53.9	20.8	11.1	*1)
Vert.	5150.0	46.9	35.7	31.7	5.4	33.7	0.3	50.4	39.4	73.9	53.9	23.6	14.5	*1)

Result (QP / PK) = Reading + Ant Factor + Loss (Cable+Attenuator+Filter+Distance factor(above 1 GHz)) - Gain(Amplifier)

Result (AV) = Reading + Ant Factor + Loss (Cable+Attenuator+Filter+Distance factor(above 1 GHz)) - Gain(Amplifier) + Duty factor

*Other frequency noises omitted in this report were not seen or had enough margin (more than 20 dB).

*QP detector was used up to 1GHz.

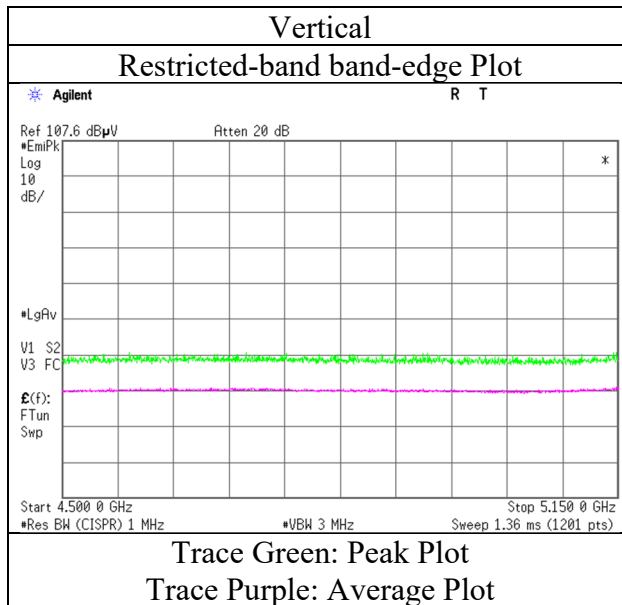
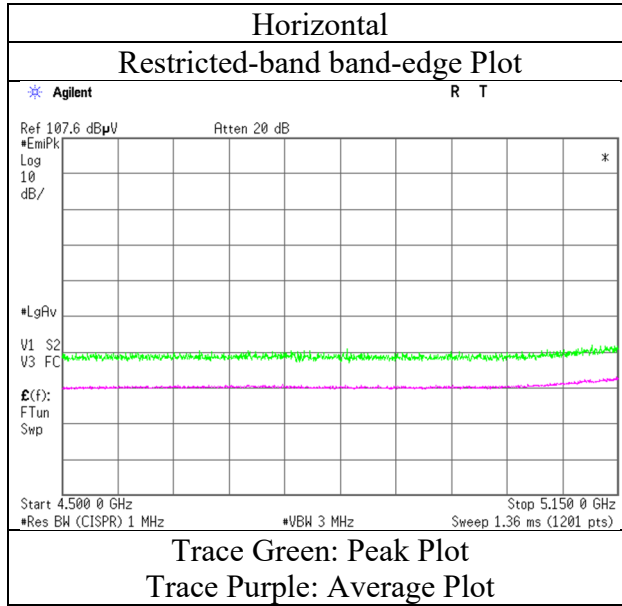
*1) Not Out of Band emission(Leakage Power)

Distance factor: 1 GHz - 10 GHz 20log(3.65 m / 3.0 m) = 1.71 dB

Radiated Spurious Emission

Test place	Ise EMC Lab.
Semi Anechoic Chamber	No.2
Date	January 27, 2022
Temperature / Humidity	24 deg. C / 40 % RH
Engineer	Yuichiro Yamazaki (1 GHz - 10 GHz)
Mode	Tx 11ax-20 5180 MHz (106-tone RU)

RU Index 53



* The measurement was conducted for a sufficiently long enough time to detect any possible spurious emissions. Final result of restricted band edge was shown in tabular data.

Radiated Spurious Emission

Test place	Ise EMC Lab.
Semi Anechoic Chamber	No.2
Date	January 27, 2022
Temperature / Humidity	24 deg. C / 40 % RH
Engineer	Yuichiro Yamazaki (1 GHz - 10 GHz)
Mode	Tx 11ax-20 5180 MHz (242-tone RU)

RU Index 61

Polarity [Hori/Vert]	Frequency [MHz]	Reading (QP / PK) [dBuV]	Reading (AV) [dBuV]	Ant. Factor [dB/m]	Loss [dB]	Gain [dB]	Duty Factor [dB]	Result (QP / PK) [dBuV/m]	Result (AV) [dBuV/m]	Limit (QP / PK) [dBuV/m]	Limit (AV) [dBuV/m]	Margin (QP / PK) [dB]	Margin (AV) [dB]	Remark
Hori.	5150.0	52.3	41.7	31.7	5.4	33.7	0.4	55.7	45.5	73.9	53.9	18.2	8.4	*1)
Vert.	5150.0	49.3	38.8	31.7	5.4	33.7	0.4	52.7	42.6	73.9	53.9	21.2	11.3	*1)

Result (QP / PK) = Reading + Ant Factor + Loss (Cable+Attenuator+Filter+Distance factor(above 1 GHz)) - Gain(Amplifier)

Result (AV) = Reading + Ant Factor + Loss (Cable+Attenuator+Filter+Distance factor(above 1 GHz)) - Gain(Amplifier) + Duty factor

*Other frequency noises omitted in this report were not seen or had enough margin (more than 20 dB).

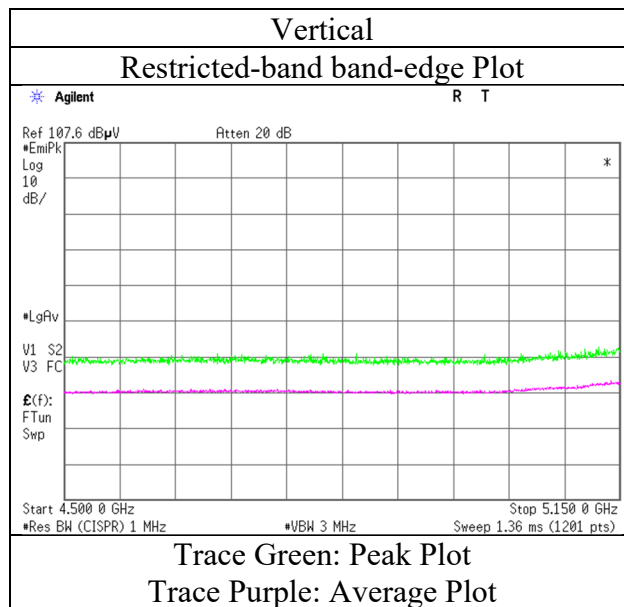
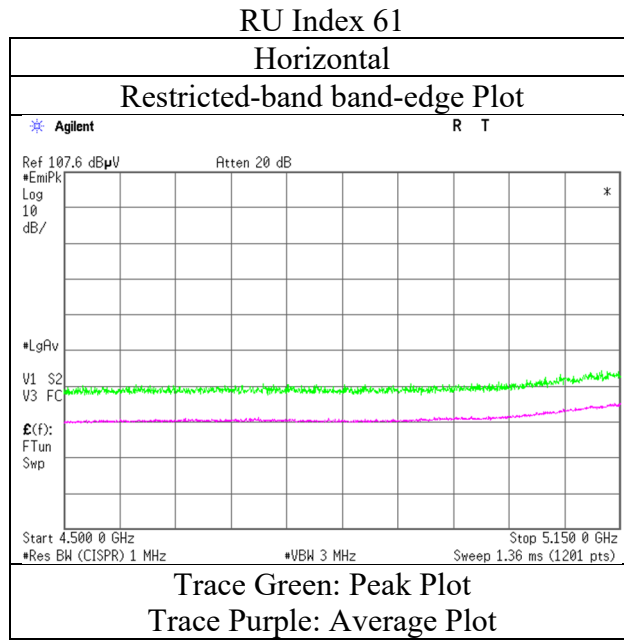
*QP detector was used up to 1GHz.

*1) Not Out of Band emission(Leakage Power)

Distance factor: 1 GHz - 10 GHz 20log(3.65 m / 3.0 m) = 1.71 dB

Radiated Spurious Emission

Test place Ise EMC Lab.
Semi Anechoic Chamber No.2
Date January 27, 2022
Temperature / Humidity 24 deg. C / 40 % RH
Engineer Yuichiro Yamazaki
 (1 GHz - 10 GHz)
Mode Tx 11ax-20 5180 MHz (242-tone RU)



* The measurement was conducted for a sufficiently long enough time to detect any possible spurious emissions. Final result of restricted band edge was shown in tabular data.

Radiated Spurious Emission

Test place	Ise EMC Lab.
Semi Anechoic Chamber	No.2
Date	January 28, 2022
Temperature / Humidity	25 deg. C / 44 % RH
Engineer	Yuta Moriya (1 GHz - 10 GHz)
Mode	Tx 11ax-20 5320 MHz (26-tone RU)

RU Index 8

Polarity [Hori/Vert]	Frequency [MHz]	Reading (QP / PK) [dBuV]	Reading (AV) [dBuV]	Ant. Factor [dB/m]	Loss [dB]	Gain [dB]	Duty Factor [dB]	Result (QP / PK) [dBuV/m]	Result (AV) [dBuV/m]	Limit (QP / PK) [dBuV/m]	Limit (AV) [dBuV/m]	Margin (QP / PK) [dB]	Margin (AV) [dB]	Remark
Hori.	5350.0	45.1	36.0	31.6	5.5	33.6	0.3	48.5	39.7	73.9	53.9	25.4	14.2	*1)
Vert.	5350.0	44.0	35.8	31.6	5.5	33.6	0.3	47.4	39.5	73.9	53.9	26.5	14.4	*1)

Result (QP / PK) = Reading + Ant Factor + Loss (Cable+Attenuator+Filter+Distance factor(above 1 GHz)) - Gain(Amplifier)

Result (AV)= Reading + Ant Factor + Loss (Cable+Attenuator+Filter+Distance factor(above 1 GHz)) - Gain(Amplifier) + Duty factor

*Other frequency noises omitted in this report were not seen or had enough margin (more than 20 dB).

*QP detector was used up to 1GHz.

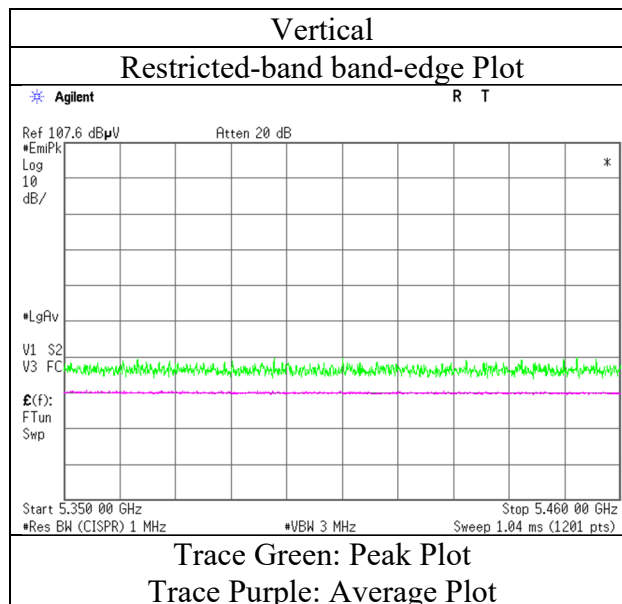
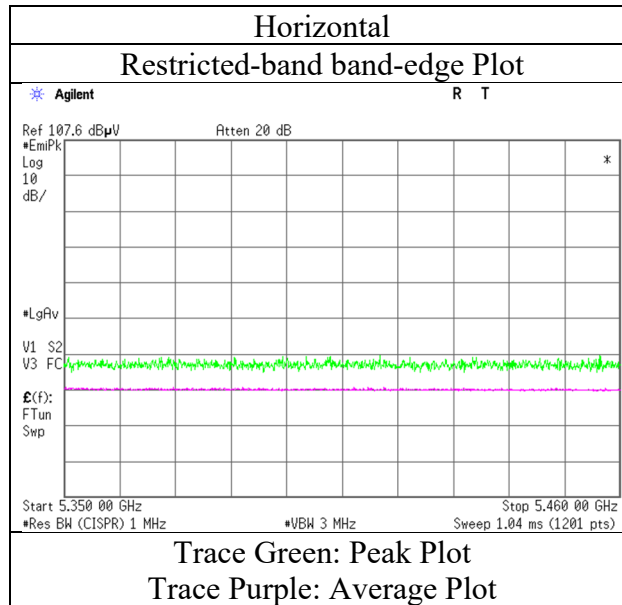
*1) Not Out of Band emission(Leakage Power)

Distance factor: 1 GHz - 10 GHz $20\log(3.65\text{ m} / 3.0\text{ m}) = 1.71\text{ dB}$

Radiated Spurious Emission

Test place	Ise EMC Lab.
Semi Anechoic Chamber	No.2
Date	January 28, 2022
Temperature / Humidity	25 deg. C / 44 % RH
Engineer	Yuta Moriya (1 GHz - 10 GHz)
Mode	Tx 11ax-20 5320 MHz (26-tone RU)

RU Index 8



* The measurement was conducted for a sufficiently long enough time to detect any possible spurious emissions. Final result of restricted band edge was shown in tabular data.

Radiated Spurious Emission

Test place	Ise EMC Lab.
Semi Anechoic Chamber	No.2
Date	January 28, 2022
Temperature / Humidity	25 deg. C / 44 % RH
Engineer	Yuta Moriya (1 GHz - 10 GHz)
Mode	Tx 11ax-20 5320 MHz (52-tone RU)

RU Index 40

Polarity [Hori/Vert]	Frequency [MHz]	Reading (QP / PK) [dBuV]	Reading (AV) [dBuV]	Ant. Factor [dB/m]	Loss [dB]	Gain [dB]	Duty Factor [dB]	Result (QP / PK) [dBuV/m]	Result (AV) [dBuV/m]	Limit (QP / PK) [dBuV/m]	Limit (AV) [dBuV/m]	Margin (QP / PK) [dB]	Margin (AV) [dB]	Remark
Hori.	5350.0	47.9	39.4	31.6	5.5	33.6	0.3	51.3	43.2	73.9	53.9	22.6	10.8	*1)
Vert.	5350.0	45.2	37.0	31.6	5.5	33.6	0.3	48.6	40.8	73.9	53.9	25.3	13.1	*1)

Result (QP / PK) = Reading + Ant Factor + Loss (Cable+Attenuator+Filter+Distance factor(above 1 GHz)) - Gain(Amplifier)

Result (AV)= Reading + Ant Factor + Loss (Cable+Attenuator+Filter+Distance factor(above 1 GHz)) - Gain(Amplifier) + Duty factor

*Other frequency noises omitted in this report were not seen or had enough margin (more than 20 dB).

*QP detector was used up to 1GHz.

*1) Not Out of Band emission(Leakage Power)

Distance factor: 1 GHz - 10 GHz 20log(3.65 m / 3.0 m) = 1.71 dB