

Antenna Test Report

Report No. : SSP24040277-2A

Manufacturer : ShenZhen TIZE Technology Co.,Ltd

Product Name : Rechargeable and Waterproof Remote Dog Training Collar

Model Name : TZ-925

Test Standard : IEEE 149-1979

Tested Date : 2024-04-25

Issued Date : 2024-04-26

Tested By : *William Liu* William Liu(Engineer)

Approved By : *Lahm Peng* Lahm Peng (Manager)



Shenzhen CCUT Quality Technology Co., Ltd.

1F, Building 35, Changxing Technology Industrial Park, Yutang Street, Guangming District, Shenzhen,
Guangdong, China; (Tel.:+86-755-23406590 website: www.ccuttest.com)

This test report is limited to the above client company and the product model only. It may not be duplicated without prior permitted by Shenzhen CCUT Quality Technology Co., Ltd.

1. General Information

1.1 Product Information

Manufacturer:	ShenZhen TIZE Technology Co.,Ltd
Address of Manufacturer:	205. Building 18, Jiatiangang Industrial Zone, Huangtian Community, Hangcheng Street, Bao'an District, Shenzhen, China
Product Name:	433.92MHz Antenna
Model Name:	TZ-925
Frequency Range:	433.92MHz
Type of Antenna:	Internal Antenna
Antenna Gain:	-0.58dBi (Max.)
Impedance:	50 ohm
Antenna View:	<p style="text-align: center;">Length * Width (34mm*7mm)</p> 

1.2 Test Facilities

Laboratory Name:	Shenzhen CCUT Quality Technology Co., Ltd. 1F, Building 35, Changxing Technology Industrial Park, Yutang Street, Guangming District, Shenzhen, Guangdong, China
All measurement facilities used to collect the measurement data are located at 1F, Building 35, Changxing Technology Industrial Park, Yutang Street, Guangming District, Shenzhen, Guangdong, China.	

1.3 List of Measurement Instruments

Description	Manufacturer	Model	Serial Number	Cal. Date	Due. Date
Horn Antenna	SCHWARZBECK	BBHA 9120D	02553	2023-08-05	2024-08-04
Spectrum Analyzer	KEYSIGHT	N9020A	MY48030972	2023-07-31	2024-07-30
Amplifier	Agilent	8449B	3008A01520	2023-07-31	2024-07-30

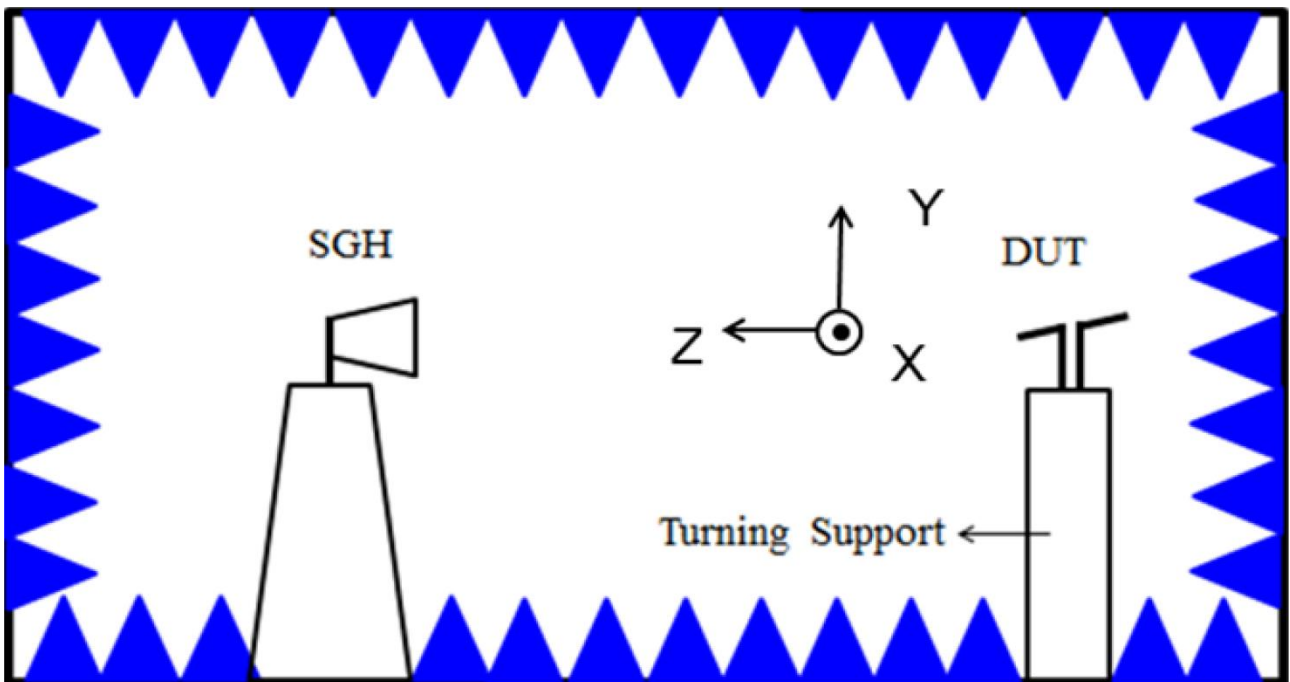
1.4 Measurement Uncertainty

Parameter	Conditions	Uncertainty
Radiated Emissions	1Hz ~ 6GHz	±3.38 dB

1.5 Test Methodology

All measurements contained in this report were conducted with standards IEEE 149-1979 for IEEE Standard Test Procedures for Antennas.

1.6 Test Setup

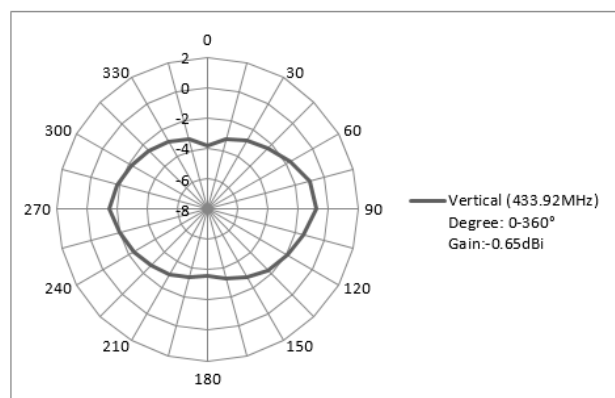
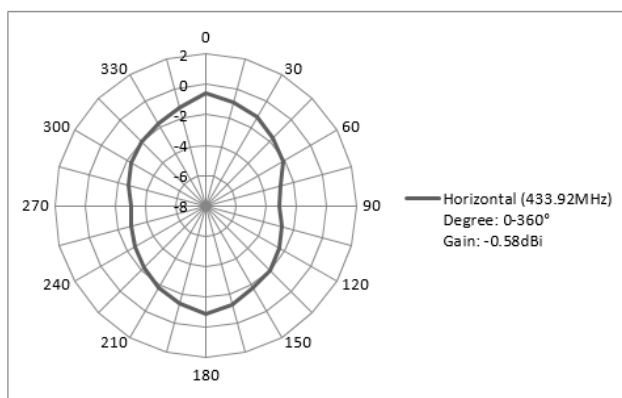


2. OTA Test

2.1 Gain

Frequency	Peak Gain (dBi)	Polarity
433.92MHz	-0.58	Horizontal
433.92MHz	-0.65	Vertical

2.2 Radiation Pattern View



***** END OF REPORT *****