



2020












PRODUCT CATALOGUE



Index

Cordless tools		Sawing		1		6	
Li-ion 40Vmax Battery	10	Jig Saw	158	1002BA	162	6510LVR	115
Li-ion Compatibility Chart	20	Miter Saw	154	1100	161	6842 / 6843	118
Li-ion 18V x 2 Battery	22	Plunge Cut Circular Saw	158	1600	161	6844	118
Li-ion 18V Battery	36	Recipro Saw	159	1804N	161	6904V	115
Li-ion 12Vmax Battery	67	Scroll Saw	159	1805N	161	6904VH	119
Others	75	Slide Compound Miter Saw	154	1911B	161	6905B	119
Cleaners	93	Slide Compound Saw	154	2		6905H	119
Li-ion 10.8V (Stick) Battery	101	Table Saw	155	2012NB	162	6906	119
Li-ion 7.2V Battery	104	Table Top Miter Saw	155	2107F	134	6922NB	119
Li-ion 18V / 14.4V (1.5Ah) Battery	105	Planing / Routering		2416S	134	6924N	119
Cordless Tools for Industry	108	Chain Mortiser	164	2703	155	6952	115
Drilling / Fastening		Curved Planer	162	2704	155	6953	119
2-Speed Drill	116	Cut-out Tool	164	2704N	155	7	
4-Speed Drill	116	Groove Cutter	162	2705	155	7104L	164
Angle Drill	117	Planer	161	2712	155	8	
Auto Feed Screwdriver	118	Plate Joiner	162	3		8406	121
Diamond Core Drill	117	Power Planer	161	3501N	162	8406C	121
Drill	115	Router	163	3600H	164	9	
Driver Drill	115	Sash Router	164	3601B	164	9031	150
Drywall Screwdriver	118	Trimmer	162	3612BR	164	9032	150
High Speed Drill	115	Dust Extraction		3706	164	9035H	151
Impact Driver	115	Blower	169	3707F / 3707	162	9046	151
Impact Wrench	119	Vacuum Cleaner	166	3707FC	162	9207SPB	147
Magnetic Drill	119	Pneumatic Tools		3708F	163	9218PB	148
Mixer	118	Construction Coil Nailer	172	3708FC	163	9218PBL	148
Power Mixer	117	Medium Crown Stapler	172	3709	162	9218SB	147
Screwdriver	118	Narrow Crown Stapler	172	3710	163	9237CB / 9237C	147
Shear Wrench	119	Pin Nailer	173	4		9403	150
Impact Drilling / Demolition		Pneumatic Brad Nailer	173	4100KB	132	9404	150
2-Speed Hammer Drill	121	Pneumatic Coil Nailer	172	4100NB	132	9500NB / 9500N	141
Combination Hammer	123	Pneumatic Finish Nailer	173	4100NH2	132	9553B / 9553HB	141
Combination Hammer with Self Dust Collection	124	Pneumatic Framing Nailer	172	4100NH2R	132	9553HN / 9554HN / 9555HN	141
Demolition Hammer	128	Pneumatic Pallet Coil Nailer	172	4100NH2W	132	9556NB / 9556HN / 9557NB / 9557HN	140
Diamond Core Hammer Drill	121	Pneumatic Pin Nailer	173	4100NH3	132	9556PB / 9556HP / 9557PB / 9557HP	140
Electric Breaker	129	Wide Crown Stapler	172	4101RH	132	9557NBR / 9557HNR / 9558NBR / 9558HNR	140
Hammer Drill	121	Outdoor Power Equipment		4107R	132	9558NB / 9558HN / 9556HB	140
Hammer Driver Drill	121	Coffee Harvester	178	4112H	133	9558PB / 9558HP	140
Hammer Scraper	130	Electric Chain Saw	183	4112HS	133	9564CR / 9565CR / 9566CR	137
Rotary Hammer	123	Electric Grass Trimmer	180	4114	133	9564CV / 9565CV / 9566CV	137
Cutting (New Material / Masonry)		Electric Lawn Mower	187	4114S	133	9564H / 9565H	139
Angle Cutter	133	Electric Scarifier	187	4131	133	9564HR / 9565HR	139
Circular Saw with Dust Collection	132	Electric Shredder	192	4157KB	132	9564P / 9565P	139
Cutter	132	Hedge Trimmer	184	4300BV / 4300BA	159	9564PC / 9565PC / 9566PC	138
Dustless Cutter	132	High Pressure Washer	191	4327 / 4326	159	9564PCV / 9565PCV / 9566PCV	138
Wall Chaser	133	Mist Blower	188	4329 / 4328	159	9565C / 9566C	137
Cutting (Metal)		Multi Function Power Head	177	4350FCT / 4350CT	158	9565CLR / 9565CVL	138
Aluminum Groove Cutter	134	Petrol Backpack Brushcutter	176	4350T	158	9565CVR / 9566CVR	137
Cement Shear	133	Petrol Blower	188	4351FCT / 4351CT	158	9741	150
Metal Cutter	133	Petrol Brushcutter	176	4351T	158	9902	150
Metal Cutting Saw	133	Petrol Chain Saw	181	4403	164	9903	150
Metal Shear	134	Petrol Earth Auger	192	5		9910	150
Nibbler	134	Petrol Edger	178	5005BA	156	9911	150
Portable Band Saw	134	Petrol Hedge Trimmer	183	5007MGA / 5007MG	156	9920	150
Portable Cut-off	134	Petrol Lawn Mower	185	5007NB	156	9924DB	150
Straight Metal Shear	134	Petrol Mulching Mower	186	5007NF / 5007N	156	A	
Grinding / Sanding		Petrol Pole Hedge Trimmer	185	5008MGA / 5008MG	157	AF201Z	173
Angle Grinder	136	Petrol String Trimmer	177	5057KB	132	AF353	173
Angle Sander	147	Pump	190	5103N	158	AF506	173
Belt Sander	150	Sprayer	192	5103R	157	AF601	173
Bench Grinder	149	String Trimmer	180	5104S / 5104	157	AF635	173
Concrete Planer	148	Submersible Pump	190	5143R	158	AN454	172
Die Grinder	148	Telescopic Petrol Pole Saw	182	5377MG	156	AN560	172
Disc Sander	147	Outdoor Power Equipment (Construction)		5402	158	AN611	172
Finishing Sander	151	Generator	191	5402NA	158	AN760	172
Multi Tool	149	Power Cutter	189	5477NB	157	AN924	172
Orbital Sander	151	Others		5606B	156	AN943	172
Polisher	147	Heat Gun	197	5800NB	156	AN960	172
Random Orbit Polisher	148	Laser Distance Measure	197	5806B	157	AN961	172
Random Orbit Sander	152	Laser Level	197	5902B	157	AT1150A	172
Sander-Polisher	147			5903R	157	AT2550A	172
Stone Polisher	148			6		AT638	173
Straight Grinder	149			6016	116	AT638A	172
Wheel Sander	150			6300-4	116	B	
Sawing				6301	116	BHX2500	188
Band Saw	159			6305	116	BHX2501	188
Circular Saw	156			6408 / 6407	115	BO3710	151
Compound Miter Saw	154			6411	115	BO3711	151
Flip Over Saw	155			6413 / 6412	115	BO4510H	151
Hypoid Saw	156			6501X / 6501	115	BO4555 / BO4556	151

B		D		D	
BO4557 / BO4558	151	DF347D	107	DJV182	56
BO4565 / BO4566	152	DF457D	106	DKP180	58
BO4900V / BO4900	151	DFJ210 / DFJ211	88	DKP181	58
BO4901	151	DFJ212	88	DLM382 / DLM432	31
BO5031 / BO5030	152	DFJ213	89	DLM460	31
BO5041 / BO5040	152	DFJ214	88	DLM462 / DLM530 / DLM532	30
BO6030 / BO6050	152	DFJ310 / DFJ311	88	DLM533	30
BTD103 / BTD063 / BTD043	112	DFJ410 / DFJ411	88	DLS111 / DLS112 / DLS110	26
BTD104 / BTD064 / BTD044	112	DFL020F / DFL063F	112	DLS211 / DLS212	26
BTD143 / BTD125	112	DFL061F / DFL082F / DFL122F / DFL202F	111	DLS600	55
BTW074 / BTW073	113	DFL062F / DFL203F	111	DLS713	55
BTW104 / BTW103	113	DFL083F / DFL125F / DFL204F	111	DLS714	26
BTW130 / BTW110	113	DFL123F / DFL201F / DFL301F / DFL402F	111	DLW140	25
C		DFL201R / DFL301R / DFL402R	110	DML185	79
CA5000	134	DFL302F / DFL403F	111	DML186	79
CB100D	85	DFL651F	112	DML800	79
CC300D	102	DFN350	60	DML801	79
CC301D	70	DFR550 / DFR750	46	DML802	78
CF100D / CF101D	85	DFS250	46	DML803	79
CG100D	73	DFS251	46	DML805	78
CJ105D / CJ106D	90	DFS451	46	DML806	78
CL070D / CL100D / CL072D / CL102D	100	DFS452	46	DML807	78
CL106FD / CL107FD / CL108FD	100	DFT023F / DFT045F	110	DML808	78
CL111D / CL104D / CL105D	100	DFT041R / DFT082R / DFT124R	110	DML809	77
CL121D	97	DFT043F / DFT083F / DFT125F	111	DML810	77
CL183D	100	DFT085F / DFT127F	110	DML811	77
CP100D	71	DFV210	89	DML812	77
CV102D	90	DGA402 / DGA452	53	DML815	78
D		DGA404 / DGA454 / DGA504	52	DMP180	79
DA3010F / DA3010	117	DGA405 / DGA455 / DGA505	53	DMR050	83
DA3011F / DA3011	117	DGA406 / DGA456 / DGA506	52	DMR106	83
DA331D / DA330D	102	DGA408 / DGA458 / DGA508	53	DMR108 / DMR107	83
DA333D / DA332D	68	DGA411 / DGA461 / DGA511	52	DMR110 / DMR109	83
DA4000LR	117	DGA412 / DGA462 / DGA512	52	DMR112	83
DA4031	117	DGA413 / DGA463 / DGA513	52	DMR114	82
DBM080	117	DGA414 / DGA464 / DGA514	52	DMR115	82
DBM130	117	DGA417 / DGA467 / DGA517	53	DMR200	83
DBM131	117	DGA418 / DGA468 / DGA518	53	DMR202 / DMR201	83
DBM230	117	DGA419 / DGA469 / DGA519	53	DMR203	82
DBN500	61	DGA701 / DGA700	25	DMR300	81
DBN600	61	DGA901 / DGA900	25	DMR301	81
DBO180	54	DGD800 / DGD801	54	DP2011 / DP2010	115
DCB200	85	DGP180	59	DP3003	115
DCE090	27	DHK180	48	DP4001 / DP4000	116
DCF102	85	DHP451	39	DP4003 / DP4002	116
DCF201	85	DHP453	39	DP4011 / DP4010	116
DCF203	85	DHP458	39	DP4700	116
DCF300	85	DHP481	38	DPB180	49
DCG180	59	DHP482	39	DPB182	49
DCJ205	90	DHP483	38	DPJ180	58
DCJ206	90	DHP484	38	DPO600 / DPO500	54
DCL180 / DCL182 / DCL181F	100	DHP485	38	DPP200	50
DCL280F / DCL281F / DCL282F	100	DHR165	47	DPT353	61
DCL501	99	DHR171	47	DRC200	97
DCM501	85	DHR182	47	DRS780	26
DCO180	58	DHR241 / DHR202	47	DRT50	58
DCS552	49	DHR242 / DHR243	47	DRV250 / DRV150	60
DCS553	49	DHR263 / DHR264	24	DS4000	116
DCU180	65	DHR282 / DHR280	24	DS4012 / DS4011	116
DCV202	90	DHR283 / DHR281	24	DS5000	116
DD2020	116	DHR400	24	DSC102	48
DDA351 / DDA350	45	DHS630	55	DSC121	49
DDA460	25	DHS661 / DHS660	55	DSC191 / DSC163	48
DDF451	39	DHS680	55	DSC251	48
DDF453	39	DHS710 / DHS711	26	DSD180	57
DDF458	39	DHS781 / DHS780	23	DSL800	54
DDF481	38	DHS783 / DHS782	23	DSP601 / DSP600	27
DDF482	39	DHS900 / DHS901	23	DSS501	56
DDF483 / DDF083	38	DJN161	50	DSS610 / DSS611	56
DDF484	38	DJR185 / DJR183	57	DST112	61
DDF485	38	DJR186	57	DST221	61
DF001D	104	DJR187	57	DTD152	41
DF001G	11	DJR188	57	DTD153	40
DF012D	104	DJR360	27	DTD154	40
DF0300	115	DJS101	50	DTD155	40
DF030D	102	DJS130	50	DTD156	41
DF330D	102	DJS161	50	DTD170	40
DF332D / DF032D	68	DJV180	56	DTD171	40
DF333D / DF033D	68	DJV181	56	DTDA040 / DTDA070 / DTDA100 / DTDA140	112

Cordless tools	9	
Drilling / Fastening	114	
Impact Drilling / Demolition	120	
Cutting (New Material / Masonry)	131	
Cutting(Metal)	133	
Grinding / Sanding	135	
Sawing	153	
Planing / Routering	160	
Dust Extraction	165	
Pneumatic, Gas Tools	171	
Outdoor Power Equipment	174	

Index

D		E		F		H	
DTL061	45	EA3601F	181	FS4300 / FS4200	118	HM0871C	128
DTL063	45	EA4300F	182	FS6200	118	HM1101C	128
DTM51 / DTM50	54	EA4301F	181	FS6300 / FS6300R	118	HM1111C	128
DTP141	41	EA5000P	182	G			
DTR180	48	EA5001P	182	GA003G / GA004G / GA005G	14	HM1201	128
DTS141	41	EA5600F	182	GA006G / GA007G / GA008G	14	HM1203C	128
DTW1001	41	EA6100P	182	GA011G / GA012G / GA013G	14	HM1205C	128
DTW1002	42	EA6101P	182	GA014G / GA015G / GA016G	14	HM1213C	128
DTW180	43	EA7300P	182	GA4030 / GA4530 / GA5030	141	HM1214C	129
DTW181	43	EA7301P	182	GA4030R / GA4530R / GA5030R	141	HM1306	129
DTW190	43	EA7900P	182	GA4031 / GA4032	140	HM1307C	129
DTW251	43	EA7901P	182	GA4034 / GA4534 / GA5034	141	HM1307CB	129
DTW253	43	EB5300TH	188	GA4040C / GA4540C / GA5040C / GA6040C	136	HM1317C	129
DTW285	42	EB5300WH	188	GA4041C / GA4541C / GA5041C	136	HM1317CB	129
DTW300 / DTW301	42	EB7660TH	188	GA4540R / GA5040R / GA6040R	138	HM1400	129
DTW450 / DTW451	42	EB7660WH	188	GA4541R / GA5041R	138	HM1802	129
DTW800	42	EBH252U	178	GA4542C / GA5042C / GA6042C	136	HM1812	129
DTWA070 / DTWA100 / DTWA140 / DTWA190	113	EBH253U	178	GA4543C / GA5043C	136	HP001G	11
DUB182	59	EBH340U	178	GA5020 / GA5010 / GA6020 / GA6010	139	HP0300	121
DUB183	66	EBH341L	178	GA5020C / GA6020C	136	HP1230	121
DUB184	66	EBH341R	178	GA5021 / GA5011 / GA6021	139	HP1631 / HP1630	121
DUB361	33	EBH341U	178	GA5021C / GA6021C	136	HP1640	121
DUB362	33	EE2650H	178	GA5021C / GA6021C	136	HP1641F / HP1641	121
DUB363	33	EF1550RH	192	GA7010C / GA9010C	145	HP2010N	121
DUC122	63	EG2250A	191	GA7012C / GA9012C	145	HP2050F / HP2050	121
DUC204 / DUC254	63	EG2850A	191	GA7020 / GA7021 / GA9020	144	HP2051F / HP2051	121
DUC252 / DUC302	34	EG4550A	191	GA7020R / GA9020R	144	HP2070F / HP2070	121
DUC252C	34	EG5550A	191	GA7020S / GA9020S	144	HP2071F / HP2071	121
DUC254C	63	EG6050A	191	GA7030 / GA9030	142	HP330D	102
DUC256 / DUC306 / DUC356 / DUC406	32	EH5000W / EH6000W / EH7500W	183	GA7030R / GA9030R	142	HP332D	68
DUC256C	32	EH6000S / EH7500S	184	GA7030S / GA9030S	142	HP333D	68
DUC303 / DUC353 / DUC400	34	EJ2650LH	178	GA7031 / GA9031	143	HP347D	107
DUC305 / DUC355 / DUC405	34	EK6100	189	GA7040R / GA9040R	142	HP457D	106
DUH501 / DUH601 / DUH751	63	EK6101	189	GA7040S / GA9040S	142	HR001G / HR002G	13
DUH502 / DUH602 / DUH752	63	EK7300	189	GA7050 / GA9050	145	HR003G / HR004G	13
DUH523 / DUH483	64	EK7301	189	GA7050R / GA9050R	145	HR140D	70
DUH551 / DUH651	34	EK7650H	189	GA7060R / GA9060R	144	HR166D	70
DUH604S / DUH754S	62	EK7651H	189	GA7061 / GA9061	143	HR1840	123
DUM604	65	EK8100	189	GA7061R / GA9061R	143	HR1841F	123
DUN500W / DUN501W	62	ELM3320	187	GA7062 / GA9062	144	HR2230	123
DUN600L / DUN601L	62	ELM3720	187	GA7062R / GA9062R	143	HR2300	123
DUP362 / DUP361	35	ELM4120	187	GA7063 / GA9063	143	HR2320T	123
DUR181	65	ELM4121	187	GA7063R / GA9063R	143	HR2460	123
DUR189	64	ELM4620	187	GA7064 / GA7060 / GA9060	144	HR2460F	123
DUR190L / DUR191L	64	ELM4621	187	GA9040	142	HR2470	123
DUR190U / DUR191U	64	EM2500L	179	GB602	149	HR2470F	123
DUR364L	35	EM2500U	179	GB602W	149	HR2470FT	123
DUR368A / DUR368L	29	EM2510LH	177	GB801	149	HR2470T	123
DUR369A / DUR369L / DUR369N	28	EM2511LH	177	GD0600	148	HR2475	124
DUT130	45	EM2600L	179	GD0601 / GD0602	148	HR2600	124
DUT131	45	EM2600U	179	GD0603	148	HR2601	124
DUX60	35	EM2650UH	176	GD0800	149	HR2630	124
DVC150L / DVC151L	96	EM2651UH	176	GD0800C	149	HR2630T	124
DVC155L	96	EM2653LH	176	GD0801C	149	HR2631F	124
DVC156L	96	EM2654LH	176	GD0810C	149	HR2631FT	124
DVC157L	96	EM3400L	179	GD0811C	149	HR2641	124
DVC261 / DVC265	95	EM3400U	179	GF600	173	HR2652	124
DVC350	97	EM4350LH	176	GN420C	173	HR2653	124
DVC660	94	EM4350RH	176	GN900	173	HR2653T	124
DVC665	94	EM4350UH	176	GS5000	149	HR2663	125
DVC750L	97	EM4351UH	176	GS6000	149	HR2800	125
DVC860L / DVC861L	96	EN4950H	185	GV5010	147	HR2810	125
DVC865L	96	EN4951SH	185	GV6010	147	HR2810T	125
DVC866L	96	EN5950SH	185	GV7000	147	HR2811F	125
DVC867L	96	EN7350SH	185	GV7000C	147	HR2811FT	125
DVP180	59	ER2550LH	178	H			
DVR850 / DVR450 / DVR350	59	ER2600L	179	HB500	119	HR3200C	125
DWT310	25	ER2650LH	177	HG5030	197	HR3210C	125
E		EVH2000	192	HG6030	197	HR3210FCT	125
EA3110T	182	EW1050H	190	HG6031V	197	HR3530	125
EA3200S	181	EW1060H	190	HG6530V	197	HR3540C	125
EA3201S	181	EX2650LH	177	HG6531C	197	HR3541FC	125
EA3202S	181	EY2650H	182	HK0500	130	HR4002	126
EA3203S	181	F		HK1810	130	HR4003C	126
EA3500S	181	FS2300 / FS2200	118	HK1820	130	HR4013C	126
EA3501S	181	FS2500	118	HM0810	128	HR4030C	126
EA3502S	181	FS2700	118	HM0810B	128	HR4041C	126
EA3503S	181	FS2701	118	HM0810T	128	HR4501C	126
EA3600F	181	FS4000	118	HM0830	128	HR4510C	126
				HM0870C	128	HR4511C	126
						HR5000	126

H		M		S	
HR5202C	126	ML102	103	ST113D	72
HR5212C	126	ML103	79	T	
HS003G / HS004G	15	ML104	78	TD001G	12
HS0600	158	ML105	78	TD0100	115
HS300D	103	ML106	78	TD0101F / TD0101	115
HS301D	71	ML187	106	TD022D	104
HS6101 / HS6100	156	MLT100N	155	TD090D	102
HS6600	156	MP100D	79	TD091D	102
HS6601	156	MR051	103	TD110D	69
HS7000	157	MR052	83	TD111D	69
HS7010	156	N		TD126D	107
HS7101 / HS7100	157	N1900B	161	TD127D	106
HS7600	157	N1923B	161	TL064D	69
HS7601	157	N3701	163	TL065D	69
HS7611 / HS7610	156	N5900B	157	TM3000C	149
HW101	191	P		TM3010C	149
HW102	191	PC5000C / PC5001C	148	TM30D	71
HW111	192	PC5010C	148	TW001G	12
HW112	191	PDC01	192	TW0200	119
HW1200	191	PE3450H	192	TW0350	119
HW121	192	PF0300 / PF0403	190	TW1000	119
HW1300	191	PF0410 / PF0610	190	TW100D	102
HW140	192	PF0800	190	TW141D / TW140D / TW060D	70
HW151	192	PF1010 / PF1100	190	TW161D / TW160D	70
J		PF1110	190	U	
JN1601	134	PJ7000	162	UB0801	188
JN3201	134	PK5011C	147	UB1101 / UB1100	169
JR001G	15	PLM4120N	185	UB1103 / UB1102	169
JR1000FT	159	PLM4620N2	186	UC3041A / UC3541A / UC4041A	183
JR102D / JR100D	103	PLM4621N2	186	UC3050A / UC3550A / UC4050A / UC4550A	183
JR105D / JR103D	72	PLM4622N2	186	UC3051A / UC3551A / UC4051A / UC4551A	183
JR3050T	159	PLM4626N	185	UD2500	192
JR3051T	159	PLM4627N	185	UH200D	103
JR3060T	159	PLM4628N	185	UH201D	73
JR3070CT	159	PLM4630N2	185	UH420D / UH480D / UH520D	107
JS1000	134	PLM4631N2	186	UH422D / UH522D	106
JS1601	134	PLM4632N	186	UH4261 / UH4861 / UH5261	184
JS1602	134	PLM4817 / PLM4818	186	UH4570 / UH5570 / UH6570	184
JS3201	134	PLM4819	186	UH5580 / UH6580 / UH7580	184
JS8000	133	PLM5113N2	186	UM164D	103
JV0600	158	PLM5120N2	186	UM167D	107
JV100D	103	PLM5121N2	186	UM600D	73
JV101D	72	PLM5130N	186	UM603D	106
JV102D	72	PLM5600N2	186	UR100D	73
JV103D	71	PM7650H	188	UR101C / UR201C / UR202C	28
JV143D	107	PM7651H	188	UR140D	107
JV183D	106	PO5000C / PO6000C	148	UR180D	106
K		PT354D	73	UR2300	180
KP0800	161	PV7000C / PV7001C	148	UR3000	180
KP0810	161	PW5000C / PW5001C	148	UR3500	180
KP0810C	161	R		UR3501	180
KP312S / KP312	161	RBC411U	179	UR3502	180
L		RBC412U	179	UT1200	117
LB1200F	159	RBC413U	179	UT1305	118
LC1230	133	RBC414U	179	UT1401 / UT1400	117
LD030P	197	RD1101	164	UT1600	117
LD050P	197	RF1101	164	UT2204	118
LD080P	197	RP0900	163	UV3200	187
LD080PI	197	RP0910	163	UV3600	187
LF1000	155	RP1101	164	V	
LH1040F / LH1040	155	RP1110C	163	VC2000L	168
LH1201FL	155	RP1800F / RP1800	163	VC2201M	166
LS0714F / LS0714	154	RP1801F / RP1801	163	VC2211M	166
LS0714FL / LS0714L	154	RP2300FC	163	VC2510L / VC1310L	167
LS0815FL / LS0815F	154	RP2301FC	163	VC2512L / VC2012L	168
LS1017L	154	RT0700C	162	VC3011L	168
LS1018L	154	S		VC3012M / VC3012L	168
LS1019L / LS1019	154	SA5040C	147	VC3210L	167
LS1030N	154	SA7000	147	VC3211H / VC3211M	166
LS1040F / LS1040	154	SA7000C	147	VC4210M / VC4210L	168
LS1045	154	SC103D	71	W	
LS1219L / LS1219	154	SD100D	72	WR100D	69
LS1221	154	SG1251	133		
LS1440	154	SJ401	159		
LW1400	134	SK105GD / SK105D	74		
LW1401	134	SK106GD / SK106D	74		
		SK312GD / SK209GD	74		
		SKR200Z	197		
		SP6000	158		

New Products

XGT



Cordless Driver Drill
DF001G p.11

Cordless Hammer Driver Drill
HP001G p.11

40V max



Cordless Impact Driver
TD001G p.12

Cordless Impact Wrench
TW001G p.12

40V max



Cordless Combination Hammer
HR001G / HR002G p.13
HR003G / HR004G p.13

40V max



Cordless Angle Grinder
GA003G / GA004G / GA005G p.14
GA006G / GA007G / GA008G p.14
GA011G / GA012G / GA013G p.14
GA014G / GA015G / GA016G p.14

40V max



Cordless Circular Saw
HS003G / HS004G p.15

Cordless Recipro Saw
JR001G p.15

40V max

LXT



Cordless Circular Saw
DHS782 / DHS783 p.23
DHS900 / DHS901 p.23

18V x2



Cordless Chain Saw
DUC256 / DUC256C / DUC306 p.32
DUC356 / DUC406

Cordless Blower
DUB363 p.33

18V x2

LXT



Cordless Power Cutter
DCE090 p.27

Cordless Grass Trimmer
DUR368A / DUR368L p.29
DUR369A / DUR369L / DUR369N p.29

18V x2



Cordless Lawn Mower
DLM382 / DLM432 p.31
DLM462 / DLM530 p.31
DLM532 / DLM533 p.31

18V x2



Cordless Vacuum Cleaner
DVC150L / DVC151L p.96
DVC155L / DVC156L / DVC157L p.96
DVC865L / DVC866L / DVC867L p.96

Cordless Backpack Vacuum Cleaner
DVC660 / DVC665 p.94

18V x2



Cordless Impact Driver
DTD156 p.41

Cordless Impact Wrench
DTW181 p.43
DTW300 / DTW301 p.42

18V



Cordless Power Scraper
DHK180 p.48

18V



Cordless Angle Grinder
DGA419 / DGA469 / DGA519 p.53

Cordless Drywall Sander
DSL800 p.54

18V




Cordless Hedge Trimmer
DUH604S / DUH754S p.62

Cordless Pole Hedge Trimmer
DUN500W / DUN600L p.62
DUN501W / DUN601L p.62

18V

LXT



Cordless Grass Trimmer
 DUR190L / DUR191L p.64
 DUR190U / DUR191U p.64

Cordless Blower
 DUB184 p.66

18V



Cordless Planer
 DKP181 p.58

Cordless Brad Nailer
 DFN350 p.60

18V



Cordless Hole Puncher
 DPP200 p.50

Cordless Inflator
 DMP180 p.79

Cordless Grease Gun
 DGP180 p.59


18V



Cordless Worklight
 DML809 / DML811 p.77

Cordless Area Worklight
 DML810 p.77

18V



Cordless Flashlight
 DML812 p.77
 DML815 p.78

18V



Cordless Fan
 DCF203 p.85

18V



Cordless Angle Screwdriver
 DFL020F / DFL063F p.112

18V

CXT / LXT



Job Site Radio
 DMR114 / DMR115 p.82
 DMR300 / DMR301 p.81

12V max / 18V



Cordless Job Site Speaker
 DMR203 p.82

Cordless Heated Blanket
 CB100D / DCB200 p.85

12V max / 18V

CXT



Cordless Ratchet Wrench
 WR100D p.69

Cordless Threaded Rod Cutter
 SC103D p.71

12V max


Others



Battery Powered Grass Trimmer
 UR101C / UR201C / UR202C p.28

Portable Power Pack
 PDC01 p.28

Battery Powered



Driver Drill
 DF0300 p.115

Hammer Driver Drill
 HP0300 p.121

AC



Recipro Saw
 JR3051T p.159

AC



Vacuum Cleaner
 VC2000L p.168

AC

Safety Precautions

When using electric tools, basic safety precautions should always be followed to reduce the risk of fire, electric shock, and personal injury, including the following.

/// KEEP WORK AREA CLEAN.

Cluttered areas and benches invite injuries.

/// CONSIDER WORK AREA ENVIRONMENT.

Don't use power tools in damp or wet locations. Keep work area well lit. Don't expose power tools to rain. Don't use power tool in presence of flammable liquids or gases.

/// KEEP CHILDREN AWAY.

All visitors should be kept away from work area. Don't let visitors touch the tool or extension cord.

/// STORE IDLE TOOLS.

When not in use, tools should be stored in a dry, high of locked up place, out of reach of children.

/// DON'T FORCE THE TOOL.

It will do the job better and safer at the rate for which it was intended.

/// USE THE RIGHT TOOL.

Don't force small tools or attachments to do the job of a heavy-duty tool. Don't use tools for purposes not intended.

/// DRESS PROPERLY.

Don't wear loose clothing or jewelry. They can be caught in moving parts. Rubber gloves and non-skid footwear are recommended when working outdoors. Wear protective hair covering to contain long hair.

/// USE SAFETY GLASSES.

Also use face or dust mask if the cutting operation is dusty.

/// DON'T ABUSE THE CORD.

Never carry the tool by the cord or yank it to disconnect it from the socket. Keep the cord away from heat, oil, and sharp edges.

/// SECURE WORK.

Use clamps or a vise to hold the work. It's safer than using your hand and it frees both hands to operate the tool.

/// DON'T OVERREACH.

Keep proper footing and balance at all times.

/// MAINTAIN TOOLS WITH CARE.

Keep cutting tools sharp and clean for better and safer performance. Follow instructions for lubrication and changing accessories. Inspect tool cord periodically and if damaged, have it repaired by an authorized service facility. Inspect extension cords periodically and replace, if damaged. Keep handles dry, clean and free from oil and grease.

/// DISCONNECT TOOLS.

When not in use, before servicing and when changing accessories such as blades, bits and cutters.

/// REMOVE ADJUSTING KEYS AND WRENCHES.

Form the habit of checking to see that keys and adjusting wrenches are removed from the tool before turning it on.

/// AVOID UNINTENTIONAL STARTING.

Don't carry a plugged-in tool with a finger on the switch. Ensure switch is OFF when plugging in.

/// USE OUTDOOR EXTENSION CORDS.

When tool is used outdoors, use only extension cords intended for outdoor use.

/// STAY ALERT.

Watch what you are doing. Use common sense. Don't operate tool when you are tired.

/// CHECK DAMAGED PARTS.

Before further use of the tool, a guard or other part that is damaged should be carefully checked to determine that it will operate properly and perform its intended function. Check for alignment of moving parts, free running of moving parts, breakage of parts, mounting and any other conditions that may affect its operation. A guard or other part that is damaged should be properly repaired or replaced by an authorized service center unless otherwise indicated in this instruction manual. Have defective switches replaced by an authorized service facility. Don't use the tool if the switch does not turn it on and off.

/// GUARD AGAINST ELECTRIC SHOCK.

Avoid body contact with earthed or grounded surfaces (e.g. pipes, radiators, ranges, refrigerators).

/// REPLACEMENT PARTS.

When servicing a tool, use only identical replacement parts.

/// VOLTAGE WARNING:

Before connecting the tool to a power source (receptacle, outlet, etc.) Be sure the voltage supplied is the same as that specified on the nameplate of the tool. A power source with voltage greater than that specified for the tool can result in SERIOUS INJURY to the user V as well as damage to the tool. If in doubt, DO NOT PLUG IN THE TOOL. Using a power source with voltage less than the nameplate rating is harmful to the motor.

Note

- Makita reserves the right to change specifications of parts and accessories without notice.
- Items of standard equipment and specifications may vary by country or area.
- Net weight and dimensions may differ by the type of battery.
- Standard export color for motor housing is Makita industrial green (blue).
- Please state required voltage when ordering. These offers are subject to availability in each country. Actual product color may differ slightly from color reproduced here.
- The weight may differ depending on the attachment(s), including the battery cartridge. The lightest and heaviest combination, according to EPTA-Procedure 01/2014






Guarantee

Every Makita tool is thoroughly inspected and tested before leaving the factory. It is guaranteed against defective workmanship and materials. Should any trouble develop, return the COMPLETE tool prepaid to Makita or point of purchase. If inspection shows trouble is caused by defective workmanship of material, all repairs will be made without charge. The guarantee does not apply where repairs have been made or attempted by others; repairs are due to normal wear; the tool has been abused or in an accident; misuse is evident – caused by overloading the tool beyond its capacity, use of the tool after partial failure or use with improper accessories.

PRODUCTS

▣ CORDLESS TOOLS



-  Double Insulation
-  Variable Speed
-  Brake
-  Reversing
-  Mechanical 2-Speed
-  Mechanical 3-Speed
-  Electronic 2-Speed
-  Electronic 3-Speed
-  Electronic 4-Speed
-  Keyless Chuck
-  Torque Setting 6
-  Torque Setting 9
-  Torque Setting 16
-  Torque Setting 18
-  Torque Setting 20
-  Torque Setting 21
-  SDS-PLUS Shank
-  SDS-MAX Shank
-  Torque Limiter
-  Constant Speed
-  Soft Start
-  Bevel Cutting 45 left
-  Bevel Cutting 45 LR
-  Bevel Cutting L45 R5
-  Orbital Cutting
-  Bayonet Shank Jig Saw Blade
-  Laser Marker
-  Hook & Loop
-  Depth Adjustment
-  Sequential and Bump-fire
-  Auto Firing Stop
-  Anti Vibration
-  Automatic Oiling
-  Chain Brake
-  Primer Pump
-  Capacitor discharge ignition
-  Easy Start
-  Revolving Hose
-  Static Free Hose
-  Dust Collection
-  Built-in Job Light
-  Carrying Case



40V Li-ion max

High Power

Durability

Digital Communication

Combination Hammer
HR001G / HR002G / HR003G / HR004G

Impact Wrench
TW001G

Recipro Saw
JR001G

Hammer Driver Drill
HP001G

Driver Drill
DF001G

Impact Driver
TD001G

Angle Grinder
GA003G / GA004G / GA005G /
GA006G / GA007G / GA008G /
GA011G / GA012G / GA013G /
GA014G / GA015G / GA016G

Circular Saw
HS003G / HS004G

Battery

BL4025 (2.5Ah)

BL4040 (4.0Ah)

Charger

DC40RA

ADP10
Adapter for LXT Battery



Driver Drill / Hammer Driver Drill

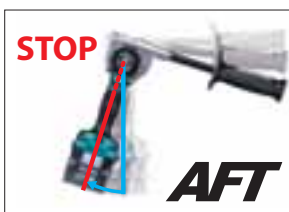
DF001G / HP001G

Delivers Over 140N·m of Max Torque



41 electronic clutch settings


A wider range of heavy-duty applications achieved by increasing clutch settings



Active Feedback sensing Technology

Torque limiter turns the motor off if the tool is suddenly forced to lock

Drilled holes through 38mm thick SPF with $\varnothing 65\text{mm}$ (2 - 9/16") self-feeding bit



*HP001G: 182mm

Compact overall length

-24 mm

DF001G 40Vmax XGT BL AFT Cordless 13 mm (1/2") 125 N-m (1,100 in.lbs.) Driver Drill

Cordless Driver Drill



new

- Excellent in Continuous Heavy-Duty Work
- Delivers 35% or more higher speed than previous model
- Active Feedback sensing Technology (AFT) turns the motor off if bit rotation is suddenly forced to stop
- Electronic 41/21 (high/low) clutch settings and drill mode for added fastening control
- Easy jog dial change switch for increased operability



XGT BL MOTOR AFT XPT



Side Handle, Belt Clip, (+)(-) Bit, Bit Holder, Charger, Battery

Capacity	Steel: 20 mm (13/16") Wood (Auger-Bit): 50 mm (2") Wood (Self-Feed Bit): 76 mm (3") Wood (Hole Saw): 152 mm (6")
Chuck Capacity	1.5 - 13 mm (1/16 - 1/2")
No Load Speed (RPM)	High / Low: 0 - 2,600 / 0 - 650
Max Fastening Torque	Hard / Soft: 115 / 60 N·m (1,020 / 530 in.lbs.)
Max lock torque	125 N·m (1,100 in.lbs.)
Peak Torque	141 N·m
Dimensions (L x W x H)	w/ BL4025: 181x86x275 mm (7-1/8"x3-3/8"x10-7/8") w/ BL4040: 181x86x282 mm (7-1/8"x3-3/8"x11-1/8")
Net weight	2.6 - 3 kg (5.8 - 6.6 lbs.)

HP001G 40Vmax XGT BL AFT Cordless 13 mm (1/2") 125 N-m (1,100 in.lbs.) Hammer Driver Drill

Cordless Hammer Driver Drill



new

- Excellent in Continuous Heavy-Duty Work
- Delivers 35% or more higher speed than previous model
- Active Feedback sensing Technology (AFT) turns the motor off if bit rotation is suddenly forced to stop
- Electronic 41/21 (high/low) clutch settings and drill mode for added fastening control
- Easy jog dial change switch for increased operability



XGT BL MOTOR AFT XPT



Depth Gauge, Side Handle, Belt Clip, (+)(-) Bit, Bit Holder, Charger, Battery

Capacity	Steel: 20 mm (13/16") Wood (Auger-Bit): 50 mm (2") Wood (Self-Feed Bit): 76 mm (3") Wood (Hole Saw): 152 mm (6") Masonry: 20 mm (13/16")
Chuck Capacity	1.5 - 13 mm (1/16 - 1/2")
Impacts Per Minute (IPM)	High / Low: 0 - 39,000 / 0 - 9,750
No Load Speed (RPM)	High / Low: 0 - 2,600 / 0 - 650
Max Fastening Torque	Hard / Soft: 115 / 60 N·m (1,020 / 530 in.lbs.)
Max lock torque	125 N·m (1,100 in.lbs.)
Peak Torque	141 N·m
Dimensions (L x W x H)	w/ BL4025: 182x86x275 mm (7-1/8"x3-3/8"x10-7/8") w/ BL4040: 182x86x282 mm (7-1/8"x3-3/8"x11-1/8")
Net weight	2.7 - 3 kg (5.9 - 6.7 lbs.)

Impact Driver / Impact Wrench

TD001G / TW001G

Delivers 220 N·m of Max Torque

Over 2,000 N·m of Nut-Busting Torque



TD001G


Max fastening torque

220 N·m

Drove $\phi 6.5 \times 120$ mm metal fastening screws

TD001G	115	2.5s
Predecessor Model 18V	100	

Low Fastening speed High



10 Tightening modes
4-speed power selection + 6-Assist modes

TW001G



Usability improvement
Impact power selection: 4 stages
Forward and Reverse Rotation auto stop
Forward: 3 mode / Reverse: 3 mode

TD001G

Cordless Impact Driver



- High Power 220 N-m
- Excellent in continuous heavy-duty work
- Wood/Bolt (1, 2, 3)/T-Mode (1, 2)/Max/Hard/Medium/Soft mode for multiple applications
- New one-touch bit installation
- Constant speed control maintains fastening torque by preventing the rotation speed reduction caused by decreased battery capacity



Phillips Bit, Belt Clip, Battery, Charger


Capacity	Machine Screw: M4 - M8 (5/32" - 5/16") Standard Bolt: M5 - M16 (3/16" - 5/8") High Strength Bolt: M5 - M14 (3/16" - 9/16") Coarse thread (in length): 22 - 125 mm (7/8" - 4-7/8")
Hex Shank	6.35 mm (1/4")
No Load Speed (RPM)	Max / Hard / Med / Soft: 0 - 3,700 / 3,200 / 2,100 / 1,100
Impacts Per Minute (IPM)	Max / Hard / Med / Soft: 0 - 4,400 / 3,600 / 2,600 / 1,100
Max Fastening Torque	220 N-m (1,950 in.lbs.)
Fastening Torque	Hard / Med / Soft: 170 / 50 / 20 N-m (1,510 / 440 / 180 in.lbs.)
Dimensions (L x W x H)	w/ BL4025: 120x86x245 mm (4-3/4"x3-3/8"x9-5/8") w/ BL4040: 120x86x250 mm (4-3/4"x3-3/8"x9-7/8")
Net weight	1.7 - 2.0 kg (3.7 - 4.4 lbs.)

TW001G

Cordless Impact Wrench



- High Torque
- Over 2,000 N-m of nut-busting torque
- Reverse Rotation Auto Stop Mode stops after the bolt/nut loosened enough
- Single speed mode for reduced trigger-pulling force
- Variable 4-speed provides fastening control for a wide range of applications



Belt Clip, Battery, Charger

Fastening Capacities	Standard Bolt: M12 - M36 (1/2" - 1-1/16") High Strength Bolt: M10 - M27 (3/8" - 1-1/16")
Square Drive	19 mm (3/4")
No Load Speed (RPM)	Max / Hard / Med / Soft: 0 - 1,800 / 0 - 1,400 / 0 - 1,150 / 0 - 950
Impacts Per Minute (IPM)	Max / Hard / Med / Soft: 0 - 2,500 / 0 - 2,400 / 0 - 2,200 / 0 - 1,900
Max Fastening Torque	1,630 N-m (1,200 ft.lbs.)
Dimensions (L x W x H)	w/ BL4025: 217x94x297 mm (8-1/2"x3-11/16"x11-3/4") w/ BL4040: 217x94x303 mm (8-1/2"x3-11/16"x11-7/8")
Net weight	3.9 - 4.2 kg (8.6 - 9.3 lbs.)

Combination Hammer

HR001G / HR002G / HR003G / HR004G




Lightweight
3.9 kg
Model: HR001G / HR003G
Battery: BL4025

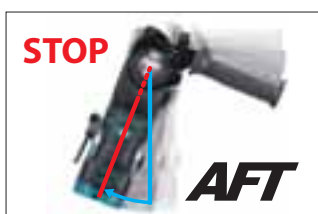
Dust Extraction System

DX12
For HR001G / HR003G

DX14
For HR002G / HR004G



Vibration Level
7.0 m/s²



Active Feedback sensing Technology

Torque limiter turns the motor off if the tool is suddenly forced to lock (HR001G / HR002G only)



HR001G / HR002G 40Vmax XGT BL AFT AWS AVT SOFT NO LOAD Cordless 28 mm (1-1/8") Combination Hammer, SDS-PLUS Bits

Cordless Combination Hammer

new

- Redesigned Tool Balance for Increased Operability
- Anti-Vibration Technology (AVT) for low vibration
- Auto-start Wireless System (AWS) connects to vacuum cleaner with Bluetooth
- Active Feedback sensing Technology (AFT) turns the motor off if bit rotation is suddenly forced to stop

Impact Energy	EPTA-Procedure 05/2009: 2.8 J
Capacity	Concrete / Steel / Wood / Core Bit / Diamond Core Bit (Dry Type): 28 / 13 / 32 / 54 / 65 mm (1-1/8" / 1/2" / 1-1/4" / 2-1/8" / 2-9/16")
Blows Per Minute (BPM)	0 - 5,000
No Load Speed (RPM)	0 - 980
Chuck Capacity	1.5 - 13 mm (1/16 - 1/2")
Dimensions (L x W x H)	HR001G: w/ BL4025: 358x121x232 mm (14-1/8"x4-3/4"x9-1/8") HR002G: w/ BL4025: 389x121x232 mm (15-1/4"x4-3/4"x9-1/8")
Net weight	HR001G: 3.9 - 4.6kg (8.6 - 10.1 lbs.) HR002G: 4.1 - 4.6 kg (9.0 - 10.1 lbs.)

Quick change drill chuck



XGT **BL MOTOR** **AFT** **AWS** **AVT** **SOFT NO LOAD** **XPT**



Side Grip, Depth Gauge, Battery, Charger, Wireless Unit (country-specific), Dust Cup (country-specific), Cleaning cloth (country-specific), Bit Grease (country-specific)

HR003G / HR004G 40Vmax XGT BL AVT Cordless 28 mm (1-1/8") Combination Hammer, SDS-PLUS Bits

Cordless Combination Hammer

new

- Redesigned Tool Balance for Increased Operability
- Anti-Vibration Technology (AVT) for low vibration

Impact Energy	EPTA-Procedure 05/2009: 2.8 J
Capacity	Concrete / Steel / Wood / Core Bit / Diamond Core Bit (Dry Type): 28 / 13 / 32 / 54 / 65 mm (1-1/8" / 1/2" / 1-1/4" / 2-1/8" / 2-9/16")
Blows Per Minute (BPM)	0 - 5,000
No Load Speed (RPM)	0 - 980
Chuck Capacity	1.5 - 13 mm (1/16 - 1/2")
Dimensions (L x W x H)	HR003G: w/ BL4025: 358x121x232 mm (14-1/8"x4-3/4"x9-1/8") HR004G: w/ BL4025: 389x121x232 mm (15-1/4"x4-3/4"x9-1/8")
Net weight	HR003G: 3.9 - 4.6 kg (8.6 - 10.1 lbs.) HR004G: 4.0 - 4.5 kg (8.8 - 9.9 lbs.)

Quick change drill chuck



XGT **BL MOTOR** **AVT** **XPT**



Side Grip, Depth Gauge, Battery, Charger, Wireless Unit (country-specific), Dust Cup (country-specific), Cleaning cloth (country-specific), Bit Grease (country-specific)

Angle Grinder

Slide switch: GA003G / GA004G / GA005G / GA006G / GA007G / GA008G
 Paddle switch: GA011G / GA012G / GA013G / GA014G / GA015G / GA016G

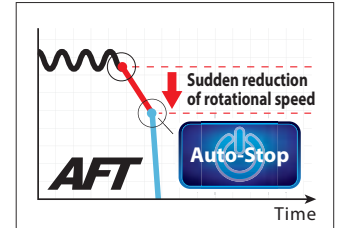
Delivers same power as 1,000W corded grinders



Cut concrete at depths of 20mm

GA001G	140	
18V Predecessor Model	100	
Low	Speed of cutting groove	High

Speed of cutting groove about **40% UP**



Active Feedback sensing Technology
 Torque limiter turns the motor off if the tool is suddenly forced to lock

Cordless Angle Grinder

40Vmax XGT BL AFT Cordless Angle Grinder, Anti-Restart Function, Electric Brake, Slide Switch Lock-On



	GA003G	GA004G	GA005G
Wheel Diameter	100 mm (4")	115 mm (4-1/2")	125 mm (5")
No Load Speed (RPM)	8,500	8,500	8,500
Dimensions (L x W x H)	w/ BL4025: 398x117x150 mm (15-5/8"x4-5/8"x5-7/8") w/ BL4040: 410x117x162 mm (16-1/8"x4-5/8"x6-3/8")	w/ BL4025: 398x130x156 mm (15-5/8"x5-1/8"x6-1/8") w/ BL4040: 410x130x168 mm (16-1/8"x5-1/8"x6-5/8")	w/ BL4025: 398x140x156 mm (15-5/8"x5-1/2"x6-1/8") w/ BL4040: 410x140x168 mm (16-1/8"x5-1/2"x6-5/8")
Net weight	2.8 - 3.3 kg (6.2 - 7.3 lbs.)	2.9 - 3.5 kg (6.4 - 7.7 lbs.)	2.9 - 3.6 kg (6.4 - 7.9 lbs.)

Grinding Wheel, Toolless Wheel Cover / Wheel Cover, Side Handle, Lock Nut Wrench, Battery, Charger

Cordless Angle Grinder

40Vmax XGT BL AFT Cordless Angle Grinder, Anti-Restart Function, Slide Switch Lock-On



	GA006G	GA007G	GA008G
Wheel Diameter	100 mm (4")	115 mm (4-1/2")	125 mm (5")
No Load Speed (RPM)	8,500	8,500	8,500
Dimensions (L x W x H)	w/ BL4025: 398x117x146 mm (15-5/8"x4-5/8"x5-3/4") w/ BL4040: 410x117x158 mm (16-1/8"x4-5/8"x6-1/4")	w/ BL4025: 398x130x152 mm (15-5/8"x5-1/8"x6") w/ BL4040: 410x130x165 mm (16-1/8"x5-1/8"x6-1/2")	w/ BL4025: 398x140x152 mm (15-5/8"x5-1/2"x6") w/ BL4040: 410x140x165 mm (16-1/8"x5-1/2"x6-1/2")
Net weight	2.7 - 3.3 kg (6.0 - 7.3 lbs.)	2.9 - 3.5 kg (6.4 - 7.7 lbs.)	2.9 - 3.5 kg (6.4 - 7.7 lbs.)

Grinding Wheel, Toolless Wheel Cover / Wheel Cover, Side Handle, Lock Nut Wrench, Battery, Charger

Cordless Angle Grinder

40Vmax XGT BL AFT Cordless Angle Grinder, Anti-Restart Function, Electric Brake, Paddle Switch



	GA011G	GA012G	GA013G
Wheel Diameter	100 mm (4")	115 mm (4-1/2")	125 mm (5")
No Load Speed (RPM)	8,500	8,500	8,500
Dimensions (L x W x H)	w/ BL4025: 398x117x152 mm (15-5/8"x4-5/8"x6") w/ BL4040: 410x117x164 mm (16-1/8"x4-5/8"x6-1/2")	w/ BL4025: 398x130x157 mm (15-5/8"x5-1/8"x6-1/10") w/ BL4040: 410x130x169 mm (16-1/8"x5-1/8"x6-2/3")	w/ BL4025: 398x140x157 mm (15-5/8"x5-1/2"x6-1/10") w/ BL4040: 410x130x169 mm (16-1/8"x5-1/8"x6-2/3")
Net weight	2.8 - 3.3 kg (6.1 - 7.2 lbs.)	2.9 - 3.5 kg (6.4 - 7.6 lbs.)	2.9 - 3.5 kg (6.5 - 7.7 lbs.)

Grinding Wheel, Toolless Wheel Cover / Wheel Cover, Side Handle, Lock Nut Wrench, Battery, Charger

Cordless Angle Grinder

40Vmax XGT BL AFT Cordless Angle Grinder, Anti-Restart Function, Paddle Switch

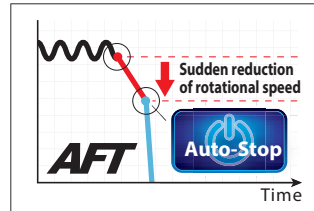


	GA014G	GA015G	GA016G
Wheel Diameter	100 mm (4")	115 mm (4-1/2")	125 mm (5")
No Load Speed (RPM)	8,500	8,500	8,500
Dimensions (L x W x H)	w/ BL4025: 398x117x147 mm (15-5/8"x4-5/8"x5-4/5") w/ BL4040: 410x117x160 mm (16-1/8"x4-5/8"x6-3/10")	w/ BL4025: 398x130x152 mm (15-5/8"x5-1/8"x6-1/10") w/ BL4040: 410x130x165 mm (16-1/8"x5-1/8"x6-2/3")	w/ BL4025: 398x140x152 mm (15-5/8"x5-1/2"x6-1/10") w/ BL4040: 410x130x165 mm (16-1/8"x5-1/8"x6-2/3")
Net weight	2.7 - 3.2 kg (6.0 - 7.1 lbs.)	2.9 - 3.4 kg (6.3 - 7.5 lbs.)	2.9 - 3.4 kg (6.4 - 7.6 lbs.)

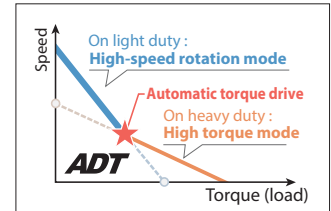
Grinding Wheel, Toolless Wheel Cover / Wheel Cover, Side Handle, Lock Nut Wrench, Battery, Charger

Circular Saw

HS003G / HS004G



Active Feedback sensing Technology

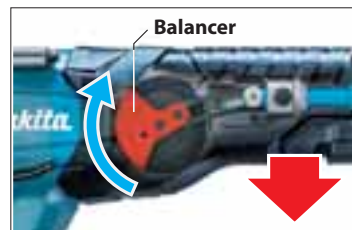


Automatic torque Drive Technology

Lightweight Model: HS003G
Battery: BL4040
4.6 kg

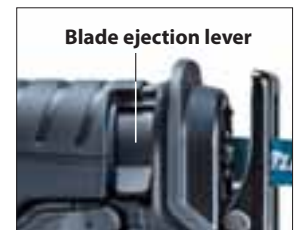
Recipro Saw

JR001G



Smooth cutting with vertical crank system

Unique rubber joint construction
The tool body is separated into the upper and lower housings which joined with vibration absorbing cushion rubbers.



Toolless blade change
makes it easier to remove a blade.

Lightweight Battery: BL4025
4.2 kg

HS003G / HS004G 40Vmax XGT BL ADT Cordless 190/185 mm (7-1/2" / 7-1/4") Magnesium Circular Saw, Electric Brake, Soft Start, Twin LED Light

Cordless Circular Saw

new

- Lightweight & High Power
- BL motor delivers 6,000 RPM for fast cutting
- BL motor eliminates carbon brushes, enabling the BL motor to run cooler and more efficiently for longer life
- Automatic torque Drive Technology (ADT) adjusts cutting speed and torque during cut for optimum performance



TCT Saw Blade, Dust Nozzle, Hex Wrench, Guide Rule (HS004G only), Battery, Charger


	HS003G	HS004G
Blade Diameter	190 / 185 mm (7-1/2" / 7-1/4")	190 / 185 mm (7-1/2" / 7-1/4")
Max Cutting Capacity	90°: 68.5 / 66 mm (2-11/16" / 2-5/8") 45°: 47.5 / 45.5 mm (1-7/8" / 1-13/16") 56°: 35.5 / 34 mm (1-3/8" / 1-5/16")	90°: 62.5 / 60 mm (2-7/16" / 2-3/8") 45°: 44.5 / 43 mm (1-3/4" / 1-11/16") 48°: 42 / 41 mm (1-5/8" / 1-5/8")
No Load Speed (RPM)	6,000	6,000
Dimensions (L x W x H)	w/ BL4025: 316x200x290 mm (12-1/2"x7-7/8"x11-3/8") w/ BL4040: 331x200x290 mm (13"x7-7/8"x11-3/8")	w/ BL4025: 322x210x290 mm (12-5/8"x8-1/4"x11-3/8") w/ BL4040: 337x210x290 mm (13-1/4"x8-1/4"x11-3/8")
Net weight	4.2 - 4.6 kg (9.3 - 10.1 lbs.)	4.5 - 4.8 kg (9.8 - 10.7 lbs.)

JR001G 40Vmax XGT BL Brushless Cordless Recipro Saw

Cordless Recipro Saw

new

- Compact & High Power
- Rubber joint structure
- Increased durability
- Blade ejection lever is located on the housing side for increased operability
- High cutting speed (Max 3,000 SPM) with 32 mm stroke length provide high cutting efficiency



Recipro Saw Blades, Charger, Battery


Length of Stroke	32 mm (1-1/4")
Strokes Per Minute (SPM)	High / Low: 0 - 3,000 / 0 - 2,300
Capacity	Pipe: 130 mm (5-1/8") Wood: 255 mm (10")
Dimensions (L x W x H)	w/ BL4025: 457x88x233 mm (18"x3-1/2"x9-1/8") w/ BL4040: 472x88x239 mm (18-5/8"x3-1/2"x9-3/8")
Net weight	4.2 - 4.5 kg (9.3 - 9.9 lbs.)

XGT is a new system with its own tools, batteries, and chargers. A combination of innovative tool design and higher output batteries provide a genuine solution for high demand industrial users.

Optimum power supply system and Optimum charging system

The XGT range of tools and batteries come with a built-in program, providing digital communication between the battery and tool. Allowing not only for the battery to talk with tool but also the tool to talk to the battery. Battery technology and motor engineering that work together for optimum performance.

Tool ↔ Battery ↔ Battery Charger Digital communication



Optimum charging system

Auto maintenance system with two cooling fans for providing more optimum fast charging

Built Tough

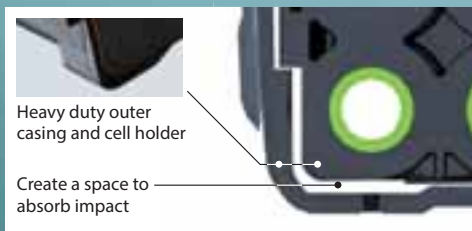
High durability specifications specially designed for 40Vmax Li-Ion batteries



4-LED fuel gauge indicator

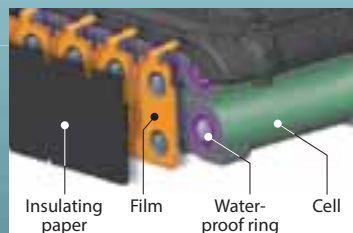


Terminal short-circuit prevention structure
The protection wall is provided between terminals against water and dust.



Heavy duty outer casing and cell holder
Create a space to absorb impact

Shock absorption structure



Waterproof Triple-layer Structure
prevents cell failure due to water and dust.



High Rigidity Battery Rails
Durable slide in battery rail that holds the battery and the tools firmly and securely to withstand high power products

Rapid Optimum Charging System

It is necessary to cool down before start charging when the battery temperature is high. Built-in fan circulates air through the battery before start charging and during the charging process to cool the battery for faster charge time.

The Makita Rapid Optimum Charger communicates with the battery's built-in chip throughout the charging process to optimize battery life by actively controlling current, voltage and temperature.

The optimum charging system

Forced air cooling



Fast charging



General charging method

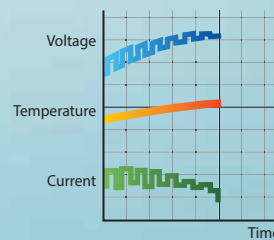
Natural heat dissipation



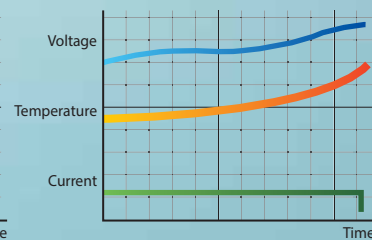
Waiting time for charging



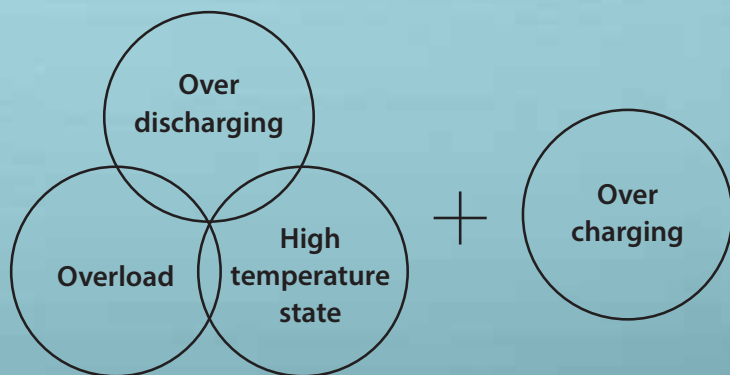
The optimum charging system



General charging method



Battery Protection Function



This function is communication technology that allows the tool and battery to monitor conditions and exchange data in real time to protect against Overload, Over-Discharge and Overheating.

Firm Holding

Multi-contact terminals reduce electrical resistance and increase connection stability withstanding against vibration, and ultimately ensures Stable current supply to the tool.



Anytime Charge
No Memory Effect
No discharging required




Shock Absorbing
Heavy Duty Pack



Purpose-built brushless motors

Makita-built Brushless Motor eliminates carbon brushes, enabling the motor to run cooler and more efficiently for longer life. The electronically controlled Brushless Motor efficiently uses energy to match torque and RPM to the changing demands of the application.



BL
MOTOR



Driver Drill
DF001G



Hammer Driver Drill
HP001G



Impact Driver
TD001G



Impact Wrench
TW001G



Combination Hammer
HR001G / HR002G / HR003G / HR004G



Recipro Saw
JR001G



Angle Grinder

GA003G / GA004G / GA005G / GA006G / GA007G / GA008G / GA011G / GA012G / GA013G / GA014G / GA015G / GA016G



Circular Saw
HS003G / HS004G



Combination Hammer
DHR280 / DHR281 / DHR282 / DHR283



Rotary Hammer
DHR400N



Recipro Saw
DJR360



Angle Grinder
DGA700 / DGA900 / DGA701 / DGA901



Angle Drill
DDA460



Shear Wrench
DWT310



Portable Cut-off
DLW140



Slide Compound Miter Saw
DLS110 / DLS111 / DLS112 / DLS714 / DLS211 / DLS212



Circular Saw
DHS780 / DHS781 / DHS782 / DHS783 / DHS900 / DHS901



Rear Handle Saw
DRS780



Plunge Cut Saw
DSP600 / DSP601



Vacuum Cleaner
DVC155L / DVC156L / DVC157L / DVC865L / DVC866L / DVC867L



Backpack Vacuum Cleaner
DVC261 / DVC265 / DVC660 / DVC665



Chain Saw
DUC303 / DUC353 / DUC400 / DUC305 / DUC355 / DUC405 / DUC256 / DUC306 / DUC356 / DUC406



Multi Function Power Head
DUX60



Grass Trimmer
DUR364L / DUR368A / DUR368L / DUR369A / DUR369L / DUR369N



Lawn Mower
DLM460 / DLM462 / DLM530 / DLM532 / DLM533




Blower
DUB362 / DUB363



Power Cutter
DCE090



Grass Trimmer
UR101C / UR201C / UR202C



**Driver Drill**

DDF083 / DDF459 / DDF481 / DDF483 / DDF484 / DDF485

**Hammer Driver Drill**

DHP459 / DHP481 / DHP483 / DHP484 / DHP485

**Oil-Pulse Driver**

DTS141

**Impact Driver**

DTD153 / DTD154 / DTD155 / DTD170 / DTD171

**4 Mode Impact Driver**

DTP141

**Impact Wrench**

DTW180 / DTW181 / DTW285 / DTW300 / DTW301 / DTW800 / DTW1001 / DTW1002

**Screwdriver**

DFS250 / DFS251 / DFS452

**Power Scraper**

DHK180

**Combination Hammer**

DHR242 / DHR243

**Rotary Hammer**

DHR171 / DHR182

**Random Orbit Polisher**

DPO500 / DPO600

**Angle Grinder**

DGA404 / DGA405 / DGA406 / DGA408 / DGA411 / DGA412 / DGA413 / DGA414 / DGA417 / DGA418 / DGA454 / DGA455 / DGA456 / DGA458 / DGA461 / DGA462 / DGA463 / DGA464 / DGA467 / DGA468 / DGA504 / DGA505 / DGA506 / DGA508 / DGA511 / DGA512 / DGA513 / DGA514 / DGA517 / DGA518 / DGA419 / DGA469 / DGA519

**Drywall Sander**

DSL800

**Steel Rod Cutter**

DSC121 / DSC163 / DSC251

**Threaded Rod Cutter**

DSC102

**Rebar Tying Tool**

DTR180

**Compound Miter Saw**

DLS600

**Metal Cutter**

DCS551 / DCS553

**Circular Saw**

DHS660 / DHS661 / DHS680

**Recipro Saw**

DJR187 / DJR188

**Jig Saw**

DJV181 / DJV182

**Planer**

DKP181

**Trimmer**

DRT50

**Robotic Cleaner**

DRC200

**Cyclone Cleaner**

DCL501

**Portable Vacuum Cleaner**

DVC750L

**Cleaner**

DCL280F / DCL281F / DCL282F

**Wheelbarrow**

DCU180

**Grass Trimmer**

DUR189 / DUR190U / DUR190L / DUR191U / DUR191U

**Chain Saw**

DUC204 / DUC254 / DUC254C

**Hedge Trimmer**

DUN500W / DUN600L / DUN501W / DUN601L

**Hedge Trimmer**

DUH501 / DUH601 / DUH751 / DUH502 / DUH602 / DUH752 / DUH604S / DUH754S

**Blower**

DUB184

**Fan Jacket**

DFJ210 / DFJ211 / DFJ310 / DFJ311 / DFJ410 / DFJ411 / DFJ212 / DFJ213 / DFJ214

**Fan Vest**

DFV210

**Mixer**

DUT130 / DUT131

**Driver Drill**

DF332D / DF032D

Hammer Driver Drill

HP332D

**Impact Driver**

TD111D

Impact Wrench

TW160D / TW161D

**Rotary Hammer**

HR166D

**Jig Saw**

JV102D / JV103D

**Threaded Rod Cutter**

SC103D



Li-ion Battery & Charging Time Reference, Compatibility Chart

DC40RA



The enlarged and raised LED light provides clearer indication of charging status.

LXT 18V Lithium-ion

Fast Charging



Compatible with LXT Li-Ion batteries

6.0 Ah		BL1860B BL1850B	40min.
5.0 Ah			
4.0 Ah		BL1840B	29min.
3.0 Ah		BL1830B	22min.
2.0 Ah		BL1820B	24min.
1.5 Ah		BL1815N	15min.

XGT 40Vmax Lithium-ion

Fast Charging



DC40RA

4.0 Ah		BL4040	45min.
2.5 Ah		BL4025	28min.

LXT 18V Lithium-ion

Fast Charging



DC18RC

DC18RD
Two Port Multi
Fast Charger

DC18RE
CXT&LXT Dual port
Fast Charger



DC18SF
*Except BL1430A



DC18SD


DC18SH
Two Port Multi
Charger

DC18SE
(Automotive)

6.0 Ah		BL1860B	55min.	1 to 2 batteries 130min.	3 to 4 batteries 260min.	130min.
5.0 Ah		BL1850B	45min.	110min.	220min.	110min.
4.0 Ah		BL1840B	36min.	90min.	180min.	90min.
3.0 Ah		BL1830B	22min.	60min.	120min.	60min.
2.0 Ah		BL1820B	24min.	45min.	90min.	45min.
1.5 Ah		BL1815N	15min.	30min.	60min.	30min.

CXT 12Vmax Lithium-ion

Fast Charging



DC18RC

DC18RE
CXT&LXT Dual port
Fast Charger

DC10WD

4.0 Ah		BL1041B	60min.	130min.	7.2V Lithium-ion 1.5Ah BL0715	10.8V Lithium-ion 1.3Ah BL1013	BL0715 35min.	BL1013 50min.
2.0 Ah		BL1021B	30min.	70min.				
1.5 Ah		BL1016	22min.	50min.				

14.4V / 18V Lithium-ion



1.5Ah
*BL1415G
**BL1815G



DC18WA

70min.

*For Model: DF347D, HP347D, JV143D, ML187, TD126D, UH420D, UH480D, UH520D, UM165D, UR140D, DMR106
**G Battery 18V model

MAKPAC Power source kit



40V_{max} Lithium-ion

Model No.	MAKPAC type	Set contents				
		Battery	Ah	Qty	Charger	Converter
MKP1G001	TYPE1	BL4025	2.5Ah	2	DC40RA	
MKP1G002	TYPE1	BL4040	4.0Ah	2	DC40RA	

18V Lithium-ion

MKP1SY182	TYPE1	BL1815N	1.5Ah	2	DC18SD	
MKP1RA182	TYPE1	BL1820B	2.0Ah	2	DC18RC	
MKP1RF181	TYPE1	BL1830B	3.0Ah	1	DC18RC	
MKP1RF182	TYPE1	BL1830B	3.0Ah	2	DC18RC	
MKP1RF183	TYPE1	BL1830B	3.0Ah	3	DC18RC	
MKP1RF184	TYPE1	BL1830B	3.0Ah	4	DC18RC	
MKP1RM182	TYPE1	BL1840B	4.0Ah	2	DC18RC	
MKP1RM183	TYPE1	BL1840B	4.0Ah	3	DC18RC	
MKP1RM184	TYPE1	BL1840B	4.0Ah	4	DC18RC	
MKP1RT181	TYPE1	BL1850B	5.0Ah	1	DC18RC	
MKP1RT182	TYPE1	BL1850B	5.0Ah	2	DC18RC	
MKP1T188	TYPE1	BL1850B	5.0Ah	8	-	
MKP1RG181	TYPE1	BL1860B	6.0Ah	1	DC18RC	
MKP1RG182	TYPE1	BL1860B	6.0Ah	2	DC18RC	
MKP1RG183	TYPE1	BL1860B	6.0Ah	3	DC18RC	
MKP1RG184	TYPE1	BL1860B	6.0Ah	4	DC18RC	
MKP2RFC2	TYPE2	BL1830B	3.0Ah	2	DC18RC	BCV03
MKP2RFC3	TYPE2	BL1830B	3.0Ah	3	DC18RC	BCV03
MKP2RFC4	TYPE2	BL1830B	3.0Ah	4	DC18RC	BCV03
MKP2PF184	TYPE2	BL1830B	3.0Ah	4	DC18RD	
MKP2RMC2	TYPE2	BL1840B	4.0Ah	2	DC18RC	BCV03
MKP2PM184	TYPE2	BL1840B	4.0Ah	2	DC18RD	
MKP2PT184	TYPE2	BL1850B	5.0Ah	4	DC18RD	
MKP3PM182	TYPE3	BL1840B	4.0Ah	2	DC18RD	
MKP3PM184	TYPE3	BL1840B	4.0Ah	4	DC18RD	
MKP3PT182	TYPE3	BL1850B	5.0Ah	2	DC18RD	
MKP3PT184	TYPE3	BL1850B	5.0Ah	4	DC18RD	
MKP3PG182	TYPE3	BL1860B	6.0Ah	2	DC18RD	
MKP3PG184	TYPE3	BL1860B	6.0Ah	4	DC18RD	

12V_{max} Lithium-ion

MKP2NX1	TYPE3	BL1021B / BL1850B	2.0Ah / 5.0Ah	1	DC18RE	
MKP2NX2	TYPE3	BL1021B / BL1850B	2.0Ah / 5.0Ah	2	DC18RE	
MKP2NX3	TYPE3	BL1041B / BL1850B	4.0Ah / 5.0Ah	1	DC18RE	
MKP2NX4	TYPE3	BL1041B / BL1850B	4.0Ah / 5.0Ah	2	DC18RE	


12V_{max} Lithium-ion

MKP1WY122	TYPE1	BL1016	1.5Ah	2	DC10WD	
MKP1SY122	TYPE1	BL1016	1.5Ah	2	DC10SB	
MKP1WA122	TYPE1	BL1021B	2.0Ah	2	DC10WD	
MKP1SA122	TYPE1	BL1021B	2.0Ah	2	DC10SB	
MKP1WM122	TYPE1	BL1041B	4.0Ah	2	DC10WD	
MKP1SM122	TYPE1	BL1041B	4.0Ah	2	DC10SB	

MAKPAC trolley

able to stack on for easy loading

Part No.
TR00000002
TR00000001(EU)



MAKPAC adapter set

Makita AC Vacuum Cleaner to connect with MAKPAC

Part No.
198730-6
198599-8(EU)

Model No.
VC3211H/M, VC2211M,
VC2201M, VC1310L,
VC2510L, VC3210L



Cool Box

20mm thickness formed polystyrene, sealing strips are placed around the mating surface of lid and box.

18L 198253-4 (Type 4)
500mL x20 2L x4



11L 198254-2 (Type 3)
500mL x10 2L x2



This movie was filmed in Japan.
Models and specs may vary by country.



18V X2 Lithium-ion

Powered by two 18V Li-ion
batteries in series

18v + 18v → 36v LXT

EXPAND YOUR LITHIUM-ION LINEUP



Lawn Mower
DLM460 / DLM382 / DLM432 /
DLM462 / DLM530 / DLM532 /
DLM533

Chain Saw
DUC405 / DUC400 / DUC355 /
DUC353 / DUC305 / DUC303 /
DUC302 / DUC252 / DUC252C /
DUC256 / DUC306 / DUC356 /
DUC406

Blower
DUB361 /
DUB362 /
DUB363

Hedge Trimmer
DUH551 / DUH651

Grass Trimmer
DUR364L / DUR368A /
DUR368L / DUR369A /
DUR369L / DUR369N

Battery Powered Pruning Shears
DUP361 / DUP362

Multi Function Power Head
DUX60

Battery Converter
BCV01

Corded and Cordless Vacuum Cleaner
DVC860L / DVC861L /
DVC150L / DVC151L

Combination Hammer
DHR263 / DHR264 /
DHR280, DHR282+DX08 /
DHR281, DHR283+DX09

Rotary Hammer
DHR400N

Angle Grinder
DGA701 / DGA901 /
DGA700 / DGA900

Recipro Saw
DJR360

Portable Cut-off
DLW140

Slide Compound Miter Saw
DLS714 / DLS110 / DLS111 /
DLS112 / DLS211 / DLS212

Circular Saw
DHS710 / DHS711 / DHS781 /
DHS780 / DHS782 / DHS783 /
DHS900 / DHS901

Shear Wrench
DWT310

Power Cutter
DCE090

Rear Handle Saw
DRS780

Plunge Cut Saw
DSP600 / DSP601

Angle Drill
DDA460

Vacuum Cleaner
DVC865L / DVC866L / DVC867L /
DVC155L / DVC156L / DVC157L

Battery Adapter
BAP182

Battery Converter
BCV03

18v + 18v → 36v

Li-Ion Ah 6.0 5.0 4.0 3.0 2.0 1.5

Cordless Circular Saw

DHS900 / DHS901 / DHS783 / DHS782 / DHS781 / DHS780

High power for fast cutting and ripping

Rotatable dust nozzle
model: DHS900, DHS901



Compatible with Guide rail without adapter, providing precision cutting
model: DHS900, DHS783, DHS782

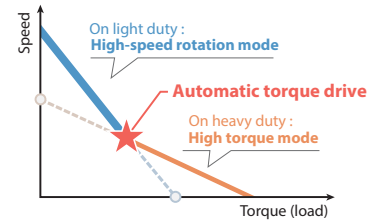


photo: DHS900

ADT Automatic torque Drive Technology

automatically changes the cutting speed according to load conditions for an optimum operation:

- On light duty: high-speed rotation mode
- On heavy duty: high torque mode



AWS Auto-start Wireless System

model: DHS900, DHS901, DHS783, DHS781

The wireless activation function enables clean and comfortable operation. By connecting a supported tool to the cleaner, you can run the cleaner automatically along with the switch operation of the tool.

DHS900 / DHS901

18V X2 (36V) LXT BL AWS ADT Cordless 235 mm (9-1/4") Magnesium Circular Saw, Electric Brake, Soft Start, Twin LED Light

Cordless Circular Saw



new

- Cordless mobility allows for smooth operation without worrying about cord handling even in cutting long material
- 18V X2 LXT Li-Ion batteries, BL motor and TCT saw blade optimum for DC circular saw deliver powerful and smooth cutting similar to corded tool
- Lightweight by BL motor, magnesium diecast base, blade case, etc. (DHS900 only)
- 18V solution for corded power demands
- Compatible with guide rail without adapter, providing precision cutting (DHS900 only)
- Two 18V LXT Li-Ion batteries deliver the power and performance for corded demands without leaving the 18V LXT platform

LXT BL AWS ADT (BRAND) XPT



Wireless Unit (country-specific), TCT Saw Blade, Sub Base(DHS900 only), Guide Rule(DHS901 only), Hex Wrench, Battery, Charger

Blade Diameter	235 mm (9-1/4")
Max Cutting Capacity	90°: 85 mm (3-3/8") 45°: 61 mm (2-3/8") 60°: DHS900: 44 mm (1-3/4") / DHS901: 41 mm (1-5/8")
No Load Speed (RPM)	4,500
Vibration Level	Cutting Wood: 2.5 m/s ² or less Cutting Metal: 2.5 m/s ² or less
Sound Pressure Level	93 dB(A)
Sound Power Level	104 dB(A)
Dimensions (L x W x H)	DHS900: 413x196x316 mm (16-1/4"x7-3/4"x12-1/2") DHS901: 430x224x316 mm (17"x8-7/8"x12-1/2")
Net weight	DHS900: 5.3 - 6.0 kg (11.7 - 13.2 lbs.) DHS901: 5.8 - 6.4 kg (12.7 - 14.1 lbs.)

DHS783 / DHS782

18V X2 (36V) LXT BL ADT Cordless 190/185 mm (7-1/2" / 7-1/4") Magnesium Circular Saw, Electric Brake, Soft Start, Dual LED Light

Cordless Circular Saw



new

- Compatible with guide rail without adapter, providing precision cutting
- Increased visibility of ink line position
- 6,000 RPM for fast cutting
- 18V solution for corded power demands
- Two 18V LXT Li-Ion batteries deliver the power and performance for corded demands without leaving the 18V LXT platform

DHS783

LXT BL AWS ADT (BRAND) XPT



Wireless Unit (country-specific)(DHS783 only), TCT Saw Blade, Dust Nozzle, Hex Wrench, Guide Rule, Hook, Battery, Charger

Blade Diameter	190 / 185 mm (7-1/2" / 7-1/4")
Max Cutting Capacity	90°: 62.5 / 60 mm (2-7/16" / 2-3/8") 45°: 44.5 / 43 mm (1-3/4" / 1-11/16") 48°: 42 / 41 mm (1-5/8" / 1-5/8")
No Load Speed (RPM)	6,000
Vibration Level	Cutting Wood: 2.5 m/s ² or less Cutting Metal: 2.5 m/s ² or less
Sound Pressure Level	93 dB(A)
Sound Power Level	104 dB(A)
Dimensions (L x W x H)	348x210x290 mm (13-3/4"x8-1/4"x11-3/8")
Net weight	4.5 - 5.1 kg (9.9 - 11.3 lbs.)

DHS781 / DHS780

18V X2 (36V) LXT BL ADT Cordless 190/185 mm (7-1/2" / 7-1/4") Magnesium Circular Saw, Electric Brake, Soft Start, Dual LED Light

Cordless Circular Saw



- 6,000 RPM for Fast Cutting
- 18V solution for corded power demands
- Two 18V LXT Li-Ion batteries deliver the power and performance for corded demands without leaving the 18V LXT platform
- BL motor delivers 6,000 RPM for fast cutting
- BL motor eliminates carbon brushes, enabling the BL motor to run cooler and more efficiently for longer life

DHS781

LXT BL AWS ADT (BRAND) XPT



TCT Saw Blade, Dust Nozzle, Hex Wrench, Battery, Charger

Blade Diameter	190 / 185 mm (7-1/2" / 7-1/4")
Max Cutting Capacity	90°: 68.5 / 66 mm (2-11/16" / 2-5/8") 45°: 47.5 / 45.5 mm (1-7/8" / 1-13/16") 56°: 35.5 / 34 mm (1-3/8" / 1-5/16")
No Load Speed (RPM)	6,000
Vibration Level	Cutting Wood: 2.5 m/s ² or less Cutting Metal: 2.5 m/s ² or less
Sound Pressure Level	93 dB(A)
Sound Power Level	104 dB(A)
Dimensions (L x W x H)	342x200x290 mm (13-1/2"x7-7/8"x11-3/8")
Net weight	4.2 - 4.8 kg (9.3 - 10.7 lbs.)

DHR400N

Cordless Rotary Hammer

18V X2 (36V) LXT BL AFT AWS AVT SOFT NO LOAD Cordless 40 mm (1-9/16") Rotary Hammer, SDS-Max Bits, Dual LED Lights



- 8.0 Joules (EPTA) impact energy delivers high performance equivalent to HR4013C
- Newly-developed BL motor delivers high power and excellent performance equivalent to corded model HR4013C
- Active Feedback sensing Technology (AFT) turns the motor off if bit rotation is suddenly forced to stop
- Auto-start Wireless System (AWS) connects to compatible vacuum cleaners with Bluetooth
- Low vibration achieved by Anti-Vibration Technology (AVT) & SOFT NO LOAD (suppression of motor speed during no-load)



LXT BL AFT AWS AVT SOFT NOLOAD XPT



Side Handle, Side Grip, Depth Gauge, Bit Grease, Cloth, Wireless Unit (country-specific), Battery, Charger

Impact Energy	EPTA-Procedure 05/2009: 8.0 J
Capacity	Concrete (w/ TCT Bit): 40 mm (1-9/16")
Blows Per Minute (BPM)	1,450 - 2,900
No Load Speed (RPM)	250 - 500
Sound Pressure Level	91 dB(A)
Sound Power Level	102 dB(A)
Vibration Level	Hammer Drilling into Concrete: 5.0 m/s ²
Dimensions (L x W x H)	473x120x285 mm (18-5/8"x4-3/4"x11-1/4")
Net weight	7.3 - 8.1 kg (16.1 - 17.9 lbs.)

DHR282 / DHR280

Cordless Combination Hammer

18V X2 (36V) LXT BL AVT SOFT NO LOAD Cordless 28 mm (1-1/8") Combination Hammer, SDS-PLUS Bits



- BL Motor & AVT + SOFT NO LOAD functions deliver high power and low vibration
- Auto-start Wireless System (AWS) connects to vacuum cleaner with Bluetooth (DHR282)
- Active Feedback sensing Technology (AFT) turns the motor off if bit rotation is suddenly forced to stop (DHR282)
- 18V solution for corded power demands
- Two 18V LXT Li-Ion batteries deliver the power and run time for corded demands without leaving the 18V LXT platform



LXT BL AFT AWS AVT SOFT NOLOAD XPT



Side Grip, Depth Gauge, Battery, Charger, Wireless Unit (DHR282), Dust Cup (country-specific), Cleaning cloth (country-specific), Bit Grease (country-specific)

Impact Energy	EPTA-Procedure 05/2009: 2.8 J
Capacity	Concrete / Steel / Wood / Core Bit / Diamond Core Bit (Dry Type): 28 / 13 / 32 / 54 / 65 mm (1-1/8" / 1/2" / 1-1/4" / 2-1/8" / 2-9/16")
Blows Per Minute (BPM)	0 - 5,000
No Load Speed (RPM)	0 - 980
Chuck Capacity	1.5 - 13 mm (1/16 - 1/2")
Vibration Level	Hammer Drilling into Concrete: 9.0 m/s ² Hammer Drilling into Concrete w/ DX08: 8.0 m/s ² Drilling into Metal: 2.5 m/s ²
Sound Pressure Level	93 dB(A)
Sound Power Level	104 dB(A)
Dimensions (L x W x H)	373x134x232 mm (14-3/4"x5-1/4"x9-1/8")
Net weight	DHR282: 3.9 - 5.0 kg (8.6 - 11.0 lbs.) DHR280: 3.8 - 4.9 kg (8.4 - 10.8 lbs.)

DHR283 / DHR281

Cordless Combination Hammer

18V X2 (36V) LXT BL AVT SOFT NO LOAD Cordless 28 mm (1-1/8") Combination Hammer, SDS-PLUS Bits, Quick Change Drill Chuck



Quick change drill chuck



- BL Motor & AVT + SOFT NO LOAD functions deliver high power and low vibration
- Auto-start Wireless System (AWS) connects to vacuum cleaner with Bluetooth (DHR283)
- Active Feedback sensing Technology (AFT) turns the motor off if bit rotation is suddenly forced to stop (DHR283)
- 18V solution for corded power demands
- Two 18V LXT Li-Ion batteries deliver the power and run time for corded demands without leaving the 18V LXT platform



LXT BL AFT AWS AVT SOFT NOLOAD XPT



Quick Change Drill Chuck, Side Grip, Depth Gauge, Battery, Charger, Wireless Unit (DHR283), Dust Cup (country-specific), Cleaning cloth (country-specific), Bit Grease (country-specific)

Impact Energy	EPTA-Procedure 05/2009: 2.9 J
Capacity	Concrete / Steel / Wood / Core Bit / Diamond Core Bit (Dry Type): 28 / 13 / 32 / 54 / 65 mm (1-1/8" / 1/2" / 1-1/4" / 2-1/8" / 2-9/16")
Blows Per Minute (BPM)	0 - 5,000
No Load Speed (RPM)	0 - 980
Chuck Capacity	1.5 - 13 mm (1/16 - 1/2")
Vibration Level	Hammer Drilling into Concrete: 9.5 m/s ² Hammer Drilling into Concrete w/ DX09: 8.0 m/s ² Drilling into Metal: 2.5 m/s ²
Sound Pressure Level	92 dB(A)
Sound Power Level	103 dB(A)
Dimensions (L x W x H)	404x134x232 mm (15-7/8"x5-1/4"x9-1/8")
Net weight	4.0 - 4.9 kg (8.8 - 10.8 lbs.)

Dust extraction System



**DHR282
DHR280 + DX08**



**DHR283
DHR281 + DX09**



DHR263 / DHR264

Cordless Combination Hammer

18V X2 (36V) LXT Li-Ion Cordless 26 mm (1") Combination Hammer, SDS-PLUS Bits

442



Quick change drill chuck



- 18V solution for corded power demands
- Two 18V LXT Li-Ion batteries deliver the power and run time for corded demands without leaving the 18V LXT platform
- Makita-built motor delivers 0-1,250 RPM, 0-5,000 BPM and 3.0 Joules (Makita value) of impact energy for faster drilling
- Vibration absorbing handle provides a sure and comfortable operation
- Ergonomic soft grip handle and large 2-finger trigger provide increased comfort on the job



LXT XPT



Side Handle, Depth Gauge, Battery, Charger, Dust Cup (country-specific), Cleaning cloth (country-specific), Bit Grease (country-specific)
Quick Change Drill Chuck, Side Handle, Depth Gauge, Battery, Charger, Dust Cup (country-specific), Cleaning cloth (country-specific), Bit Grease (country-specific)

Impact Energy	EPTA-Procedure 05/2009: 2.5 J
Capacity	Concrete / Steel / Wood: 26 / 13 / 32 mm (1" / 1/2" / 1-1/4")
Blows Per Minute (BPM)	0 - 5,000
No Load Speed (RPM)	0 - 1,250
Vibration Level	DHR263: 14.5 m/s ² (Hammer Drilling into Concrete) DHR264: 15.5 m/s ²
Drilling Into Metal:	3.0 m/s ²
Sound Pressure Level	94 dB(A)
Sound Power Level	105 dB(A)
Dimensions (L x W x H)	DHR263: 350x116x232 mm (13-3/4"x4-9/16"x9-1/8") DHR264: 374x116x232 mm (14-3/4"x4-9/16"x9-1/8")
Net weight	DHR263: 4.1 - 5.1 kg (9 - 11.3 lbs.) DHR264: 4.2 - 5.1 kg (9.2 - 11.2 lbs.)

DDA460 18V X2 LXT BL ADT Cordless 13 mm (1/2") Angle Drill with Keyed Chuck

Cordless Angle Drill



- Amazing high power
- High-speed drilling beyond AC tool
- Powerful drilling even large diameter holes
- Exceptional high power and high speed
- 18V solution for corded power demands



This movie was filmed in Japan. Models and specs may vary by country.



LXT BL ADT XPT



Chuck Key, Hex Wrench, Side Grip, Battery, Charger

Capacity	Steel: 13 mm (1/2") Wood (Self-Feed Bit) Hi: 65 mm (2-9/16") Wood (Self-Feed Bit) Lo: 118 mm (4-5/8") Wood (Hole Saw) Hi: 105 mm (4-1/8") Wood (Hole Saw) Lo: 159 mm (6-1/4") Wood (Auger-Bit): 50 mm (2")
No Load Speed (RPM)	High / Low: 0 - 1,400 / 0 - 350
Vibration Level	Drilling into Metal: 2.5 m/s ² or less
Sound Pressure Level	85 dB(A)
Sound Power Level	96 dB(A)
Dimensions (L x W x H)	538x128x223 mm (21-1/4"x5"x8-3/4")
Net weight	5.7 - 6.4 kg (12.6 - 14.0 lbs.)

DWT310 18V X2 (36V) LXT BL Brushless Cordless M16 (5/8") / M20 (3/4") / M22 (7/8") 804 N-m (593 ft.lbs.) Shear Wrench

Cordless Shear Wrench



- Up to 14% faster fastening than corded model 6922NB
- Fastens 380 M22 (7/8") torque shear bolts with two 18V 6.0 Ah batteries
- 18V solution for corded power demands
- Two 18V LXT Li-Ion batteries deliver the power and run time for corded demands without leaving the 18V LXT platform
- High power delivered by 36V (18Vx2) DC Brushless motor enables to fasten as fast as if you were using a corded shear wrench



LXT BL XPT



Screwdriver, Shoulder Belt, Battery, Charger

Capacity	High Strength Torque Shear Bolt (HTB) : M16, M20, M22 (5/8", 3/4", 7/8") Super High Strength Torque Shear Bolt (SHTB) : M16, M20 (5/8", 3/4")
No Load Speed (RPM)	14
Max Fastening Torque	804 N-m (593 ft.lbs.)
Vibration Level	2.5 m/s ² or less
Sound Pressure Level	83 dB(A)
Sound Power Level	94 dB(A)
Dimensions (L x W x H)	296x130x377 mm (11-5/8"x5-1/8"x14-7/8")
Net weight	6.5 - 7.1 kg (14.3 - 15.7 lbs.)

DLW140 18V X2 (36V) LXT BL 355 mm (14") Toolless Portable Cut-Off

Cordless Portable Cut-off



- World's first cordless portable Cut-off
- Cuts 130 metal studs with BL1850B x2
- Electric brake allows adjustments to be completed faster for maximum productivity
- Load status indicator shows the load level on the motor during cutting operation
- Suitable for light duty application, such as cutting metal studs



LXT BL



Cut-Off Wheel, Battery, Charger

Wheel Diameter	355 mm (14")
Hole Diameter	25.4 mm (1")
No Load Speed (RPM)	3,800
Capacity at 90°	Round: 127 mm (5") Rectangular: 115x130 mm (4-1/2"x5-1/8") Rectangular: 102x194 mm (4"x7-5/8") Rectangular: 70x233 mm (2-3/4"x9-1/8")
Capacity at 45°	Round: 127 mm (5") Rectangular: 115x103 mm (4-1/2"x4-1/16")
Vibration Level	2.5 m/s ²
Sound Pressure Level	103 dB(A)
Sound Power Level	115 dB(A)
Dimensions (L x W x H)	w/ European type safety guard: 537x290x640 mm (21-1/8"x11-3/8"x25-1/4")
Net weight	17.2 - 17.8 kg (37.9 - 39.3 lbs.)

DGA901 / DGA900 18V X2 (36V) LXT BL Cordless 230 mm (9") Angle Grinder, Anti-Restart Function, Electric Brake, Large Trigger Switch

Cordless Angle Grinder



- Auto-start Wireless System (AWS) connects to compatible vacuum cleaners with Bluetooth (DGA901)
- 18V solution for corded power demands
- Two 18V LXT Li-Ion batteries deliver the power and performance for corded demands without leaving the 18V LXT platform
- ADT (Automatic torque Drive Technology) adjusts speed and torque during operation for optimum performance
- AFT (Active Feedback sensing Technology) turns the motor off if rotation speed suddenly slows or wheel is forced to stop



LXT BL ADT AFT AWS XPT



Toolless Wheel Cover / Wheel Cover, Side Grip, Lock Nut Wrench

Wheel Diameter	230 mm (9")
Hole Diameter	22.23 mm (7/8")
No Load Speed (RPM)	6,000
Circumference of grip	DGA901: 160 mm (6-5/16")
Vibration Level	Surface Grinding w/ Anti-Vibration Side Grip: 7.5 m/s ² Disc Sanding w/ Anti-Vibration Side Grip: 2.5 m/s ² or less
Sound Pressure Level	88 dB(A)
Sound Power Level	99 dB(A)
Dimensions (L x W x H)	499x250x158 mm (19-5/8"x9-7/8"x6-1/4")
Net weight	DGA901: 5.2 - 8.0 kg (11.4 - 17.7 lbs.) DGA900: 5.2 - 8 kg (11.46 - 17.64 lbs.)




This movie was filmed in Japan. Models and specs may vary by country.

DGA701 / DGA700 18V X2 (36V) LXT BL Cordless 180 mm (7") Angle Grinder, Anti-Restart Function, Electric Brake, Large Trigger Switch

Cordless Angle Grinder



- Auto-start Wireless System (AWS) connects to compatible vacuum cleaners with Bluetooth (DGA701)
- 18V solution for corded power demands
- Two 18V LXT Li-Ion batteries deliver the power and performance for corded demands without leaving the 18V LXT platform
- ADT (Automatic torque Drive Technology) adjusts speed and torque during operation for optimum performance
- AFT (Active Feedback sensing Technology) turns the motor off if rotation speed suddenly slows or wheel is forced to stop



LXT BL ADT AFT AWS XPT



Toolless Wheel Cover / Wheel Cover, Side Grip, Lock Nut Wrench

Wheel Diameter	180 mm (7")
Hole Diameter	22.23 mm (7/8")
No Load Speed (RPM)	7,800
Circumference of grip	DGA701: 160 mm (6-5/16")
Vibration Level	Surface Grinding w/ Anti-Vibration Side Grip: 7.5 m/s ² Disc Sanding w/ Anti-Vibration Side Grip: 2.5 m/s ² or less
Sound Pressure Level	88 dB(A)
Sound Power Level	99 dB(A)
Dimensions (L x W x H)	499x200x158 mm (19-5/8"x7-7/8"x6-1/4")
Net weight	DGA701: 5.0 - 6.0 kg (11.0 - 13.3 lbs.) DGA700: 5 - 6 kg (11.02 - 13.23 lbs.)



This movie was filmed in Japan. Models and specs may vary by country.

DLS211 / DLS212**Cordless Slide Compound Miter Saw****18V X2 (36V) LXT BL ADT Cordless 305 mm (12") Slide Compound Miter Saw, Laser**

- Auto-start Wireless System (AWS) connects to compatible vacuum cleaners with Bluetooth (DLS211)
- Rail-forward design enables to be placed against a wall for maximizing work space
- 18V solution for corded power demands
- Two 18V LXT Li-Ion batteries deliver the power and run time for corded demands without leaving the 18V LXT platform
- High power delivered by 36V (18Vx2) DC Brushless motor enables to cut as fast as if you were using a corded slide compound miter saw



TCT Saw Blade, Dust Bag, Triangular Rule, Vertical Vise, Hex Wrench, Battery, Charger

Blade Diameter	305 mm (12")
Miter Angle	60° L / 60° R
Bevel Angle	48° L / 48° R
Max Cutting Capacity	90° Miter: 107 x 363 mm (4-1/4" x 14-1/4") 90° Miter: 92 x 382 mm (3-5/8" x 15") 45° Miter, L/R: 107 x 255 mm (4-1/4" x 10") 45° Miter, L/R: 92 x 268 mm (3-5/8" x 10-1/2")
No Load Speed (RPM)	4,400
Sound Pressure Level	95 dB(A)
Sound Power Level	103 dB(A)
Vibration Level	2.5 m/s ² or less
Dimensions (L x W x H)	898x690x725 mm (35-1/4"x27-1/4"x28-1/2")
Net weight	30.7 - 31.3 kg (67.6 - 69.1 lbs.)

DLS111 / DLS112 / DLS110**Cordless Slide Compound Miter Saw****18V X2 (36V) LXT BL ADT Cordless 260 mm (10-1/4") Slide Compound Miter Saw, Laser**

- Auto-start Wireless System (AWS) connects to compatible vacuum cleaners with Bluetooth (DLS111)
- Rail-forward design enables to be placed against a wall for maximizing work space
- 18V solution for corded power demands
- Two 18V LXT Li-Ion batteries deliver the power and run time for corded demands without leaving the 18V LXT platform
- High power delivered by 36V (18Vx2) DC Brushless motor enables to cut as fast as if you were using a corded slide compound miter saw



TCT Saw Blade, Dust Bag, Triangular Rule, Vertical Vise, Hex Wrench, Battery, Charger

Blade Diameter	260 mm (10-1/4")
Miter Angle	60° L / 60° R
Bevel Angle	48° L / 48° R
Max Cutting Capacity	90° Miter: 91 x 279 mm (3-5/8" x 11") 90° Miter: 68 x 310 mm (2-11/16" x 12-1/4") 45° Miter, L/R: 91 x 197 mm (3-5/8" x 7-3/4") 45° Miter, L/R: 68 x 218 mm (2-11/16" x 8-5/8")
No Load Speed (RPM)	4,400
Sound Pressure Level	92 dB(A)
Sound Power Level	102 dB(A)
Vibration Level	2.5 m/s ² or less
Dimensions (L x W x H)	805x644x660 mm (31-3/4"x25-3/8"x26")
Net weight	26.6 - 27.3 kg (58.6 - 60.2 lbs.)

DLS714**Cordless Slide Compound Miter Saw****18V X2 (36V) LXT BL ADT Cordless 190 mm (7-1/2") Dual Slide Compound Miter Saw**

- 18V solution for corded power demands
- Two 18V LXT Li-Ion batteries deliver the power and performance for corded demands without leaving the 18V LXT platform
- High power delivered by 36V (18Vx2) DC Brushless motor enables to cut as fast as if you were using a corded slide compound miter saw
- Large cutting capacity; Crosscuts up to 52 x 300 mm (2-1/16" x 11-3/4") at 90°
- Mitters 0-47° left and 0-57° right; bevels 0-45° left and 0-5° right



TCT Saw Blade, Dust Bag, Holder Set, Vertical Vise, Hex Wrench, Triangular Rule, Battery, Charger

Blade Diameter	190 mm (7-1/2")
Miter Angle	47° L / 57° R
Bevel Angle	45° L / 5° R
Max Cutting Capacity	90°: 52 x 300 mm (2-1/16" x 11-3/4") at 45° left: 40x300 mm (1-9/16"x11-3/4") at 5° right: 40x300 mm (1-9/16"x11-3/4")
No Load Speed (RPM)	5,700
Sound Pressure Level	88 dB(A)
Sound Power Level	97 dB(A)
Vibration Level	2.5 m/s ² or less
Dimensions (L x W x H)	655x430x445 mm (25-3/4"x17"x17-1/2")
Net weight	12.6 kg (27.8 lbs.)

DHS710 / DHS711**Cordless Circular Saw****18V X2 (36V) LXT Li-Ion Cordless 190 / 185 mm (7-1/2" / 7-1/4") Circular Saw, Electric Brake, Soft Start**

- 18V solution for corded power demands
- Two 18V LXT Li-Ion batteries deliver the power and performance for corded demands without leaving the 18V LXT platform
- Makita-built motor delivers 4,800 RPM for fast cutting and ripping
- Heavy gauge aluminum die cast wraparound base engineered for improved durability and straighter cuts(DHS710)
- Reinforced magnesium die cast base for durability (DHS711)
- Lightweight for operator comfort



TCT Saw Blade, Rip Fence (Guide Rule), Hex Wrench, Dust Nozzle (country-specific), Battery, Charger

Blade Diameter	190 / 185 mm (7-1/2" / 7-1/4")
Max Cutting Capacity	90°: 68.5 / 66 mm (2-11/16" / 2-5/8") 45°: 49 / 47.5 mm (1-15/16" / 1-7/8") 50°: 44 / 42.5 mm (1-3/4" / 1-11/16")
No Load Speed (RPM)	4,800
Vibration Level	DHS710: Cutting Wood: 2.5 m/s ² or less
Sound Pressure Level	DHS710: 85 dB(A)
Sound Power Level	DHS710: 96 dB(A)
Dimensions (L x W x H)	356x217x298 mm (14"x8-1/2"x11-3/4")
Net weight	DHS710: 3.9 - 4.6 kg (8.6 - 10.1 lbs.) DHS711: 3.8 - 4.5 kg (8.4 - 9.9 lbs.)

DRS780**Cordless Rear Handle Saw****18V X2 (36V) LXT BL ADT Cordless 185 mm (7-1/4") Magnesium Rear Handle Saw, Electric Brake, Soft Start**

- Cuts 3X material in a single pass; blade left design
- 18V solution for corded power demands
- Two 18V LXT Li-Ion batteries deliver the power and performance for corded demands without leaving the 18V LXT platform
- BL motor delivers 5,100 RPM for fast cutting and ripping
- BL motor eliminates carbon brushes, enabling the BL motor to run cooler and more efficiently for longer life



TCT Saw Blade, Offset Wrench, Battery, Charger

Blade Diameter	185 mm (7-1/4")
Max Cutting Capacity	90°: 65 mm (2-9/16") 45°: 45 mm (1-3/4") 53°: 38 mm (1-1/2")
No Load Speed (RPM)	5,100
Dimensions (L x W x H)	446x196x270 mm (17-1/2"x7-3/4"x10-5/8")
Net weight	5.0 - 5.6 kg (11.1 - 12.4 lbs.)

DSP601 / DSP600

18V X2 (36V) LXT BL Cordless 165 mm (6-1/2") Plunge Cut Saw

Cordless Plunge Cut Saw



- Auto-start wireless system (AWS) connects to vacuum cleaner with bluetooth (DSP601 only)
- Up to 80% faster cutting than corded model SP6000*1
- Automatic torque drive technology (ADT) adjusts cutting speed and torque during cut for optimum performance
- 18V solution for corded power demands
- Two 18V LXT Li-Ion batteries deliver the power and performance for corded demands without leaving the 18V LXT platform



TCT Saw Blade, Hex Wrench, Wireless Unit (country-specific) (DSP601 only), Battery, Charger

Blade Diameter	165 mm (6-1/2")
Bevel Capacity	-1° - 48°
Max Cutting Capacity	90°: 56 mm (2-3/16")
	45°: 40 mm (1-9/16")
	48°: 38 mm (1-1/2")
No Load Speed (RPM)	2,500 - 6,300
Sound Pressure Level	92 dB(A)
Sound Power Level	103 dB(A)
Vibration Level	Cutting Wood: 2.5 m/s ² or less
	Cutting Metal: 2.5 m/s ² or less
Dimensions (L x W x H)	346x241x272 mm (13-5/8"x9-1/2"x10-3/4")
Net weight	4.4 - 5.1 kg (9.8 - 11.2 lbs.)

*1 DSP601, DSP600 : EFFICUT blade (number of tips: 56, thickness of tip: 1.45 mm), SP6000: Plunge saw blade (number of tips: 48, thickness of tip: 2.2 mm)

DJR360

18V X2 (36V) LXT BL Brushless Cordless Recipro Saw

Cordless Recipro Saw



- Our most powerful cordless reciprocating saw yet: amazing work amount and work efficiency
- Higher cutting speed (Max 3,000 SPM) and modified stroke length (32 mm) provide higher cutting efficiency
- Newly designed vertical crank mechanism minimizes blade deflection and reduces vibration to machine
- Higher durability thanks to more durable mechanism to hold slider and more rigid shoe
- Two 18V LXT Li-Ion batteries deliver the power and run time for corded demands without leaving the 18V LXT platform



Recipro Saw Blades, Charger, Battery

Length of Stroke	32 mm (1-1/4")
Strokes Per Minute (SPM)	High / Low: 0 - 3,000 / 0 - 2,300
Capacity	Pipe : 130 mm (5-1/8")
	Wood: 255 mm (10")
Vibration Level	Cutting Boards: 16.5 m/s ²
	Cutting Wooden Beams: 15.5 m/s ²
Sound Pressure Level	85 dB(A)
Sound Power Level	96 dB(A)
Dimensions (L x W x H)	449x116x243 mm
	(17-3/4"x4-9/16"x9-9/16")
Net weight	4.0 - 4.7 kg (8.9 - 10.3 lbs.)

Cordless Power Cutter

DCE090

Battery Cover

Overload warning LED lamp

LED Light



Diamond wheel



Max cutting depth

88 mm



DCE090

18V X2 (36V) LXT BL AFT Cordless 230 mm (9") Power Cutter, Electric Brake

Cordless Power Cutter

new

- Max cutting capacity: 88 mm
- AFT (Active Feedback sensing Technology) turns the motor off if rotation speed suddenly slows or wheel is forced to stop
- Wet cutting; IPX4
- Low vibration for increased operator convenience
- BL motor delivers 6,000 RPM
- BL motor is electronically controlled to optimize battery energy use for longer run time per charge

Wheel Diameter	230 mm (9")
Max Cutting Capacity	88 mm (3-1/2")
No Load Speed (RPM)	6,000
Dimensions (L x W x H)	565x248x285 mm (22-1/4"x9-3/4"x11-1/4")



Hex Wrench, Flange, Water Hose Connector



Battery Powered Grass Trimmer

UR101C / UR201C / UR202C + PDC01

"Simple" Portable Power Supply Unit powered by multiple LXT batteries

Intermediate connector

If the cord of the tool adapter is loaded with a certain weight or over, the intermediate connector between the tool and the tool adapter is automatically disconnected.


Powered by up to four 18V LXT batteries


Backpack harness

Also can be used as a stationary power pack by detaching the backpack harness

Fuel gauge for each battery

indicates the battery status by two green lamps.



Main power switch

with auto-off function

UR101C / UR201C / UR202C BL ADT AFT Battery Powered 3-Speed Grass Trimmer

Battery Powered Grass Trimmer


new

- High power 1 kW
- Excellent in continuous work
- 43 cm cutting width with nylon cutting head for user convenience
- Automatic Torque Drive Technology (ADT) adjusts speed and torque during operation for optimum performance
- Active Feedback Sensing Technology (AFT) turns the motor off if blade rotation is suddenly forced to stop

BL ADT AFT XPT


Safety Goggles, Metal Blade / Nylon Cutting Head / Plastic Blade (country-specific), Blade cover (for the product with metal blade), Accessory Bag, Hex Wrench, Box Driver, Shoulder Belt, Battery, Charger

Cutting Width	Metal Blade: 255 mm (10") (UR101C / UR201C Only)
	Trimmer Head: 430 mm (17")
No Load Speed (RPM)	UR101C, UR201C: High / Med / Low: 0-7,000 / 5,500 / 4,600
	UR202C: High / Med / Low: 0-6,000 / 4,600 / 4,000
Spindle Size	M10 x 1.25 LH
Dimensions (L x W x H)	UR101C: 1,760x628x550 mm (69-1/4"x24-3/4"x21-5/8")
	UR201C: 1,760x400x269 mm (69-1/4"x15-3/4"x10-5/8")
	UR202C: 1,748x227x301 mm (69"x8-15/16"x11-7/8")
Net weight	UR101C: 5.4 kg (11.8 lbs.)
	UR201C: 4.9 kg (10.7 lbs.)
	UR202C: 4.6 kg (10.0 lbs.)

PDC01

Portable Power Pack


new

- The user of 18V LXT batteries can get longer run time at less cost
- Compatible with two LXT platforms; 18V LXT and 18V x2 LXT
- Tool adapter with pivoting cord; designed for use with a variety of tools; increases the maneuverability of a connected tool
- Height-adjustable waist belt; the position of the waist belt can be adjusted for personal fit and comfort
- Battery cover protects batteries inside the battery box from water and dust
- Fuel gauge for each battery indicates the battery status by two green lamps
- Main power switch with auto-off function
- Intermediate connector; if the cord of the tool adapter is loaded with a certain weight or over, the intermediate connector between the tool and the tool adapter is automatically disconnected

Capacity	24 / 12 Ah
Energy Capacity	432 Wh
Dimensions (L x W x H)	400x195x132 mm (15-3/4"x7-5/8"x5-3/16")
Net weight	1.7 kg (5.6 lbs.)

Harness, Adapter

Cordless Grass Trimmer

DUR369A / DUR369L / DUR369N / DUR368A / DUR368L

High power as 25mL engine tool



Outer Rotor BL Motor provides high operating efficiency

DUR369A / DUR369L / DUR369N

DUR368A / DUR368L



Offset bike handle

The vertical center line of the handle bar always stays aligned with that of user, enabling user to work with less fatigue even in long continuous operation. allowing for a wider swing.



Reverse switch

Reverse switch for clearing entangled weeds and grass from cutting head



Compatible with 3-blade plastic blade

The blade is of swing back type and protects the user and machine if it hits against hard or stationary objects.

Automatic torque Drive Technology

ADT

Automatically changes the cutting speed according to grass density.

Work amount

on a single full battery charge
about **290 m²**
with BL1850B x2

Work amount depends on the condition of battery, the type of grass, season, etc.



Operation mode can be selected to suit the type of blade.

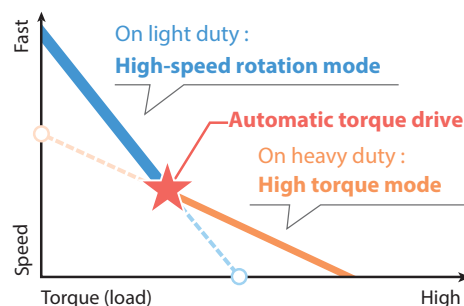
Plastic blade mode

Nylon cord mode

automatically changes the cutting speed according to load

conditions for an optimum operation:

- On light duty: high-speed rotation mode
- On heavy duty: high torque mode



DUR369A / DUR369L / DUR369N 18V X2 (36V) LXT BL ADT AFT Cordless 3-Speed Grass Trimmer

Cordless Grass Trimmer



new

- High power 1.0 kW
- Excellent in continuous work
- 43 cm cutting width with nylon cutting head for user convenience
- Automatic Torque Drive Technology (ADT) adjusts speed and torque during operation for optimum performance
- Active Feedback Sensing Technology (AFT) turns the motor off if blade rotation is suddenly forced to stop



LXI BL MOTOR ADT AFT XPT



Safety Goggles, Metal Blade / Nylon Cutting Head / Plastic Blade (country-specific), Blade cover (for the product with metal blade), Accessory Bag, Hex Wrench, Shoulder Belt, Battery, Charger

Cutting Width	Metal Blade: 255 mm (10") (DUR369A / L only) Trimmer Head: 430 mm (17")
	Plastic Blade: 305 mm (12") (DUR369A / L only)
No Load Speed (RPM)	DUR369A / L: High / Med / Low: 3,300-7,000 / 5,500 / 4,600
	DUR369N: High / Med / Low: 2,800-6,000 / 4,600 / 4,000
Spindle Size	M10 x 1.25 LH
Dimensions (L x W x H)	DUR369A: 1,846x628x530 mm (72-1/2"x24-3/4"x20-7/8") DUR369L: 1,846x400x269 mm (72-1/2"x15-3/4"x10-5/8") DUR369N: 1,834x227x301 mm (72-1/4"x8-15/16"x11-7/8")
Net weight	DUR369A: 6.0 - 6.6 kg (13.2 - 14.6 lbs.) DUR369L: 5.8 - 6.4 kg (12.8 - 14.1 lbs.) DUR369N: 5.5 - 6.1 kg (12.1 - 13.5 lbs.)

DUR368A / DUR368L 18V X2 (36V) LXT BL ADT AFT Cordless 3-Speed Grass Trimmer

Cordless Grass Trimmer



new

- Automatic Torque Drive Technology (ADT) adjusts speed and torque during operation for optimum performance
- Active Feedback Sensing Technology (AFT) turns the motor off if blade rotation is suddenly forced to stop
- Makita-built Outer Rotor BL Brushless Motor direct-drive system provides high power and increased torque
- Constant speed control minimizes reduction in rotation speed under load



LXI BL MOTOR ADT AFT XPT



Safety Goggles, Metal Blade / Nylon Cutting Head / Plastic Blade (country-specific), Blade cover (for the product with metal blade), Accessory Bag, Hex Wrench, Box Driver, Shoulder Belt, Battery, Charger

Cutting Width	Metal Blade: 255 mm (10") Trimmer Head: 350 mm (13-3/4") Plastic Blade: 255 mm (10")
No Load Speed (RPM)	High / Med / Low: 6,500 / 5,300 / 3,500
Spindle Size	M10 x 1.25 LH
Sound Pressure Level	4-Tooth Blade: 74.7 dB(A)
Sound Power Level	4-Tooth Blade: 89.2 dB(A)
Sound Pressure Level	Nylon Cutting Head: 76.4 dB(A)
Sound Power Level	Nylon Cutting Head: 89 dB(A)
Vibration Level	Left / Right: 2.5 / 2.5 m/s ² or less
Dimensions (L x W x H)	DUR368A: 1,758x615x442 mm (69-1/4"x24-1/4"x17-3/8") DUR368L: 1,758x362x231 mm (69-1/4"x14-1/4"x9-1/8")
Net weight	DUR368A: 4.1 - 4.7 kg (9.0 - 10.5 lbs.) DUR368L: 3.9 - 4.5 kg (8.6 - 10.0 lbs.)

Cordless Lawn Mower Series

DLM530, DLM532, DLM533 530 mm (21") / DLM462, DLM460 460 mm (18") / DLM432 430 mm (17") / DLM382 380 mm (15")



ZERO EMISSION

Aluminum Deck — **DLM533**

Steel Deck — **DLM532 / DLM530 / DLM462**

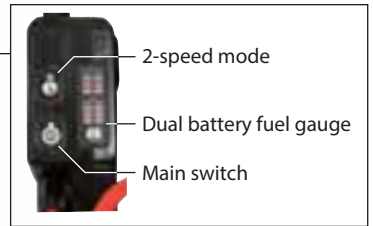
Self-Propelled
(DLM533 / DLM532 / DLM462 only)



IPX4 (water resistant)



Built-in ball bearing on axles for added durability



Heavy duty handle

Grass level indicator
(DLM533 / DLM532 / DLM530 / DLM462)



empty

full

4 battery slots
(DLM533 / DLM532 / DLM530 / DLM462)



Child lock key



photo: DLM533

Steel Deck
DLM460





Plastic Deck
DLM382
DLM432



Recommended mowing area

DLM533 / DLM532 / DLM530

DLM462



BL1860B x4

BL1860B x4

DLM460

DLM432

DLM382



BL1860B x2

BL1860B x2

BL1860B x2

	Deck	Self-Propelled	BL MOTOR	Battery slots	Cutting	Collecting	Mulching	Rear discharge	Side discharge
DLM533	Aluminum	✓	✓	4	✓	✓	✓	✓	
DLM532	Steel	✓	✓	4	✓	✓	✓		✓
DLM530	Steel		✓	4	✓	✓	✓		✓
DLM462	Steel	✓	✓	4	✓	✓	✓		
DLM460	Steel		✓	2	✓	✓	✓		
DLM432	Plastics			2	✓	✓	✓*		
DLM382	Plastics			2	✓	✓	✓*		

* Optional accessory

DLM533 18V X2 LXT BL Brushless Cordless 53 cm (21") Self-Propelled Lawn Mower

Cordless Lawn Mower



new

- Aluminum deck for less rusting
- Rear discharge
- Increased handle durability
- Robust protection bumper for increased durability
- Long run time by having 4 battery slots
- Soft no load automatically reduces the motor speed according to load condition for low noise and longer run time

LXT **BL** MOTOR **XPT**



Blade, Mulch plug, Socket Wrench, Rod, Battery, Charger

Cutting Width	534 mm (21")
Cutting Height	20 - 100 mm (13/16" - 3-15/16")
No Load Speed (RPM)	2,300 - 2,800
Propelling speed	2.5 - 5.0 km/h
Dimensions (L x W x H)	1,655-1,740x590x990-1,190 mm (65"-68-1/2"x23-1/4"x39"-46-3/4")
Net weight	43.9 - 47.9 kg (96.8 - 105.7 lbs.)

DLM462 / DLM530 / DLM532 18V X2 LXT BL Brushless Cordless Self-Propelled Lawn Mower (DLM462 / DLM532 only)

Cordless Lawn Mower



new

- Wide and robust steel cutting deck for increased durability
- Increased handle durability
- Side discharge (DLM530 / DLM532 only)
- Long run time by having 4 battery slots
- Soft no load automatically reduces the motor speed according to load condition for low noise and longer run time
- Quiet mode provides rotation speed (2,500 RPM) by constant speed control



LXT **BL** MOTOR **XPT**



Blade, Mulch plug, Side Discharge Mouth (DLM530 / DLM532 only), Socket Wrench, Rod, Battery, Charger

Cutting Width	DLM462: 460 mm (18") DLM530 / DLM532: 534 mm (21")
Cutting Height	20 - 100 mm (13/16" - 3-15/16")
No Load Speed (RPM)	2,500 - 3,300
Propelling speed	2.5 - 5.0 km/h (DLM462 / DLM532)
Dimensions (L x W x H)	DLM462: 1,610-1,690x535x980-1,190 mm (63-1/2"-66-1/2"x21"x38-1/2"-46-3/4") DLM530 / DLM532: 1,630-1,715x590x990-1,190 mm (64"-67-1/2"x23-1/4"x39"-46-3/4")
Net weight	DLM462: 36.0 - 39.8 kg (79.4 - 87.7 lbs.) DLM530: 35.9 - 39.7 kg (79.1 - 87.5 lbs.) DLM532: 39.1 - 42.9 kg (86.2 - 94.5 lbs.)

DLM460 18V X2 (36V) LXT BL Brushless Cordless 46 cm (18") 3-in-1 Mower

Cordless Lawn Mower



- 800 m² large mowing area
- Soft no load automatically reduces the motor speed according to load condition for low noise
- Quiet mode provides rotation speed (2,500 RPM) by constant speed control
- Wide 46 cm (18") robust steel cutting deck for increased durability
- IPX4 water resistant for use in bad weather



LXT **BL** MOTOR **XPT**



Blade, Socket Wrench, Battery, Charger

Cutting Width	460 mm (18")
Cutting Height	20 - 75 mm (13/16" - 2-5/16")
No Load Speed (RPM)	2,500 - 3,300
Sound Pressure Level	79 dB(A)
Sound Power Level	91 dB(A)
Vibration Level	2.5 m/s ² or less
Dimensions (L x W x H)	1,319-1,518x532x879-1,138 mm (52"-59-3/4"x21"x34-1/2"-44-3/4")
Net weight	25.3 - 27.6 kg (55.8 - 60.8 lbs.)


DLM382 / DLM432 18V X2 (36V) LXT Li-Ion Cordless 38 cm (15") / 43 cm (17") 2-in-1 Mower

Cordless Lawn Mower



new

- Mulching (with optional accessory)
- Two 18V LXT Li-Ion batteries deliver the power and run time for corded demands without leaving the 18V LXT platform
- Grass box with grass level indicator
- XPT (eXtreme Protection Technology) dust and drip-proof performance is enhanced for use in bad weather



LXT **XPT**



Blade, Wrench, Battery, Charger

Cutting Width	DLM382: 380 mm (15") DLM432: 430 mm (17")
Cutting Height	20 - 75 mm (13/16" - 2-15/16")
No Load Speed (RPM)	DLM382: 3,700 / DLM432: 3,600
Dimensions (L x W x H)	DLM382: 1,380-1,410x450x985-1,005 mm (54-1/4"-55-1/2"x17-3/4"x38-3/4"-39-1/2") DLM432: 1,435-1,490x460x1,005-1,045 mm (56-1/2"-58-3/4"x18-1/8"x39-1/2"-41-1/4")
Net weight	DLM382: 16.2 - 16.9 kg (35.7 - 37.3 lbs.) DLM432: 16.8 - 17.5 kg (36.6 - 38.6 lbs.)

Cordless Chain Saw

DUC256 , DUC256C 250 mm (10") / DUC306 300 mm (12") / DUC356 350 mm (14") / DUC406 400 mm (16") **new**

Efficiency equivalent to 30mL class engine chain saws



High operating efficiency

Outer Rotor BL Motor provides high operating efficiency



High operability

Chain brake and Variable speed trigger switch provide high operability equivalent to engine chain saw.



Net weight

5.1 kg

with BL1850Bx2
Guide Bar 250mm, Saw Chain 90PX

Carving bar



250mm (10") DUC256C

Sprocket nose bar



250mm (10") DUC256
300mm (12") DUC306
350mm (14") DUC356
400mm (16") DUC406

Photo: DUC356



Photo: DUC356



Cutting work amount

Work volume on a single full battery charge



About **500** cuts

- 50x50mm cedar timber
- Guide bar/ Saw chain: 350mm/ 90PX
- Battery : BL1850Bx2

18V LXT BL Brushless Cordless Chain Saw

	DUC256	DUC256C	DUC306	DUC356	DUC406
Guide Bar Length	250 mm (10")	250 mm (10")	300 mm (12")	350 mm (14")	400 mm (16")
Cutting Length	238 mm (9-3/8")	253 mm (10")	294 mm (11-5/8")	350 mm (14")	387 mm (15-1/4")
Chain Pitch / Chain Gauge	9.5 mm (3/8") / 1.1 or 1.3 mm (0.043" or 0.050")	6.35mm (1/4") / 1.3 mm (0.05")	9.5 mm (3/8") / 1.1 or 1.3 mm (0.043" or 0.050")	9.5 mm (3/8") / 1.1 or 1.3 mm (0.043" or 0.050")	9.5 mm (3/8") / 1.1 or 1.3 mm (0.043" or 0.050")
Chain Speed	0 - 20 m/s (0 - 1,200 m/min) (0 - 3,940 FPM)	0 - 20 m/s (0 - 1,200 m/min) (0 - 3,940 FPM)	0 - 20 m/s (0 - 1,200 m/min) (0 - 3,940 FPM)	0 - 20 m/s (0 - 1,200 m/min) (0 - 3,940 FPM)	0 - 20 m/s (0 - 1,200 m/min) (0 - 3,940 FPM)
Chain Oil Tank Volume	200 mL (6.8 US oz)	200 mL (6.8 US oz)	200 mL (6.8 US oz)	200 mL (6.8 US oz)	200 mL (6.8 US oz)
Sound Pressure Level	89 dB(A)	89 dB(A)	89 dB(A)	89 dB(A)	89 dB(A)
Sound Power Level	103 dB(A)	103 dB(A)	103 dB(A)	103 dB(A)	103 dB(A)
Vibration Level	Cutting Wood: 3.2 m/s ²	Cutting Wood: 2.5 m/s ² or less	Cutting Wood: 3.2 m/s ²	Cutting Wood: 3.2 m/s ²	Cutting Wood: 3.2 m/s ²
Dimensions (L x W x H)	270-651x205x232 mm (10-5/8"-25-5/8"x8-1/8"x9-1/8")	270-651x205x232 mm (10-5/8"-25-5/8"x8-1/8"x9-1/8")	270-651x205x232 mm (10-5/8"-25-5/8"x8-1/8"x9-1/8")	270-651x205x232 mm (10-5/8"-25-5/8"x8-1/8"x9-1/8")	270-651x205x232 mm (10-5/8"-25-5/8"x8-1/8"x9-1/8")
Net weight	4.6 - 5.1 kg (10.1 - 11.1 lbs.)	4.6 - 5.1 kg (10.1 - 11.1 lbs.)	4.6 - 5.1 kg (10.1 - 11.1 lbs.)	4.6 - 5.1 kg (10.1 - 11.1 lbs.)	4.6 - 5.1 kg (10.1 - 11.1 lbs.)



Saw Chain, Guide Bar, Guide Bar Cover, Spike Bumper, Battery, Charger

Cordless Blower

DUB363

2 in 1 (Blower & Vacuum cleaner)

3-stage telescopic long nozzle with an adjustment range of 100mm (4")



Variable trigger switch + Cruise control lever



DUB363 is equipped with Interlock switch that can detect whether Pipe and Fan cover are attached correctly or not. The machine does not work when they are not installed properly.



DUB363

18V X2 (36V) LXT BL Brushless Cordless Variable Speed Blower

Cordless Blower

new

- Blower / vacuum cleaner
- Powerful: Amazing 65 m/s operation
- Variable trigger switch + Cruise control lever
- Mulching shredder
- Low noise



LXI BL MOTOR XPT



Vacuum kit, Flat Nozzle, Hex Wrench, Battery, Charger

Max Air Volume	13.4 m ³ /min (473 CFM)
Max Air Velocity	65 m/s
No Load Speed (RPM)	0 - 7,850
Dimensions (L x W x H)	w/ 3-Stage Telescopic Long Nozzle: 737/786/836x200x415 mm (7-7/16"/31"/33"x7-7/8"x16-3/8")
Net weight	4.3 - 6.6 kg (9.4 - 14.6 lbs.)

DUB362

18V X2 (36V) LXT BL Brushless Cordless Variable 6-Speed Blower

Cordless Blower

- Our most powerful cordless blower yet: amazing 54 m/s and 13.4 m³/min operation
- Delivers up to 28 minutes of run time at 15,800 RPM using two 18V LXT 5.0Ah batteries
- 6-Stage air velocity/volume selection dial with variable speed control trigger
- 3-Stage telescopic long nozzle with adjustment range of 100 mm for user convenience
- Compact and lightweight for single handed operation



LXI BL MOTOR XPT



Shoulder Belt, Nozzle, Battery, Charger

Max Air Volume	13.4 m ³ /min (473 CFM)
Max Air Velocity	54 m/s (120 MPH)
No Load Speed (RPM)	11,400 - 21,500
Sound Pressure Level	79.1 dB(A)
Sound Power Level	93.5 dB(A)
Vibration Level	2.5 m/s ² or less
Dimensions (L x W x H)	w/ 3-Stage Telescopic Long Nozzle: 830/880/930x205x295 mm (32-3/4"/34-3/4"/36-5/8"x8-1/8"x11-5/8")
Net weight	3.5 - 4.2 kg (7.7 - 9.3 lbs.)

DUB361

18V X2 (36V) LXT Li-Ion Cordless 2-Speed Blower

Cordless Blower

- Delivers up to 73 minutes of run time using two 4.0Ah 18V LXT batteries on low speed setting
- Makita-built motor produces a maximum air velocity of 93 m/s
- 2-Speed (10,000 & 17,000 RPM) design for optimum speed control
- Compact and lightweight for single handed operation
- Push button air volume selection (High / Low settings)



LXI XPT



Shoulder Belt, Nozzle, Battery, Charger

Max Air Volume	High: 4.4 m ³ /min (155 CFM) Low: 2.6 m ³ /min (92 CFM)
Max Air Velocity	High: 93 m/s (208 MPH) Low: 57 m/s (128 MPH)
No Load Speed (RPM)	High: 17,000 Low: 10,000
Sound Pressure Level	82.3 dB(A)
Sound Power Level	94.7 dB(A)
Vibration Level	2.5 m/s ² or less
Dimensions (L x W x H)	905x141x194 mm (35-5/8"x5-5/8"x7-5/8")
Net weight	3.1 - 3.2 kg (6.8 - 7.1 lbs.)

DUH551 / DUH651

Cordless Hedge Trimmer

18V X2 (36V) LXT Li-Ion Cordless Hedge Trimmer

442 mm



- 18V solution for corded power demands
- Two 18V LXT Li-Ion batteries deliver the power and performance for corded demands without leaving the 18V LXT platform
- Makita-built motor delivers 3,600 SPM for faster cutting
- 55 cm (21-5/8") blade provides increased cutting capacity
- 6 speed dial (2,000 - 3,600 SPM) allows the user to match the speed to the application


LXT XPT


Charger, Battery, Blade Cover

	DUH551	DUH651
Blade Length	550 mm (21-5/8")	650 mm (25-1/2")
Strokes Per Minute (SPM)	2,000 - 3,600	2,000 - 3,600
Tooth Spacing	36 mm (1-7/16")	36 mm (1-7/16")
Sound Pressure Level	81.5 dB(A)	82 dB(A)
Sound Power Level	91 dB(A)	91.1 dB(A)
Vibration Level	2.5 m/s ² or less	2.5 m/s ² or less
Dimensions (L x W x H)	1,065x225x200 mm (42"x8-7/8"x7-7/8")	1,135x225x200 mm (44-3/4"x8-7/8"x7-7/8")
Net weight	4.6 - 5.3 kg (10.2 - 11.6 lbs.)	4.7 - 5.5 kg (10.3 - 12 lbs.)

DUC303 / DUC353 / DUC400

Cordless Chain Saw

18V X2 (36V) LXT BL Brushless Cordless Chain Saw



Toolless type

- Outer Rotor BL Brushless motor direct-drive system delivers 0-20 m/s (0-1,200 m/min) (0-3,940 FPM) chain speed for fast cutting, equivalent to 30 mL class engine chain saw
- Kickback brake and Variable speed trigger switch provide high operability equivalent to engine chain saw
- Main power switch with auto power-off function for battery saving and avoiding unintentional start up
- Constant speed control maintains constant speed under heavy load
- Powered by two 18V LXT Li-Ion batteries


LXT BL MOTOR XPT


Saw Chain, Guide Bar, Guide Bar Cover, Oil supply (country-specific), Battery, Charger

	DUC303: 300 mm (12")	DUC353: 350 mm (14")	DUC400: 400 mm (16")
Guide Bar Length	DUC303: 300 mm (12")	DUC353: 350 mm (14")	DUC400: 400 mm (16")
Chain Pitch	3/8"		
Chain Gauge	1.1 / 1.3 mm (0.043" / 0.050")		
Chain Speed	0 - 20 m/s (0 - 1,200 m/min) (0 - 3,940 FPM)		
Chain Oil Tank Volume	200 mL		
Sound Pressure Level	87.7 dB(A)		
Sound Power Level	100.4 dB(A)		
Vibration Level	Cutting Wood: 5.3 m/s ²		
Dimensions (L x W x H)	DUC303: 710x215x235 mm (28"x8-1/2"x9-1/4")	DUC353: 762x215x235 mm (30"x8-1/2"x9-1/4")	DUC400: 800x215x235 mm (31-1/2"x8-1/2"x9-1/4")
Net weight	4.6 - 5.5 kg (10.2 - 12.1 lbs.)		

DUC305 / DUC355 / DUC405

Cordless Chain Saw

18V X2 (36V) LXT BL Brushless Cordless Chain Saw



Captive nuts type

- Outer Rotor BL Brushless motor direct-drive system delivers 0-20 m/s (0-1,200 m/min) (0-3,940 FPM) chain speed for fast cutting, equivalent to 30 mL class engine chain saw
- Kickback brake and Variable speed trigger switch provide high operability equivalent to engine chain saw
- Main power switch with auto power-off function for battery saving and avoiding unintentional start up
- Constant speed control maintains constant speed under heavy load
- Powered by two 18V LXT Li-Ion batteries


LXT BL MOTOR XPT


Saw Chain, Guide Bar, Guide Bar Cover, Oil supply (country-specific), Round File (country-specific), File (country-specific), Box Wrench, Battery, Charger

	DUC305: 300 mm (12")	DUC355: 350 mm (14")	DUC405: 400 mm (16")
Guide Bar Length	DUC305: 300 mm (12")	DUC355: 350 mm (14")	DUC405: 400 mm (16")
Chain Pitch	3/8"		
Chain Gauge	1.1 mm (0.043")		
Chain Speed	0 - 20 m/s (0 - 1,200 m/min) (0 - 3,940 FPM)		
Chain Oil Tank Volume	200 mL		
Sound Pressure Level	87.7 dB(A)		
Sound Power Level	98.7 dB(A)		
Vibration Level	Cutting Wood: 5.3 m/s ²		
Dimensions (L x W x H)	DUC305: 710x211x235 mm (28"x8-5/16"x9-1/4")	DUC355: 762x211x235 mm (30"x8-5/16"x9-1/4")	DUC405: 800x211x235 mm (31-1/2"x8-5/16"x9-1/4")
Net weight	DUC305: 4.6 - 5.3 kg (10.2 - 11.6 lbs.)	DUC355: 4.7 - 5.4 kg (10.4 - 11.8 lbs.)	DUC405: 4.8 - 5.5 kg (10.5 - 12.1 lbs.)

DUC252 / DUC302

Cordless Chain Saw

18V X2 (36V) LXT Li-Ion Cordless Chain Saw

442 mm


LXT XPT


Saw Chain, Guide Bar, Guide Bar Cover, Spike Bumper, Battery, Charger


	DUC252	DUC302
Guide Bar Length	250 mm (10")	300 mm (12")
Chain Pitch	3/8"	
Chain Gauge	1.3 mm (0.05")	1.1 mm (0.043")
Chain Speed	8.3 m/s (500 m/min) (1,650 FPM)	8.3 m/s (500 m/min) (1,650 FPM)
Chain Oil Tank Volume	85 mL (2.9 US oz)	85 mL (2.9 US oz)
Sound Pressure Level	84.4 dB(A)	84.4 dB(A)
Sound Power Level	95.4 dB(A)	95.4 dB(A)
Vibration Level	Cutting Wood: 4.7 m/s ²	Cutting Wood: 6.3 m/s ²
Dimensions (L x W x H)	545x234x198 mm (21-1/2"x9-1/4"x7-3/4")	600x234x198 mm (23-5/8"x9-1/4"x7-3/4")
Net weight	4.1 - 4.7 kg (9.0 - 10.3 lbs.)	4.1 - 4.7 kg (9.0 - 10.3 lbs.)

DUC252C

Cordless Chain Saw

18V X2 (36V) LXT Li-Ion Cordless 25 cm (10") Chain Saw, Carbing Bar

442 mm


LXT XPT


Saw Chain, Guide Bar, Guide Bar Cover, Spike Bumper, Battery, Charger

	DUC252C
Guide Bar Length	250 mm (10")
Chain Pitch	1/4"
Chain Gauge	1.3 mm (0.05")
Chain Speed	8.3 m/s (500 m/min) (1,650 FPM)
Chain Oil Tank Volume	85 mL (2.9 US oz)
Sound Pressure Level	84.4 dB(A)
Sound Power Level	95.4 dB(A)
Vibration Level	Cutting Wood: 4.7 m/s ²
Dimensions (L x W x H)	545x234x198 mm (21-1/2"x9-1/4"x7-3/4")
Net weight	4.1 - 4.7 kg (9.0 - 10.3 lbs.)

DUR364L

18V X2 (36V) LXT BL Brushless Cordless 2-Speed Grass Trimmer, Loop Handle

Cordless Grass Trimmer



clockwise

- Makita-built Outer Rotor BL Brushless Motor direct-drive system provides high power and increased torque
- Constant Speed Control minimizes reduction in rotation speed under load
- 2-Speed options (Low: 0-5,000 RPM, High: 0-6,500 RPM) allows the operator to match speed to application
- Direct-drive motor mounted directly on the trimmer head for increased efficiency and improved tool balance



LXT BL MOTOR XPT



Safety Goggles, Nylon Cutting Head, Accessory Bag, Hex Wrench, Battery, Charger

Cutting Width	Trimmer Head: 350 mm (13-3/4") Plastic Blade: 255 mm (10")
No Load Speed (RPM)	High / Low: 6,500 / 5,000
Spindle Size	M8 x 1.25 RH
Sound Pressure Level	81 dB(A)
Sound Power Level	89 dB(A)
Vibration Level	Front / Rear: 2.5 / 2.5 m/s ² or less
Dimensions (L x W x H)	1,754x310x229 mm (69"x12-1/4"x9")
Net weight	3.6 - 4.4 kg (8.0 - 9.7 lbs.)


DUX60

18V X2 LXT BL AFT Cordless Multi Function Power Head

Cordless Multi Function Power Head



- High power BL motor enables to work under heavy load
- Active Feedback sensing Technology (AFT) turns the motor off if rotation speed suddenly slows
- High/Medium/Low 3-speed selection and variable speed control by trigger
- Multi-tool system consisting of power head and versatile optional attachments is ideal for a wide range of applications
- BL motor with high power to weight and size ratio



LXT BL MOTOR AFT



No Load Speed (RPM)	High: 0 - 9,700 Medium: 0 - 8,200 Low: 0 - 5,700
Dimensions (L x W x H)	1,011x320x216 mm (39-3/4"x12-5/8"x8-1/2")
Net weight	4.1 - 8.7 kg (8.9 - 19.2 lbs.)

Harness, Safety Goggles, Hex Wrench, Accessory Bag, Tool bag (for spec with Brushcutter attachment only), Carbide-Tipped Saw Blade (for spec with EM402MP only), Box Wrench (for spec with EM402MP/EM403MP/EM404MP only), Metal blade fixing tool (Clamp washer, Nut, Cup) (for spec with EM402MP/EM403MP/EM404MP), Nylon Cutting Head (for spec with EM403MP/EM404MP/EM405MP/EM406MP only), Battery, Charger

Coffee harvester
EJ400MP



Ground trimmer
EN420MP

Pole saw
EY401MP

Cultivator
KR400MP /
KR401MP

Edger
EE400MP

Brushcutter
EM400MP / EM403MP
EM404MP / EM405MP
EM406MP

Power sweep
SW400MP

Power brush
BR400MP

Shaft extension attachment
LE400MP
Length: 1,080mm (42-1/2")
For Pole saw, Pole hedge trimmer and Coffee harvester

Pole hedge trimmer
EN401MP / EN410MP

DUP362 / DUP361

18V X2 (36V) LXT Li-Ion Battery Powered Pruning Shears

Battery Powered Pruning Shears



Higher Torque (DUP362)

- Higher torque for increased cutting performance (DUP362)
- 18V solution for corded power demands
- Two 18V LXT Li-Ion batteries deliver the power and performance for corded demands without leaving the 18V LXT platform
- Smooth cutting similar to that of a hand pruner
- Extra sharp, made-in-Japan forged blade

LXT XPT

Oil supply (country-specific), Wrench set, Diamond File, Cord Holder, Holster, Harness, Arm Band, Tool Bag, Battery, Charger, Shear Blade

	DUP362	DUP361
Capacity	Max cutting : 33 mm (1-5/16")	Max cutting : 33 mm (1-5/16")
	Max blade opening : 54 mm	Max blade opening : 54 mm
Cutting Torque	250 N	-
Sound Pressure Level	70 dB(A) or less	70 dB(A) or less
Vibration Level	2.5 m/s ² or less	2.5 m/s ² or less
Dimensions (L x W x H)	305x43x106 mm (12"x1-11/16"x4-3/16")	305x43x106 mm (12"x1-11/16"x4-3/16")
Net weight	0.8 kg (1.8 lbs.)	0.8 kg (1.8 lbs.)



18V LITHIUM-ION



Recipro Saw P.27
Rear Handle Saw P.26



Rotary Hammer P.24
Combination Hammer P.24



Slide Compound Miter Saw P.26



Stapler P.61
Pin Nailer P.61



Portable Cut-off P.25



Shear Wrench P.25
Angle Drill P.25



Finish Nailer P.61



Brad Nailer P.60 / P.61



Inflator P.79



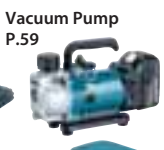
Hole Puncher P.50



Grease Gun P.59




Rivet Gun P.60



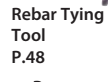
Vacuum Pump P.59



Caulking Gun P.59



Wheelbarrow P.65



Rebar Tying Tool P.48



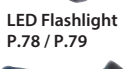
Rechargeable Flashlight P.79



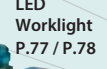
Flashlight Radio P.83



Flashlight P.77



LED Flashlight P.78 / P.79



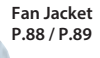
LED Worklight P.77 / P.78



Fan P.85



Area Worklight P.77



Fan Jacket P.88 / P.89



Heated Jacket P.90



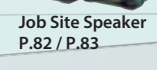
Heated Vest P.90



Coffee Maker P.85



Job Site Radio P.81 / P.82 / P.83



Job Site Speaker P.82 / P.83



Heated Blanket P.85



Fan Vest P.89



18V Lithium-ion



Blower P.66



Chain Saw P.63



Hedge Trimmer P.63 / P.64



Robotic Cleaner P.97



Trimmer P.58



Recipro Saw P.57



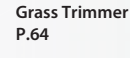
Grass Shear P.65



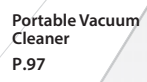
Vacuum Cleaner P.97



Drywall Saw P.57



Grass Trimmer P.64



Portable Vacuum Cleaner P.97



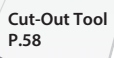
Planer P.58



String Trimmer P.65



Cleaner P.98



Cut-Out Tool P.58



Jig Saw P.56



Cyclone Cleaner P.99



Plate Joiner P.58





Chain Saw
P.32 / P.34

Angle Grinder
P.25

Grass Trimmer
P.28 / P.29 / P.35

Pruning Shears
P.35

Circular Saw
P.23 / P.26

Blower
P.33

Portable Power Pack
P.28

Lawn Mower
P.30

Plunge Cut Saw
P.27

Hedge Trimmer
P.34

Impact Wrench
P.41 / P.42 / P.43

Power Cutter
P.27

Backpack Vacuum Cleaner
P.94 / P.95

Multi Function Power Head
P.35

Vacuum Cleaner
P.96

Screwdriver
P.46

Mixer
P.45

4 Mode Impact Driver
P.41

18V x2

Auto Feed Screwdriver
P.46

Angle Drill
P.45

Mixer
P.45

Driver Drill
P.38 / P.39

Impact Driver
P.40 / P.41

320+ TOOLS

6.0Ah 5.0Ah 4.0Ah
3.0Ah 2.0Ah 1.5Ah

Angle Impact Wrench
P.45

Angle Impact Driver
P.45

Oil-Pulse Driver
P.41

Rotary Hammer
P.47

Hammer Driver Drill
P.38 / P.39

Power Scraper
P.48

Combination Hammer
P.47

Multi Tool
P.54

Metal Shear
P.50

Steel Rod Cutter
P.48

Nibbler
P.50

Metal Cutter
P.49

Circular Saw
P.55 / P.56

Die Grinder
P.54

Portable Band Saw
P.49

Slide Compound Miter Saw
P.55

Drywall Sander
P.54

Random Orbit Sander
P.54

Angle Grinder
P.52 / P.53

Compound Miter Saw
P.55

Expand Your Lithium Line Up

DDF481 Cordless Driver Drill

18V LXT BL Brushless Cordless 13 mm (1/2") 125 N-m (1,090 in.lbs.) Driver Drill



Capacity	Steel: 13 mm (1/2") Wood: 76 mm (3")
Chuck Capacity	1.5 - 13 mm (1/16 - 1/2")
No Load Speed (RPM)	High / Low: 0 - 2,100 / 0 - 550
Max Fastening Torque	Hard / Soft: 115 / 60 N-m (1,020 / 530 in.lbs.)
Max lock torque	125 N-m (1,090 in.lbs.)
Vibration Level	Drilling into Metal: 2.5 m/s ² or less
Sound Pressure Level	73 dB(A)
Dimensions (L x W x H)	205x79x266 mm (8-1/8"x3-1/8"x1-1/2")
Net weight	2.7 - 3 kg (5.9 - 6.6 lbs.)



Side Handle, Belt Clip, (+)(-) Bit, Bit Holder, Charger, Battery

DHP481 Cordless Hammer Driver Drill

18V LXT BL Brushless Cordless 13 mm (1/2") 125 N-m (1,090 in.lbs.) Hammer Driver Drill



Capacity	Steel: 13 mm (1/2"), Wood: 76 mm (3") Masonry: 16 mm (5/8")
Chuck Capacity	1.5 - 13 mm (1/16 - 1/2")
Impacts Per Minute (IPM)	High / Low: 0 - 31,500 / 0 - 8,250
No Load Speed (RPM)	High / Low: 0 - 2,100 / 0 - 550
Max Fastening Torque	Hard / Soft: 115 / 60 N-m (1,020 / 530 in.lbs.)
Max lock torque	125 N-m (1,090 in.lbs.)
Vibration Level	Impact Drilling into Concrete: 6.5 m/s ²
Sound Pressure Level	85 dB(A)
Sound Power Level	96 dB(A)
Dimensions (L x W x H)	205x79x249 mm (8-1/8"x3-1/8"x9-3/4")
Net weight	2.7 - 3 kg (6 - 6.7 lbs.)



Depth Gauge, Side Handle, Belt Clip, (+)(-) Bit, Bit Holder, Charger, Battery

DDF484 Cordless Driver Drill

18V LXT BL Brushless Cordless 13 mm (1/2") 60 N-m (530 in.lbs.) Driver Drill



Capacity	Steel / Wood: 13 / 38 mm (1/2" / 1-1/2")
Chuck Capacity	1.5 - 13 mm (1/16 - 1/2")
No Load Speed (RPM)	High / Low: 0 - 2,000 / 0 - 500
Max Fastening Torque	Hard / Soft: 54 / 30 N-m (480 / 270 in.lbs.)
Max lock torque	60 N-m (530 in.lbs.)
Vibration Level	Drilling into Metal: 2.5 m/s ² or less
Sound Pressure Level	76 dB(A)
Dimensions (L x W x H)	172x79x261 mm (6-3/4"x3-1/8"x10-1/4")
Net weight	1.5 - 1.8 kg (3.3 - 4.0 lbs.)



(+)(-) Bit, Belt Clip, Battery, Charger

DHP484 Cordless Hammer Driver Drill

18V LXT BL Brushless Cordless 13 mm (1/2") 60 N-m (530 in.lbs.) Hammer Driver Drill



Capacity	Steel / Wood / Masonry: 13 / 38 / 13 mm (1/2" / 1-1/2" / 1/2")
Chuck Capacity	1.5 - 13 mm (1/16 - 1/2")
Impacts Per Minute (IPM)	High / Low: 0 - 30,000 / 0 - 7,500
No Load Speed (RPM)	High / Low: 0 - 2,000 / 0 - 500
Max Fastening Torque	Hard / Soft: 54 / 30 N-m (480 / 270 in.lbs.)
Max lock torque	60 N-m (530 in.lbs.)
Vibration Level	Impact Drilling into Concrete: 8.0 m/s ²
Sound Pressure Level	88 dB(A)
Sound Power Level	99 dB(A)
Dimensions (L x W x H)	182x79x261 mm (7-1/8"x3-1/8"x10-1/4")
Net weight	1.6 - 1.9 kg (3.5 - 4.2 lbs.)



Belt Clip, (+)(-) Bit, Battery, Charger

DDF485 Cordless Driver Drill

18V LXT BL Brushless Cordless 13 mm (1/2") 50 N-m (440 in.lbs.) Driver Drill



This movie was filmed in Japan. Models and specs may vary by country.



Capacity	Steel / Wood: 13 / 38 mm (1/2" / 1-1/2")
Chuck Capacity	1.5 - 13 mm (1/16 - 1/2")
No Load Speed (RPM)	High / Low: 0 - 1,900 / 0 - 500
Max Fastening Torque	Hard / Soft: 50 / 27 N-m (440 / 240 in.lbs.)
Max lock torque	50 N-m (440 in.lbs.)
Vibration Level	Drilling into Metal: 2.5 m/s ² or less
Sound Pressure Level	74 dB(A)
Dimensions (L x W x H)	w/ BL1830B / BL1840B / BL1850B / BL1860B: 169x79x255 mm (7-1/8"x3-1/8"x10")
Net weight	1.4 - 1.7 kg (3.1 - 3.8 lbs.)



Belt Clip, (+)(-) Bit, Battery, Charger

DHP485 Cordless Hammer Driver Drill

18V LXT BL Brushless Cordless 13 mm (1/2") 50 N-m (440 in.lbs.) Hammer Driver Drill



This movie was filmed in Japan. Models and specs may vary by country.



Capacity	Steel / Wood / Masonry: 13 / 38 / 13 mm (1/2" / 1-1/2" / 1/2")
Chuck Capacity	1.5 - 13 mm (1/16 - 1/2")
Impacts Per Minute (IPM)	High / Low: 0 - 28,500 / 0 - 7,500
No Load Speed (RPM)	High / Low: 0 - 1,900 / 0 - 500
Max Fastening Torque	Hard / Soft: 50 / 27 N-m (440 / 240 in.lbs.)
Max lock torque	50 N-m (440 in.lbs.)
Vibration Level	Impact Drilling into Concrete: 8.0 m/s ²
Sound Pressure Level	82 dB(A)
Sound Power Level	93 dB(A)
Dimensions (L x W x H)	w/ BL1830B / BL1840B / BL1850B / BL1860B: : 182x79x255 mm (7-1/8"x3-1/8"x10")
Net weight	1.5 - 1.8 kg (3.2 - 3.9 lbs.)



Belt Clip, (+)(-) Bit, Battery, Charger

DDF483 / DDF083 Cordless Driver Drill

18V LXT BL Brushless Cordless 40 N-m (350 in.lbs.) Driver Drill



DDF483
Keyless Chuck



Capacity	Steel / Wood: 13 / 36 mm (1/2" / 1-7/16")
Chuck Capacity	DDF483: 1.5 - 13 mm (1/16 - 1/2") DDF083: 6.35 mm (1/4")
No Load Speed (RPM)	High / Low: 0 - 1,700 / 0 - 500
Max Fastening Torque	Hard / Soft: 40 / 23 N-m (350 / 210 in.lbs.)
Max lock torque	40 N-m (350 in.lbs.)
Vibration Level	Drilling into Metal: 2.5 m/s ² or less
Sound Pressure Level	77 dB(A)
Dimensions (L x W x H)	DDF483: 162x79x247 mm (6-3/8"x3-1/8"x9-3/4") DDF083: 124x79x247 mm (4-7/8"x3-1/8"x9-3/4")
Net weight	DDF483: 1.2 - 1.6 kg (2.7 - 3.4 lbs.) DDF083: 1.1 - 1.4 kg (2.4 - 3.0 lbs.)



Belt Clip, (+)(-) Bit, Battery, Charger

DHP483 Cordless Hammer Driver Drill

18V LXT BL Brushless Cordless 13 mm (1/2") 40 N-m (350 in.lbs.) Hammer Driver Drill



Capacity	Steel / Wood / Masonry: 13 / 36 / 13 mm (1/2" / 1-7/16" / 1/2")
Chuck Capacity	1.5 - 13 mm (1/16 - 1/2")
Impacts Per Minute (IPM)	High / Low: 0 - 25,500 / 0 - 7,500
No Load Speed (RPM)	High / Low: 0 - 1,700 / 0 - 500
Max Fastening Torque	Hard / Soft: 40 / 23 N-m (350 / 210 in.lbs.)
Max lock torque	40 N-m (350 in.lbs.)
Vibration Level	Impact Drilling into Concrete: 10.0 m/s ²
Sound Pressure Level	83 dB(A)
Sound Power Level	94 dB(A)
Dimensions (L x W x H)	176x79x247 mm (6-15/16"x3-1/8"x9-3/4")
Net weight	1.3 - 1.6 kg (2.8 - 3.6 lbs.)



Belt Clip, (+)(-) Bit, Battery, Charger

DDF458 Cordless Driver Drill

18V LXT Li-Ion Cordless 13 mm (1/2") 84 N-m (750 in.lbs.) Driver Drill



440	
Capacity	Steel: 13 mm (1/2") Wood: 76 mm (3")
No Load Speed (RPM)	High: 0-2,000 Low: 0-400
Max Fastening Torque	Hard / Soft: 91 / 58 N-m
Max lock torque	84 N-m (750 in.lbs.)
Dimensions (L x W x H)	225x79x259 mm (8-7/8"x3-1/8"x10-1/4")
Net weight	2.1 - 2.5 kg (4.7 - 5.4 lbs.)



Charger, Battery, (+)(-) Bit, Side Grip

DHP458 Cordless Hammer Driver Drill

18V LXT Li-Ion Cordless 13 mm (1/2") 84 N-m (750 in.lbs.) Hammer Driver Drill



440	
Capacity	Steel: 13 mm (1/2"), Wood: 76 mm (3") Masonry: 16 mm (5/8")
Chuck Capacity	1.5 - 13 mm (1/16 - 1/2")
No Load Speed (RPM)	High: 0-2,000 Low: 0-400
Impacts Per Minute (IPM)	High: 0-30,000 Low: 0-6,000
Max Fastening Torque	Hard / Soft: 91 / 58 N-m
Max lock torque	84 N-m (750 in.lbs.)
Dimensions (L x W x H)	225x79x259 mm (8-7/8"x3-1/8"x10-1/4")
Net weight	2.2 - 2.6 kg (4.9 - 5.7 lbs.)



Charger, Battery, (+)(-) Bit, Side Grip, Depth Rod

DDF451 Cordless Driver Drill

18V LXT Li-Ion Cordless 13 mm (1/2") 3-Speed 63 N-m (560 in.lbs.) Driver Drill



440	
Capacity	Steel: 13 mm (1/2"), Wood: 65 mm (2-9/16")
No Load Speed (RPM)	3rd: 0-1,700 2nd: 0-600 1st: 0-300
Max Fastening Torque	Hard / Soft: 80 / 40 N-m
Max lock torque	63 N-m (560 in.lbs.)
Dimensions (L x W x H)	238x78x257 mm (9-3/8"x3-1/16"x10-1/8")
Net weight	2.3 - 2.6 kg (5 - 5.7 lbs.)



Charger, Battery, (+)(-) Bit, Side Grip

DHP451 Cordless Hammer Driver Drill

18V LXT Li-Ion Cordless 13 mm (1/2") 3-Speed 63 N-m (560 in.lbs.) Hammer Driver Drill



440	
Capacity	Steel: 13 mm (1/2"), Wood: 65 mm (2-9/16") Masonry: 16 mm (5/8")
Chuck Capacity	1.5 - 13 mm (1/16 - 1/2")
Impacts Per Minute (IPM)	3rd: 0-25,500 2nd: 0-9,000 1st: 0-4,500
No Load Speed (RPM)	3rd: 0-1,700 2nd: 0-600 1st: 0-300
Max Fastening Torque	Hard / Soft: 80 / 40 N-m
Dimensions (L x W x H)	250x78x257 mm (9-7/8"x3-1/16"x10-1/8")
Net weight	2.5 - 2.9 kg (5.6 - 6.3 lbs.)



Charger, Battery, (+)(-) Bit, Side Grip, Depth Rod

DDF482 Cordless Driver Drill

18V LXT Li-Ion Cordless 13 mm (1/2") 54 N-m (480 in.lbs.) Driver Drill



440	
Capacity	Steel / Wood: 13 / 38 mm (1/2" / 1-1/2")
Chuck Capacity	1.5 - 13 mm (1/16 - 1/2")
No Load Speed (RPM)	High / Low: 0 - 1,900 / 0 - 600
Max Fastening Torque	Hard / Soft: 62 / 36 N-m (550 / 320 in.lbs.)
Max lock torque	54 N-m (480 in.lbs.)
Vibration Level	Drilling into Metal: 2.5 m/s ² or less
Sound Pressure Level	75 dB(A)
Dimensions (L x W x H)	185x79x249 mm (7-1/4"x3-1/8"x9-3/4")
Net weight	1.5 - 1.8 kg (3.2 - 4 lbs.)



Belt Clip, (+)(-) Bit, Battery, Charger

DHP482 Cordless Hammer Driver Drill

18V LXT Li-Ion Cordless 13 mm (1/2") 54 N-m (480 in.lbs.) Hammer Driver Drill



440	
Capacity	Steel / Wood / Masonry: 13 / 38 / 13 mm (1/2" / 1-1/2" / 1/2")
Chuck Capacity	1.5 - 13 mm (1/16 - 1/2")
Impacts Per Minute (IPM)	High / Low: 0 - 28,500 / 0 - 9,000
No Load Speed (RPM)	High / Low: 0 - 1,900 / 0 - 600
Max Fastening Torque	Hard / Soft: 62 / 36 N-m (550 / 320 in.lbs.)
Max lock torque	54 N-m (480 in.lbs.)
Vibration Level	Impact Drilling into Concrete: 6.0 m/s ² Drilling into Metal: 2.5 m/s ² or less
Dimensions (L x W x H)	198x79x249 mm (7-3/4"x3-1/8"x9-3/4")
Net weight	1.5 - 1.8 kg (3.4 - 4.1 lbs.)



Belt Clip, (+)(-) Bit, Battery, Charger

DDF453 Cordless Driver Drill

18V LXT Li-Ion Cordless 13 mm (1/2") 38 N-m (340 in.lbs.) Driver Drill



Capacity	
	Steel: 13 mm (1/2") Wood: 36 mm (1-7/16")
No Load Speed (RPM)	
	High: 0-1,300 Low: 0-400
Max Fastening Torque	
	Hard / Soft: 42 / 27 N-m
Max lock torque	
	38 N-m (340 in.lbs.)
Dimensions (L x W x H)	
	222x79x244 mm (8-3/4"x3-1/8"x9-5/8")
Net weight	
	1.7 - 2 kg (3.7 - 4.4 lbs.)




Charger, Battery, (+)(-) Bit

DHP453 Cordless Hammer Driver Drill

18V LXT Li-Ion Cordless 13 mm (1/2") 38 N-m (340 in.lbs.) Hammer Driver Drill



Capacity	
	Steel: 13 mm (1/2"), Wood: 36 mm (1-7/16") Masonry: 13 mm (1/2")
Chuck Capacity	
	1.5 - 13 mm (1/16 - 1/2")
Impacts Per Minute (IPM)	
	High: 0-19,500 Low: 0-6,000
No Load Speed (RPM)	
	High: 0-1,300 Low: 0-400
Max Fastening Torque	
	Hard / Soft: 42 / 27 N-m
Max lock torque	
	38 N-m (340 in.lbs.)
Dimensions (L x W x H)	
	240x79x244 mm (9-7/16"x3-1/8"x9-5/8")
Net weight	
	1.7 - 2 kg (3.6 - 4.4 lbs.)



Charger, Battery, (+)(-) Bit

DTD171

Cordless Impact Driver



- Wood/Bolt/T-Mode (1, 2)/Max/Hard/Medium/Soft Mode for multiple applications
- Redesigned mode selection switch for one-handed mode selection
- ULTRA-COMPACT and perfect balance at only 116 mm long for maximum control and maneuverability
- Rigid anvil retention for reduced bit wobbling
- Dual LED lights on both sides illuminate the work area for increased visibility



LXT BL MOTOR XPT



Phillips Bit, Belt Clip, Battery, Charger

Capacity	Machine Screw: M4 - M8 (5/32" - 5/16") Standard Bolt: M5 - M16 (3/16" - 5/8") High Strength Bolt: M5 - M14 (3/16" - 9/16") Coarse thread (in length): 22 - 125 mm (7/8" - 4-7/8")
Hex Shank	6.35 mm (1/4")
No Load Speed (RPM)	Max / Hard / Med / Soft: 0 - 3,600 / 3,200 / 2,100 / 1,100
Impacts Per Minute (IPM)	Max / Hard / Med / Soft / Wood / Bolt: 0 - 3,800 / 3,600 / 2,600 / 1,100 / 3,800 / 3,800
Max Fastening Torque	180 N-m (1,590 in.lbs.)
Fastening Torque	Hard / Med / Soft: 170 / 50 / 20 N-m (1,510 / 440 / 180 in.lbs.)
Vibration Level	Impact tightening of fasteners of the maximum capacity of the tool: 13.5 m/s ²
Sound Pressure Level	97 dB(A)
Sound Power Level	108 dB(A)
Dimensions (L x W x H)	w/ BL1830B / BL1840B / BL1850B / BL1860B: 116x79x236 mm (4-9/16"x3-1/8"x9-1/4")
Net weight	1.2 - 1.6 kg (2.7 - 3.4 lbs.)

DTD170

Cordless Impact Driver



- 6-Mode operation for A-mode / T-mode / Max / Hard / Medium / Soft impact mode for multiple applications
- A-Mode feature helps eliminate "screw cam-out" and "cross threading" by driving at low speed until tightening begins
- ULTRA-COMPACT and perfect balance at only 117 mm long for maximum control and maneuverability
- 4-Speed power selection switch (0-3,600 / 3,200 / 2,100 / 1,100 RPM & 0-3,800 / 3,600 / 2,600 / 1,100 IPM) provides the user with precise fastening control for a wide range of applications
- BL motor delivers 3,600 max RPM and 175 N-m (1,550 in.lbs.) of max torque



LXT BL MOTOR XPT



Belt Clip, Battery, Charger

Capacity	Machine Screw: M4 - M8 (5/32" - 5/16") Standard Bolt: M5 - M16 (3/16" - 5/8") High Strength Bolt: M5 - M14 (3/16" - 9/16") Coarse thread (in length): 22 - 125 mm (7/8" - 4-7/8")
Hex Shank	6.35 mm (1/4")
No Load Speed (RPM)	Max / Hard / Med / Soft / T mode: 0 - 3,600 / 3,200 / 2,100 / 1,100 / 3,600
Impacts Per Minute (IPM)	Max / Hard / Med / Soft / T mode: 0 - 3,800 / 3,600 / 2,600 / 1,100 / 2,600
Max Fastening Torque	175 N-m (1,550 in.lbs.)
Vibration Level	12.5 m/s ²
Sound Pressure Level	98 dB(A)
Sound Power Level	109 dB(A)
Dimensions (L x W x H)	117x79x236 mm (4-5/8"x3-1/8"x9-1/4")
Net weight	1.2 - 1.5 kg (2.7 - 3.4 lbs.)

DTD154

Cordless Impact Driver



- ULTRA-COMPACT and ergonomic design at only 117 mm long
- Aluminum hammer case creates the impression of rigidity of the machine
- Dual LED lights with preglow and afterglow functions illuminate the work area more widely
- T-mode has an automatic electronic controller that downshifts and reduces rotation and impact speed prior to driving screw into place, and is engineered to minimize screw thread stripping, screw breakage and damage to work
- BL motor delivers 3,600 Max RPM and 175 N-m (1,550 in.lbs.) of Max Torque



LXT BL MOTOR XPT



Belt Clip, Battery, Charger

Capacity	Machine Screw: M4 - M8 (5/32" - 5/16") Standard Bolt: M5 - M16 (3/16" - 5/8") High Strength Bolt: M5 - M14 (3/16" - 9/16") Coarse thread (in length): 22 - 125 mm (7/8" - 4-7/8")
Hex Shank	6.35 mm (1/4")
No Load Speed (RPM)	0 - 3,600 / 0 - 2,100 / 0 - 1,100
Impacts Per Minute (IPM)	0 - 3,800 / 0 - 2,600 / 0 - 1,100
Max Fastening Torque	175 N-m (1,550 in.lbs.)
Vibration Level	12.5 m/s ²
Sound Pressure Level	96 dB(A)
Sound Power Level	107 dB(A)
Dimensions (L x W x H)	117x79x236 mm (4-5/8"x3-1/8"x9-1/4")
Net weight	1.3 - 1.6 kg (2.7 - 3.4 lbs.)

DTD153

Cordless Impact Driver



- Higher speed 3,400 RPM, more powerful 170 N-m (1,500 in.lbs.) and more compact 126 mm long
- BL motor delivers 3,400 max RPM and 170 N-m (1,500 in.lbs.) of max torque
- Compact and lightweight design
- Aluminum hammer case creates the impression of rigidity of the machine
- Dual LED lights with preglow and afterglow functions illuminate the work area more widely



LXT BL MOTOR XPT



Belt Clip, Battery, Charger

Capacity	Machine Screw: M4 - M8 (5/32" - 5/16") Standard Bolt: M5 - M16 (3/16" - 5/8") High Strength Bolt: M5 - M14 (3/16" - 9/16") Coarse thread (in length): 22 - 125 mm (7/8" - 4-7/8")
Hex Shank	6.35 mm (1/4")
No Load Speed (RPM)	0 - 3,400
Impacts Per Minute (IPM)	0 - 3,600
Max Fastening Torque	170 N-m (1,500 in.lbs.)
Vibration Level	13.0 m/s ²
Sound Pressure Level	96 dB(A)
Sound Power Level	107 dB(A)
Dimensions (L x W x H)	126x79x238 mm (5"x3-1/8"x9-3/8")
Net weight	1.3 - 1.6 kg (2.8 - 3.5 lbs.)

DTD155

Cordless Impact Driver



- 3-Mode operation for A-mode / Hard mode / Soft mode for multiple applications
- A-mode feature helps eliminate "screw cam-out" and "cross threading" by driving at low speed until tightening begins
- Variable speed (0-1,300/0-3,000 RPM & 0-1,600/0-3,900 IPM) for a wide range of fastening applications
- BL motor is electronically controlled to optimize battery energy use for up to 50% longer run time per charge
- BL motor eliminates carbon brushes, enabling the BL motor to run cooler and more efficiently for longer life



LXT BL MOTOR XPT



Belt Clip, Battery, Charger

Capacity	Machine Screw: M4 - M8 mm (5/32" - 5/16") Standard Bolt: M5 - M14 (3/16" - 9/16") High Strength Bolt: M5 - M12 (3/16" - 1/2") Coarse thread (in length): 22 - 90 mm (7/8" - 3-1/2")
Hex Shank	6.35 mm (1/4")
No Load Speed (RPM)	Hard / Soft: 0 - 3,000 / 0 - 1,300
Impacts Per Minute (IPM)	Hard / Soft: 0 - 3,900 / 0 - 1,600
Max Fastening Torque	140 N-m (1,240 in.lbs.)
Vibration Level	Impact tightening of fasteners of the maximum capacity of the tool: 14.0 m/s ²
Sound Pressure Level	94 dB(A)
Sound Power Level	105 dB(A)
Dimensions (L x W x H)	135x79x232 mm (5-5/16"x3-1/8"x9-1/8")
Net weight	1.2 - 1.5 kg (2.6 - 3.2 lbs.)

DTD152

18V LXT Li-Ion Cordless 165 N-m (1,460 in.lbs.) Impact Driver

448

Cordless Impact Driver



- Developed for main applications such as tightening of self-drilling screws or light duty machine screws
- Delivers 2,900 max RPM and 165 N-m (1,460 in.lbs.) of max torque
- Compact and lightweight design
- Aluminum hammer case creates the impression of rigidity of the machine
- Dual LED lights with preglow and afterglow functions illuminate the work area more widely



LXT XPT



Belt Clip, Battery, Charger

Capacity	Machine Screw: M4 - M8 (5/32" - 5/16") Standard Bolt: M5 - M16 (3/16" - 5/8") High Strength Bolt: M5 - M12 (3/16" - 1/2") Coarse thread (in length): 22 - 125 mm (7/8" - 4-7/8")
Hex Shank	6.35 mm (1/4")
No Load Speed (RPM)	0 - 2,900
Impacts Per Minute (IPM)	0 - 3,500
Max Fastening Torque	165 N-m (1,460 in.lbs.)
Vibration Level	10.5 m/s ²
Sound Pressure Level	93 dB(A)
Sound Power Level	104 dB(A)
Dimensions (L x W x H)	137x79x238 mm (5-3/8"x3-1/8"x9-3/8")
Net weight	1.3 - 1.6 kg (2.8 - 3.5 lbs.)

DTD156

18V LXT Li-Ion Cordless 155 N-m (1,370 in.lbs.) Impact Driver

5

Cordless Impact Driver



new

- Aluminum hammer case for creating the impression of rigidity
- Compact design with a short overall length of 143mm (5-5/8")
- Variable speed (0-2,500 RPM & 0-3,000 IPM) provides 155 N-m (1,370 in.lbs.) of Max Torque for a wide range of fastening applications
- Compact, lightweight but powerful 4-pole motor
- Rubberized soft grip provides increased comfort on the job



LXT



Belt Clip, Battery, Charger

Capacity	Machine Screw: M4 - M8 (5/32" - 5/16") Standard Bolt: M5 - M14 (3/16" - 9/16") High Strength Bolt: M5 - M12 (3/16" - 1/2") Coarse thread (in length) : 22 - 125 mm (7/8" - 4-7/8")
Hex Shank	6.35 mm (1/4")
No Load Speed (RPM)	0 - 2,500
Impacts Per Minute (IPM)	0 - 3,000
Max Fastening Torque	155 N-m (1,370 in.lbs.)
Vibration Level	10.0 m/s ²
Sound Pressure Level	92 dB(A)
Sound Power Level	103 dB(A)
Dimensions (L x W x H)	w/ BL1830B / BL1840B / BL1850B / BL1860B : 143x79x241 mm (5-5/8"x3-1/8"x9-1/2")
Net weight	1.3 - 1.6 kg (2.9 - 3.6 lbs.)

DTP141

18V LXT BL Brushless Cordless 4 Mode 150 N-m (1,330 in.lbs.) Impact Driver

Cordless 4 Mode Impact Driver



- More compact design achieved by using BL DC motor and electronic clutch mechanism
- 4 Operation Modes (Impact Driver, Hammer Drill, Drill, Screwdriver) and Teks Screw Mode selection
- BL motor with high power to weight and size ratio
- BL motor is electronically controlled to optimize battery energy use for up to 50% longer run time per charge
- BL motor eliminates carbon brushes, enabling the BL motor to run cooler and more efficiently for longer life



LXT BL MOTOR



Charger, Battery

Capacity	Steel: 10 mm (3/8"), Wood: 21 mm (13/16") Masonry: 8 mm (5/16")
No Load Speed (RPM)	Impact-driver mode (Hard / Med / Soft): 0-2,700 / 0-2,200 / 0-1,300 Drill mode (Hi / Lo) : 0-2,700 / 0-700 Hammer drill mode (Hi / Lo) : 0-2,700 / 0-700 Screwdriver mode (Hi / Lo) : 0-1,100 / 0-300
Impacts Per Minute (IPM)	Impact-driver mode (Hard / Med / Soft): 0-3,200 / 0-2,400 / 0-1,200 Hammer drill mode (Hi / Lo) : 0-32,400 / 0-8,400
Max Fastening Torque	Impact-driver mode : 150 N-m (1,330 in.lbs.) Drill mode (Hard / Soft) : 22 / 13 N-m
Dimensions (L x W x H)	171x79x250 mm (6-3/4"x3-1/8"x9-7/8")
Net weight	1.5 - 1.9 kg (3.4 - 4.1 lbs.)

DTS141

18V LXT BL Brushless Cordless Oil-Pulse Driver

Cordless Oil-Pulse Driver



- Extra compact (136mm) and lightweight thanks to the newly-developed oil unit and BL motor
- Incredibly low noise operation thanks to the impact mechanism using oil unit instead of anvil and hammer
- "T" mode: Tightening mode for self-drilling screw and bolts
- With the cooling system for oil unit, capable of long continuous operation
- BL motor with high power to weight and size ratio



LXT BL MOTOR XPT



Charger, Battery

Capacity	Machine Screw: M4 - M8 (5/32" - 5/16") Standard Bolt: M5 - M8 (3/16" - 5/16") High Strength Bolt: M5 - M6 (3/16" - 1/4") Coarse thread (in length): 22 - 125 mm (7/8" - 4-7/8")
No Load Speed (RPM)	Hard: 0-3,200 Medium: 0-2,000 Soft: 0-1,200
Impacts Per Minute (IPM)	Hard: 0-2,700 Medium: 0-2,200 Soft: 0-1,400
Max Fastening Torque	40 N-m (355 in.lbs.)
Noise Level	77 dB(A)
Dimensions (L x W x H)	136x79x240 mm (5-3/8"x3-1/8"x9-1/2")
Net weight	1.3 - 1.6 kg (2.8 - 3.5 lbs.)


DTW1001

18V LXT BL Brushless Cordless 3-Speed 3/4" (19 mm) 1,050 N-m (780 ft.lbs.) Impact Wrench

Cordless Impact Wrench



- Makita's most powerful impact wrench
- Compact and lightweight design thanks to BL motor
- Extremely high power equivalent to AC model TW1000
- Overall length is extremely shortened
- Electronic 3 stage impact power selection reduces fault tightening



LXT BL MOTOR



Charger, Battery, Hook

Fastening Capacities	Standard Bolt: M12 - M30 (1/2" - 1-1/4") High Strength Bolt: M10 - M24 (3/8" - 1")
Square Drive	19 mm (3/4")
No Load Speed (RPM)	Hard / Med / Soft: 0 - 1,800 / 0 - 1,000 / 0 - 900
Impacts Per Minute (IPM)	Hard / Med / Soft: 0 - 2,200 / 0 - 2,000 / 0 - 1,800
Max Fastening Torque	1,050 N-m (780 ft.lbs.)
Vibration Level	Impact tightening of fasteners of the maximum capacity of the tool: 15.5 m/s ²
Sound Pressure Level	98 dB(A)
Sound Power Level	109 dB(A)
Dimensions (L x W x H)	229x91x289 mm (9"x3-5/8"x11-3/8")
Net weight	3.4 - 3.7 kg (7.5 - 8.2 lbs.)

DTW1002

Cordless Impact Wrench

18V LXT BL Brushless Cordless 3-Speed 1/2" (12.7 mm) 1,000 N-m (740 ft.lbs.) Impact Wrench



- Makita's most powerful 1,000 n-m (740 ft.lbs.) 1/2" impact wrench / compact and lightweight design thanks to BL motor
- Extremely high power equivalent to AC model TW1000
- Overall length is extremely shortened
- Electronic 3 stage impact power selection reduces fault tightening
- Hammer case securely fastened with four bolts



Charger, Battery, Hook

Fastening Capacities	Standard Bolt: M12 - M30 (1/2" - 1-1/4") High Strength Bolt: M10 - M24 (3/8" - 1")
Square Drive	12.7 mm (1/2")
No Load Speed (RPM)	Hard / Med / Soft : 0 - 1,800 / 0 - 1,000 / 0 - 900
Impacts Per Minute (IPM)	Hard / Med / Soft : 0 - 2,200 / 0 - 2,000 / 0 - 1,800
Max Fastening Torque	1,000 N-m (740 ft.lbs.)
Vibration Level	Impact tightening of fasteners of the maximum capacity of the tool: 18.0 m/s ²
Sound Pressure Level	97 dB(A)
Sound Power Level	108 dB(A)
Dimensions (L x W x H)	229x91x289 mm (9"x3-5/8"x11-3/8")
Net weight	3.3 - 3.6 kg (7.3 - 8.0 lbs.)

DTW800

Cordless Impact Wrench

18V LXT BL Brushless Cordless 3-Speed 7/16" (11.1 mm) 800 N-m (590 ft.lbs.) Impact Wrench



- Makita's most powerful 800 n-m (590 ft.lbs.) 7/16" impact wrench / compact and lightweight design thanks to BL motor
- Extremely high power 800 N-m (590 ft.lbs.) way ahead of competitors
- Overall length is extremely shortened
- Electronic 3 stage impact power selection reduces fault tightening
- Hammer case securely fastened with four bolts



Charger, Battery, Hook

Fastening Capacities	Standard Bolt: M12 - M24 (1/2" - 1") High Strength Bolt: M10 - M22 (3/8" - 7/8")
Hex Shank	11.1 mm (7/16")
No Load Speed (RPM)	Hard / Med / Soft: 0 - 1,800 / 0 - 1,000 / 0 - 900
Impacts Per Minute (IPM)	Hard / Med / Soft: 0 - 2,200 / 0 - 2,000 / 0 - 1,800
Max Fastening Torque	800 N-m (590 ft.lbs.)
Vibration Level	Impact tightening of fasteners of the maximum capacity of the tool: 24.0 m/s ² Drilling into Wood: 7.0 m/s ²
Sound Pressure Level	95 dB(A)
Sound Power Level	106 dB(A)
Dimensions (L x W x H)	229x91x303 mm (9"x3-5/8"x11-7/8")
Net weight	3.4 - 3.7 kg (8.2 - 7.5 lbs.)

DTW450 / DTW451

Cordless Impact Wrench

18V LXT Li-Ion Cordless DTW450 : 1/2" (12.7 mm) / DTW451 : 7/16" (11.2 mm) 440 N-m (325 ft.lbs.) Impact Wrench



- Delivers 440 N-m (325 ft.lbs.) of torque for tough jobs
- Top no load speed 1,600 RPM creates 2,200 IPM
- Powerful DC motor with replaceable carbon brush for economic repair and maintenance
- Compact and lightweight design provides superior balance and control
- Large rocker switch for more convenience and comfort



Hook, Battery, Charger

Fastening Capacities	Standard Bolt: M12 - M22 (1/2" - 7/8") High Tensile Bolt: M12 - M16 (1/2" - 5/8")
Square Drive	DTW450: 12.7 mm (1/2") DTW451: 11.2 mm (7/16") (Hex.)
No Load Speed (RPM)	DTW450: 1,600, DTW451: 1,900
Impacts Per Minute (IPM)	2,200
Max Fastening Torque	440 N-m (325 ft.lbs.)
Vibration Level	Impact tightening of fasteners of the maximum capacity of the tool: DTW450: 19 m/s ² , DTW451: 22.5 m/s ²
Sound Pressure Level	DTW450: 94 dB(A), DTW451: 93 dB(A)
Sound Power Level	DTW450: 105 dB(A), DTW451: 104 dB(A)
Dimensions (L x W x H)	DTW450: 266x82x290 mm (10-1/2"x3-1/4"x11-3/8") DTW451: 273x82x290 mm (10-3/4"x3-1/4"x11-3/8")
Net weight	DTW450: 3.1 - 3.4 kg (7.6 - 6.9 lbs.) DTW451: 3.2 - 3.5 kg (7.8 - 7.1 lbs.)

DTW300 / DTW301

Cordless Impact Wrench

18V LXT BL Brushless Cordless 1/2" (12.7 mm) 330 N-m (240 ft.lbs.) Impact Wrench, Reverse Rotation Auto Stop Mode



- High torque
- Reverse rotation auto stop mode stops after the bolt/nut loosened enough
- Single speed mode for reduced trigger-pulling force
- Socket can be fixed with ring spring (DTW300)
- Socket can be fixed with pin (DTW301)
- BL motor delivers 330 N-m (240 ft.lbs.) of max torque



Belt Clip, Battery, Charger

Fastening Capacities	Standard Bolt: M10 - M20 (3/8" - 3/4") High Strength Bolt: M10 - M16 (3/8" - 5/8")
Square Drive	12.7 mm (1/2")
No Load Speed (RPM)	0-3,200/0-1,700/0-1,300/0-1,000
Impacts Per Minute (IPM)	0-4,000/0-2,200/0-1,700/0-1,300
Max Fastening Torque	330 N-m (240 ft.lbs.)
Dimensions (L x W x H)	w/ BL1815N / BL1820B: 144x81x228 mm (5-5/8"x3-3/16"x9") w/ BL1830B / BL1840B / BL1850B / BL1860B: 144x81x246 mm (5-5/8"x3-3/16"x9-11/16")
Net weight	1.5 - 1.8 kg (3.3 - 4.0 lbs.)

DTW285

Cordless Impact Wrench

18V LXT BL Brushless Cordless 3-Speed 1/2" (12.7 mm) 280 N-m (210 ft.lbs.) Impact Wrench, Reverse Rotation Auto Stop Mode



- Reverse rotation auto stop mode stops rotation and impact in 0.2 seconds when fastener is loosened adequately to prevent Bolt/Nut get lost
- BL motor delivers 280 N-m (210 ft.lbs.) of max torque
- BL motor is electronically controlled to optimize battery energy use for up to 50% longer run time per charge
- BL motor eliminates carbon brushes, enabling the BL motor to run cooler and more efficiently for longer life
- BL motor efficiently uses energy to match torque and RPM to the changing demands of the application



Belt Clip, Battery, Charger

Fastening Capacities	Standard Bolt: M10 - M20 (3/8" - 3/4") High Strength Bolt: M10 - M16 (3/8" - 5/8")
Square Drive	12.7 mm (1/2")
No Load Speed (RPM)	Hard / Med / Soft: 0 - 2,800 / 0 - 2,100 / 0 - 1,600
Impacts Per Minute (IPM)	Hard / Med / Soft: 0 - 3,500 / 0 - 2,600 / 0 - 1,800
Max Fastening Torque	280 N-m (210 ft.lbs.)
Vibration Level	Impact tightening of fasteners of the maximum capacity of the tool: 11.5 m/s ²
Sound Pressure Level	96 dB(A)
Sound Power Level	107 dB(A)
Dimensions (L x W x H)	147x79x249 mm (5-3/4"x3-1/8"x9-3/4")
Net weight	1.5 - 1.8 kg (3.2 - 3.9 lbs.)

DTW251


18V LXT Li-Ion Cordless 1/2" (12.7 mm) 230 N-m (170 ft.lbs.) Impact Wrench

448

Cordless Impact Wrench



- High torque to weight ratio at 230 N-m (170 ft.lbs.)
- Makita built 4-pole motor design with dual steel ball bearings provides maximum torque
- Compact body provides more control and maneuverability
- High power, compact and lightweight 4-pole motor
- Electric brake for increased operator safety



LXT



Charger, Battery

Fastening Capacities	Standard Bolt: M10 - M16 (3/8" - 5/8") High Strength Bolt: M10 - M14 (3/8" - 9/16")
Square Drive	12.7 mm (1/2")
No Load Speed (RPM)	0 - 2,100
Impacts Per Minute (IPM)	0 - 3,200
	230 N-m (170 ft.lbs.)
Max Fastening Torque	Impact tightening of fasteners of the
Vibration Level	maximum capacity of the tool: 11.0 m/s ²
Sound Pressure Level	94 dB(A)
Sound Power Level	105 dB(A)
Dimensions (L x W x H)	165x79x234 mm (6-1/2"x3-1/8"x9-1/4")
Net weight	1.5 - 1.8 kg (3.2 - 3.9 lbs.)

Tool does not come with socket.

DTW253

18V LXT Li-Ion Cordless 3/8" (9.5 mm) 210 N-m (155 ft.lbs.) Impact Wrench

448

Cordless Impact Wrench



- Makita built, 4-pole maximum torque motor delivers 210 N-m (155 ft.lbs.) of torque in a compact size
- Top no load speed 2,100 RPM creates 3,200 impacts per minute
- Compact and lightweight for reduced operator fatigue
- Built-in LED light with afterglow function illuminates the work area
- Phosphorescent bumper glows in dark places



LXT



Battery, Charger

Fastening Capacities	Standard Bolt: M8 - M16 (5/16" - 5/8") High Strength Bolt: M6 - M12 (1/4" - 1/2")
Square Drive	9.5 mm (3/8")
No Load Speed (RPM)	0 - 2,100
Impacts Per Minute (IPM)	0 - 3,200
Max Fastening Torque	210 N-m (155 ft.lbs.)
Dimensions (L x W x H)	155x79x234 mm (6-1/8"x3-1/8"x9-1/4")
Net weight	1.3 - 1.6 kg (2.8 - 3.6 lbs.)

Tool does not come with socket.

DTW181

18V LXT BL Brushless Cordless 1/2" (12.7 mm) 210 N-m (155 ft.lbs.) Impact Wrench, Reverse Rotation Auto Stop Mode

Cordless Impact Wrench



new

- Lightweight & compact 55 mm width of motor portion
- Reverse rotation auto stop mode stops in 0.2 seconds after the bolt/nut loosened enough
- BL motor delivers 210 N-m (155 ft.lbs.) of max torque
- BL motor is electronically controlled to optimize battery energy use for longer run time per charge
- BL motor eliminates carbon brushes, enabling the BL motor to run cooler and more efficiently for longer life



LXT BL MOTOR XPT



Belt Clip, Battery, Charger

Fastening Capacities	Standard Bolt: M8 - M16 (5/16" - 5/8") High Strength Bolt: M6 - M12 (1/4" - 1/2")
Square Drive	12.7 mm (1/2")
No Load Speed (RPM)	Hard / Soft: 0 - 2,400 / 0 - 1,300
Impacts Per Minute (IPM)	Hard / Soft: 0 - 3,600 / 0 - 2,000
Max Fastening Torque	210 N-m (155 ft.lbs.)
Vibration Level	Impact tightening of fasteners of the
	maximum capacity of the tool: 10.5 m/s ²
Sound Pressure Level	95 dB(A)
Sound Power Level	106 dB(A)
Dimensions (L x W x H)	w/ BL1830B / BL1840B / BL1850B / BL1860B : 151x79x235 mm (5-15/16"x3-1/8"x9-1/4")
Net weight	1.2 - 1.5 kg (2.7 - 3.4 lbs.)

DTW190

18V LXT Li-Ion Cordless 1/2" (12.7 mm) 190 N-m (140 ft.lbs.) Impact Wrench

Cordless Impact Wrench



- 190 N-m (140 ft.lbs.) of Max torque optimal for scaffold bulding
- Shoulder strap improves freedom of operator's movement during work at height
- 0-2,300 RPM & 0-3,000 IPM for a wide range of fastening applications
- Compact and ergonomic design at only 176 mm long
- Lightweight for reduced operator fatigue



LXT



Shoulder Strap (country-specific), Tool Hanger (country-specific), Battery, Charger

Fastening Capacities	Standard Bolt: M8 - M16 (5/16" - 5/8") High Strength Bolt: M8 - M12 (5/16" - 1/2")
Square Drive	12.7 mm (1/2")
No Load Speed (RPM)	0 - 2,300
Impacts Per Minute (IPM)	0 - 3,000
Max Fastening Torque	190 N-m (140 ft.lbs.)
Vibration Level	Impact tightening of fasteners of the
	maximum capacity of the tool: 8.5 m/s ²
Sound Pressure Level	94 dB(A)
Sound Power Level	105 dB(A)
Overall Length	176 mm (6-15/16")
Net weight	1.4 - 1.8 kg (3.2 - 3.9 lbs.)

Tool does not come with socket.

DTW180

18V LXT BL Brushless Cordless 3/8" (9.5 mm) 180 N-m (130 ft.lbs.) Impact Wrench, Reverse Rotation Auto Stop Mode

Cordless Impact Wrench



- Lightweight & compact 55 mm width of motor portion
- Reverse Rotation Auto-Stop Mode stops in 0.2 seconds after the bolt/nut loosened enough
- BL motor delivers 180 N-m (130 ft.lbs.) of max torque
- Ideal for working in tight spaces and overhead applications
- Aluminum hammer case creates the impression of rigidity of the machine



LXT BL MOTOR XPT



Belt Clip, Battery, Charger

Fastening Capacities	Standard Bolt: M8 - M16 (5/16" - 5/8") High Strength Bolt: M6 - M12 (1/4" - 1/2")
Square Drive	9.5 mm (3/8")
No Load Speed (RPM)	Hard / Soft: 0 - 2,400 / 0 - 1,300
Impacts Per Minute (IPM)	Hard / Soft: 0 - 3,600 / 0 - 2,000
Max Fastening Torque	180 N-m (130 ft.lbs.)
Vibration Level	Impact tightening of fasteners of the
	maximum capacity of the tool: 9.0 m/s ²
Sound Pressure Level	89 dB(A)
Sound Power Level	100 dB(A)
Dimensions (L x W x H)	w/ BL1830B / BL1840B / BL1850B / BL1860B : 144x79x235 mm (5-5/8"x3-1/8"x9-1/4")
Net weight	1.2 - 1.5 kg (2.7 - 3.4 lbs.)

Product Comparison List

Model No.	No load speed 3rd/ 2nd/ 1st or Hi/ Lo (rpm)	Mechanical 3-Speed/ 2-Speed	Torque Setting	Max. fastening torque Hard / Soft (N-m)	Overall length (mm)	Net weight	BL motor
Cordless Driver Drill, Cordless Hammer Driver Drill							
DDF481	0-2,100/ 0-550	2	21	115 / 60	205	2.7 - 3.0 kg (5.9 - 6.6 lbs)	•
DDF458	0-2,000/ 0-400	2	21	91 / 58	225	2.1 - 2.5 kg (4.7 - 5.4 lbs)	
DDF451	0-1,700/ 0-600/ 0-300	3	16	80 / 40	238	2.3 - 2.6 kg (5.0 - 5.7 lbs)	
DDF484	0-2,000/ 0-500	2	21	54 / 30	172	1.5 - 1.8 kg (3.3 - 4.0 lbs)	•
DDF482	0 - 1,900/ 0 - 600	2	21	62 / 36	185	1.5 - 1.8 kg (3.2 - 4.0 lbs)	
DDF485	0 - 1,900 / 0 - 500	2	21	50 / 27	169	1.4 - 1.7 kg (3.1 - 3.8 lbs.)	•
DDF453	0-1,300/ 0-400	2	16	42 / 27	222	1.7 - 2.0 kg (3.7 - 4.4 lbs)	
DDF483	0-1,700/ 0-500	2	20	40 / 23	162	1.2 - 1.6 kg (2.7 - 3.4 lbs)	•
DDF083	0-1,700/ 0-500	2	20	40 / 23	124	1.1 - 1.4 kg (2.4 - 3.0 lbs)	•
DHP481	0-2,100/ 0-550	2	21	115 / 60	205	2.7 - 3.0 kg (6.0 - 6.7 lbs)	•
DHP458	0-2,000/ 0-400	2	21	91 / 58	225	2.2 - 2.6 kg (4.9 - 5.7 lbs)	
DHP451	0-1,700/ 0-600/ 0-300	3	16	80 / 40	250	2.5 - 2.9 kg (5.6 - 6.3 lbs)	
DHP482	0 - 1,900/ 0 - 600	2	21	62 / 36	198	1.5 - 1.8 kg (3.4 - 4.1 lbs)	
DHP484	0-2,000/ 0-500	2	21	54 / 30	182	1.6 - 1.9 kg (3.5 - 4.2 lbs)	•
DHP485	0 - 1,900 / 0 - 500	2	21	50 / 27	182	1.5 - 1.8 kg (3.2 - 3.9 lbs.)	•
DHP453	0-1,300/ 0-400	2	16	42 / 27	240	1.7 - 2.0 kg (3.6 - 4.4 lbs)	
DHP483	0-1,700/ 0-500	2	20	40 / 23	176	1.3 - 1.6 kg (2.8 - 3.6 lbs)	•

Model No.	No load speed (rpm)	Electronic-Speed	Max. fastening torque (N-m)	Overall length (mm)	Net weight	BL motor
Cordless Impact Driver						
DTD171	0 - 3,600 / 3,200 / 2,100 / 1,100	4-Speed	180	116	1.2 - 1.6 kg (2.7 - 3.4 lbs.)	•
DTD170	0 - 3,600 / 3,200 / 2,100 / 1,100	4-Speed	175	117	1.2 - 1.5 kg (2.7 - 3.4 lbs)	•
DTD154	0 - 3,600 / 0 - 2,100 / 0 - 1,100	3-Speed	175	117	1.3 - 1.6 kg (2.7 - 3.4 lbs)	•
DTD153	0 - 3,400		170	126	1.3 - 1.6 kg (2.8 - 3.5 lbs)	•
DTD152	0 - 2,900		165	137	1.3 - 1.6 kg (2.8 - 3.5 lbs)	
DTD155	0 - 3,000 / 0 - 1,300	2-Speed	140	135	1.2 - 1.5 kg (2.6 - 3.2 lbs)	•
DTD156	0 - 2,500		155	143	1.3 - 1.6 kg (2.9 - 3.6 lbs.)	
Cordless 4 Mode Impact Driver (Impact-driver mode)						
DTP141	0-2,700/ 0-2,200/ 0-1,300	3-Speed	150	171	1.5 - 1.9 kg (3.4 - 4.1 lbs)	•
Cordless Oil-Pulse Driver						
DTS141	0-3,200/ 0-2,000/ 0-1,200	3-Speed	40	136	1.3 - 1.6 kg (2.8 - 3.5 lbs)	•

Model No.	No load speed (rpm)	Max tightening torque N-m (ft.lbs)	Square drive	Overall length (mm)	Net weight	BL motor
Cordless Impact Wrench						
DTW1001	0-1,800/ 0-1,000 / 0-900	1,050 (780)	3/4" (19mm)	229	3.4 - 3.7 kg (7.5 - 8.2 lbs)	•
DTW1002	0-1,800/ 0-1,000 / 0-900	1,000 (740)	1/2" (12.7mm)	229	3.3 - 3.6 kg (7.3 - 8.0 lbs)	•
DTW800	0-1,800/ 0-1,000 / 0-900	800 (590)	7/16" (11.2mm) Hex.	229	3.4 - 3.7 kg (8.2 - 7.5 lbs)	•
DTW450	1,600	440 (325)	1/2" (12.7mm)	266	3.1 - 3.4 kg (7.6 - 6.9 lbs)	
DTW451	1,900	440 (325)	7/16" (11.2mm) Hex.	273	3.2 - 3.5 kg (7.8 - 7.1 lbs)	
DTW300	0-3,200/0-1,700/0-1,300/0-1,000	330 (240)	1/2" (12.7mm)	144	1.5 - 1.8 kg (3.3 - 4.0 lbs.)	•
DTW301	0-3,200/0-1,700/0-1,300/0-1,000	330 (240)	1/2" (12.7mm)	144	1.5 - 1.8 kg (3.3 - 4.0 lbs.)	•
DTW285	0-2,800/ 0-2,100/ 1,600	280 (210)	1/2" (12.7mm)	147	1.5 - 1.8 kg (3.2 - 3.9 lbs)	•
DTW251	0-2,100	230 (170)	1/2" (12.7mm)	165	1.5 - 1.8 kg (3.2 - 3.9 lbs)	
DTW181	Hard / Soft: 0 - 2,400 / 0 - 1,300	210 (155)	1/2" (12.7mm)	151	1.2 - 1.5 kg (2.7 - 3.4 lbs.)	•
DTW253	0-2,100	210 (155)	3/8" (9.5mm)	155	1.3 - 1.6 kg (2.8 - 3.6 lbs)	
DTW180	0 - 2,400 / 0 - 1,300	180 (130)	3/8" (9.5mm)	144	1.2kg (2.7 lbs.)	•
DTW190	0-2,300	190 (140)	1/2" (12.7mm)	176	1.4 - 1.8 kg (3.2 - 3.9 lbs)	

DDA351 / DDA350 18V LXT Li-Ion Cordless 10 mm (3/8") Angle Drill

440

Cordless Angle Drill



DDA351



DDA350

- Compact angle head with a small head height of 8mm
- Original 4-pole motor for power, lightweight and compact size
- LED job light with afterglow function
- Ergonomically designed rubberized soft grip
- Easy-to-operate large paddle switch trigger



▼ DDA351



Charger, Batter, Side Grips, Chuck Key(DDA351)

Capacity	Steel: 10 mm (3/8") Wood: 25 mm (1")
No Load Speed (RPM)	0-1,800
Dimensions (L x W x H)	DDA351: 326x79x115 mm (12-7/8"x3-1/8"x4-1/2") DDA350: 314x79x115 mm (12-3/8"x3-1/8"x4-1/2")
Net weight	DDA351: 1.6 - 1.9 kg (4.2 - 3.5 lbs.) DDA350: 1.5 - 1.8 kg (4.1 - 3.4 lbs.)

DUT130 18V LXT BL Brushless 165 mm (6-1/2") Variable 2-Speed Mixer

Cordless Mixer



- BL motor delivers max 1,300 RPM
- BL motor is electronically controlled to optimize battery energy use for longer run time per charge
- BL motor eliminates carbon brushes, enabling the BL motor to run cooler and more efficiently for longer life
- Variable 2-speed transmission (0-350 & 0-1,300 RPM) for a wide range of applications
- Variable speed trigger allows operator to adjust speed based on materials or application



Mixing Blade, Shaft, Shaft Holder (country-specific), Grip, Front Cover, Wrenches, Battery, Charger

Blade Diameter	165 mm (6-1/2")
No Load Speed (RPM)	High / Low: 0 - 1,300 / 0 - 350
Vibration Level	Operation w/o Load: 2.5 m/s ² or less
Sound Pressure Level	74 dB(A)
Dimensions (L x W x H)	w/ Mixing Blade: 916x89x231 mm (36"x3-1/2"x9-1/8") w/o Mixing Blade: 320x89x231 mm (12-5/8"x3-1/2"x9-1/8")
Net weight	2.5 - 2.8 kg (5.6 - 6.3 lbs.)

DUT131 18V LXT BL Brushless Variable 2-Speed Mixer with Keyed Chuck

Cordless Mixer



- Uses keyed drill chuck to hold mixing blade
- BL motor is electronically controlled to optimize battery energy use for longer run time per charge
- BL motor eliminates carbon brushes, enabling the BL motor to run cooler and more efficiently for longer life
- Variable 2-speed transmission (0-350 & 0-1,300 RPM) for a wide range of applications
- Variable speed trigger allows operator to adjust speed based on materials or application



Front Cover, Grip, Chuck Key, Battery, Charger

Chuck Capacity	1.5 - 13 mm (1/16 - 1/2")
No Load Speed (RPM)	High / Low: 0 - 1,300 / 0 - 350
Vibration Level	Operation w/o Load: 2.5 m/s ² or less
Sound Pressure Level	74 dB(A)
Dimensions (L x W x H)	307x89x231 mm (12-1/8"x3-1/2"x9-1/8")
Net weight	2.7 - 3.0 kg (5.8 - 6.6 lbs.)

DTL061 18V LXT Li-Ion Cordless 60 N·m (530 in.lbs.) Angle Impact Driver

Cordless Angle Impact Driver



- Compact right angle impact driver for fastening and loosening in tight spaces
- Makita built motor and impact mechanism produces 60 N·m (530 in.lbs.) of maximum torque and 0-3,000 IPM
- Variable speed (0-2,000 RPM) for a range of applications from auto repair to cabinet installation
- Large conveniently located paddle switch for comfortable operation
- Over one foot of tool extension for extra reach into deep tight spaces



Charger, Battery, Phillips Bit

Capacity	Machine Screw: M4 - M8 (5/32" - 5/16") Standard Bolt: M4 - M12 (5/32" - 1/2") High Strength Bolt: M4 - M8 (5/32" - 5/16") Coarse thread (in length): 22 - 75 mm (7/8" - 2-31/32")
Hex Shank	6.35 mm (1/4")
No Load Speed (RPM)	0 - 2,000
Impacts Per Minute (IPM)	0 - 3,000
Max Fastening Torque	60 N·m (530 in.lbs.)
Dimensions (L x W x H)	387x78x116 mm (15-1/4"x3-1/16"x4-9/16")
Net weight	1.4 - 2.0 kg (3.1 - 4.3 lbs.)

DTL063 18V LXT Li-Ion Cordless 3/8" (9.5 mm) 60 N·m Angle Impact Wrench

Cordless Angle Impact Wrench



- Compact right angle impact wrench for fastening and loosening in tight spaces
- Makita built motor and impact mechanism produces 60 N·m (531 in.lbs.) of maximum torque and 0-3,000 IPM
- Variable speed (0-2,000 RPM) for a range of applications from auto repair to product assembly
- Large conveniently located paddle switch for comfortable operation
- Over one foot of tool extension for extra reach into tight spaces



Charger, Battery

Fastening Capacities	Standard Bolt: M4 - M12 (5/32" - 1/2") High Strength Bolt: M4 - M8 (5/32" - 5/16")
Square Drive	9.5 mm (3/8")
No Load Speed (RPM)	0 - 2,000
Impacts Per Minute (IPM)	0 - 3,000
Max Fastening Torque	60 N·m
Vibration Level	Impact tightening of fasteners of the maximum capacity of the tool: 16.5 m/s ²
Sound Pressure Level	88 dB(A)
Sound Power Level	99 dB(A)
Dimensions (L x W x H)	387x78x116 mm (15-1/4"x3-1/16"x4-9/16")
Net weight	1.4 - 2.0 kg (3.1 - 4.3 lbs.)

DFS452

Cordless Screwdriver

18V LXT BL Brushless Cordless 0-4,000 RPM Push Drive Technology Screwdriver, LED Light, Silent Clutch



- Push Drive Technology for quieter operation; minimizes power consumption
- Push Drive Technology - in lock-on mode the motor starts only when the fastener is engaged for a quieter work environment and to save battery power
- Ultra-high efficiency comparable to AC screwdrivers
- BL motor delivers 0-4,000 RPM to handle a variety of drywall and framing applications
- BL motor eliminates carbon brushes, enabling the BL motor to run cooler and more efficiently for longer life



LXT BL MOTOR XPT



Phillips Bit, Magnetic Bit Holder, Belt Clip, Battery, Charger

Capacity	Self-Drilling Screw: 6 mm (1/4") Drywall Screw: 5 mm (3/16")
Driving Shank (Hex)	6.35 mm (1/4")
No Load Speed (RPM)	0 - 4,000
Vibration Level	Screwdriving w/o Impact: 2.5 m/s ² or less
Sound Pressure Level	72 dB(A)
Dimensions (L x W x H)	251x79x259 mm (10"x3-1/8"x11-1/4")
Net weight	1.5 - 1.8 kg (3.2 - 3.9 lbs.)

DFS451

Cordless Screwdriver

18V LXT Li-Ion Cordless 0-4,000 RPM Screwdriver with LED Light, Silent Clutch

440



- Delivers 0-4,000 RPM to handle a variety of drywall and framing applications
- Ergonomically designed rubberized pistol grip with large 2-finger trigger for increased comfort and control
- Adjustable nose piece delivers consistent screw depth
- Compact and ergonomic design
- Lightweight for reduced operator fatigue



LXT



Phillips Bit, Magnetic Bit Holder, Belt Clip, Battery, Charger

Capacity	Drywall Screw: 4 mm (5/32")
Driving Shank (Hex)	6.35 mm (1/4")
No Load Speed (RPM)	0 - 4,000
Vibration Level	Screwdriving w/o Impact: 2.5 m/s ² or less
Sound Pressure Level	71 dB(A)
Dimensions (L x W x H)	281x80x241 mm (11-1/8"x3-1/8"x9-1/2")
Net weight	1.5 - 1.8 kg (3.2 - 4.0 lbs.)


DFS250

Cordless Screwdriver

18V LXT BL Brushless Cordless 0-2,500 RPM High Torque Push Drive Technology Screwdriver with LED Light, Silent Clutch



- High torque ideal for decking applications
- Push Drive Technology - in lock-on mode the motor starts only when the fastener is engaged for a quieter work environment and to save battery power
- Ultra-high efficiency comparable to AC screwdrivers
- BL motor eliminates carbon brushes, enabling the BL motor to run cooler and more efficiently for longer life
- BL motor is electronically controlled to optimize battery energy use for up to 50% longer run time per charge



LXT BL MOTOR



Phillips Bit, Magnetic Bit Holder, Belt Clip, Battery, Charger

Capacity	Coarse Thread: 4.5 x 90 mm (3/16" x 3-1/2") Self-Drilling Screw: 6 mm (1/4") Drywall Screw: 5 mm (3/16")
Driving Shank (Hex)	6.35 mm (1/4")
No Load Speed (RPM)	0 - 2,500
Vibration Level	Screwdriving w/o Impact: 2.5 m/s ² or less
Sound Pressure Level	72 dB(A)
Dimensions (L x W x H)	259x79x259 mm (10-1/4"x3-1/8"x10-1/4")
Net weight	1.5 - 1.9 kg (3.4 - 4.1 lbs.)


DFS251

Cordless Screwdriver

18V LXT BL Brushless Cordless 0-2,500 RPM High Torque Push Drive Technology Screwdriver with LED Light



- High torque ideal for fastening self-drilling screw
- Push Drive Technology - in lock-on mode the motor starts only when the fastener is engaged for a quieter work environment and to save battery power
- Ultra-high efficiency comparable to AC screwdrivers
- BL motor eliminates carbon brushes, enabling the BL motor to run cooler and more efficiently for longer life
- BL motor is electronically controlled to optimize battery energy use for up to 50% longer run time per charge



LXT BL MOTOR



Magnetic Socket Bit, Battery, Charger

Capacity	Self-Drilling Screw: 6 mm (1/4") Drywall Screw: 5 mm (3/16") Hex Socket Screw: 6 mm (1/4")
Driving Shank (Hex)	6.35 mm (1/4")
No Load Speed (RPM)	0 - 2,500
Vibration Level	Screwdriving w/o Impact: 2.5 m/s ² or less
Sound Pressure Level	72 dB(A)
Dimensions (L x W x H)	237x79x259 mm (9-3/8"x3-1/8"x11-1/4")
Net weight	1.5 - 1.8 kg (3.2 - 3.9 lbs.)

DFR550 / DFR750

Cordless Auto Feed Screwdriver

18V LXT Li-Ion Cordless 4,000 RPM Auto Feed Screwdriver with Silent Clutch

440



- Ideal for drywall and subfloors
- Delivers superior fastening speed with 4,000 RPM for decking and sub-floor applications
- Integrated autofeed design makes the tool lighter, more powerful and compact
- High collated screw capacity range of 25 mm (1") to 55 mm (2-3/16") (DFR550)
- High capacity range: 45 mm (1-3/4") to 75 mm (2-15/16") collated screws (DFR750)
- Rugged aluminum dust-proof autofeed housing provides smooth sliding action



LXT



Phillips Bit x3, Battery, Charger

	DFR550	DFR750
Screw Strip	4 x 25 - 55 mm (5/32" x 1" - 2-3/16")	4 x 45 - 75 mm (5/32" x 1-3/4" - 2-15/16")
Driving Shank (Hex)	6.35 mm (1/4")	6.35 mm (1/4")
No Load Speed (RPM)	4,000	4,000
Vibration Level	Screwdriving w/o Impact: 2.5 m/s ² or less	Screwdriving w/o Impact: 2.5 m/s ² or less
Sound Pressure Level	78 dB(A)	76 dB(A)
Dimensions (L x W x H)	424x80x238 mm (16-3/4"x3-1/8"x9-3/8")	464x80x238 mm (18-1/4"x3-1/8"x9-3/8")
Net weight	2.1 - 3.1 kg (4.6 - 6.9 lbs.)	2.1 - 3.2 kg (4.6 - 7.0 lbs.)

DHR242 / DHR243 18V LXT BL Brushless Cordless 24 mm (15/16") Combination Hammer, SDS-PLUS Bits

Cordless Combination Hammer

Quick change drill chuck



- Lightweight, 3-mode rotary hammer
- BL motor delivers 0-950 RPM and 0-4,700 BPM
- BL motor with high power to weight and size ratio
- BL motor generates less heat buildup and is ideal for prolonged use in high production applications
- BL motor is electronically controlled to optimize battery energy use for longer run time per charge



Charger, Battery, uick Change Drill Chuck (DHR243), Depth Gauge, Side Grip

	DHR242	DHR243
Impact Energy	2 J	2 J
Capacity	Concrete: 24 mm (15/16") Steel: 13 mm (1/2") Wood: 27 mm (1-1/16")	Concrete: 24 mm (15/16") Steel: 13 mm (1/2") Wood: 27 mm (1-1/16")
Blows Per Minute (BPM)	0 - 4,700	0 - 4,700
No Load Speed (RPM)	0 - 950	0 - 950
Sound Pressure Level	90 dB(A)	89 dB(A)
Sound Power Level	101 dB(A)	100 dB(A)
Vibration Level	Hammer Drilling into Concrete: 13.5 m/s ² Drilling Into Metal: 3.5 m/s ²	Hammer Drilling into Concrete: 13 m/s ² Drilling into Metal: 2.5 m/s ²
Dimensions (L x W x H)	328x85x213 mm (12-7/8"x3-3/8"x8-3/8")	353x85x213 mm (13-7/8"x3-3/8"x8-3/8")
Net weight	3.1 - 3.8 kg (6.7 - 8.4 lbs.)	3.2 - 3.7 kg (6.9 - 8.3 lbs.)

DHR241 / DHR202 18V LXT Li-Ion Cordless 20 mm (13/16") Combination Hammer, SDS-PLUS Bits

Cordless Combination Hammer



DHR241



DHR202

- 0 - 1,100 RPM and 0 - 4,000 BPM for demanding applications
- Makita-built variable speed motor delivers 0-1,100 RPM and 0-4,000 BPM
- Synchronized RPM and BPM prevents overlapping impacts for up to 50% more efficient drilling
- 3-mode operation: "rotation only", "hammering with rotation" or "hammering only"
- Job site tested shock absorbent handle protects the battery housing for durability



Charger, Battery, Side Grip, Depth Gauge

	DHR241	DHR202
Impact Energy	1.9 J	-
Capacity	Concrete: 20 mm (13/16") Steel: 13 mm (1/2") Wood: 26 mm (1")	Concrete: 20 mm (13/16") Steel: 13 mm (1/2") Wood: 26 mm (1")
Blows Per Minute (BPM)	0 - 4,000	0 - 4,000
No Load Speed (RPM)	0 - 1,100	0 - 1,100
Sound Pressure Level	86 dB(A)	87 dB(A)
Sound Power Level	97 dB(A)	98 dB(A)
Vibration Level	Hammer Drilling into Concrete: 12.5 m/s ²	Hammer Drilling into Concrete: 14.5 m/s ²
Dimensions (L x W x H)	417x84x219 mm (16-3/8"x3-5/16"x8-5/8")	358x84x259 mm (14-1/8"x3-5/16"x10-1/4")
Net weight	3.2 - 4 kg (7.1 - 8.8 lbs.)	3.2 - 4 kg (7.1 - 8.8 lbs.)

DHR182 18V LXT BL AWS AVT Cordless 18 mm (11/16") Combination Hammer, SDS-PLUS Bits

Cordless Combination Hammer



- BL motor delivers 0-1,350 RPM, 0-5,000 BPM and 1.7 joules of impact energy for faster drilling
- Auto-start Wireless System (AWS) connects to vacuum cleaner with Bluetooth
- Low vibration achieved by Anti-Vibration Technology (AVT)
- Compact and lightweight for reduced operator fatigue
- BL motor with high power to weight and size ratio



Dust Cup (country-specific), Side Grip, Depth Gauge, Battery, Charger

Impact Energy	EPTA-Procedure 05/2009: 1.7 J
Capacity	Concrete: 18 mm (11/16") Steel: 13 mm (1/2") Wood: 24 mm (15/16")
Blows Per Minute (BPM)	0 - 5,000
No Load Speed (RPM)	0 - 1,350
Vibration Level	Hammer Drilling into Concrete: 11.0 m/s ² Drilling into Metal: 2.5 m/s ²
Sound Pressure Level	89 dB(A)
Sound Power Level	100 dB(A)
Dimensions (L x W x H)	w/ BL1830B / BL1840B / BL1850B / BL1860B: 301x82x285 mm (11-7/8"x3-1/4"x11-1/4")
Net weight	2.4 - 3.2 kg (5.3 - 7.0 lbs.)

DHR171 18V LXT BL Brushless Cordless 17 mm (11/16") Rotary Hammer, SDS-PLUS Bits

Cordless Rotary Hammer



- BL motor delivers 0-680 RPM, 0-4,800 BPM and 1.2 joules of impact energy for faster drilling
- Compact and lightweight for reduced operator fatigue
- Vibration absorbing housing and ergonomic soft rubber grip design for vibration absorption and comfortable operation
- BL motor with high power to weight and size ratio
- BL motor generates less heat buildup and is ideal for prolonged use in high production applications



Dust Cup (country-specific), Side Grip, Depth Gauge, Battery, Charger

Impact Energy	EPTA-Procedure 05/2009: 1.2 J
Capacity	Concrete: 17 mm (11/16") Steel: 10 mm (3/8") Wood: 13 mm (1/2")
Blows Per Minute (BPM)	0 - 4,800
No Load Speed (RPM)	0 - 680
Vibration Level	Hammer Drilling into Concrete: 9.0 m/s ² Drilling into Metal: 2.5 m/s ² or less
Sound Pressure Level	86 dB(A)
Sound Power Level	97 dB(A)
Dimensions (L x W x H)	w/ BL1830B / BL1840B / BL1850B / BL1860B: 273x86x211 mm (10-3/4"x3-3/8"x8-5/16")
Net weight	2.1 - 2.8 kg (4.6 - 6.2 lbs.)

DHR165 18V LXT Li-Ion Cordless 16 mm (5/8") Rotary Hammer, SDS-PLUS Bits

Cordless Rotary Hammer



- Compact and light weight
- Ergonomic handle for perfect tool control and minimum hand fatigue and pain
- 2-mode operation for "Rotation Only" or "Hammering with Rotation"
- Side grip with elastomer soft grip
- Conveniently located push button for rotation reverse



Charger, Battery, Side Grip, Depth Gauge

Impact Energy	1.3 J
Capacity	Concrete (w/ TCT Bit): 16 mm (5/8") Concrete (w/ Diamond Core Bit): 32 mm (1-1/4") Steel: 13 mm (1/2") Wood: 24 mm (15/16")
Blows Per Minute (BPM)	0 - 5,300
No Load Speed (RPM)	0-1,600
Dimensions (L x W x H)	297x79x253 mm (11-3/4"x3-1/8"x10")
Net weight	2.3 - 3 kg (5 - 6.6 lbs.)


DHK180

Cordless Power Scraper

18V LXT BL AVT Cordless Power Scraper, SDS-PLUS Bits



- Anti-vibration housing and AVT for reduced operator fatigue
- BL motor delivers high power
- Compact and lightweight
- Excellent maneuverability
- Twin LED job light



LXT BL MOTOR AVT XPT



Bull Point, Scaling Chisel, Scaling chisel (for tile), Hook

Impact Energy	EPTA-Procedure 05/2009: 3.1 J
Blows Per Minute (BPM)	0 - 3,200
Dimensions (L x W x H)	368x99x211 mm (14-1/2"x3-7/8"x8-5/16")
Net weight	3.3 - 3.6 kg (7.3 - 7.9 lbs.)

DSC191 / DSC163

Cordless Steel Rod Cutter

18V LXT Li-Ion Cordless DSC191: 20 mm (3/4") DSC163: 16 mm (5/8") Steel Rod Cutter



DSC191

- Quick and effortless rebar cutting for maximum jobsite productivity and safety
- Ideal for cutting steel bars laid in concrete slab
- Up to 150 cuts of 20 mm rebar with a 6.0Ah LXT battery
- Cutting capacity range of 3 - 20 mm standard rebar
- 4-Way rotatable cutting blade provides up to 4,000 cuts before needing to be replaced



DSC163

DSC191 / DSC163
: Not compatible with 2.0Ah, 1.5Ah batteries



LXT BL MOTOR



Wrench, Hex Wrench, Oil supply (country-specific)

	DSC191	DSC163
Cutting Capacity	Dia.: 3 - 20 mm (1/8" - 3/4")	Dia.: 3 - 16 mm (1/8" - 5/8")
Cutting Speed (sec)	6.5	2.8
Vibration Level	Cutting Rebar: 2.5 m/s ² or less	-
Sound Pressure Level	80.5 dB(A)	-
Sound Power Level	90.1 dB(A)	-
Dimensions (L x W x H)	412x212x284 mm (16-1/5"x8-3/8"x11-1/8")	360x108x276 mm (14-1/8"x4-1/4"x10-7/8")
Net weight	11.1 - 11.2 kg (24.5 - 24.6 lbs.)	6.9 kg (15.2 lbs.)

▼ DSC191



DSC251

Cordless Steel Rod Cutter

18V LXT BL ADT Cordless 25 mm (1") Steel Rod Cutter

- Excellent flush cutting
- Flangeless blade can be equipped
- Ideal for edge cutting of threaded rods and rebars
- Fine edge cutting: Rebars can be cut at 3.5 mm from the corner of lattice for both vertically and horizontally; Threaded rods can be cut also at 3.5 mm from the ground/surface
- Less damage to the threaded rods and therefore nuts can be installed without removing burrs



LXT BL MOTOR ADT



Tipped Saw, Dust Bag, Side Grip, Hex Wrench, Battery, Charger

Blade Diameter	110 mm (4-5/16")
Cutting Capacity	Dia.: 10 - 25 mm (3/8" - 1")
No Load Speed (RPM)	2,200
Vibration Level	Cutting Rebar: 2.5 m/s ² or less
Sound Pressure Level	78 dB(A)
Dimensions (L x W x H)	471x137x139 mm (18-1/2"x5-25/64"x5-15/32")
Net weight	4.0 kg (8.8 lbs.)

DTR180

Cordless Rebar Tying Tool

18V LXT BL Brushless Cordless Rebar Tying Tool

- Tying rebars automatically
- Tying rebars can be done automatically in a various range of applications such as building concrete foundations
- Operable by only one hand, allowing the other hand to be free to adjust the position of rebar
- Continuous actuation mode for efficient continuous tying
- Users can tie rebars by only pulling contact arm against rebars if they continuously hold the trigger



LXT BL MOTOR XPT



Hex Wrench, Hook

Tie Wire	ø0.8 mm
Applicable Rebars	D10 x D10 - [D13 x 2] x [D13 x 2]
Vibration Level	2.5 m/s ² or less
Sound Pressure Level	78 dB(A)
Dimensions (L x W x H)	w/ BL1815N / BL1820B: 304x93x301 mm (12"x3-2/3"x11-7/8") w/ BL1830B / BL1840B / BL1850B / BL1860B: 304x93x318 mm (12"x3-2/3"x12-1/2")
Net weight	2.3 - 2.6 kg (5.1 - 5.7 lbs.)

DSC102

Cordless Threaded Rod Cutter

18V / 14.4V LXT BL Brushless Cordless Threaded Rod Cutter

- More compact & high productivity
- Cuts up to M10
- Compact motor section with overall length of 177 mm
- Excellent tool balance allows for operation with less wrist fatigue
- Compatible with both 18V and 14.4V LXT Li-Ion batteries



LXT BL MOTOR



Cutter Blade, Hex socket head bolt, Blade Cover, Depth Gauge, Thumb screw, Hex Wrench, Battery, Charger

Capacity	Mild Steel: W3/8, M10, M8, M6 Stainless Steel: W3/8, M8, M6
Min. Cutting Length	20 mm (13/16")
Work Amount (pcs)	M8 (Mild Steel) w/BL1860B: 2,300 M8 (Stainless) w/BL1860B: 1,900
Vibration Level	Cutting Threaded Stainless Steel Rod (Rod Size W3/8): 2.5 m/s ² or less
Sound Pressure Level	71 dB(A)
Dimensions (L x W x H)	w/ BL1830B / BL1840B / BL1850B / BL1860B: 199x103x308 mm (7-7/8"x4-1/16"x12-1/8")
Net weight	2.8 - 3.2 kg (6.2 - 7.0 lbs.)

DSC121 18V LXT BL Brushless Cordless Threaded Rod Cutter

Cordless Threaded Rod Cutter



Not compatible with 2.0Ah, 1.5Ah batteries

- High cutting power and speed by installing BL motor
- Cuts M12 steel threaded rod in 3 seconds
- BL motor with high power to weight and size ratio
- BL motor eliminates carbon brushes, enabling the BL motor to run cooler and more efficiently for longer life



Cutter Blade, Stand, Oil, Hex Wrench, Battery, Charger


Capacity	Steel: 8 - 12 mm (5/16" - 1/2")
Cutting Speed (sec)	3.0
Vibration Level	2.5 m/s ² or less
Sound Pressure Level	85 dB(A)
Sound Power Level	96 dB(A)
Dimensions (L x W x H)	w/ BL1830B / BL1840B / BL1850B / BL1860B: 212x323x260 mm (8-3/8"x12-3/4"x10-1/4")
Net weight	6.0 kg (13.2 lbs.)

DCS553 18V LXT BL ADT Cordless 150 mm (5-7/8") Metal Cutter, Electric Brake, Soft Start, Dual LED Lights

Cordless Metal Cutter



- Drastically shortened overall length for increased maneuverability
- Built-in dust collection box for cleaner work environment
- Metal chip/dust can be thrown away by just opening the dust box cap
- Increased speed (4,200 RPM) provides more comfortable operation for light load application
- Cuts 51 mm (2") conduit in a single pass



TCT Saw Blade, Hex Wrench, Safety Goggles, Guide Rule, Battery, Charger

Blade Diameter	150 mm (5-7/8")
Max Cutting Capacity	90°: 57.5 mm (2-1/4")
No Load Speed (RPM)	4,200
Vibration Level	Cutting Metal: 2.5 m/s ² or less
Sound Pressure Level	103 dB(A)
Sound Power Level	114 dB(A)
Dimensions (L x W x H)	267x186x250 mm (10-1/2"x7-3/8"x9-7/8")
Net weight	2.8 - 3.1 kg (6.1 - 6.8 lbs.)

DCS552 18V LXT Li-Ion Cordless 136 mm (5-3/8") Metal Cutter with Dust Box, Electric Brake, Dual LED Lights 430

Cordless Metal Cutter



- Built-in dust collection box for cleaner work environment
- Metal chip/dust can be thrown away by just opening the dust box cap
- Carbide-tipped 30T blade for cutting a wide range of materials
- Makita-built motor delivers 3,600 RPM for faster cutting in a wide range of metals including unistrut, all thread, steel, channel, conduit, pipe, sheet metal, square tubing, and more
- Compact, ergonomic design and lightweight for reduced operator fatigue



TCT Saw Blade, Hex Wrench, Safety Goggles, Battery, Charger

Blade Diameter	136 mm (5-3/8")
Max Cutting Capacity	90°: 50.5 mm (2")
No Load Speed (RPM)	3,600
Vibration Level	Cutting Metal: 2.5 m/s ² or less
Sound Pressure Level	102 dB(A)
Sound Power Level	113 dB(A)
Dimensions (L x W x H)	348x196x203 mm (13-3/4"x7-3/4"x8")
Net weight	2.4 - 2.7 kg (5.3 - 6.0 lbs.)

DPB182 18V LXT Li-Ion Cordless Portable Band Saw

Cordless Portable Band Saw



- Stable cutting with highly rigid aluminum structure
- Aluminum housing/frame improves rigidity and prevents blade from coming off
- Prevents blade slipping on wheel by raising tension force
- Easy blade track adjustment simply by turning the screw
- Delivers 3.2 m/s (630 ft./min.) blade speed for faster cutting



Band Saw Blade, Wheel Cover (country-specific), Hook (country-specific), Hex Wrench, Battery, Charger

Capacity	Round: 64 mm (2-1/2") Rectangular: 64x64 mm (2-1/2"x2-1/2")
Blade Speed	3.2 m/s (630 ft./min.)
Blade Size	Length: 835 mm (32-7/8") Width: 13 mm (1/2") Thickness: 0.5 mm (0.02")
Vibration Level	Cutting Metal: 2.5 m/s ² or less
Sound Pressure Level	79 dB(A)
Dimensions (L x W x H)	477x197x229 mm (18-3/4"x7-3/4"x9")
Net weight	3.8 - 4.1 kg (8.3 - 9.0 lbs.)

DPB180 18V LXT Li-Ion Cordless Variable Speed Portable Band Saw 430

Cordless Portable Band Saw



- 120 x 120 mm (4-3/4" x 4-3/4") cutting capacity
- 6-setting variable speed control dial enables user to match the speed to the application
- Built-in L.E.D. protection circuit with over-torque control protects motor
- Protective bumper design for added durability
- Tool hook secures the tool when not in use



Charger, Battery, Band Saw Blade, Hex Wrench

Capacity	Round: 120 mm (4-3/4") Rectangular: 120x120 mm (4-3/4"x4-3/4")
Blade Speed	1.4 m (2.7 ft) - 275 m (530 ft) / min
Blade Size	Length: 1,140 mm (44-7/8") Width: 13 mm (1/2") Thickness: 0.5 mm (0.02")
Vibration Level	Cutting Metal: 2.5 m/s ² or less
Sound Pressure Level	81 dB(A)
Sound Power Level	92 dB(A)
Dimensions (L x W x H)	523x231x313 mm (20-5/8"x9-1/8"x12-3/8")
Net weight	6.8 - 7.1 kg (14.9 - 15.7 lbs.)

DPP200

18V LXT Li-Ion Cordless Hole Puncher

Cordless Hole Puncher

new



Not compatible with 2.0Ah, 1.5Ah batteries

- Punches up to 20 mm holes through steel plate up to 8 mm thick
- Automatic punch return: After a punching cycle is completed, hydraulic pressure automatically pulls off the punch from workpiece and returns it to the initial position to enable efficient continuous hole punching
- Type of hole: Round hole / long hole



LXT

Punch, Dice, Hex Wrench, Spanner, Bar for fastening nuts, Grip, Oil

Capacity	Steel: 20 mm (13/16") Stainless Steel: 20 mm (13/16")
Max Throat Depth	40 mm (1-9/16")
Dimensions (L x W x H)	w/ BL1830B / BL1840B / BL1850B / BL1860B: 417x127x315 mm (16-3/8"x5"x12-3/8")
Net weight	10.5 kg (23.2 lbs.)

DJS130

18V LXT Li-Ion Cordless 1.3 mm Metal Shear

Cordless Metal Shear



- Compact and lightweight design for easy handling and high maneuverability
- 360° swivel shear head for increased cutting convenience
- Ergonomically designed rubberized soft grip
- On tool storage for hex wrench
- Lock-off button for safe operation



LXT

Charger, Battery, Hex Wrench

Capacity	Steel up to 400 N/mm ² : 1.3 mm Steel up to 600 N/mm ² : 1.0 mm
No Load Speed (RPM)	2,800
Dimensions (L x W x H)	350x80x193 mm (13-3/4"x3-1/8"x7-5/8")
Net weight	2.3 - 2.6 kg (5 - 5.8 lbs.)

DJS161

18V LXT Li-Ion Cordless 1.6 mm Metal Shear

Cordless Metal Shear



- Straight design provides more control and high maneuverability for easy cutting operation
- Compact and lightweight design for easy handling and high maneuverability
- High cutting capacity: cuts up to 1.6 mm thick mild steel sheet
- Cuts up to 16 ga. mild steel, 18 ga. stainless steel and easily cuts through 22 ga. spiral duct seams
- Makita-built 4-pole motor delivers 4,300 strokes per minute for faster cutting



LXT

Charger, Battery, Hex Wrench, Thickness Gauge

Capacity	Steel up to 400 N/mm ² : 1.6 mm Steel up to 600 N/mm ² : 1.2 mm Aluminum up to 200 N/mm ² : 2.5 mm
Strokes Per Minute (SPM)	4,300
Dimensions (L x W x H)	362x78x118 mm (14-1/4"x3-1/16"x4-5/8")
Net weight	1.8 - 2.2 kg (4.1 - 4.8 lbs.)

DJS101

18V LXT Li-Ion Cordless 1.0 mm Metal Shear

Cordless Metal Shear



- Easy curve cutting
- Straight design provides more control and high maneuverability for easy cutting operation
- Minimum outside cutting radius of 30 mm (1-3/16") for close right or left curve cuts with a smooth edge
- Anti-restart function with warning lamp
- Warning lamp for low battery capacity



LXT

Charger, Battery, Hex Wrench

Capacity	Steel up to 400 N/mm ² : 1.0 mm Steel up to 600 N/mm ² : 0.7 mm Aluminum up to 200 N/mm ² : 2.5 mm
Strokes Per Minute (SPM)	4,300
Dimensions (L x W x H)	364x78x118 mm (14-3/8"x3-1/16"x4-5/8")
Net weight	1.8 - 2.2 kg (4.0 - 4.7 lbs.)

DJN161

18V LXT Li-Ion Cordless 1.6 mm (16 Ga) Nibbler

Cordless Nibbler



- Makita-built motor delivers 1,900 SPM for faster and smooth cutting
- Ideal for cutting roofing sheet metal at thicknesses up to 16 gauge
- Die holder rotates 360° to meet demands of cutting direction
- Convenient chip disposal is below cutting material to minimize damage to cutting surface
- Cutting radius: inner edge 45 mm (1-3/4"); outer 50 mm (2")



LXT

Hex Wrench, Wrench, Punch, Die

Capacity	Steel up to 400 N/mm ² : 1.6 mm Steel up to 600 N/mm ² : 1.2 mm Aluminum up to 200 N/mm ² : 2.5 mm
Min. cutting radius	Inside edge: 45 mm (1-3/4") Outside edge: 50 mm (2")
Strokes Per Minute (SPM)	1,900
Dimensions (L x W x H)	313x78x189 mm (12-3/8"x3-1/16"x7-7/16")
Net weight	1.9 - 2.3 kg (4.3 - 5 lbs.)

This movie was filmed in Japan.
Models and specs may vary by country.



Auto-start Wireless System

Switch on the tool, and Vacuum cleaner is activated

It has been impossible, but now Vacuum cleaner can be automatically activated by Cordless tools with our newly developed wireless system.

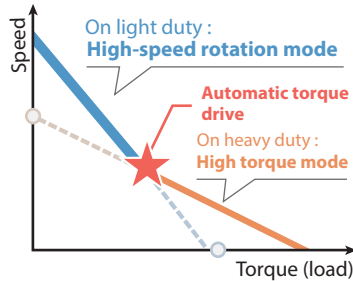


AWS connects to power tool with Bluetooth

The Bluetooth® word mark and logos are registered trademarks owned by the Bluetooth SIG, Inc. and any use of such marks by Makita is under license. Other trademarks and trade names are those of their respective owners.

ADT

Automatic torque Drive Technology automatically changes the cutting speed according to load conditions for an optimum operation



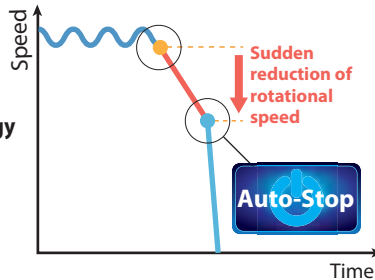
XLOCK

DGA419, DGA469, DGA519 only
Just one click to attach the accessories and easy removal just simply pull the lever



AFT

Active Feedback sensing Technology Shuts down the tool to protect the user, if the rotation speed suddenly slows down.



BL MOTOR

delivers optimal performance and efficiency even for heavy-duty applications



Electric brake maximizes productivity and increases safety for operator

Product Comparison List

Model No.			No load speed (rpm)	Switch	AWS	BL motor	AFT	ADT	Brake	Anti-restart function	X-Lock
100mm	115mm	125mm									
DGA414	DGA464	DGA514	3,000 - 8,500	Slide	•	•	•	•	•	•	
DGA413	DGA463	DGA513	3,000 - 8,500	Slide		•	•	•	•	•	
DGA412	DGA462	DGA512	3,000 - 8,500	Slide	•	•	•	•		•	
DGA411	DGA461	DGA511	3,000 - 8,500	Slide		•	•	•		•	
DGA406	DGA456	DGA506	8,500	Slide		•	•	•	•	•	
DGA404	DGA454	DGA504	8,500	Slide		•	•	•		•	
DGA402	DGA452		11,000	Slide						•	
DGA417	DGA467	DGA517	3,000 - 8,500	Paddle		•	•	•	•	•	
DGA419	DGA469	DGA519	3,000 - 8,500	Paddle		•			•	•	•
DGA418	DGA468	DGA518	3,000 - 8,500	Paddle	•	•	•	•	•	•	
DGA405	DGA455	DGA505	8,500	Paddle		•	•	•		•	
DGA408	DGA458	DGA508	8,500	Paddle		•	•	•	•	•	

Cordless Angle Grinder

18V LXT BL Cordless Angle Grinder, Variable Speed, Anti-Restart Function, Electric Brake, Slide Switch Lock-On



LXT BL MOTOR ADT AFT AWS XPT



	DGA414	DGA464	DGA514
Wheel Diameter	100 mm (4")	115 mm (4-1/2")	125 mm (5")
No Load Speed (RPM)	3,000 - 8,500	3,000 - 8,500	3,000 - 8,500
Vibration Level	Surface Grinding w/ Anti-Vibration Side Grip: 4.0 m/s ²	Surface Grinding w/ Anti-Vibration Side Grip: 6.0 m/s ²	Surface Grinding w/ Anti-Vibration Side Grip: 6.0 m/s ²
	Disc Sanding w/ Anti-Vibration Side Grip: 2.5 m/s ² or less	Disc Sanding w/ Anti-Vibration Side Grip: 2.5 m/s ² or less	Disc Sanding w/ Anti-Vibration Side Grip: 2.5 m/s ² or less
Sound Pressure Level	80 dB(A)	79 dB(A)	79 dB(A)
Dimensions (L x W x H)	w/ BL1830B / BL1840B / BL1850B / BL1860B: 382x117x147 mm (15"x4-5/8"x5-3/4")	w/ BL1830B / BL1840B / BL1850B / BL1860B: 382x130x151 mm (15"x5-1/8"x5-15/16")	w/ BL1830B / BL1840B / BL1850B / BL1860B: 382x140x151 mm (15"x5-1/2"x5-15/16")
Net weight	2.2 - 2.8 kg (4.9 - 6.3 lbs.)	2.3 - 3.0 kg (5.2 - 6.7 lbs.)	2.4 - 3.0 kg (5.2 - 6.7 lbs.)

Grinding Wheel, Wheel Cover, Side Grip, Lock Nut Wrench, Battery, Charger

Cordless Angle Grinder

18V LXT BL Cordless Angle Grinder, Variable Speed, Anti-Restart Function, Electric Brake, Slide Switch Lock-On



LXT BL MOTOR ADT AFT XPT



	DGA413	DGA463	DGA513
Wheel Diameter	100 mm (4")	115 mm (4-1/2")	125 mm (5")
No Load Speed (RPM)	3,000 - 8,500	3,000 - 8,500	3,000 - 8,500
Vibration Level	Surface Grinding w/ Anti-Vibration Side Grip: 4.0 m/s ²	Surface Grinding w/ Anti-Vibration Side Grip: 6.0 m/s ²	Surface Grinding w/ Anti-Vibration Side Grip: 6.0 m/s ²
	Disc Sanding w/ Anti-Vibration Side Grip: 2.5 m/s ² or less	Disc Sanding w/ Anti-Vibration Side Grip: 2.5 m/s ² or less	Disc Sanding w/ Anti-Vibration Side Grip: 2.5 m/s ² or less
Sound Pressure Level	80 dB(A)	79 dB(A)	79 dB(A)
Dimensions (L x W x H)	w/ BL1830B / BL1840B / BL1850B / BL1860B: 382x117x147 mm (15"x4-5/8"x5-3/4")	w/ BL1830B / BL1840B / BL1850B / BL1860B: 382x130x151 mm (15"x5-1/8"x5-15/16")	w/ BL1830B / BL1840B / BL1850B / BL1860B: 382x140x151 mm (15"x5-1/2"x5-15/16")
Net weight	2.2 - 2.8 kg (4.9 - 6.2 lbs.)	2.3 - 3.0 kg (5.1 - 6.7 lbs.)	2.4 - 3.0 kg (5.2 - 6.7 lbs.)

Grinding Wheel, Wheel Cover, Side Grip, Lock Nut Wrench, Battery, Charger

Cordless Angle Grinder

18V LXT BL Cordless Angle Grinder, Variable Speed, Anti-Restart Function, Slide Switch Lock-On



LXT BL MOTOR ADT AFT AWS XPT



	DGA412	DGA462	DGA512
Wheel Diameter	100 mm (4")	115 mm (4-1/2")	125 mm (5")
No Load Speed (RPM)	3,000 - 8,500	3,000 - 8,500	3,000 - 8,500
Vibration Level	Surface Grinding w/ Anti-Vibration Side Grip: 4.0 m/s ²	Surface Grinding w/ Anti-Vibration Side Grip: 6.0 m/s ²	Surface Grinding w/ Anti-Vibration Side Grip: 6.0 m/s ²
	Disc Sanding w/ Anti-Vibration Side Grip: 2.5 m/s ² or less	Disc Sanding w/ Anti-Vibration Side Grip: 2.5 m/s ² or less	Disc Sanding w/ Anti-Vibration Side Grip: 2.5 m/s ² or less
Sound Pressure Level	80 dB(A)	79 dB(A)	79 dB(A)
Dimensions (L x W x H)	w/ BL1830B / BL1840B / BL1850B / BL1860B: 382x117x140 mm (15"x4-5/8"x5-1/2")	w/ BL1830B / BL1840B / BL1850B / BL1860B: 382x130x145 mm (15"x5-1/8"x5-3/4")	w/ BL1830B / BL1840B / BL1850B / BL1860B: 382x140x145 mm (15"x5-1/2"x5-3/4")
Net weight	2.2 - 2.8 kg (4.8 - 6.1 lbs.)	2.3 - 3.0 kg (5.1 - 6.6 lbs.)	2.3 - 3.0 kg (5.2 - 6.6 lbs.)

Grinding Wheel, Wheel Cover, Side Grip, Lock Nut Wrench, Battery, Charger

Cordless Angle Grinder

18V LXT BL Cordless Angle Grinder, Variable Speed, Anti-Restart Function, Slide Switch Lock-On



LXT BL MOTOR ADT AFT XPT



	DGA411	DGA461	DGA511
Wheel Diameter	100 mm (4")	115 mm (4-1/2")	125 mm (5")
No Load Speed (RPM)	3,000 - 8,500	3,000 - 8,500	3,000 - 8,500
Vibration Level	Surface Grinding w/ Anti-Vibration Side Grip: 4.0 m/s ²	Surface Grinding w/ Anti-Vibration Side Grip: 6.0 m/s ²	Surface Grinding w/ Anti-Vibration Side Grip: 6.0 m/s ²
	Disc Sanding w/ Anti-Vibration Side Grip: 2.5 m/s ² or less	Disc Sanding w/ Anti-Vibration Side Grip: 2.5 m/s ² or less	Disc Sanding w/ Anti-Vibration Side Grip: 2.5 m/s ² or less
Sound Pressure Level	80 dB(A)	79 dB(A)	79 dB(A)
Dimensions (L x W x H)	w/ BL1830B / BL1840B / BL1850B / BL1860B: 382x117x140 mm (15"x4-5/8"x5-1/2")	w/ BL1830B / BL1840B / BL1850B / BL1860B: 382x130x145 mm (15"x5-1/8"x5-3/4")	w/ BL1830B / BL1840B / BL1850B / BL1860B: 382x140x145 mm (15"x5-1/2"x5-3/4")
Net weight	2.2 - 2.8 kg (4.8 - 6.1 lbs.)	2.3 - 3.0 kg (5.1 - 6.6 lbs.)	2.3 - 3.0 kg (5.1 - 6.6 lbs.)

Grinding Wheel, Wheel Cover, Side Grip, Lock Nut Wrench, Battery, Charger

Cordless Angle Grinder

18V LXT BL ADT AFT Cordless Angle Grinder, Anti-Restart Function, Electric Brake, Slide Switch Lock-On



LXT BL MOTOR ADT AFT XPT



	DGA406	DGA456	DGA506
Wheel Diameter	100 mm (4")	115 mm (4-1/2")	125 mm (5")
No Load Speed (RPM)	8,500	8,500	8,500
Vibration Level	-	Surface Grinding w/ Anti-Vibration Side Grip: 6.0 m/s ²	Surface Grinding w/ Anti-Vibration Side Grip: 6.0 m/s ²
	-	Disc Sanding w/ Anti-Vibration Side Grip: 2.5 m/s ² or less	Disc Sanding w/ Anti-Vibration Side Grip: 2.5 m/s ² or less
Sound Pressure Level	-	79 dB(A)	79 dB(A)
Dimensions (L x W x H)	362x117x146 mm (14-1/4"x4-5/8"x5-3/4")	362x130x151 mm (14-1/4"x5-1/8"x5-15/16")	362x140x151 mm (14-1/4"x5-1/2"x5-15/16")
Net weight	2.18 - 2.77 kg (4.81 - 6.12 lbs.)	2.34 - 3.03 kg (5.17 - 6.67 lbs.)	2.35 - 3.83 kg (5.18 - 8.45 lbs.)

Grinding Wheel, Toolless Wheel Cover / Wheel Cover, Side Handle, Lock Nut Wrench, Battery, Charger

Cordless Angle Grinder

18V LXT BL ADT AFT Cordless Angle Grinder, Anti-Restart Function, Slide Switch Lock-On



LXT BL MOTOR ADT AFT XPT



	DGA404	DGA454	DGA504
Wheel Diameter	100 mm (4")	115 mm (4-1/2")	125 mm (5")
No Load Speed (RPM)	8,500	8,500	8,500
Vibration Level	Surface Grinding w/ Anti-Vibration Side Grip: 4.0 m/s ²	Surface Grinding w/ Anti-Vibration Side Grip: 6.0 m/s ²	Surface Grinding w/ Anti-Vibration Side Grip: 6.0 m/s ²
	Disc Sanding: 2.5 m/s ² or less	Disc Sanding: 2.5 m/s ² or less	Disc Sanding: 2.5 m/s ² or less
Sound Pressure Level	80 dB(A)	79 dB(A)	79 dB(A)
Sound Power Level	91 dB(A)	-	-
Dimensions (L x W x H)	362x117x140 mm (14-1/4"x4-5/8"x5-1/2")	362x130x145 mm (14-1/4"x5-1/8"x5-3/4")	362x140x145 mm (14-1/4"x5-1/2"x5-3/4")
Net weight	2.1 - 2.71 kg (4.63 - 5.98 lbs.)	2.24 - 2.89 kg (4.93 - 6.37 lbs.)	2.26 - 3.73 kg (4.98 - 8.23 lbs.)

Grinding Wheel, Toolless Wheel Cover / Wheel Cover, Side Handle, Lock Nut Wrench, Battery, Charger

Cordless Angle Grinder

18V LXT Li-Ion Cordless Angle Grinder, Anti-Restart Function, Slide Switch Lock-On



430 mm	DGA402	DGA452
Wheel Diameter	100 mm (4")	115 mm (4-1/2")
No Load Speed (RPM)	11,000	11,000
Vibration Level	-	Surface Grinding: 10.0 m/s ² Disc Sanding: 2.5 m/s ² or less
Sound Pressure Level	-	76 dB(A)
Dimensions (L x W x H)	317x118x118 mm (12-1/2"x4-5/8"x4-5/8")	317x129x126 mm (12-1/2"x5-1/8"x5")
Net weight	1.9 - 2.51 kg (4.19 - 5.54 lbs.)	2.06 - 2.71 kg (4.53 - 5.97 lbs.)

LXT
Grinding Wheel, Wheel Cover, Side Handle, Lock Nut Wrench, Battery, Charger

Cordless Angle Grinder

18V LXT BL Cordless Angle Grinder, Variable Speed, Anti-Restart Function, Electric Brake, Paddle Switch



	DGA418	DGA468	DGA518
Wheel Diameter	100 mm (4")	115 mm (4-1/2")	125 mm (5")
No Load Speed (RPM)	3,000 - 8,500	3,000 - 8,500	3,000 - 8,500
Vibration Level	Surface Grinding w/ Anti-Vibration Side Grip: 4.5 m/s ² Disc Sanding w/ Anti-Vibration Side Grip: 2.5 m/s ² or less	Surface Grinding w/ Anti-Vibration Side Grip: 5.0 m/s ² Disc Sanding w/ Anti-Vibration Side Grip: 2.5 m/s ² or less	Surface Grinding w/ Anti-Vibration Side Grip: 5.5 m/s ² Disc Sanding w/ Anti-Vibration Side Grip: 2.5 m/s ² or less
Sound Pressure Level	80 dB(A)	80 dB(A)	79 dB(A)
Dimensions (L x W x H)	w/ BL1830B / BL1840B / BL1850B / BL1860B: 382x117x146 mm (15"x4-5/8"x5-3/4")	w/ BL1830B / BL1840B / BL1850B / BL1860B: 382x130x151 mm (15"x5-1/8"x6")	w/ BL1830B / BL1840B / BL1850B / BL1860B: 382x140x151 mm (15"x5-1/2"x6")
Net weight	2.2 - 2.9 kg (5 - 6.3 lbs.)	2.4 - 3.1 kg (5.2 - 6.8 lbs.)	2.4 - 3.1 kg (5.3 - 6.8 lbs.)

LXT BL ADT AFT AWS XPT
Grinding Wheel, Wheel Cover, Side Grip, Lock Nut Wrench, Battery, Charger

Cordless Angle Grinder

18V LXT BL Cordless Angle Grinder, Variable Speed, Anti-Restart Function, Electric Brake, Paddle Switch



	DGA417	DGA467	DGA517
Wheel Diameter	100 mm (4")	115 mm (4-1/2")	125 mm (5")
No Load Speed (RPM)	3,000 - 8,500	3,000 - 8,500	3,000 - 8,500
Vibration Level	Surface Grinding w/ Anti-Vibration Side Grip: 4.5 m/s ² Disc Sanding w/ Anti-Vibration Side Grip: 2.5 m/s ² or less	Surface Grinding w/ Anti-Vibration Side Grip: 5.0 m/s ² Disc Sanding w/ Anti-Vibration Side Grip: 2.5 m/s ² or less	Surface Grinding w/ Anti-Vibration Side Grip: 5.5 m/s ² Disc Sanding w/ Anti-Vibration Side Grip: 2.5 m/s ² or less
Sound Pressure Level	80 dB(A)	80 dB(A)	79 dB(A)
Dimensions (L x W x H)	w/ BL1830B / BL1840B / BL1850B / BL1860B: 382x117x146 mm (15"x4-5/8"x5-3/4")	w/ BL1830B / BL1840B / BL1850B / BL1860B: 382x130x151 mm (15"x5-1/8"x6")	w/ BL1830B / BL1840B / BL1850B / BL1860B: 382x140x151 mm (15"x5-1/2"x6")
Net weight	2.2 - 2.9 kg (4.9 - 6.3 lbs.)	2.4 - 3.1 kg (5.2 - 6.7 lbs.)	2.4 - 3.1 kg (5.2 - 6.7 lbs.)

LXT BL ADT AFT XPT
Grinding Wheel, Wheel Cover, Side Grip, Lock Nut Wrench, Battery, Charger

Cordless Angle Grinder

18V LXT BL Cordless Angle Grinder, Variable Speed, Anti-Restart Function, Electric Brake, Paddle Switch, X-LOCK



	DGA419	DGA469	DGA519
Wheel Diameter	100 mm (4")	115 mm (4-1/2")	125 mm (5")
No Load Speed (RPM)	3,000 - 8,500	3,000 - 8,500	3,000 - 8,500
Dimensions (L x W x H)	w/ BL1815N / BL1820B: 382x117x147 mm (15"x4-5/8"x5-3/4") w/ BL1830B / BL1840B / BL1850B / BL1860B: 396x117x147 mm (15-1/2"x4-5/8"x5-3/4")	w/ BL1815N / BL1820B: 382x117x147 mm (15"x4-5/8"x5-3/4") w/ BL1830B / BL1840B / BL1850B / BL1860B: 396x117x147 mm (15-1/2"x4-5/8"x5-3/4")	w/ BL1815N / BL1820B: 382x117x147 mm (15"x4-5/8"x5-3/4") w/ BL1830B / BL1840B / BL1850B / BL1860B: 396x117x147 mm (15-1/2"x4-5/8"x5-3/4")
Net weight	2.5 - 3.1 kg (5.5 - 6.7 lbs.)	2.5 - 3.1 kg (5.6 - 6.8 lbs.)	2.6 - 3.1 kg (5.6 - 6.9 lbs.)

LXT BL ADT AFT XPT XLOCK
Grinding Wheel, Wheel Cover, Side Grip, Lock Nut Wrench, Battery, Charger

Cordless Angle Grinder

18V LXT BL ADT AFT Cordless Angle Grinder, Anti-Restart Function, Electric Brake, Paddle Switch



	DGA408	DGA458	DGA508
Wheel Diameter	100 mm (4")	115 mm (4-1/2")	125 mm (5")
No Load Speed (RPM)	8,500	8,500	8,500
Vibration Level	-	Surface Grinding w/ Anti-Vibration Side Grip: 5.0 m/s ² Disc Sanding w/ Anti-Vibration Side Grip: 2.5 m/s ² or less	Surface Grinding w/ Anti-Vibration Side Grip: 5.5 m/s ² Disc Sanding w/ Anti-Vibration Side Grip: 2.5 m/s ² or less
Sound Pressure Level	-	80 dB(A)	79 dB(A)
Dimensions (L x W x H)	362x117x146 mm (14-1/4"x4-5/8"x5-3/4")	362x130x151 mm (14-1/4"x5-1/8"x5-15/16")	362x140x151 mm (14-1/4"x5-1/2"x5-15/16")
Net weight	2.18 - 2.80 kg (4.81 - 6.17 lbs.)	2.34 - 3.03 kg (5.17 - 6.67 lbs.)	2.35 - 3.83 kg (5.18 - 8.45 lbs.)

LXT BL ADT AFT XPT
Grinding Wheel, Toolless Wheel Cover / Wheel Cover, Side Handle, Lock Nut Wrench, Battery, Charger

Cordless Angle Grinder

18V LXT BL ADT AFT Cordless Angle Grinder, Anti-Restart Function, Paddle Switch



	DGA405	DGA455	DGA505
Wheel Diameter	100 mm (4")	115 mm (4-1/2")	125 mm (5")
No Load Speed (RPM)	8,500	8,500	8,500
Vibration Level	Surface Grinding: 4.5 m/s ² Disc Sanding: 2.5 m/s ² or less	Surface Grinding w/ Anti-Vibration Side Grip: 5.0 m/s ² Disc Sanding: 2.5 m/s ² or less	Surface Grinding w/ Anti-Vibration Side Grip: 5.5 m/s ² Disc Sanding: 2.5 m/s ² or less
Sound Pressure Level	80 dB(A)	80 dB(A)	79 dB(A)
Dimensions (L x W x H)	362x117x140 mm (14-1/4"x4-5/8"x5-1/2")	362x130x145 mm (14-1/4"x5-1/8"x5-3/4")	362x140x145 mm (14-1/4"x5-1/2"x5-3/4")
Net weight	2.08 - 2.69 kg (4.59 - 5.94 lbs.)	2.24 - 2.92 kg (4.93 - 6.45 lbs.)	2.26 - 3.73 kg (4.98 - 8.23 lbs.)

LXT BL ADT AFT XPT
Grinding Wheel, Toolless Wheel Cover / Wheel Cover, Side Handle, Lock Nut Wrench, Battery, Charger

DGD800 / DGD801

18V LXT Li-Ion Cordless 8 mm (1/4") Die Grinder

430 mm

Cordless Die Grinder




DGD800



DGD801

DGD801: Short-nose type

- Compact barrel grip design and lightweight for easy handling
- Slide switch with lock-on for operator convenience
- Vent slots designed to direct exhaust air away from the user
- L.E.D. light flashes red when it is time to recharge the battery
- Built-in L.E.D. protection circuit with over-torque control protects the motor



LXT

Charger, Battery, Collet Cone, Wrench x2

	DGD800	DGD801
Capacity	Collet : 3 mm - 8 mm	Collet : 3 mm - 8 mm
Wheel Diameter	38 mm (1-1/2")	38 mm (1-1/2")
No Load Speed (RPM)	26,000	25,000
Dimensions (L x W x H)	402x82x118 mm (15-3/4"x3-1/4"x4-5/8")	307x82x118 mm (12-1/8"x3-1/4"x4-5/8")
Net weight	1.7 - 2.2 kg (3.8 - 4.9 lbs.)	1.5 - 2 kg (3.3 - 4.3 lbs.)

DPO600 / DPO500

18V LXT BL Brushless Cordless Random Orbit Polisher

Cordless Random Orbit Polisher



- BL motor delivers 0-6,800 OPM, 0-13,600 SPM and 0-780 RPM for faster polishing
- BL motor is electronically controlled to optimize battery energy use for longer run time per charge
- BL motor eliminates carbon brushes, enabling the BL motor to run cooler and more efficiently for longer life
- Selectable two rotation mode: normal mode for rough polishing & finishing mode for fine polishing
- Normal mode is orbital action with forced rotation of the pad for rough polishing such as surface treatment



LXT BL MOTOR XPT



Side Grip (country-specific), Pad (country-specific), Hex Wrench

	DPO600	DPO500
Pad Size	150 mm (6")	125 mm (5")
Orbits Per Minute (OPM)	Normal mode: 0 - 6,800 Finishing mode: 0 - 5,200	Normal mode: 0 - 6,800 Finishing mode: 0 - 5,200
Strokes Per Minute (SPM)	Normal mode: 0 - 13,600 Finishing mode: 0 - 10,400	Normal mode: 0 - 13,600 Finishing mode: 0 - 10,400
No Load Speed (RPM)	Normal mode: 0 - 780 Finishing mode: 0 - 600	Normal mode: 0 - 780 Finishing mode: 0 - 600
Orbit Diameter	5.5 mm (7/32")	5.5 mm (7/32")
Vibration Level	Polishing: 10.0 m/s ²	Polishing: 9.5 m/s ²
Sound Pressure Level	83 dB(A)	82 dB(A)
Sound Power Level	94 dB(A)	93 dB(A)
Dimensions (L x W x H)	530x148x126 mm (20-7/8"x5-7/8"x5")	530x123x134 mm (20-7/8"x4-7/8"x5-1/4")
Net weight	3.1 - 3.6 kg (6.9 - 7.9 lbs.)	3.1 - 3.6 kg (6.9 - 7.9 lbs.)



This movie was filmed in Japan. Models and specs may vary by country.

VIDEO CLIP

DBO180

18V LXT Li-Ion Cordless 125 mm (5") 3-Speed Random Orbit Sander with Built-In Dust Extraction System

Cordless Random Orbit Sander



- Three speed settings (7,000/9,500/11,000 OPM) engineered for faster material removal
- Up to 40 minutes (low speed) and 20 minutes (high speed) of run time on a single charge
- Large 2.8 mm (1/8") random orbit action engineered for fast sanding and swirl-free finish
- One-touch electronic speed control switch provides fast, medium and low settings
- Ergonomically designed body and grip for increased operator comfort



LXT



Charger, Battery, Abrasive Disc, Dust Bag / Dust Box

Pad diameter	123 mm (4-7/8")
Abrasive Disc Size	125 mm (5")
Orbits Per Minute (OPM)	7,000/ 9,500/ 11,000
Dimensions (L x W x H)	175x123x153 mm (6-7/8"x4-7/8"x6")
Net weight	1.4 - 1.7 kg (3 - 3.7 lbs.)

DSL800

18V LXT BL AWS Cordless 225 mm (8-7/8") Variable Speed Drywall Sander

Cordless Drywall Sander

new



- Auto-start Wireless System (AWS) connects to vacuum cleaner with Bluetooth
- Constant speed control for smooth finish
- Better maneuverability regardless of user's size by telescopic pipe
- Optional extension handle for high position operation
- Our advanced cordless technology provides greatly increased maneuverability



LXT BL MOTOR AWS XPT



Abrasive Disc, Hex Wrench, Tool Bag, Wireless Unit (country-specific), Wireless Unit Adapter (country-specific), Battery, Charger

Pad diameter	210 mm (8-1/4")
Abrasive Disc Size	225 mm (8-7/8")
No Load Speed (RPM)	1,000 - 1,800
Vibration Level	Disc Sanding: 2.5 m/s ² or less
Sound Pressure Level	75 dB(A)
Dimensions (L x W x H)	1,100-1,520x259x273 mm (43-1/4"-59-3/4"x10-1/4"x10-3/4")
Net weight	4.5 - 5.7 kg (10.0 - 12.6 lbs.)

DTM51 / DTM50

18V LXT Li-Ion Cordless Multi Tool

Cordless Multi Tool



DTM51



DTM50

DTM51: Toolless clamp

- Toolless clamp system for fast accessory installation (DTM51)
- Variable speed control dial (6,000-20,000 OPM) enables user to match the speed to the application
- 3.2° Oscillation angle engineered for faster, more aggressive cutting and sanding
- 12 Angle settings at every 30° from 0° to 360°
- Easy-to-operate slide switch increases productivity and allows for continuous use



LXT

DTM50 DTM51



Oscillating Multi Tool Accessories, Dust Attachment (country-specific), Tool Box (country-specific), Battery, Charger


	DTM51	DTM50
Oscillations Per Minute (OPM)	6,000 - 20,000	6,000-20,000
Oscillation Angle	Left / Right / Total 1.6° / 1.6° / 3.2°	
Vibration Level	Sanding: 3.0 m/s ² Plunge Saw Blade: 7.0 m/s ² Segmental Saw Blade: 4.5 m/s ²	
Sound Pressure Level	Sanding: 77 dB(A) Plunge Saw Blade: 81 dB(A) Segmental Saw Blade: 76 dB(A)	
Sound Power Level	Sanding: 80 dB(A) Plunge Saw Blade: 92 dB(A) Scraping: 91 dB(A)	
Dimensions (L x W x H)	340x80x122 mm (13-3/8"x3-1/8"x4-13/16")	307x80x122 mm (12-1/4"x3-1/8"x4-13/16")
Net weight	2.0 - 2.4 kg (4.4 - 5.3 lbs.)	1.8 - 2.2 kg (3.9 - 4.8 lbs.)

DLS713 18V LXT Li-Ion Cordless 190 mm (7-1/2") Dual Slide Compound Miter Saw 441

Cordless Slide Compound Miter Saw



- Powerful Makita-built motor delivers 2,200 RPM
- Lightweight for reduced operator fatigue
- Large dimensional lumber capacity: 52 mm (2-1/16") x 300 mm (11-3/4") at 90° and 25 mm (1") x 212 mm (8-3/8") at 45°
- Four steel rail sliding system increases rigidity to produce superior accurate cuts
- Miters 0-47° left and 0-57° right; bevels 0-45° left and 0-5° right



Charger, Battery, TCT Saw Blade, Vertical Vise, Socket Wrench, Triangular Rule, Dust Bag, Holder Set


Blade Diameter	190 mm (7-1/2")
Miter Angle	47° L / 57° R
Bevel Angle	45° L / 5° R
Max Cutting Capacity	90°: 52 x 300 mm (2-1/16" x 11-3/4")
No Load Speed (RPM)	2,200
Sound Pressure Level	88 dB(A)
Sound Power Level	98 dB(A)
Vibration Level	2.5 m/s ² or less
Dimensions (L x W x H)	655x430x454 mm (25-3/4"x17"x17-7/8")
Net weight	12.1 kg (26.7 lbs.)

DLS600 18V LXT BL ADT Cordless 165 mm (6-1/2") Compound Miter Saw, LED Light

Cordless Compound Miter Saw



- Suitable for cutting baseboard and ceiling trim, etc
- High accuracy + Lightweight + Cordless
- Compact and lightweight body provides excellent portability
- Powerful BL Motor delivers 5,000 RPM for fast cutting
- Automatic torque Drive Technology (ADT) adjusts speed and torque during operation for optimum performance



TCT Saw Blade, Dust Bag, Vertical Vise, Hex Wrench, Triangular Rule, Battery, Charger


Blade Diameter	165 mm (6-1/2")
Miter Angle	52° L / 52° R
Bevel Angle	46° L / 46° R
Max Cutting Capacity	90° Miter: 46 x 92 mm (1-13/16" x 3-5/8")
	45° Miter, L/R: 46 x 65 mm (1-13/16" x 2-9/16")
No Load Speed (RPM)	5,000
Sound Pressure Level	90 dB(A)
Sound Power Level	97 dB(A)
Vibration Level	2.5 m/s ² or less
Dimensions (L x W x H)	340x400x440 mm (13-3/8"x15-3/4"x17-1/4")
Net weight	6.3 - 6.6 kg (13.9 - 14.6 lbs.)

DHS661 / DHS660 18V LXT BL AWS ADT Cordless 165 mm (6-1/2") Circular Saw, Electric Brake, Soft Start, Dual LED Lights

Cordless Circular Saw



- Compact and lightweight design for better maneuverability
- Indication lamp using ADT (Automatic torque Drive Technology)
- High-efficiency BL motor provides higher power and more work amount
- Smooth cutting at high rotational speed of 5,000 RPM
- Auto-start Wireless System (AWS) connects to compatible vacuum cleaners with Bluetooth(DHS661)



TCT Saw Blade, Hex Wrench, Rip Fence (Guide Rule), Dust Nozzle (country-specific), Battery, Charger


Blade Diameter	165 mm (6-1/2")
Hole Diameter	15.88 / 20 mm (5/8" / 13/16")
Max Cutting Capacity	90°: 57 mm (2-1/4")
	45°: 41 mm (1-5/8")
	50°: 37 mm (1-7/16")
No Load Speed (RPM)	5,000
Vibration Level	Cutting Wood: 2.5 m/s ² or less
Sound Pressure Level	93 dB(A)
Sound Power Level	104 dB(A)
Dimensions (L x W x H)	270x186x250 mm (10-5/8"x7-3/8"x9-7/8")
Net weight	DHS661: 2.9 - 3.2 kg (6.4 - 7.1 lbs.)
	DHS660: 2.9 - 3.2 kg (6.3 - 7.0 lbs.)

DHS680 18V LXT BL ADT Cordless 165 mm (6-1/2") Circular Saw, Electric Brake, Soft Start, Dual LED Lights

Cordless Circular Saw



- High-efficiency BL motor provides higher power and more work amount
- Smooth cutting at high rotational speed of 5,000 RPM
- Compact and lightweight design
- ADT (Automatic Torque Drive Technology) adjusts speed and torque during operation for optimum performance
- Blower function blows sawdust off the cut line ahead for a better cutting view



Charger, Battery, TCT Saw Blade, Hex Wrench, Rip Fence (Guide Rule), Dust Nozzle


Blade Diameter	165 mm (6-1/2")
Max Cutting Capacity	90°: 57 mm (2-1/4")
	45°: 41 mm (1-5/8")
	50°: 37 mm (1-7/16")
No Load Speed (RPM)	5,000
Vibration Level	Cutting Wood: 2.5 m/s ² or less
Sound Pressure Level	83 dB(A)
Sound Power Level	94 dB(A)
Dimensions (L x W x H)	350x170x238 mm (13-3/4"x6-11/16"x9-3/8")
Net weight	3 - 3.3 kg (6.6 - 7.3 lbs.)

DHS630 18V LXT Li-Ion Cordless 165 mm (6-1/2") Circular Saw, Electric Brake, Dual LED Light 441

Cordless Circular Saw



- Higher cutting capacity: 66 mm (2-5/8") max. cut depth at 0°
- Able to cut up to 66 mm (2-5/8") thick wood with a single stroke
- High maneuverability achieved by well balanced tool design
- Rear dust port exhausts sawdust away from operator for clean and comfortable operation
- Dual LED job light for more visibility



Charger, Battery, TCT Saw Blade, Hex Wrench, Rip Fence (Guide Rule), Dust Nozzle (country-specific)

Blade Diameter	165 mm (6-1/2")
Max Cutting Capacity	90°: 66 mm (2-5/8")
	45°: 46 mm (1-13/16")
No Load Speed (RPM)	3,100
Dimensions (L x W x H)	346x220x247 mm (13-5/8"x8-5/8"x9-3/4")
Net weight	3 - 3.4 kg (6.6 - 7.5 lbs.)


DSS610 / DSS611

18V LXT Li-Ion Cordless 165 mm (6-1/2") Circular Saw

441

Cordless Circular Saw

- Our first cordless circular saw powered by 18V Li-ion battery
- Lightweight and compact design
- Smooth cutting at high rotational speed of 3,700 RPM
- Built-in dust blower directs sawdust away from cutting line
- Built-in L.E.D job light for more illuminated accurate work(DSS610)



Charger, Battery, Carbide-Tipped Saw Blade, Rip Fence (Guide Rule), Hex Wrench

	DSS610	DSS611
Blade Diameter	165 mm (6-1/2")	165 mm (6-1/2")
Max Cutting Capacity	90°: 0-57 mm (2-1/4") 45°: 0-40 mm (1-9/16")	90°: 57 mm (2-1/4") 45°: 40 mm (1-9/16")
No Load Speed (RPM)	3,700	3,700
Dimensions (L x W x H)	347x202x228 mm (13-5/8"x8"x9")	347x202x228 mm (13-5/8"x8"x9")
Net weight	3.0 - 3.4 kg (6.7 - 7.5 lbs.)	2.9 - 3.2 kg (6.4 - 7.1 lbs.)

DSS501

18V LXT Li-Ion Cordless 136 mm (5-3/8") Circular Saw, Electric Brake, Dual LED Lights

430

Cordless Circular Saw

- Well balanced tool design for high maneuverability ensures easy handling even in overhead or horizontal application
- Compact and lightweight design
- 51 mm (2") max cut-depth
- Bevel cuts up to 50 degrees
- Smooth cutting at high rotational speed of 3,600 RPM



Charger, Battery, Carbide-Tipped Saw Blade, Hex Wrench, Rip Fence (Guide Rule)

	DSS501
Blade Diameter	136 mm (5-3/8")
Max Cutting Capacity	90°: 51 mm (2") 45°: 35 mm (1-3/8")
No Load Speed (RPM)	3,600
Dimensions (L x W x H)	364x183x201 mm (14-3/8"x7-1/4"x7-7/8")
Net weight	2.4 - 2.7 kg (5.3 - 6.0 lbs.)

DJV182

18V LXT BL Brushless Cordless Top Handle Jig Saw, 3 Orbital Settings Plus Straight Cutting, Dual LED Lights

Cordless Jig Saw

- Top handle type cordless jig saw powered by Li-ion battery
- Powerful Brushless DC (BLDC) motor
- Excellent performance provides higher productivity
- Lightweight body with the equivalent weight to the AC model
- Trigger switch with lock-on button



Charger, Battery, Jig saw blade set, Cover Plate, Dust Nozzle (country-specific), Anti-Splintering Device, Hex Wrench

	DJV182
Capacity	Wood: 135 mm (5-5/16") Steel: 10 mm (3/8")
Length of Stroke	26 mm (1")
Strokes Per Minute (SPM)	800 - 3,500
Dimensions (L x W x H)	266x77x208 mm (10-1/2"x3"x8-3/16")
Net weight	2.4 - 2.7 kg (5.2 - 5.9 lbs.)

Cutting capacity in wood : when cutting with optional blade No.B-16L

DJV181

18V LXT BL Brushless Cordless Barrel Handle Jig Saw, 3 Orbital Settings Plus Straight Cutting, Dual LED Lights

Cordless Jig Saw

- Barrel handle type cordless jig saw powered by Li-ion battery
- Powerful Brushless DC (BLDC) motor
- Excellent performance provides higher productivity
- Lightweight body with the equivalent weight to the AC model
- Electric brake for maximum productivity and increased operator safety



Charger, Battery, Jig saw blade set, Cover Plate, Dust Nozzle (country-specific), Anti-Splintering Device, Hex Wrench

	DJV181
Capacity	Wood: 135 mm (5-5/16") Steel: 10 mm (3/8")
Length of Stroke	26 mm (1")
Strokes Per Minute (SPM)	800 - 3,500
Dimensions (L x W x H)	298x77x189 mm (11-3/4"x3"x7-1/16")
Net weight	2.3 - 2.6 kg (5.0 - 5.7 lbs.)

Cutting capacity in wood : when cutting with optional blade No.B-16L

DJV180

18V LXT Li-Ion Cordless Top Handle Jig Saw, 3 Orbital Settings Plus Straight Cutting, LED Light

440

Cordless Jig Saw

- High accuracy and high efficiency
- Low vibration and low noise
- Toolless push-in lock system enables extremely quick blade changes
- 3 orbital settings plus straight cutting with a powerful motor for use in a variety of materials
- Variable speed control dial (0 - 2,600 SPM) enables user to match the speed to the application for optimal cutting performance in a variety of materials



Charger, Battery, Jig saw blade set (No. B-10, BR-13, B-22; 2each), Cover Plate, Anti-Splintering Device, Hex Wrench

	DJV180
Capacity	Wood: 135 mm (5-5/16") Steel: 10 mm (3/8")
Length of Stroke	26 mm (1")
Strokes Per Minute (SPM)	0-2,600
Dimensions (L x W x H)	257x73x208 mm (10-1/8"x2-7/8"x8-3/16")
Net weight	2.7 - 3 kg (6 - 6.7 lbs.)

Cutting capacity in wood : when cutting with optional blade No.B-16L

DJR187

18V LXT BL Brushless Cordless Recipro Saw

Cordless Recipro Saw

- Higher cutting speed (Max 3,000 SPM) and modified stroke length (32 mm) provide higher cutting efficiency
- Newly designed vertical crank mechanism minimizes blade deflection and reduces vibration to machine
- Higher durability thanks to More durable mechanism to hold slider and More rigid shoe
- BL Brushless DC motor eliminates carbon brushes, enabling the BL motor to run cooler and more efficiently for longer life
- BL Brushless DC motor with high power to weight and size ratio



LXT BL MOTOR XPT



Recipro Saw Blades, Charger, Battery


Length of Stroke	32 mm (1-1/4")
Strokes Per Minute (SPM)	High / Low: 0 - 3,000 / 0 - 2,300
Capacity	Pipe : 130 mm (5-1/8") Wood: 255 mm (10")
Vibration Level	Cutting Boards: 16.5 m/s ² Cutting Wooden Beams: 15.5 m/s ²
Sound Pressure Level	84 dB(A)
Sound Power Level	95 dB(A)
Dimensions (L x W x H)	439x83x231 mm (17-1/4"x3-1/4"x9-1/8")
Net weight	3.4 - 3.8 kg (7.6 - 8.3 lbs.)

DJR186

18V LXT Li-Ion Cordless Recipro Saw

Cordless Recipro Saw

- Newly designed vertical crank mechanism minimizes blade deflection and reduces vibration to machine
- Higher cutting speed (Max 2,800 SPM) and modified stroke length (32 mm) provide higher cutting efficiency
- Higher durability thanks to More durable mechanism to hold slider and More rigid shoe
- Toolless blade change; Redesign of blade clamp makes it easier to remove a blade
- Ergonomically designed handle with elastomer for more comfortable and controlled operation



LXT XPT



Recipro Saw Blades, Charger, Battery

Length of Stroke	32 mm (1-1/4")
Strokes Per Minute (SPM)	0 - 2,800
Capacity	Pipe : 130 mm (5-1/8") Wood: 255 mm (10")
Vibration Level	Cutting Boards: 13.0 m/s ² Cutting Wooden Beams: 12.5 m/s ²
Sound Pressure Level	84 dB(A)
Sound Power Level	95 dB(A)
Dimensions (L x W x H)	486x81x223 mm (19-1/8"x3-1/16"x8-3/4")
Net weight	3.5 - 3.8 kg (7.6 - 8.3 lbs.)

441

DJR185 / DJR183

18V LXT Li-Ion Cordless Compact Recipro Saw

Cordless Recipro Saw

- Variable speed (0 - 3,000 SPM) combined with a 13 mm (1/2") stroke length for faster and more efficient cutting
- Dual-position on/off switch allows for either paddle or trigger switch operation
- Blade clamp compatible with both reciprocating and jig saw blades (DJR185)
- Toolless blade change system allows for faster blade installation and removal (DJR183)
- Compact design at 392 mm (15-1/2") long; lightweight for convenient operation
- Built-in LED light illuminates the work area



DJR185



DJR183



LXT

▼ DJR185



Charger, Battery, Recipro Saw Blades

	DJR185	DJR183
Capacity	Pipe: 50 mm (2") Wood: 50 mm (2")	Pipe: 50 mm (2") Wood: 50 mm (2")
Length of Stroke	13 mm (1/2")	13 mm (1/2")
Vibration Level	Cutting Boards: 8.0 m/s ² Cutting Wooden Beams: 7.0 m/s ²	Cutting Boards: 8.0 m/s ² Cutting Wooden Beams: 7.0 m/s ²
Strokes Per Minute (SPM)	0-3,000	0-3,000
Sound Pressure Level	76 dB(A)	77 dB(A)
Dimensions (L x W x H)	392x81x209 mm (15-1/2"x3-1/16"x8-1/4")	392x81x209 mm (15-1/2"x3-1/16"x8-1/4")
Net weight	1.5 - 1.8 kg (3.4 - 4.1 lbs.)	1.5 - 1.7 kg (3.3 - 3.8 lbs.)

DJR188

18V LXT BL Brushless Cordless Recipro Saw

Cordless Recipro Saw

- Compact and lightweight for increased maneuverability
- Ergonomically designed handle with elastomer for more comfortable and controlled operation
- Ergonomically designed handle fits your hand well, even during difficult cutting applications such as overhead application, cutting with the saw upside down, etc
- Soft grip provides more comfort and control
- High cutting speed (Max 3,000 SPM) and stroke length (20 mm) provide higher cutting efficiency



LXT BL MOTOR XPT



Recipro Saw Blades, Battery, Charger

Length of Stroke	20 mm (13/16")
Strokes Per Minute (SPM)	0 - 3,000
Capacity	Pipe : 130 mm (5-1/8") Wood: 255 mm (10")
Vibration Level	Cutting Boards: 15.5 m/s ² Cutting Wooden Beams: 15.0 m/s ²
Sound Pressure Level	83 dB(A)
Sound Power Level	94 dB(A)
Dimensions (L x W x H)	w/ BL1830B / BL1840B / BL1850B / BL1860B: 316x81x220 mm (12-1/2"x3-3/16"x8-5/8")
Net weight	2.6 - 2.9 kg (5.7 - 6.4 lbs.)



This movie was filmed in Japan. Models and specs may vary by country.

VIDEO CLIP

DSD180

18V LXT Li-Ion Cordless Drywall Saw

Cordless Drywall Saw

- Ideal for cutting holes in drywalls when setting ceiling lights, air vents etc
- More suitable for straight cuts compared with general cut-out tools
- Dust box designed to catch dust in overhead applications for comfortable work
- Excellent tool balance allows easy overhead application
- Easy straight cutting achieved by the blade shape and cutting system



LXT



Blade, Blade Cover, Base Cover, Hex Wrench, Battery, Charger

Strokes Per Minute (SPM)	0 - 6,000
Length of Stroke	6 mm (1/4")
Capacity	Drywall: 30 mm (1-3/16") Wood: 15 mm (9/16")
Vibration Level	Cutting Drywall (thickness 30mm): 2.5 m/s ² Cutting Chip Board (thickness 15mm): 5.0 m/s ²
Sound Pressure Level	79 dB(A)
Dimensions (L x W x H)	263x79x291 mm (10-3/8"x3-1/8"x11-3/8")
Net weight	1.7 - 2.0 kg (3.8 - 4.5 lbs.)

DKP181

Cordless Planer

new

- BL motor delivers high power
- Auto-start Wireless System (AWS) connects to vacuum cleaner with Bluetooth
- Automatic torque Drive Technology (ADT) adjusts cutting speed and torque during cut for optimum performance
- Both-side chip ejection
- Shiplapping : 25 mm (1")



LXT BL MOTOR AWS ADT



Planer Blade, Blade Gauge, Guide Rule, Socket Wrench, Dust Nozzle

Planing Width	82 mm (3-1/4")
Planing Depth	3 mm (1/8")
No Load Speed (RPM)	12,000
Dimensions (L x W x H)	366x156x166 mm (14-3/8"x6-1/8"x6-1/2")
Net weight	3.3 - 3.6 kg (7.3 - 7.9 lbs.)

Shiplapping : 25 mm (1")

DKP180

Cordless Planer

18V LXT Li-Ion Cordless 82 mm (3-1/4") Planer

441

- 2-blade cutter head with double edge carbide blades for added performance and smooth finish
- High power-to-weight ratio; Lightweight
- 14,000 RPM motor engineered for faster stock removal
- Click depth adjustment knob with easy-to-read scale with settings from 0 mm (0") to 2 mm (5/64") for precise depth adjustment
- Spring-loaded stand elevates the base to protect the blades and workpiece



LXT



Planer Blade, Blade Gauge, Guide Rule, Socket Wrench, Dust Nozzle

Planing Width	82 mm (3-1/4")
Planing Depth	2.0 mm (5/64")
No Load Speed (RPM)	14,000
Dimensions (L x W x H)	333x157x160 mm (13-1/8"x6-3/16"x6-5/16")
Net weight	3.2 - 3.5 kg (7.1 - 7.9 lbs.)

Shiplapping : 9mm (11/32")


DPJ180

Cordless Plate Joiner

18V LXT Li-Ion Cordless Plate Joiner

430

- Rack-and-pinion vertical fence system engineered for accurate fence adjustments
- 6,500 RPM for quick and precise cutting in a variety of woods
- Cast aluminum pivot fence with three positive stops at 0°, 45° and 90°, and easy centering on 20 mm (3/4") material
- Six depth settings with one-touch stops for #0, #10, and #20 and most common biscuits sizes



LXT



Charger, Battery, Cutter Blade, Angle Guide, Lock Nut Wrench, Set Plate, Dust Bag

Blade Diameter	100 mm (4")
Max cutting depth	20 mm (3/4")
No Load Speed (RPM)	6,500
Dimensions (L x W x H)	351x139x149 mm (13-3/4"x5-1/2"x5-7/8")
Net weight	2.8 - 3.1 kg (6.2 - 6.8 lbs.)

DCO180

Cordless Cut-Out Tool

18V LXT Li-Ion Cordless 6.35 mm (1/4") Cut-Out Tool

430

- Makita-built motor delivers 30,000 RPM for fast cutting
- Vent slots direct air and debris away from the operator
- Slide switch with lock-on for operator convenience
- Slim body design (2-1/4" diameter) for comfort and control
- Lightweight for reduced operator fatigue



LXT



Diamond Wheel, Collet nut, Collet cone 6.35mm (1/4"), Collet Sleeve (for 3.18 mm bit), Wrench 17, Wrench holder

Capacity	Collet : 3.18 mm or 6.35 mm (1/8" or 1/4")
No Load Speed (RPM)	30,000
Dimensions (L x W x H)	296x77x118 mm (11-5/8"x3"x4-5/8")
Net weight	1.5 - 1.8 kg (3.3 - 4 lbs.)

DRT50

Cordless Trimmer

18V LXT BL Brushless Cordless 6 mm (1/4"), 8 mm (3/8") Variable Speed Trimmer with Dual LED Lights

- Up to 10% faster trimming than corded model RT0700C
- BL motor delivers the power and performance for corded demands
- Cordless for easy maneuverability
- Aluminum base for higher durability and accuracy
- Plastic cover plate protects workpiece from scratches



LXT BL MOTOR



Collet Cone, Trimmer Base Assembly, Straight Guide Assembly, Templet Guide, Wrench x2, Trimmer Guide, Battery, Charger

Collet Capacity	6 mm, 8 mm or 1/4", 3/8"
No Load Speed (RPM)	10,000 - 30,000
Plunge Capacity	w/ Trimmer Base: 0 - 40 mm (0" - 1-9/16") w/ Plunge Base: 0 - 35 mm (0" - 1-3/8")
Vibration Level	Rotation w/o Load: 2.5 m/s ² or less Cutting Grooves in MDF: 4.5 m/s ²
Sound Pressure Level	78 dB(A)
Dimensions (L x W x H)	w/ BL1830B / BL1840B / BL1850B / BL1860B: 134x89x226 mm (5-1/4"x3-1/2"x8-7/8")
Net weight	1.8 - 2.1 kg (3.9 - 4.6 lbs.)



This movie was
filmed in Japan.
Models and specs
may vary by country.

DGP180 18V LXT Li-Ion Cordless Grease Gun

Cordless Grease Gun

new

- Auto-switching mode for increased operability
- Powerful motor delivers up to 69 MPa (10,000 PSI) of max pressure
- Features two speed modes; Slow and Auto-Switching
- Variable speed trigger allows the user to adjust discharge rate
- Lock-on button for user convenience during longer work periods



LXT



Shoulder Belt, Hose, Adapter, Barrel B, Battery, Charger

Strokes Per Minute (SPM)	430
Max Feed Pressure	69 MPa
Hose Length	120 cm (47-1/4")
Dimensions (L x W x H)	390x100x240 mm (15-3/8"x3-15/16"x9-1/2")
Net weight	4.2 - 6.0 kg (9.3 - 13.2 lbs.)

DVP180 18V LXT Li-Ion Cordless Vacuum Pump

Cordless Vacuum Pump

- Cordless vacuum pump for air purge during installation of room air conditioner
- Removes all air from refrigerant tubing to create a vacuum environment before the tubing is charged with refrigerant gas
- Compression type: Oil rotary type (vane type), Single stage
- Easy to carry with a compact and lightweight body



Not compatible with 2.0Ah, 1.5Ah batteries



LXT

Vacuum Pump Oil, Adapter, Battery, Charger

Flow rate	50 L/min
Ultimate vacuum	20 Pa (150 microns)
Motor speed	3,840 min ⁻¹
Oil Tank Capacity	115 mL
Inlet port	5/16"
Dimensions (L x W x H)	265x93x175 mm (10-3/8"x3-5/8"x6-7/8")
Net weight	3.5 kg

Net weight: With BL1830/ BL1840/ BL1850 and Oil

DUB182 18V LXT Li-Ion Cordless Variable 3-Speed Blower

Cordless Blower

- Variable speed (0-18,000 RPM) for optimum speed control
- Compact and ergonomic design at only 525 mm (20-3/4") long
- Lightweight for reduced operator fatigue
- Rubberized soft grip handle for increased operator comfort



LXT



Charger, Battery, Nozzle assembly

Air volume	2.6 m ³ /min
Air speed	80 m/s
Air Pressure	5.4 kPa (550 mmH ₂ O)
No Load Speed (RPM)	0-18,000
Sound Pressure Level	85 dB(A)
Sound Power Level	95 dB(A)
Vibration Level	2.5 m/s ²
Dimensions (L x W x H)	525x155x212 mm (20-3/4"x6-1/8"x8-3/8")
Net weight	1.7 kg (3.7 lbs.)

DVR850 / DVR450 / DVR350 18V LXT Li-Ion Cordless Concrete Vibrator

Cordless Concrete Vibrator

- Light weight for comfortable operation
- Dual switch for max control in horizontal and vertical positions
- Protective cover on switch and battery prevents contamination



LXT

Charger, Battery, Carrying case for battery and charger

Diameter of vibrator	25 mm (1")
Flexible Shaft Assembly Length	DVR850: 2,400 mm (8 ft) DVR450: 1,200 mm (4.0 ft) DVR350: 800 mm (2.6 ft)
Vibrations Per Minute (VPM)	DVR850: 12,500 DVR450, DVR350: 13,000
Dimensions (L x W x H)	DVR850: 2,683x93x250 mm (105-1/2"x3-5/8"x9-7/8") DVR450: 1,483x93x250 mm (58-1/2"x3-5/8"x9-7/8") DVR350: 1,083x93x250 mm (42-3/4"x3-5/8"x9-7/8")
Net weight	DVR850: 4.5 - 5.5 kg (9.9 - 12.0 lbs.) DVR450: 3.3 - 3.8 kg (7.3 - 8.3 lbs.) DVR350: 2.9 - 3.3 kg (6.5 - 7.4 lbs.)

DCG180 18V LXT Li-Ion Cordless Caulking Gun

Cordless Caulking Gun

- Delivers an industry-leading 5,000 N (1,100 lbs) of dispensing force to work with the highest viscosity adhesives and sealants
- 5 speed dial optimizes flow rate from 0 - 28 mm/sec. (0 - 66 IPM)
- Variable speed trigger allows user to match the speed to the application
- 360° rotatable cartridge holder fits 800 mL, 600 ml and 300 ml cartridges
- Drip-reduction feature automatically relieves pressure on the material when trigger is released to prevent unintentional dispensing



LXT



Holder, Holder Joint, Piston, Rubber Ring, Nozzle, Battery, Charger

Max Dispensing Force	5,000 N (1,100 lbs)
No load speed	0 - 28 mm/sec. (0 - 66 in/min.)
Holder Size	300, 600, 800 mL
Sound Pressure Level	70 dB(A) or less
Vibration Level	Operation w/o Load: 2.5 m/s ² or less
Dimensions (L x W x H)	404x108x281 mm (15-7/8"x4-1/4"x11-1/8")
Net weight	2.1 - 3 kg (4.7 - 6.6 lbs.)

DRV250 / DRV150 18V LXT BL Brushless Cordless Rivet Gun

Cordless Rivet Gun



- Jaw case designed to enable tight space operation
- The short center height allows for tight space operation such as close-to-wall riveting
- Compatible with various sizes of blind rivets
- A wide range of nose pieces and jaw pushers allow for tightening various sizes of blind rivets
- Compatible rivet diameter: 2.4 - 6.4mm(DRV250), 2.4 - 4.8mm(DRV150)



LXT BL MOTOR XPT



Hook, Grease, Accessory Set, Battery, Charger

Pulling Force	DRV250: 20 kN (4,500 lbs.) / DRV150: 10 kN (2,200 lbs.)
Stroke	DRV250: 30 mm (1-3/16") / DRV150: 25 mm (1")
Rivet Diameter Range	DRV250: 2.4 - 6.4 mm (3/32" - 1/4")
	DRV150: 2.4 - 4.8 mm (3/32" - 3/16")
Vibration Level	Installing Blind Rivet: 2.5 m/s ² or less
Sound Pressure Level	DRV250: 74 dB(A) / DRV150: 75 dB(A)
Dimensions (L x W x H)	w/ BL1815N / BL1820B: DRV250: 323x80x270 mm (12-3/4"x3-1/8"x10-5/8") DRV150: 313x80x270 mm (12-3/8"x3-1/8"x10-5/8") w/ BL1830B / BL1840B / BL1850B / BL1860B: DRV250: 323x80x287 mm (12-3/4"x3-1/8"x11-1/4") DRV150: 313x80x287 mm (12-3/8"x3-1/8"x11-1/4")
Net weight	DRV250: 2.1 - 2.4 kg (4.6 - 5.3 lbs.) DRV150: 1.9 - 2.2 kg (4.2 - 4.9 lbs.)

Cordless Brad Nailer

DFN350

Compact & Lightweight



Trigger lock



Driving depth adjustment



Good tool balance



Center of gravity

LED job light



with window for check of remaining nails.



Nail outlet port placed in the center of the contact top

allows for easy aiming for precision nail placement.



Spike grips workpiece firmly regardless of the position of the contact top.

upside


sideways

downside



Counterweight mechanism

reduces vibration by moving a counterweight in the opposite direction of the piston.



DFN350 18V LXT Li-Ion Cordless 18 Ga 35 mm (1-3/8") Brad Nailer

Cordless Brad Nailer



new

- Ideal for light duty applications such as fastening chamfer strip to concrete form plywood wall
- Contact top designed for easy nail placement; Nail shooting port is located in the center of contact arm, enabling accurate nail placement
- Anti-slip contact top grips workpiece firmly regardless of the position of contact top, allowing for shooting nail into chamfer strip
- Slim nose adapter with a narrow tip width can be inserted into up to 6 mm wide groove of baseboard
- Contact arm mechanism enables "continuous nailing" and "drag nailing"



LXT XPT



Safety Goggles, Nose Adapter, Hex Wrench, Belt Clip, Battery, Charger

Capacity	Length: 15 - 35 mm (5/8" - 1-3/8")
	Gauge: 18 Ga
Magazine Capacity	110
Shot q'ty on a single full battery charge	w/ BL1850B: 4,000
Vibration Level	2.5 m/s ² or less
Sound Pressure Level	81 dB(A)
Sound Power Level	92 dB(A)
Dimensions (L x W x H)	w/ BL1830B / BL1840B / BL1850B / BL1860B: 257x79x228 mm (10-1/8"x3-1/8"x9")
Net weight	2.1 - 2.4 kg (4.6 - 5.3 lbs.)

DBN600

18V LXT Li-Ion Cordless 16 Ga 64 mm (2-1/2") Finish Nailer

Cordless Finish Nailer



- Compact center height allows quick and easy access to a desired fastening point at a corner of a room
- Drives a range of 16 gauge finish nails from 25 mm (1") to 64 mm (2-1/2"); magazine capacity up to 110 nails
- 2-mode selector switch for sequential or bump fire mode
- Sequential mode suits for driving a nail carefully and accurately
- Bump fire mode drives nails repetitively for quick operation



LXT



Safety Goggles, Nose Adapter, Belt Clip, Battery, Charger

Capacity	Length: 25 - 64 mm (1" - 2-1/2") Gauge: 16 Ga
Magazine Capacity	110
Quick response (pcs per second)	1 - 1.5
Center Height	35 mm (1-3/8")
Vibration Level	2.5 m/s ² or less
Sound Pressure Level	89 dB(A)
Sound Power Level	100 dB(A)
Dimensions w/ Belt Clip (L x W x H)	w/ BL1830B / BL1840B / BL1850B / BL1860B: 296x108x318 mm (11-5/8"x4-1/4"x12-1/2")
Net weight	3.4 - 3.8 kg (7.5 - 8.4 lbs.)

DBN500

18V LXT Li-Ion Cordless 18 Ga 50 mm (2") Brad Nailer

440

Cordless Brad Nailer



- Drives a range of 18 gauge brad nails from 15 mm (5/8") to 50 mm (2"); magazine capacity up to 110 nails
- 2-Mode selector switch for sequential or contact nailing operation
- Easy to use "tool-less" depth adjustment dial for a wide variety of finish applications
- Anti-dry fire mechanism engineered to prevent driving blanks and damage to work surface
- Battery gauge indicates battery charge level



LXT



Charger, Battery, Safety Goggles, Nose Adapter, Hex Wrench, Belt Clip

Capacity	Length: 15 - 50 mm (5/8" - 2") Gauge: 18 Ga
Magazine Capacity	110
Quick response (pcs per second)	1.5 - 2
Center Height	28 mm (1-1/8")
Vibration Level	2.5 m/s ² or less
Sound Pressure Level	79 dB(A)
Dimensions (L x W x H)	294x97x318 mm (11-5/8"x3-13/16"x12-1/2")
Net weight	3.2 - 3.5 kg (7.05 - 7.72 lbs.)

DPT353

18V LXT Li-Ion Cordless 23 GA 35 mm (1-3/8") Pin Nailer

Cordless Pin Nailer



- Low reaction force mechanism enables easier long pin nailing and high-quality finish
- Easy-to-see slim nose tip allows quick and easy access to a desired fastening point
- Nails can be fired in the groove of baseboard
- Shoots 6,400 nails on a single full BL1860B charge
- Contact arm mechanism enables "continuous nailing" and "drag nailing"



LXT



Nose Adapter, Safety Goggles, Belt Clip, Hex Wrench, Battery, Charger

Capacity	Length: 15, 18, 25, 30, 35 mm (5/8", 11/16", 1", 1-3/16", 1-3/8") Dia.: 0.6 mm (1/32") Gauge: 23 Ga
Magazine Capacity	120
Vibration Level	2.5 m/s ² or less
Sound Pressure Level	76 dB(A)
Dimensions (L x W x H)	257x79x226 mm (10-1/8"x3-1/8"x8-7/8")
Net weight	2.0 - 2.3 kg (4.4 - 5.1 lbs.)

DST221

18V LXT Li-Ion Cordless 10 mm (3/8") Stapler

Cordless Stapler



- Compact and powerful stapler can drive a wide range of 10 mm (3/8") staple lengths for multiple job applications
- Drives 10, 13, 16, 19, 22mm (3/8", 1/2", 5/8", 3/4", 7/8") length staples; also utilizes Arrow T50 type staples
- A convenient window on magazine shows the number of remaining staples
- Spring-loaded driving mechanism allows for a more compact tool with less weight
- Rugged machined aluminum magazine ensures smooth loading and feeding of staples



LXT



Safety Goggles, Hook, Battery, Charger

Staple	Width: 10 mm (3/8") Length: 10, 13, 16, 19, 22 mm (3/8", 1/2", 5/8", 3/4", 7/8") Gauge: 0.6 x 1.2 mm (1/32" x 1/16")
Magazine Capacity	98
Vibration Level	3.5 m/s ²
Sound Pressure Level	82 dB(A)
Sound Power Level	93 dB(A)
Dimensions (L x W x H)	251x91x212 mm (9-7/8"x3-5/8"x8-3/8")
Net weight	2.1 - 2.4 kg (4.7 - 5.3 lbs.)

DST112

18V LXT Li-Ion Cordless 10 mm (3/8") RT Stapler

Cordless Stapler



- Compact and ergonomic design at only 235 mm (9-1/4") long with BL1860B
- Lightweight for reduced operator fatigue
- Built-in LED job light illuminates the work area
- Operable in either way of "contact actuation" or "single sequential actuation"
- Contact actuation mode drives staples repetitively for quick operation



LXT XPT



Safety Goggles, Hook, Battery, Charger

Staple	Width: 10 mm (3/8") Length: 7 - 10 mm (9/32" - 3/8") Gauge: 0.5 x 0.7 mm
Magazine Capacity	150 (max 160)
Vibration Level	2.5 m/s ² or less
Sound Pressure Level	76 dB(A)
Dimensions (L x W x H)	235x79x165 mm (9-1/4"x3-1/8"x6-1/2")
Net weight	1.5 - 1.8 kg (3.4 - 4.0 lbs.)

18V**Li-Ion** Ah 6.0 5.0 4.0 3.0 2.0 1.5


Battery & charger time reference chart P.20 / Accessory index P.198

Cordless Hedge Trimmer

DUH604S 600 mm (23-5/8") / DUH754S 750 mm (29-1/2")

new**18V LXT BL Brushless Cordless Hedge Trimmer****DUH604S**

Blade Length: 600 mm (23-5/8")



600mm

750mm

DUH754S

Blade Length: 750 mm (29-1/2")

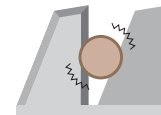
Variable 3-speed



High : 0-4,400 SPM
 Medium : 0-3,600 SPM
 Low : 0-2,000 SPM

BL MOTOR
XPT**Reverse rotation system**

for freeing the blade when it is jammed by thick branches.

**Light weight****4.0kg**with BL1850B (5.0Ah)
battery**High speed**

strokes per minute

4,400min⁻¹High speed mode
(No load speed)

	DUH604S	DUH754S
Blade Length	600 mm (23-5/8")	750 mm (29-1/2")
Max Cutting Capacity	23.5 mm (15/16")	23.5 mm (15/16")
Sound Pressure Level	79.3 dB(A)	80.6 dB(A)
Sound power level	90.3 dB (A)	91.6 dB (A)
Vibration Level	2.5 m/s ² or less	2.5 m/s ² or less
Strokes Per Minute (SPM)	High / Med / Low: 0 - 4,400 / 0 - 3,600 / 0 - 2,000	High / Med / Low: 0 - 4,400 / 0 - 3,600 / 0 - 2,000
Dimensions (L x W x H)	1,057x280x147 mm (41-1/2"x11"x5-3/4")	1,198x280x147 mm (47-1/4"x11"x5-3/4")
Net weight	4.0 kg (8.8 lbs.)	4.1 kg (9.0 lbs.)

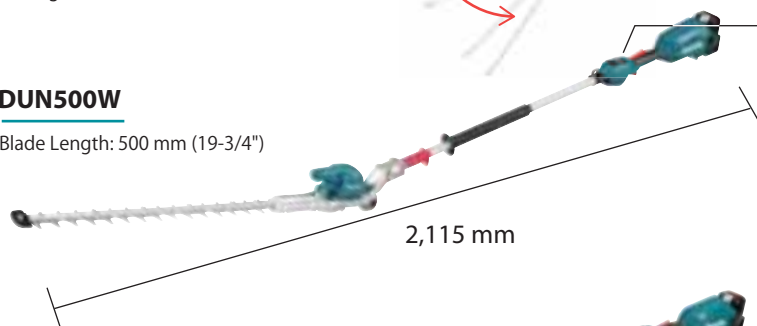
Blade Cover, Safety Goggles (country-specific), Chip Receiver (country-specific), Battery, Charger

**Cordless Pole Hedge Trimmer**

DUN500W, DUN501W 500 mm (19-3/4") / DUN600L, DUN601L 600 mm (23-5/8")

new**18V LXT BL Brushless Cordless Pole Hedge Trimmer****Cutting blade angle (DUN500W)**115° foldable for easy transport and storage:
Buil-in clutch works to stop the blade motion
even if the throttle lever is touched while 115°
folding.**BL MOTOR**
XPT**DUN500W**


Blade Length: 500 mm (19-3/4")



2,115 mm

DUN600L

Blade Length: 600 mm (23-5/8")



2,050 mm

Variable 3-speed



High : 0-4,400 SPM
 Medium : 0-3,600 SPM
 Low : 0-2,000 SPM

	DUN500W / DUN501W	DUN600L / DUN601L
Blade Length	500 mm (19-3/4")	600 mm (23-5/8")
Max Cutting Capacity	23.5 mm (15/16")	23.5 mm (15/16")
Sound Pressure Level	81.5 dB(A)	82.5 dB(A)
Sound Power Level	92.5 dB (A)	93.5 dB (A)
Vibration Level		
Left hand (Front grip / Handle)	4.7 m/s ²	3.8 m/s ²
Right hand (Rear grip)	2.5 m/s ² or less	2.7 m/s ²
Strokes Per Minute (SPM)	High / Med / Low: 4,400 / 3,600 / 2,000	High / Med / Low: 4,400 / 3,600 / 2,000
Overall length	2,115 mm	2,050 mm
Net weight	4.5 kg (9.9 lbs.)	4.4 kg (9.7 lbs.)

Blade Cover, Harness, Battery, Charger



DUC204 / DUC254 18V LXT BL Brushless Cordless Chain Saw

Cordless Chain Saw



- High cutting performance, ultra lightweight top handle chain saw equivalent to compact engine chain saw
- Outer rotor BL motor direct-drive system provides high cutting performance equivalent to a compact engine chain saw; 0-24.0 m/s (0-1,440 m/min) (0-4,720 FPM)
- Thick branch mode / torque boost mode enables to cut thick branches by temporarily boosting current limiter
- Ideal for pruning application
- Ultra lightweight for reduced operator fatigue



LXT BL MOTOR XPT



Saw Chain, Guide Bar, Guide Bar Cover, Wrench, Accessory Bag, Battery, Charger

	DUC204	DUC254
Guide Bar Length	200 mm (8")	250 mm (10")
Cutting Length	174.5 mm	240 mm
Chain Pitch	3/8"	3/8"
Chain Gauge	1.1 mm (0.043")	1.1 mm (0.043")
Chain Speed	0-24 m/s (0-1,440 m/min)	0-24 m/s (0-1,440 m/min)
	(0 - 4,720 FPM)	(0 - 4,720 FPM)
Chain Oil Tank Volume	140 mL (4.7 US oz)	140 mL (4.7 US oz)
Sound Pressure Level	92.2 dB(A)	92.2 dB(A)
Sound Power Level	103.2 dB(A)	103.2 dB(A)
Vibration Level	Cutting Wood: 3.1 m/s ²	Cutting Wood: 3.1 m/s ²
Dimensions (L x W x H)	w/o Guide Bar: 258x184x191 mm (10-1/8"x7-1/4"x7-1/2")	w/o Guide Bar: 258x184x191 mm (10-1/8"x7-1/4"x7-1/2")
Net weight	2.8 - 3.1 kg (6.2 - 6.8 lbs.)	2.8 - 3.2 kg (6.2 - 6.9 lbs.)

DUC254C 18V LXT BL Brushless Cordless 25 cm (10") Chain Saw, Carbing Bar

Cordless Chain Saw



- High cutting performance, ultra lightweight top handle chain saw equivalent to compact engine chain saw
- Outer Rotor BL Motor direct-drive system provides high cutting performance equivalent to a compact engine chain saw; 0-22.5 m/s (0-1,350 m/min) (0-4,430 FPM)
- Thick branch mode / torque boost mode enables to cut thick branches by temporarily boosting current limiter
- Ideal for pruning application
- Ultra lightweight for reduced operator fatigue

LXT BL MOTOR XPT



Saw Chain, Guide Bar, Guide Bar Cover, Wrench, Accessory Bag, Battery, Charger

Guide Bar Length	250 mm (10")
Cutting Length	254 mm
Chain Pitch	1/4"
Chain Gauge	1.3 mm (0.05")
Chain Speed	0 - 22.5 m/s (0 - 1,350 m/min) (0 - 4,430 FPM)
Chain Oil Tank Volume	140 mL (4.7 US oz)
Sound Pressure Level	92.2 dB(A)
Sound Power Level	103.2 dB(A)
Vibration Level	Cutting Wood: 4.1 m/s ²
Dimensions (L x W x H)	w/o Guide Bar: 258x184x191 mm (10-1/8"x7-1/4"x7-1/2")
Net weight	2.9 - 3.3 kg (6.3 - 7.3 lbs.)


DUC122 18V LXT Li-Ion Cordless 11.5 cm (4-1/2") Chain Saw

430 mm

Cordless Chain Saw



- The perfect chain saw for limbing, powered by 18V LXT
- Makita-built motor delivers 5.0 m/s (300 m/min) (980 FPM) for increased cutting speed
- 11.5 cm (4-1/2") guide bar is ideal for limbing
- "Tool-less" chain adjustments for convenient operation and maintenance
- Low noise level and zero emissions for operator comfort



LXT



Saw Chain, Guide Bar, Guide Bar Cover, Oil supply (country-specific), File, Battery, Charger

Guide Bar Length	115 mm (4-1/2")
Chain Pitch	1/4"
Chain Gauge	1.3 mm (0.05")
Chain Speed	5.0 m/s (300 m/min) (980 FPM)
Chain Oil Tank Volume	80 mL (2.7 US oz)
Sound Pressure Level	84.6 dB(A)
Sound Power Level	92.7 dB(A)
Vibration Level	Cutting Wood: 4.3 m/s ²
Dimensions (L x W x H)	422x195x215 mm (16-5/8"x7-5/8"x8-1/2")
Net weight	2.6 kg (5.7 lbs.)

DUH501 / DUH601 / DUH751 18V LXT BL Brushless Cordless Hedge Trimmer

Cordless Hedge Trimmer



- Reliable cutting performance like engine/AC hedge trimmers
- Optimum blade shape for smooth cutting and long run time
- New triple-edged cutting teeth are designed to easily catch and firmly hold twigs, also featuring excellent sharpness
- Curved blades reduce friction resistance to suppress energy loss
- The no load continuous run time on a full battery charge is the same or longer than that on a full tank of petrol



LXT BL MOTOR XPT



Blade Cover, Safety Goggles (country-specific), Chip Receiver (country-specific), Battery, Charger


Blade Length	DUH501: 500 mm (19-3/4") DUH601: 600 mm (23-5/8") DUH751: 750 mm (29-1/2")
Max Cutting Capacity	23.5 mm (15/16")
Strokes Per Minute (SPM)	High / Med / Low: 0 - 4,400 / 0 - 3,600 / 0 - 2,000
Sound Pressure Level	DUH501, DUH751: 84 dB(A) DUH601: 82 dB(A)
Sound Power Level	DUH501, DUH751: 97 dB(A) DUH601: 95 dB(A)
Vibration Level	2.5 m/s ²
Dimensions (L x W x H)	DUH501: 1,016x225x192 mm (40"x8-7/8"x7-1/2") DUH601: 1,121x225x192 mm (44-1/4"x8-7/8"x7-1/2") DUH751: 1,261x225x192 mm (49-5/8"x8-7/8"x7-1/2")
Net weight	3.8 - 4.5 kg (8.4 - 9.8 lbs.)

DUH502 / DUH602 / DUH752 18V LXT BL Brushless Cordless Hedge Trimmer

Cordless Hedge Trimmer



- BL motor delivers 4,400 SPM for faster cutting
- Excellent balance of high power and lightweight maneuverability has been achieved by using one 18V LXT battery as the power source
- Double action switch for increased safety
- Variable 3-speed (High: 0-4,400, Medium: 0-3,600, Low: 0-2,000 SPM) design for optimum speed control
- Constant speed control maintains constant speed under load



LXT BL MOTOR XPT



Blade Cover, Safety Goggles (country-specific), Chip Receiver (country-specific), Battery, Charger

Blade Length	DUH502: 500 mm (19-5/8") DUH602: 600 mm (23-5/8") DUH752: 750 mm (29-1/2")
Max Cutting Capacity	21.5 mm (7/8")
Strokes Per Minute (SPM)	High / Med / Low: 0 - 4,400 / 0 - 3,600 / 0 - 2,000
Vibration Level	2.5 m/s ²
Dimensions (L x W x H)	DUH502: 1,016x225x192 mm (40"x8-7/8"x7-1/2") DUH602: 1,121x225x192 mm (44-1/4"x8-7/8"x7-1/2") DUH752: 1,261x225x192 mm (49-5/8"x8-7/8"x7-1/2")
Net weight	3.8 - 4.5 kg (8.4 - 9.8 lbs.)

DUH523 / DUH483**Cordless Hedge Trimmer****18V LXT Li-Ion Cordless Hedge Trimmer**

- Delivers 2,700 SPM for increased cutting speed
- Improved soft grip design for maximum user comfort
- Anti-vibration structure is engineered with five cushions within the motor housing to help minimize vibration

**LXT**

Charger, Battery, Blade Cover

	DUH523	DUH483
Blade Length	520 mm (20-1/2")	480 mm (18-7/8")
Strokes Per Minute (SPM)	2,700	2,700
Sound Pressure Level	77 dB(A)	75 dB(A)
Sound Power Level	84.3 dB(A)	83.8 dB(A)
Vibration Level	2.5 m/s ²	2.5 m/s ²
Dimensions (L x W x H)	938x195x193 mm (37"x7-5/8"x7-5/8")	888x195x193 mm (35"x7-5/8"x7-5/8")
Net weight	3.0 - 3.4 kg (6.7 - 7.5 lbs.)	3 - 3.3 kg (6.5 - 7.2 lbs.)

DUR189**Cordless Grass Trimmer****18V LXT BL ADT Cordless Grass Trimmer, Short Telescopic Pipe, Loop Handle**

- Automatic torque Drive Technology (ADT) adjusts speed and torque during operation for optimum performance
- Comfortable short telescopic pipe provides easy handling in tight spaces
- Better maneuverability regardless of user's size by telescopic pipe
- Multifunctional control panel for power on-off / variable speed control / reversing blade rotation

**LXT BL MOTOR ADT XPT**

Shoulder Strap, Nylon Cutting Head, Plastic Blade, Safety Goggles, Accessory Bag, Hex Wrench, Battery, Charger

No Load Speed (RPM)	High / Med / Low / ADT Mode: 6,000 / 5,000 / 4,000 / 4,000 - 6,000
Cutting Width	Trimmer Head: 300 mm (11-3/4") Plastic Blade: 255 mm (10")
Spindle Size	M8 x 1.25 RH
Sound Pressure Level	Nylon Cutting Head: 78 dB(A)
Vibration Level Front / Rear	Nylon Cutting Head: 2.5 / 2.5 m/s ² or less Plastic Blade: 2.5 / 2.5 m/s ² or less
Dimensions (L x W x H)	1,518-1,618x258x396 mm (59-3/4" - 63-3/4"x10-1/8"x15-5/8")
Net weight	3.0 - 3.3 kg (6.6 - 7.3 lbs.)

DUR190L / DUR191L**Cordless Grass Trimmer****18V LXT BL ADT AFT Cordless Grass Trimmer, Loop Handle**

- One protector for metal blade / plastic blade / trimmer head
- Toolless shaft lock for plastic blade change
- Automatic Torque Drive Technology (ADT) adjusts speed and torque during operation for optimum performance
- Active Feedback Sensing Technology (AFT) turns the motor off if blade rotation is suddenly forced to stop
- BL motor delivers up to 6,000 RPM for faster cutting

**LXT BL MOTOR ADT AFT XPT**

Safety Goggles, Band Assembly, Nylon Cutting Head, Accessory Bag, Hex Wrench, Battery, Charger, Cap

Cutting Width	Trimmer Head: 300 mm (11-3/4") Metal Blade: 230 mm (9") Plastic Blade: 230 mm (9")
No Load Speed (RPM)	3,500 - 6,000
Spindle Size	M8 x 1.25 LH
Dimensions (L x W x H)	1,834x348x236 mm (72-1/4"x13-3/4"x9-1/4")
Net weight	DUR190L: 2.9 - 3.3 kg (6.5 - 7.2 lbs.) DUR191L: 3.2 - 3.5 kg (7.1 - 7.8 lbs.)

DUR190U / DUR191U**Cordless Grass Trimmer****18V LXT BL ADT AFT Cordless Grass Trimmer, Bike Handle**

- One protector for metal blade / plastic blade / trimmer head
- Toolless shaft lock for plastic blade change
- Automatic Torque Drive Technology (ADT) adjusts speed and torque during operation for optimum performance
- Active Feedback Sensing Technology (AFT) turns the motor off if blade rotation is suddenly forced to stop
- BL motor delivers up to 6,000 RPM for faster cutting

**LXT BL MOTOR ADT AFT XPT**

Safety Goggles, Band Assembly, Nylon Cutting Head, Accessory Bag, Hex Wrench, Battery, Charger, Cap

Cutting Width	Trimmer Head: 300 mm (11-3/4") Metal Blade: 230 mm (9") Plastic Blade: 230 mm (9")
No Load Speed (RPM)	3,500 - 6,000
Spindle Size	M8 x 1.25 LH
Dimensions (L x W x H)	1,834x610x473 mm (72-1/4"x24"x18-5/8")
Net weight	DUR190U: 3.1 - 3.4 kg (6.7 - 7.4 lbs.) DUR191U: 3.3 - 3.7 kg (7.3 - 8.0 lbs.)

ADT

Automatic torque Drive Technology



This movie was filmed in Japan.
Models and specs may vary by country.

DUR181 18V LXT Li-Ion Cordless String Trimmer

Cordless String Trimmer



- Well balanced design with fully adjustable features to suit any operator
- Makita-built motor delivers 7,800 RPM for faster cutting
- Telescoping shaft (123 to 143cm) for optimum cutting position
- Adjustable 5-position pivoting head for cutting angle adjustment when trimming in tight spaces



Safety Goggles, Shoulder Belt, Nylon Cutting Head, Nylon Cord, Battery, Charger

Cutting Width	Trimmer Head: 260 mm (10-1/4")
No Load Speed (RPM)	7,800
Sound Pressure Level	82 dB(A)
Sound Power Level	88.5 dB(A)
Vibration Level	2.5 m/s ² or less
Dimensions (L x W x H)	1,229 - 1,433x267x186 - 257 mm (48-1/2 - 56-1/2"x10-1/2"x7-3/8 - 10-1/8")
Net weight	2.8 - 3.1 kg (6.2 - 6.9 lbs.)

DUM604 18V LXT Li-Ion Cordless 16 cm (6-5/16") Grass Shear

Cordless Grass Shear



- Ergonomically designed handle with sure grip provides more control and comfort
- Grass receiver for reduced grass clean-ups
- 2,500 SPM for efficient cutting
- 2 in 1: Both trimmer blade and shear blade can be attached



Grass Receiver, Blade Cover, Battery, Charger

Cutting Width	160 mm (6-5/16")
Depth Adjustment	15, 20, 25 mm (9/16", 13/16", 1")
Strokes Per Minute (SPM)	2,500
Sound Pressure Level	76 dB(A)
Vibration Level	2.5 m/s ² or less
Dimensions (L x W x H)	337x177x131 mm (13-1/4"x7"x5-1/8")
Net weight	1.4 - 1.8 kg (3.2 - 3.9 lbs.)

Tool-less blade change system

- Grass shear blade can be removed / installed without tool.
- Hedge trimmer blade can be removed / installed by using a coin to loosen / tighten two screws.



DCU180 18V LXT BL Brushless Battery Powered Wheelbarrow, 130 Kg (290 Lbs.) Capacity

Battery Powered Wheelbarrow



- Move heavy loads with no back pain
- Ideal for use at urban construction sites and on farms
- Handles loads up to 130 kg (290 lbs.)
- Dual LED job lights for more visibility
- Hauls all kinds of heavy loads with optional heavy duty carrier and bucket



Lock Key, Support Legs, Wrenches

Max Load Capacity	130 kg (290 lbs.)
Traveling Speed	Forward, High / Low: 0 - 3.5 / 0 - 1.5 km/h Reverse: 0 - 1 km/h
Max Climbing Capacity	12°
Dimensions (L x W x H)	When carrier is installed / During operation: 1,315x1,060x900 mm (51-3/4"x41-3/4"x35-1/2")
Net weight	39.3 - 44.8 kg (86.5 - 98.7 lbs.)



18V

Li-Ion Ah 6.0 5.0 4.0 3.0 2.0 1.5

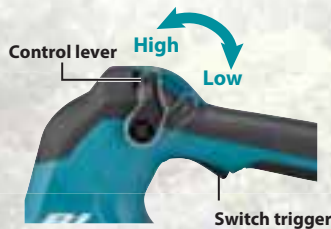
Battery & charger time reference chart P.20 / Accessory index P.198

Cordless Blower

DUB184

Powerful Cordless Blower Powered by One 18V battery

Cruise control and Variable switch



Lockable speed lever

By locking the lever, you can blow without holding the trigger.

Variable speed trigger

Besides, you can adjust air power as you want by holding the variable trigger.



Installing the flat nozzle or extension nozzle (option)

Flat nozzle



Adapter pipe



Extension nozzle



XPT

Can be held with both hands



BL MOTOR

High power
Brushless Motor

Max air volume

13.0
m³/min

Max air velocity

52.1
m/s

Lightweight

3.0kg
[with BL1850B]

DUB184

Cordless Blower

18V LXT BL Brushless Cordless Variable Speed Blower

new

- Ideal for clearing fallen leaves on pavement, grass and hedge clippings or other light debris
- Efficient clearing thanks to a high-efficiency axial fan similar to that of 18Vx2 LXT model DUB362
- Variable speed control by trigger, with Cruise control lever for lock-on operation
- BL motor delivers up to 52.1 m/s and 13.0 m³/min
- Compact and lightweight for single handed operation



LXT BL MOTOR XPT



Shoulder Belt, Nozzle, Battery, Charger, Hex Wrench


Max Air Volume	13.0 m ³ /min (459 CFM)
Max Air Velocity	52.1 m/s (116 MPH)
No Load Speed (RPM)	0 - 18,000
Blowing Force	10.9 N
Sound Pressure Level	86.6 dB(A)
Sound Power Level	93.5 dB(A)
Vibration Level	2.5 m/s ² or less
Dimensions (L x W x H)	w/ BL1830B / BL1840B / BL1850B / BL1860B: 825x160x285 mm (32-1/2"x6-5/16"x11-1/4")
Net weight	2.5 - 3.0 kg (5.4 - 6.7 lbs.)

DUB183

Cordless Blower

18V LXT Li-Ion Cordless Variable 3-Speed Blower

- Long blowing nozzle with curved tip for optimal blowing performance
- 3 air volume setting (high/medium/low)
- Variable speed (0-18,000 RPM) for optimum speed control
- Ergonomically designed handle with rubberized soft grip
- Anti-static electricity for comfortable operation



LXT



Charger, Battery, Garden Nozzle

Air volume	2.6 m ³ /min
Air speed	52 m/s
No Load Speed (RPM)	0-18,000
Sound Pressure Level	85 dB(A)
Sound Power Level	95 dB(A)
Vibration Level	2.5 m/s ²
Dimensions (L x W x H)	845x155x212 mm (33-1/4"x6-1/8"x8-3/8")
Net weight	1.7 - 2 kg (3.8 - 4.4 lbs.)

This machine cannot be used as a vacuum because it will get clogged with leaf or branch debris.

This movie was filmed in Japan.
Models and specs may vary by country.



12V_{max}
LITHIUM-ION

Makita

4.0Ah 2.0Ah 1.5Ah

EXPAND YOUR LITHIUM-ION LINEUP

- Rechargeable Green Multi Line Laser SK209GD / SK312GD
- Heated Jacket CJ105D / CJ106D
- Fan Jacket DFJ210 / DFJ211 / DFJ310 / DFJ311 / DFJ410 / DFJ411 / DFJ212 / DFJ213 / DFJ214
- Heated Blanket CB100D
- Cordless Cleaner CL106D / CL107D / CL108D / CL121D
- Job Site Radio DMR107 / DMR108 / DMR109 / DMR110 / DMR112 / DMR114 / DMR115 / DMR300 / DMR301 / MR052
- Job Site Speaker DMR200 / DMR201 / DMR202 / DMR203
- Laser Level SK105GD / SK105D / SK106GD / SK106D
- LED Flashlight ML103 / ML104 / ML105 / ML106
- Hedge trimmer UH201D
- Grass Shear UM600D
- Grass Trimmer UR100D
- Caulking Gun CG100D
- Driver Drill DF332D / DF032D / DF333D / DF033D
- Angle Drill DA332D / DA333D
- Hammer Driver Drill HP332D / HP333D
- Impact Driver TD110D / TD111D
- Impact Wrench TW140D / TW141D / TW160D / TW161D / TW060D
- Rotary Hammer HR140D / HR166D
- Ratchet Wrench WR100D
- Angle Impact Driver TL064D / TL065D
- Multi Cutter CP100D
- Threaded Rod Cutter SC103D
- Recipro Saw JR103D / JR105D
- Pin Nailer PT354D
- Stapler ST113D
- Adapter for USB ADP08 / ADP06
- Circular Saw H5301D
- Cutter CC301D
- Drywall Saw SD100D
- Jig Saw JV101D / JV102D / JV103D



DF332D / DF032D

12V max CXT BL Brushless Cordless 32 N-m (280 in.lbs.) Driver Drill

Cordless Driver Drill



DF332D

DF032D

- Ultra-compact design and more work amount thanks to the newly developed BL motor and newly developed 12V max slide Li-Ion battery
- Slide style battery and improved ergonomic grip
- BL motor delivers 35 N-m of max torque
- BL motor is electronically controlled to optimize battery energy use for longer run time per charge
- BL motor with high power to weight and size ratio



Phillips Bit, Belt Clip, Battery, Charger

Capacity	Steel / Wood: 10 / 28 mm (3/8" / 1-1/8")
Chuck capacity	DF332D: 0.8 - 10 mm (1/32 - 3/8") DF032D: 6.35 mm (1/4")
No Load Speed (RPM)	High / Low: 0 - 1,500 / 0 - 450
Max Fastening Torque	Hard / Soft: 35 / 21 N-m (310 / 190 in.lbs.)
Max lock torque	32 N-m (280 in.lbs.)
Vibration Level	Drilling Into Metal: 2.5 m/s ² or less
Sound Pressure Level	DF332D: 72 dB(A) DF032D: 71 dB(A)
Dimensions (L x W x H)	DF332D: 154x66x217 mm (6-1/16"x2-5/8"x8-1/2") DF032D: 124x66x217 mm (4-7/8"x2-5/8"x8-1/2")
Net weight	DF332D: 1 - 1.2 kg (2.3 - 2.6 lbs.) DF032D: 0.88 - 1 kg (1.9 - 2.3 lbs.)

DF333D / DF033D

12V max CXT Li-Ion Cordless 28 N-m (250 in.lbs.) Driver Drill


Cordless Driver Drill



DF333D

DF033D

- Compact and ergonomic design at only 179 mm long (DF333D), 149 mm long (DF033D)
- Ball bearing reduces chuck wobbling
- Slide style battery and improved ergonomic grip
- Variable 2-speed (0-450 & 0-1,700 RPM) for a wide range of drilling and fastening applications
- Increased motor power for higher application speed and max tightening torque



Phillips Bit, Belt Clip, Battery, Charger

Capacity	Steel / Wood: 10 / 21 mm (3/8" / 13/16")
Chuck capacity	DF333D: 0.8 - 10 mm (1/32 - 3/8") DF033D: 6.35 mm (1/4")
No Load Speed (RPM)	High / Low: 0 - 1,700 / 0 - 450
Max Fastening Torque	Hard / Soft: 30 / 14 N-m (270 / 130 in.lbs.)
Max lock torque	28 N-m (250 in.lbs.)
Dimensions (L x W x H)	w/ BL1016/BL1021B: DF333D: 179x66x212 mm (7"x2-5/8"x8-3/8") DF033D: 149x66x212 mm (5-7/8"x2-5/8"x8-3/8")
Net weight	DF333D: 1.1 - 1.2 kg (2.4 - 2.7 lbs.) DF033D: 0.91 - 1.1 kg (2.1 - 2.4 lbs.)

HP332D

12V max CXT BL Brushless Cordless 10 mm (3/8") 32 N-m (280 in.lbs.) Hammer Driver Drill

Cordless Hammer Driver Drill



- Ultra-compact design and more work amount thanks to the newly developed BL motor and newly developed 12V max slide Lithium-Ion battery
- BL motor delivers 35 N-m of max torque
- BL motor is electronically controlled to optimize battery energy use for longer run time per charge
- BL motor with high power to weight and size ratio
- BL motor eliminates carbon brushes, enabling the BL motor to run cooler and more efficiently for longer life



Phillips Bit, Belt Clip, Battery, Charger

Capacity	Steel / Wood / Masonry: 10 / 28 / 8 mm (3/8" / 1-1/8" / 5/16")
Chuck capacity	0.8 - 10 mm (1/32 - 3/8")
Impacts Per Minute (IPM)	High / Low: 0 - 22,500 / 0 - 6,750
No Load Speed (RPM)	High / Low: 0 - 1,500 / 0 - 450
Max Fastening Torque	Hard / Soft: 35 / 21 N-m (310 / 190 in.lbs.)
Max lock torque	32 N-m (280 in.lbs.)
Vibration Level	Hammer Drilling into Concrete: 12.5 m/s ² Drilling Into Metal: 2.5 m/s ² or less
Sound Pressure Level	82 dB(A)
Sound Power Level	93 dB(A)
Dimensions (L x W x H)	168x66x217 mm (6-5/8"x2-5/8"x8-1/2")
Net weight	1.1 - 1.3 kg (2.4 - 2.8 lbs.)

HP333D

12V max CXT Li-Ion Cordless 10 mm (3/8") 28 N-m (250 in.lbs.) Hammer Driver Drill

Cordless Hammer Driver Drill



- Compact and ergonomic design at only 193mm long
- Ball bearing reduces chuck wobbling
- Slide style battery and improved ergonomic grip
- Variable 2-speed (0-450 & 0-1,700 RPM) for a wide range of drilling, fastening and hammer drilling applications
- Increased motor power for higher application speed and max tightening torque



Phillips Bit, Belt Clip, Battery, Charger

Capacity	Steel / Wood / Masonry: 10 / 21 / 8 mm (3/8" / 13/16" / 5/16")
Impacts Per Minute (IPM)	High / Low: 0 - 22,500 / 0 - 6,750
No Load Speed (RPM)	High / Low: 0 - 1,700 / 0 - 450
Max Fastening Torque	Hard / Soft: 30 / 14 N-m (270 / 130 in.lbs.)
Max lock torque	28 N-m (250 in.lbs.)
Dimensions (L x W x H)	w/ BL1016/BL1021B: 193x66x212 mm (7-5/8"x2-5/8"x8-3/8")
Net weight	1.1 - 1.3 kg (2.4 - 2.9 lbs.)

DA333D / DA332D

12V max CXT Li-Ion Cordless 10 mm (3/8") Angle Drill

Cordless Angle Drill



DA333D

DA332D

- Compact Angle Head Height & Center Height for Use in Close Quarters
- Up to 40% faster drilling and 380% longer runtime*¹
- Slide style battery and improved ergonomic grip
- Part of the expanding 12V max CXT series, combining performance with superior ergonomics in a compact size
- Multi-contact terminals ensure stable contact with battery even under extreme vibration



▼ DA333D
Chuck Key (DA332D), Chuck Key Holder (DA332D), Bit, Belt Clip, Battery, Charger

Capacity	Steel: 10 mm (3/8"), Wood: 12 mm (1/2")
No Load Speed (RPM)	0 - 1,100
Head Height	DA333D: 84 mm (3-5/16") / DA332D: 63 mm (2-1/2")
Center Height	23.5 mm (15/16")
Vibration Level	DA333D: Drilling Into Metal: 3.0 m/s ² or less DA332D: Drilling Into Metal: 2.5 m/s ² or less
Sound Pressure Level	70 dB(A) or less
Dimensions (L x W x H)	w/ BL1016/BL1021B: DA333D: 313x68x95 mm (12-3/8"x2-11/16"x3-3/4") DA332D: 313x68x86 mm (12-3/8"x2-11/16"x3-3/8")
Net weight	DA333D: 1.2 - 1.4 kg (2.7 - 3.0 lbs.) DA332D: 1.2 - 1.3 kg (2.6 - 2.9 lbs.)

*1 Compared with DA330D / DA331D

TD111D 12V max CXT BL Brushless Cordless A-Mode (Assist Mode) 135 N-m (1,200 in.lbs.) Impact Driver

Cordless Impact Driver



- Ultra compact and slim design at only 135 mm (5-5/16") long
- Ultra lightweight for reduced operator fatigue
- Power-increased motor delivers 135 N-m (1,200 in.lbs.) of Max Torque in an ultra compact size
- 3-Mode operation: A-mode / Hard mode / Soft mode for multiple applications
- A-Mode feature helps eliminate "screw cam-out" and "cross threading" by driving at low speed until tightening begins



CXT BL MOTOR XPT



Phillips Bit, Belt Clip, Battery, Charger

Capacity	Machine Screw: M4 - M8 mm (5/32" - 5/16") Standard Bolt: M5 - M14 (3/16" - 9/16") High Strength Bolt: M5 - M12 (3/16" - 1/2") Coarse thread (in length): 22 - 90 mm (7/8" - 3-1/2")
Hex Shank	6.35 mm (1/4")
No Load Speed (RPM)	Hard / Soft: 0 - 3,000 / 0 - 1,300
Impacts Per Minute (IPM)	Hard / Soft: 0 - 3,900 / 0 - 1,600
Max Fastening Torque	135 N-m (1,200 in.lbs.)
Vibration Level	Impact tightening of fasteners of the maximum capacity of the tool: 12.5 m/s ²
Sound Pressure Level	94 dB(A)
Sound Power Level	105 dB(A)
Dimensions (L x W x H)	135x66x210 mm (5-5/16"x2-5/8"x8-1/4")
Net weight	0.97 - 1.1 kg (2.1 - 2.5 lbs.)

TD110D 12V max CXT Li-Ion Cordless 110 N-m (970 in.lbs.) Impact Driver

Cordless Impact Driver



- Slide style battery and improved ergonomic grip
- Variable speed (0-2,600 RPM & 0-3,500 IPM) for a wide range of fastening applications
- Power-increased motor delivers 110 N-m (970 in.lbs.) of Max Torque in an ultra compact size
- Best possible ergonomic handle for screwdriving applications
- Ergonomically designed handle with soft grip provides increased comfort



CXT



Battery, Charger, Belt Clip, Phillips Bit

Capacity	Machine Screw: M4 - M8 mm (5/32" - 5/16") Standard Bolt: M5 - M12 (3/16" - 1/2") High Strength Bolt: M5 - M10 (3/16" - 3/8") Coarse thread (in length): 22 - 90 mm (7/8" - 3-1/2")
Hex Shank	6.35 mm (1/4")
No Load Speed (RPM)	0 - 2,600
Impacts Per Minute (IPM)	0 - 3,500
Max Fastening Torque	110 N-m (970 in.lbs.)
Vibration Level	8.0 m/s ²
Sound Pressure Level	94 dB(A)
Sound Power Level	105 dB(A)
Dimensions (L x W x H)	153x66x204 mm (6"x2-5/8"x8-1/8")
Net weight	1.0 - 1.2 kg (2.3 - 2.6 lbs.)

TL064D 12V max CXT Li-Ion Cordless 60 N-m (530 in.lbs.) Angle Impact Driver

Cordless Angle Impact Driver



- Compact & lightweight right angle impact driver for fastening and loosening in tight spaces
- 60 N-m (530 in.lbs.) of maximum torque and 0-3,000 IPM
- Variable speed (0-2,000 RPM) for a range of applications from auto repair to cabinet installation
- Large conveniently located paddle switch for comfortable operation
- Over one foot of tool extension for extra reach into deep tight spaces



CXT



Phillips Bit, Belt Clip, Battery, Charger

Capacity	Machine Screw: M4 - M8 (5/32" - 5/16") Standard Bolt: M4 - M12 (5/32" - 1/2") High Strength Bolt: M4 - M8 (5/32" - 5/16") Coarse thread (in length): 22 - 75 mm (7/8" - 2-31/32")
Hex Shank	6.35 mm (1/4")
No Load Speed (RPM)	0 - 2,000
Impacts Per Minute (IPM)	0 - 3,000
Max Fastening Torque	60 N-m (530 in.lbs.)
Vibration Level	Impact tightening of fasteners of the maximum capacity of the tool: 15.0 m/s ²
Sound Pressure Level	91 dB(A)
Sound Power Level	102 dB(A)
Dimensions (L x W x H)	361x66x86 mm (14-1/4"x2-5/8"x3-3/8")
Net weight	1.2 - 1.6 kg (2.7 - 3.6 lbs.)

TL065D 12V max CXT Li-Ion Cordless 60 N-m (530 in.lbs.) Angle Impact Wrench

Cordless Angle Impact Wrench



- Compact & lightweight right angle impact wrench for fastening and loosening in tight spaces
- 60 N-m (530 in.lbs.) of maximum torque and 0-3,000 IPM
- Variable speed (0-2,000 RPM) for a range of applications from auto repair to product assembly
- Large conveniently located paddle switch for comfortable operation
- Over one foot of tool extension for extra reach into deep tight spaces



CXT



Belt Clip, Battery, Charger

Capacity	Standard Bolt: M4 - M12 (5/32" - 1/2") High Strength Bolt: M4 - M8 (5/32" - 5/16")
Square Drive	9.5 mm (3/8")
No Load Speed (RPM)	0 - 2,000
Impacts Per Minute (IPM)	0 - 3,000
Max Fastening Torque	60 N-m (530 in.lbs.)
Vibration Level	Impact tightening of fasteners of the maximum capacity of the tool: 18.0 m/s ²
Sound Pressure Level	90 dB(A)
Sound Power Level	101 dB(A)
Dimensions (L x W x H)	361x66x86 mm (14-1/4"x2-5/8"x3-3/8")
Net weight	1.2 - 1.6 kg (2.7 - 3.6 lbs.)

WR100D 12V max CXT Li-Ion Cordless 47.5 N-m (420 in.lbs.) Ratchet Wrench

Cordless Ratchet Wrench

new



- Supplied with two socket adapters for compatibility with a variety of sockets
- Equipped with lock-pin style ratchet mechanism is employed, allowing for use as a pass-through ratchet wrench to tighten 13mm nut onto M8 threaded rod
- Easy-to-grip small diameter grip for more comfort and control
- 47.5 N-m (420 in.lbs.) of maximum torque and 0-800 RPM
- Fastens nuts on threaded rods



CXT XPT



Socket Adapter, Battery, Charger, Tool Bag

Capacity	Standard Bolt: M5 - M12 (3/16" - 1/2") High Strength Bolt: M5 - M10 (3/16" - 3/8")
Square Drive	9.5 / 6.35 mm (3/8" / 1/4")
No Load Speed (RPM)	0 - 800
Max Fastening Torque	47.5 N-m (420 in.lbs.)
Vibration Level	2.5 m/s ² or less
Sound Pressure Level	74 dB(A)
Dimensions (L x W x H)	w/ BL1041B: 341x67x84 mm (13-7/16"x2-5/8"x3-5/16")
Net weight	1.0 - 1.2 kg (2.3 - 2.7 lbs.)

TW161D / TW160D**Cordless Impact Wrench**

TW161D



TW160D

- Reverse rotation auto-stop mode stops in 0.2 seconds after the bolt/nut loosened enough
- BL motor delivers 2,400 max RPM, 3,600 max IPM and 165 N-m of max torque
- BL motor is electronically controlled to optimize battery energy use for longer run time per charge
- BL motor eliminates carbon brushes, enabling the BL motor to run cooler and more efficiently for longer life



Belt Clip, Battery, Charger


Fastening Capacities	Standard Bolt: M8 - M16 (5/16" - 5/8") High Tensile Bolt: M6 - M12 (1/4" - 1/2")
Square Drive	TW161D: 12.7 mm (1/2") TW160D: 9.5 mm (3/8")
No Load Speed (RPM)	High / Low: 0 - 2,400 / 0 - 1,300
Impacts Per Minute (IPM)	High / Low: 0 - 3,600 / 0 - 2,000
Max Fastening Torque	TW161D: 165 N-m (122 ft.lbs.) TW160D: 160 N-m (120 ft.lbs.)
Dimensions (L x W x H)	TW161D: w/ BL1016/BL1021B: 150x66x213 mm (5-7/8"x2-5/8"x3-3/8") TW160D: w/ BL1016/BL1021B: 144x66x213 mm (5-5/8"x2-5/8"x3-3/8")
Net weight	TW161D: 1.1 - 1.2 kg (2.4 - 2.7 lbs.) TW160D: 1.0 - 1.2 kg (2.2 - 2.6 lbs.)

TW141D / TW140D / TW060D**Cordless Impact Wrench**

TW141D



TW140D



TW060D

- Variable speed (0-2,600 RPM & 0-3,200 IPM) for a wide range of fastening applications
- Ergonomic shape fits like a glove with even pressure and easy control
- Soft grip handle provides increased comfort on the job
- Ultra compact design and lightweight for reduced operator fatigue



Belt Clip, Battery, Charger

Fastening Capacities	Standard Bolt: TW141D / TW140D: M8 - M16 (5/16" - 5/8"), TW060D: M8 - M12 (5/16" - 15/32") High Strength Bolt: TW141D / TW140D: M6 - M12 (1/4" - 1/2"), TW060D: M6 - M10 (1/4" - 3/8")
Square Drive	TW141D: 12.7 mm (1/2"), TW140D: 9.5 mm (3/8"), TW060D: 6.35 mm (1/4")
No Load Speed (RPM)	0 - 2,600
Impacts Per Minute (IPM)	0 - 3,200
Max Fastening Torque	TW141D: 145 N-m (107 ft.lbs.), TW140D: 140 N-m (100 ft.lbs.), TW060D: 60 N-m (44 ft.lbs.)
Vibration Level	Impact tightening of fasteners of the maximum capacity of the tool: TW141D: 7.5 m/s ² , TW140D: 8.0 m/s ² , TW060D: 9.0 m/s ²
Sound Pressure Level	TW141D: 93 dB(A), TW140D: 88 dB(A), TW060D: 90 dB(A)
Sound Power Level	TW141D: 104 dB(A), TW140D: 99 dB(A), TW060D: 101 dB(A)
Dimensions (L x W x H)	TW141D: w/ BL1016/BL1021B: 168x66x205 mm (6-5/8"x2-5/8"x8-1/8") TW140D: w/ BL1016/BL1021B: 161x66x205 mm (6-3/8"x2-5/8"x8-1/8") TW060D: w/ BL1016/BL1021B: 161x66x205 mm (6-3/8"x2-5/8"x8-1/8")
Net weight	TW141D: 1.1 - 1.2 kg (2.4 - 2.7 lbs.), TW140D: 1 - 1.2 kg (2.3 - 2.7 lbs.), TW060D: 1.0 - 1.2 kg (2.2 - 2.6 lbs.)

HR166D**Cordless Rotary Hammer**

- High-efficiency drilling: Provides up to 50% more runtime, up to 40% more speed*1
- 1.1 Joules (EPTA) impact energy delivers high performance
- Compact, lightweight "palm-size" design for ultimate usability: Suitable for upward and horizontal applications
- Vibration absorbing housing and ergonomic soft rubber grip design for vibration absorption and comfortable operation
- Close-to-hand gravity center for optimum balance and control



Dust Cup (country-specific), Side Grip, Depth Gauge, Battery, Charger

Impact Energy Capacity	EPTA-Procedure 05/2009: 1.1 J Concrete: 16 mm (5/8") Steel: 10 mm (3/8") Wood: 13 mm (1/2")
Blows Per Minute (BPM)	0 - 4,800
No Load Speed (RPM)	0 - 680
Vibration Level	Hammer Drilling into Concrete: 7.5 m/s ² Drilling into Metal: 2.5 m/s ² or less
Sound Pressure Level	86 dB(A)
Sound Power Level	97 dB(A)
Dimensions (L x W x H)	w/ BL1016/BL1021B: 250x74x187 mm (9-7/8"x2-15/16"x7-3/8")
Net weight	1.8 - 2.4 kg (4.1 - 5.4 lbs.)

*1 Compared with DHR164

HR140D**Cordless Rotary Hammer**

- Delivers 0-850 RPM, 0-4,900 BPM and 1.0 Joules of impact energy for faster drilling
- Compact and lightweight for reduced operator fatigue
- Vibration absorbing housing and ergonomic soft rubber grip design for vibration absorption and comfortable operation
- Dust cup connectable to Makita vacuum cleaner (country-specific): Suitable for upward operation: For cleaner work environment
- Built-in LED light with afterglow function illuminates the work area




Side Grip, Depth Gauge, Dust Cup (country-specific), Battery, Charger

Impact Energy Capacity	EPTA-Procedure 05/2009: 1.0 J Concrete: 14 mm (9/16") Steel: 10 mm (3/8") Wood: 13 mm (1/2")
Impacts Per Minute (IPM)	0 - 4,900
No Load Speed (RPM)	0 - 850
Vibration Level	Hammer Drilling into Concrete: 6.5 m/s ² Drilling into Metal: 3.0 m/s ² or less
Sound Pressure Level	84 dB(A)
Sound Power Level	95 dB(A)
Dimensions (L x W x H)	w/ BL1016/BL1021B: 246x74x179 mm (9-11/16"x2-15/16"x7")
Net weight	1.9 - 2.6 kg (4.3 - 5.6 lbs.)

CC301D**Cordless Cutter**

- Slide style battery and improved ergonomic grip
- Ergonomically best possible barrel grip for easy handling
- Specifically designed for cutting glass and ceramic tile
- Powerful 1,600 RPM motor delivers fast and powerful cutting
- 85 mm blade delivers a maximum cutting depth of 25.5 mm for a wide range of cutting applications



Diamond Wheel, Water Supply Tank Assembly, Hex Wrench, Battery, Charger

Blade Diameter	85 mm (3-3/8")
Max Cutting Capacity	90°: 25.5 mm (1") 45°: 16.5 mm (5/8")
No Load Speed (RPM)	1,600
Tank capacity	Water: 0.5 L
Vibration Level	Concrete Cutting: 2.5 m/s ² or less
Sound Pressure Level	84 dB(A)
Sound Power Level	95 dB(A)
Dimensions (L x W x H)	313x170x125 mm (12-3/8"x6-11/16"x4-7/8")
Net weight	1.9 kg (4.1 lbs.)

SC103D 12Vmax CXT BL Brushless Cordless Threaded Rod Cutter

Cordless Threaded Rod Cutter



new

- More compact & high productivity
- Cuts up to M10
- Lightweight design for increased maneuverability
- Excellent tool balance allows for operation with less wrist fatigue
- BL motor with high power to weight and size ratio



Cutter Blade, Hex socket head bolt, Blade Cover, Depth Gauge, Thumb screw, Hex Wrench, Battery, Charger

Max Cutting Capacity	Mild Steel: M10 Stainless Steel: W3/8
Min. Cutting Length	20 mm (13/16")
Work Amount (pcs)	W3/8 (Mild Steel) w/ BL1041B: 700 W3/8 (Stainless) w/BL1041B: 550 M10 (Mild Steel) w/BL1041B: 550
Dimensions (L x W x H)	w/ BL1041B: 180x107x289 mm (7-1/8"x4-1/4"x11-3/8")
Net weight	2.7 - 2.8 kg (6.0 - 6.2 lbs.)

CP100D 12V max CXT Li-Ion Cordless Multi Cutter

Cordless Multi Cutter



This movie was filmed in Japan. Models and specs may vary by country.



Blade, Battery, Charger

- Large work amount on a single battery charge
- High power satisfies even professional needs such as carpet contractors
- Cuts thin and thick material up to 6 mm such as cardboard, carpet, fabrics, leather, CD, DVD & Blu-ray
- Handy size for easy maneuverability in various applications for home and professional use
- Auto self-sharpening function maintains sharp performance

Max Cutting Capacity	6 mm (1/4")
No Load Speed (RPM)	300
Vibration Level	Cutting Cardboard: 2.5 m/s ² or less
Sound Pressure Level	70 dB(A) or less
Dimensions (L x W x H)	w/ BL1016/BL1021B: 272x66x120 mm (10-3/4"x2-5/8"x4-3/4")
Net weight	0.72 - 0.88 kg (1.6 - 1.9 lbs.)

TM30D 12V max CXT Li-Ion Cordless Multi Tool

Cordless Multi Tool



Oscillating Multi Tool Accessories, Dust Attachment (country-specific), Tool Box (country-specific), Hex Wrench, Battery, Charger

- Slide style battery and improved ergonomic grip
- Ergonomically best possible barrel grip for easy handling
- Delivers up to 32 min of run time using BL1041B under load cutting with plunge saw blade
- Variable speed control dial (6,000-20,000 OPM) enables user to match the speed to the application
- 3.2° Oscillation angle engineered for faster, more aggressive cutting and sanding

Oscillations Per Minute (OPM)	6,000 - 20,000
Oscillation Angle	Left / Right / Total: 1.6° / 1.6° / 3.2°
Vibration Level	Sanding: 2.5 m/s ² or less Plunge Saw Blade: 10.5 m/s ² Segmental Saw Blade: 5.5 m/s ² Scraping: 9.0 m/s ²
Sound Pressure Level	Sanding: 75 dB(A) Plunge Saw Blade: 82 dB(A) Segmental Saw Blade: 81 dB(A) Scraping: 81 dB(A)
Sound Power Level	Plunge Saw Blade: 93 dB(A) Segmental Saw Blade: 92 dB(A) Scraping: 92 dB(A)
Dimensions (L x W x H)	277x65x98 mm (10-7/8"x2-9/16"x3-7/8")
Net weight	1.1 - 1.3 kg (2.3 - 2.9 lbs.)

HS301D 12V max CXT Li-Ion Cordless 85 mm (3-3/8") Circular Saw

Cordless Circular Saw



Dust Nozzle (country-specific), TCT Saw Blade, Hex Wrench, Battery, Charger

- Slide style battery and improved ergonomic grip
- Powerful 1,500 RPM motor delivers fast cutting of plywood, MDF, pegboard, particleboard, melamine, drywall and more
- 85 mm (3-3/8") blade delivers a 25.5 mm (1") cutting capacity for a wide range of cutting applications
- Adjustable cutting depth from 25.5 mm (1") at 90° and 16.5 mm (5/8") at 45°
- Tilting base for bevel cuts from 0° - 45°

Blade Diameter	85 mm (3-3/8")
Max Cutting Capacity	90°: 25.5 mm (1") 45°: 16.5 mm (5/8")
No Load Speed (RPM)	1,500
Vibration Level	Cutting Wood: 2.5 m/s ² or less
Sound Pressure Level	71 dB(A)
Dimensions (L x W x H)	313x170x155 mm (12-3/8"x6-11/16"x6-1/8")
Net weight	1.6 - 1.7 kg (3.5 - 3.8 lbs.)

JV103D 12V max CXT BL Brushless Cordless Top Handle Jig Saw, 3 Orbital Settings Plus Straight Cutting, LED Light

Cordless Jig Saw



- Up to 2.2X Faster Cutting and 2.2X Longer Runtime*1
- Disabling soft no-load rotation function in operator's preference
- Soft no-load rotation reduces vibration and aligns blade with the cutting line easily
- Toolless blade clamp for easy blade change
- Independent dust nozzle can be attached for connection to Makita vacuum cleaner and doesn't require to be removed even when bevel cutting



Jig Saw Blade, Hex Wrench, Cover Plate (country-specific), Dust Nozzle (country-specific), Dust Cover (country-specific), Battery, Charger

Max Cutting Capacity at 90°	Wood / Aluminum / Mild Steel : 90 / 20 / 10 mm (3-1/2" / 13/16" / 3/8")
Length of Stroke	23 mm (7/8")
Strokes Per Minute (SPM)	800 - 3,000
Vibration Level	Cutting Boards: 8.5 m/s ² Cutting Sheet Metal: 6.0 m/s ²
Sound Pressure Level	85 dB(A)
Sound Power Level	96 dB(A)
Dimensions (L x W x H)	237x76x206 mm (9-3/8"x3"x8-1/8")
Net weight	1.9 - 2.0 kg (4.1 - 4.4 lbs.)

*1 Plywood (12x300 mm) cutting without orbital action, compared with JV101D

JV102D


Cordless Jig Saw



This movie was filmed in Japan. Models and specs may vary by country.

12V max CXT BL Brushless Cordless Barrel Handle Jig Saw, 3 Orbital Settings Plus Straight Cutting, LED Light

- Up to 2.2X faster cutting and 2.2X longer runtime*1
- Disabling soft no-load rotation function in operator's preference
- Soft no-load rotation reduces vibration and aligns blade with the cutting line easily
- Toolless blade clamp for easy blade change
- Independent dust nozzle can be attached for connection to Makita vacuum cleaner and doesn't require to be removed even when bevel cutting



Jig Saw Blade, Hex Wrench, Cover Plate (country-specific), Dust Nozzle (country-specific), Dust Cover (country-specific), Battery, Charger

Max Cutting Capacity at 90°	Wood / Aluminum / Mild Steel:
	90 / 20 / 10 mm (3-1/2" / 13/16" / 3/8")
Length of Stroke	23 mm (7/8")
Strokes Per Minute (SPM)	800 - 3,000
Vibration Level	Cutting Boards: 11.5 m/s ² Cutting Sheet Metal: 9.5 m/s ²
Sound Pressure Level	85 dB(A)
Sound Power Level	96 dB(A)
Dimensions (L x W x H)	237x76x186 mm (9-3/8"x3"x7-3/8")
Net weight	1.8 - 1.9 kg (3.9 - 4.2 lbs.)

*1 Plywood (12x300 mm) cutting without orbital action, compared with JV101D

JV101D

Cordless Jig Saw



12V max CXT Li-Ion Cordless Top Handle Jig Saw

- Slide style battery and improved ergonomic grip
- Fast cutting, lightweight
- Delivers 0-2,900 strokes per minute for faster cutting
- 3 Orbital settings plus straight cutting for use in a wide range of materials
- Lightweight for reduced operator fatigue



Jig Saw Blade, Hex Wrench, Guide Rule (country-specific), Battery, Charger

Max Cutting Capacity at 90°	Wood / Aluminum / Mild Steel:
	65 / 4 / 2 mm (2-9/16" / 5/32" / 1/16")
Length of Stroke	18 mm (11/16")
Strokes Per Minute (SPM)	0-2,900
Vibration Level	Cutting Boards: 7.0 m/s ² Cutting Sheet Metal: 5.5 m/s ²
Sound Pressure Level	80 dB(A)
Sound Power Level	91 dB(A)
Dimensions (L x W x H)	232x76x196 mm (9-1/8"x3"x7-3/4")
Net weight	1.8 - 1.9 kg (3.9 - 4.3 lbs.)

JR105D / JR103D

Cordless Recipro Saw



JR105D

Tool less blade change



JR103D

12V max CXT Li-Ion Cordless Recipro Saw

- Slide style battery and improved ergonomic grip
- Variable speed motor delivers 0-3,300 SPM combined with a 13 mm length stroke to provide faster cutting
- Exclusive dual-position on/off switch design allows for either paddle or trigger switch operation
- Toolless blade change system allows for faster blade installation and removal for increased productivity (JR103D)
- Accepts both Recipro and Jig saw blades (JR105D)



Battery, Charger, Recipro Saw Blades, Hex Wrench

Length of Stroke	13 mm (1/2")
Strokes Per Minute (SPM)	0 - 3,300
Capacity	Pipe / Wood: 50 / 50 mm (2" / 2")
Vibration Level	Cutting Boards: 8.0 m/s ² Cutting Wooden Beams: 8.0 m/s ²
Sound Pressure Level	78 dB(A)
Dimensions (L x W x H)	376x66x186 mm (14-3/4"x2-5/8"x7-3/8")
Net weight	JR105D: 1.3 - 1.5 kg (2.9 - 3.2 lbs.) JR103D: 1.3 - 1.5 kg (2.9 - 3.3 lbs.)

SD100D

Cordless Drywall Saw



12V max CXT Li-Ion Cordless Drywall Saw

- Compact and ergonomic design for reduced operator fatigue
- Ideal for cutting holes in drywalls when setting ceiling lights, air vents etc
- More suitable for straight cuts compared with general cut-out tools
- Dust box designed to catch dust in overhead applications for comfortable work
- Excellent tool balance allows easy overhead application



Blade, Blade Cover, Base Cover, Hex Wrench, Battery, Charger

Strokes Per Minute (SPM)	0 - 6,000
Length of Stroke	6 mm (1/4")
Capacity	Drywall: 30 mm (1-3/16") Wood: 15 mm (9/16")
Vibration Level	Cutting Drywall (thickness 30mm): 3.0 m/s ² Cutting Chip Board (thickness 15mm): 5.5 m/s ²
Sound Pressure Level	77 dB(A)
Dimensions (L x W x H)	239x79x266 mm (9-3/8"x3-1/8"x10-1/2")
Net weight	1.4 - 1.6 kg (3.2 - 3.5 lbs.)

ST113D

Cordless Stapler



12V max CXT Li-Ion Cordless 10 mm (3/8") RT Stapler

- Compact and lightweight for reduced operator fatigue
- Built-in LED job light illuminates the work area
- Operable in either way of "contact actuation" or "single sequential actuation"
- Contact actuation mode drives staples repetitively for quick operation
- Single sequential actuation mode drives one staple by one sequential operation



Safety Goggles, Belt Clip, Battery, Charger

Staple	Width: 10 mm (3/8") Length: 7 - 10 mm (9/32" - 3/8") Gauge: 0.5 x 0.7 mm
Magazine Capacity	150 (max 160)
Vibration Level	2.5 m/s ² or less
Sound Pressure Level	75 dB(A)
Dimensions (L x W x H)	211x81x159 mm (8-5/16"x3-3/16"x6-1/4")
Net weight	1.3 kg (2.9 lbs.)

PT354D 12V max CXT Li-Ion Cordless 23 GA 35 mm (1-3/8") Pin Nailer

Cordless Pin Nailer



- Low reaction force mechanism enables easier long pin nailing and high-quality finish
- Easy-to-see slim nose tip allows quick and easy access to a desired fastening point
- Nails can be fired in the groove of baseboard
- Contact arm mechanism enables "continuous nailing" and "drag nailing"



Nose Adapter, Safety Goggles, Belt Clip, Hex Wrench, Battery, Charger

Capacity	Length: 15, 18, 25, 30, 35 mm (5/8", 11/16", 1", 1-3/16", 1-3/8")
	Dia.: 0.6 mm (1/32")
	Gauge: 23 Ga
Magazine Capacity	120
Vibration Level	2.5 m/s ² or less
Sound Pressure Level	76 dB(A)
Dimensions (L x W x H)	231x66x226 mm (9-1/8"x2-5/8"x8-7/8")
Net weight	1.8 - 2.0 kg (4.0 - 4.4 lbs.)

CG100D 12V max CXT Li-Ion Cordless Caulking Gun

Cordless Caulking Gun



- Delivers an industry-leading 5,000 N (1,100 lbs) of dispensing force to work with the highest viscosity adhesives and sealants
- 5 Speed dial optimizes flow rate from 0 - 28 mm/sec. (0 - 66 IPM)
- Variable speed trigger allows user to match the speed to the application
- 360° Rotatable cartridge holder fits 800 ml, 600 ml and 300 ml cartridges
- Drip-reduction feature automatically relieves pressure on the material when trigger is released to prevent unintentional dispensing



Holder, Holder Joint, Piston, Rubber Ring, Nozzle, Battery, Charger

Max Dispensing Force	5,000 N (1,100 lbs)
No load speed	0 - 28 mm/sec. (0 - 66 in/min.)
Holder Size	300, 600, 800 mL
Sound Pressure Level	70 dB(A) or less
Vibration Level	Operation w/o Load: 2.5 m/s ² or less
Dimensions (L x W x H)	404x108x259 mm (15-7/8"x4-1/4"x10-1/4")
Net weight	1.9 - 2.6 kg (4.2 - 5.8 lbs.)

UR100D 12V max CXT Li-Ion Cordless Grass Trimmer

Cordless Grass Trimmer



- Compact size ideal for trimming and precise edging
- Well balanced design with fully adjustable features to suit any operator
- Delivers 10,000 RPM with nylon cutting head for faster cutting
- eXtreme Protection Technology (XPT) is engineered for improved dust and water resistance for operation in harsh conditions



Safety Goggles, Shoulder Belt, Nylon Cutting Head, Nylon Cord, Plastic Blade, Accessory Bag, Hex Wrench, Battery, Charger

Cutting Width	Nylon Cutting Head: 260 mm (10") Plastic Blade: 230 mm (9")
No Load Speed (RPM)	10,000
Spindle Size	M8 x 1.25 RH
Sound Pressure Level	Nylon Cutting Head: 74 dB(A)
Vibration Level Front / Rear	Nylon Cutting Head: 2.5 / 2.5 m/s ² or less Plastic Blade: 2.5 / 2.5 m/s ² or less
Dimensions (L x W x H)	835 - 1,185x267x210 - 315 mm (32-7/8 - 46-3/4"x10-1/2"x8-1/4 - 12-3/8")
Net weight	1.9 - 2.1 kg (4.3 - 4.6 lbs.)

UH201D 12V max CXT Li-Ion Cordless 20 cm (7-7/8") Hedge Trimmer

Cordless Hedge Trimmer



- Slimmer handle. more runtime. high performance
- Ergonomically designed handle with sure grip provides more control and comfort
- 2,500 SPM for efficient cutting
- 2 in 1: Both trimmer blade and shear blade can be attached



Blade Cover, Chip Receiver, Battery, Charger

Blade Length	200 mm (7-7/8")
Tooth Spacing	26 mm (1")
Strokes Per Minute (SPM)	2,500
Sound Pressure Level	74 dB(A)
Vibration Level	2.5 m/s ² or less
Dimensions (L x W x H)	504x120x131 mm (19-7/8"x4-3/4"x5-1/8")
Net weight	1.3 - 1.5 kg (2.9 - 3.3 lbs.)

UM600D 12V max CXT Li-Ion Cordless 16 cm (6-5/16") Grass Shear

Cordless Grass Shear



- Slimmer handle. more runtime. high performance
- Ergonomically designed handle with sure grip provides more control and comfort
- 2,500 SPM for efficient cutting
- 2 in 1: Both trimmer blade and shear blade can be attached



Grass Receiver, Blade Cover, Battery, Charger

Cutting Width	160 mm (6-5/16")
Depth Adjustment	15, 20, 25 mm (9/16", 13/16", 1")
Strokes Per Minute (SPM)	2,500
Sound Pressure Level	75 dB(A)
Vibration Level	2.5 m/s ² or less
Dimensions (L x W x H)	329x177x131 mm (13"x7"x5-1/8")
Net weight	1.3 - 1.5 kg (2.8 - 3.3 lbs.)



**High brightness green laser
for increased visibility at bright site**

SK312GD / SK209GD

Rechargeable Green Multi Line Laser

12V max CXT Li-Ion Rechargeable Green Multi Line Laser



- High brightness green laser for increased visibility at bright site
- Horizontal line > Horizontal/vertical line > 3-Vertical line / horizontal line (Loopback switch system)(SK312GD)
- Horizontal line > 2-Vertical line > 2-Vertical line/horizontal line (Loopback switch system)(SK209GD)
- High accuracy +/-1 mm @ 10 m
- Laser wavelength 515 nm / Lower dot beam wavelength 650 nm

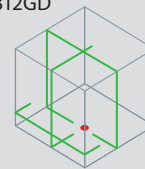


CXT XPT

Laser Viewing Glass, Shoulder Strap, Storage Case

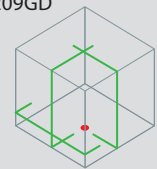
Horizontal / 3-Vertical lines

SK312GD



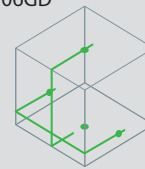
Horizontal / 2-Vertical lines

SK209GD

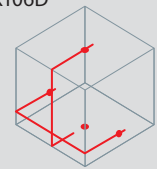


Cross line + Point

SK106GD



SK106D

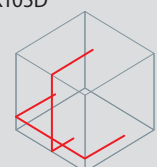


Cross line

SK105GD



SK105D



Leveling accuracy	±1 mm / 10 m
Self-leveling range	±2°
Laser fan angle	Horizontal: 110° Vertical: 130°
Number of laser lines	3
Laser type	Laser class 2: 515 nm
Operating temperature	-10 - 40 °C
Tripod thread	5/8"
Protection class	IP54
Operating Time (Approx. Hours)	SK312GD: 10-28 SK209GD: 15-40
Dimensions (L x W x H)	w/ BL1016/BL1021B: 122x110x225 mm
Net weight	1.5 - 1.6 kg (3.3 - 3.5 lbs.)

SK106GD / SK106D

Rechargeable Green 4-point Cross Line Laser

12V max CXT Li-Ion Rechargeable Green 4-Point Cross Line Laser



SK106GD



SK106D



CXT XPT

Soft bag, Adapter, Target Plate

Measuring range	SK106GD: Up to: 35 m/SK106D: Up to: 25 m
Measuring range w/ detector	Up to: 80 m
Leveling accuracy	±3 mm / 10 m
Self-leveling range	±4°
Laser fan angle	Horizontal: 180° Vertical: 170°
Number of laser points	4
Number of laser lines	2
Laser type	Laser class 2: SK106GD: 525 nm/SK106D: 635 nm
Operating temperature	-10 - 50 °C
Operating Time (Approx. Hours)	SK106GD: 7 - 20/SK106D: 15 - 40
Dimensions (L x W x H)	w/ BL1016/BL1021B: 138x64x102 mm (5-7/16"x2-1/2"x4")
Net weight	0.69 - 0.85 kg (1.5 - 1.9 lbs.)

Dimensions (with carry handle in retracted position)

SK105GD / SK105D

Rechargeable Green Cross Line Laser

12V max CXT Li-Ion Rechargeable Green Cross Line Laser



SK105GD



SK105D

CXT XPT

Soft bag, Adapter, Target Plate


Measuring range	SK105GD: Up to: 35 m/SK105D: Up to: 25 m
Measuring range w/ detector	Up to: 80 m
Leveling accuracy	±3 mm / 10 m
Self-leveling range	±4°
Laser fan angle	Horizontal: 180° Vertical: 160°
Number of laser lines	2
Laser type	Laser class 2: SK105GD: 525 nm/SK105D: 635 nm
Operating temperature	-10 - 50 °C
Operating Time (Approx. Hours)	SK105GD: 7 - 20/SK105D: 15 - 40
Dimensions (L x W x H)	w/ BL1016/BL1021B: 138x64x102 mm (5-7/16"x2-1/2"x4")
Net weight	0.67 - 0.84 kg (1.5 - 1.9 lbs.)

Select Makita, Connect Electricity

USB Charging



Lights



12Vmax



18V

Radios



**Fan Jackets
Heated Jackets**



Battery, USB cable, Smart phone are options.

Black out? Grab your Makita battery

Well Prepared , No Worries



18V
series



18V / 12Vmax
series



12Vmax
series

LED Worklight
P.77-79



LED Worklight
P.77-79
USB



Job Site
Radio
P.82, 83
USB



Adapter
for USB
P.92
USB

Flashlight
Radio
P.83



Coffee
Maker
P.85



Adapter
for USB
P.92
USB



Fan
P.85



Job Site
Speaker
P.82, 83
USB



Job Site
Radio
P.83



Wheelbarrow
P.65




Fan
Jacket
P.88
P.89



Fan
Vest
P.89



Fan
P.85



Chain Saw
P.32 / P.34
P.63



Cleaner
P.98-100



Heated
Jacket
P.90



Heated
Vest
P.90



Cleaner
P.98-100



DML809 Cordless Worklight **new**

18V/14.4V/ LXT Li-Ion Cordless 96 LED Worklight



Light source	
Luminous flux (lm)	
High	10,000
Medium	4,000
Low	2,000

3 brightness settings



Illuminance (High / Med / Low)	at 1m from the light source: 3,800 / 1,500 / 800 lx at 3m from the light source: 380 / 150 / 80 lx at 5m from the light source: 150 / 60 / 30 lx
Luminous Flux	High / Med / Low: 10,000 / 4,000 / 2,000 lm
Dimensions (L x W x H)	w/ Handle in Retracted Position: 249x370x278 mm (9-3/4"x14-1/2"x11") w/ Handle in Upright Position: 249x370x370 mm (9-3/4"x14-1/2"x14-1/2")
Net weight	5.7 - 7.0 kg (12.6 - 15.4 lbs.)



AC Power Cord

Battery & Charger Sold Separately. Power Supply Cord: 2.5 m (8.2 ft)

DML811 Cordless Worklight **new**

18V/14.4V LXT Li-Ion Cordless 30 LED Worklight



Light source	
Luminous flux (lm)	
High	3,000
Medium	1,500
Low	750

3 brightness settings



Illuminance (High / Med / Low)	at 1m from the light source: 1,800 / 800 / 350 lx at 3m from the light source: 200 / 100 / 40 lx at 5m from the light source: 85 / 40 / 17 lx
Luminous Flux	High / Med / Low: 3,000 / 1,500 / 750 lm
Dimensions (L x W x H)	w/ Handle in Retracted Position: 249x302x271 mm (9-3/4"x11-7/8"x10-5/8") w/ Handle in Upright Position: 249x302x361 mm (9-3/4"x11-7/8"x14-1/4")
Net weight	4.1 - 4.8 kg (9.0 - 10.5 lbs.)



AC Power Cord

Battery & Charger Sold Separately. Power Supply Cord: 2.5 m (8.2 ft)


DML810 Cordless Area Worklight **new**

18V/14.4V LXT Li-Ion Cordless 202 LED Area Worklight



Light source	
Luminous flux (lm)	
High	5,500
Medium	3,000
Low	1,500

Self-righting



360° Right / Left 180°



Illuminance (High / Med / Low)	at 1m from the light source: 550 / 300 / 150 lx at 3m from the light source: 90 / 50 / 25 lx at 5m from the light source: 50 / 25 / 10 lx
Luminous Flux	High / Med / Low: 5,500 / 3,000 / 1,500 lm
Dimensions (L x W x H)	420x420x787 mm (16-1/2"x16-1/2"x31")
Net weight	13.9 - 15.3 kg (30.6 - 33.7 lbs.)



AC Power Cord

Battery & Charger Sold Separately. Power Supply Cord: 2.5 m (8.2 ft)

DML812 Cordless Flashlight **new**

18V / 14.4V LXT Li-Ion Cordless Flashlight



Light source	
Luminous flux (lm)	
1,250 lm	

4 Mode



Spot Flood Spot/Flood Strobe



Luminous Flux	Up to 1,250
Dimensions (L x W x H)	317x111x121 mm (12-1/2"x4-3/8"x4-3/4")
Net weight	1.7 kg (3.8 lbs.)



Shoulder Strap

Battery & Charger Sold Separately. Power Supply Cord: 2.5 m (8.2 ft)

DML805 Corded and Cordless LED Worklight

18V / 14.4V LXT Li-Ion Cordless/Corded 20 LED Worklight, 750 Lumens



Illuminance (High / Low)	at 0.5m from the light source:
	1,150 / 750 lx
Luminous Flux	at 1m from the light source:
	300 / 200 lx
Net weight	High / Low: 750 lm / 450 lm 2.3 - 2.7 kg (5.1 - 5.9 lbs.)

Battery and charger are sold separately. Power supply cord: 2.5m (8.2ft)



DML808 / ML106 Cordless LED Flashlight


Li-Ion LED Flashlight, 190 Lumens



QR code and VIDEO CLIP icon. Text: This movie was filmed in Japan. Models and specs may vary by country.

	18V / 14.4V DML808	12Vmax ML106
Luminous Flux	190 lm	190 lm
Illuminance	at 1m from the light source: 170 - 4,500 lx	at 1m from the light source: 170 - 4,500 lx
Dimensions (L x W x H)	w/ BL1830B / BL1840B / BL1850B / BL1860B : 297x79x119 mm (11-3/4"x3-1/8"x4-11/16")	w/ BL1016/BL1021B : 271x66x93 mm (10-5/8"x2-5/8"x3-5/8")
Net weight	0.73 - 1.09 kg (1.6 - 2.4 lbs.)	0.61 - 0.78 kg (1.3 - 1.7 lbs.)

Battery & Charger Sold Separately



DML802 / ML105 LED Flashlight

Li-Ion LED Flashlight, 180 Lumens



	18V / 14.4V DML802	12Vmax ML105
Luminous Flux	180 lm	190 lm
Illuminance	at 1m from the light source: 4,000 lx	at 1m from the light source: : 5,500 lx
Dimensions (L x W x H)	w/ BL1830B / BL1840B / BL1850B / BL1860B : 272x79x116 mm (10-3/4"x3-1/8"x4-9/16")	w/ BL1016/BL1021B: 249x66x93 mm (9-3/4"x2-5/8"x3-5/8")
Net weight	0.64 - 1 kg (1.4 - 2.2 lbs.)	0.53 - 0.70 kg (1.2 - 1.5 lbs.)

Strap Hook



DML815 LED Flashlight

18V / 14.4V LXT Li-Ion LED Flashlight, 160 Lumens



Luminous Flux	160 lm
Illuminance	at 1m from the light source: 3,000 lx
Dimensions (L x W x H)	w/ BL1830B / BL1840B / BL1850B / BL1860B : 272x79x116 mm (10-3/4"x3-1/8"x4-9/16")
Net weight	0.26 - 0.93 kg (0.57 - 2.05 lbs.)

Battery & Charger Sold Separately



new

Strap Hook



DML807 / ML104 Cordless LED Worklight

Li-Ion 21 LED Flashlight, 710 Lumens

Length (with the hook stood), Illuminance: at 50 cm from the light source



	18V / 14.4V DML807	12Vmax ML104
Main light (on bar side)	Luminous flux (Full brightness): 710 lm Illuminance (Full brightness): 340 lx	Luminous flux (Full brightness): 710 lm Illuminance (Full brightness): 340 lx
Sub light (on top side)	Luminous flux: 130 lm Illuminance: 1,900 lx	Luminous flux: 130 lm Illuminance: 1,900 lx
Dimensions (L x W x H)	414x79x155 mm (16-1/4"x3-1/8"x6-1/8")	414x66x132 mm (16-1/4"x2-5/8"x5-3/16")
Net weight	0.72 - 1.1 kg (1.6 - 2.4 lbs.)	0.61 - 0.78 kg (1.4 - 1.7 lbs.)



DML806 Cordless LED Worklight

18V / 14.4V LXT Li-Ion 21 LED Flashlight, 620 Lumens



Dimensions (L x W x H)	365x78x119 mm (14-3/8"x3-1/16"x4-11/16")
Net weight	0.69 - 1.1 kg (1.5 - 2.4 lbs.)

Length (with hook retracted), Overall length (with hook in upright position)



DML801 LED Flashlight

18V / 14.4V LXT Li-Ion 12 LED Flashlight, 240 Lumens



Dimensions (L x W x H) 380x79x116 mm (15"x9-11/16"x4-9/16")
 Net weight 0.61 - 0.98 kg (1.4 - 2.2 lbs.)



Shoulder Strap



DML185 Rechargeable Flashlight

18V LXT Li-Ion Flashlight



Overall Length 284 mm (11-1/8")
 Net weight 0.71 - 1.03 kg (1.6 - 2.3 lbs.)



Shoulder Strap, Bulb x2



DML800 Rechargeable Flashlight

18V / 14.4V LXT Li-Ion LED Flashlight, 100 Lumens



Dimensions (L x W x H) 151x81x88 mm (5-7/8"x3-3/16"x3-1/2")
 Net weight 0.53 - 0.91 kg (1.2 - 2 lbs.)



Head Band



DML803 LED Flashlight

18V / 14.4V LXT Li-Ion LED Flashlight, 170 Lumens



Dimensions (L x W x H) 133x81x72 mm (5-1/4"x3-3/16"x2-13/16")
 Net weight 0.56 - 0.92 kg (1.2 - 2.1 lbs.)




DML186 LED Flashlight

18V LXT Li-Ion 6 LED Flashlight



Dimensions (L x W x H) 151x81x61 mm (5-7/8"x3-3/16"x2-3/8")
 Net weight 0.51 - 0.83 kg (1.1 - 1.8 lbs.)



ML103 Cordless LED Worklight

12V max CXT Li-Ion LED Flashlight, 100 Lumens



Dimensions (L x W x H) w/o Battery: 77x54x28 mm
 (3x2-1/8x1-1/8")
 w/ BL1016/BL1021B: 87x64x54 mm
 (3-7/16"x2-1/2"x2-1/8")
 Net weight 0.27 - 0.43 kg (0.6 - 1.0 lbs.)



DMP180 Cordless Inflator

18V max LXT Li-Ion Cordless Inflator



Max Air Pressure 830 kPa (121 PSI) [8.3 bar]
 Air Discharge Amount 200 kPa: 10 L/min
 Hose Length 65 cm (25-1/2")
 Dimensions (L x W x H) w/ BL1830B / BL1840B / BL1850B /
 BL1860B: 270x76x175 mm
 (10-5/8"x3"x6-7/8")
 Net weight 1.5 - 1.8 kg (3.3 - 4.0 lbs.)



MP100D Cordless Inflator

12V max CXT Li-Ion Cordless Inflator



Max Air Pressure 830 kPa (121 PSI) [8.3 bar]
 Air Discharge Amount 200 kPa: 10 L/min
 Hose Length 65 cm (25-1/2")
 Dimensions (L x W x H) w/ BL1016/BL1021B: 235x74x173 mm
 (9-1/4"x2-15/16"x6-13/16")
 Net weight 1.2 - 1.3 kg (2.6 - 3.0 lbs.)



British Adapter, French Adapter, Ball Adapter, Swim Ring Adapter, Battery, Charger


British Adapter, French Adapter, Ball Adapter, Swim Ring Adapter, Battery, Charger















Product Comparison List





Cordless





Cordless Flashlight and Worklight

LXT18V 12V max AC

	DML808 	ML106 	DML802 	ML105 	DML815 	DML801 	DML185 
	Zoom function	Zoom function					Flashlight bulb type
Run time (hrs)	Up to : 26 with BL1850B	Up to : 12 with BL1041B	Up to : 23 with BL1850B	Up to : 14 with BL1041B	Up to : 45 with BL1850B	Up to : 17 Full : with BL1850B Up to : 40 Half : with BL1850B	Up to : 7 with BL1850B
Illuminance	170 - 4,500 lx at 1m from the light	170 - 4,500 lx at 1m from the light	4,000 lx at 1m from the light	5,500 lx at 1m from the light	3,000 lx at 1m from the light	Full: 400 lx Half: 200 lx at 0.5m from the light	4,500 lx at 1m from the light
Luminous flux (lm=lumens)	190 lm	190 lm	180 lm	190 lm	160 lm	Full: 240 lm Half: 120 lm	180 lm
Net weight	0.73 - 1.09 kg (1.6 - 2.4 lbs)	0.61 - 0.78 kg (1.3 - 1.7 lbs)	0.64 - 1.0 kg (1.4 - 2.2 lbs)	0.53 - 0.70 kg (1.2 - 1.5 lbs)	0.26 - 0.93 kg (0.57 - 2.05 lbs.)	0.61 - 0.98 kg (1.4 - 2.2 lbs)	0.71 - 1.03 kg (1.6 - 2.3 lbs)

	DML807 	DML806 	ML104 	DML812 	DML810 	DML809 	DML811 	DML805 
	XPT USB 		XPT USB 	new 	new 	new 	new 	
Run time (hrs)	Up to : 23 Main light (1/2) : with BL1850B Up to : 36 Sub light : with BL1850B	Up to : 21 Main light (1/2) : with BL1850B Up to : 59 Sub light : with BL1850B	Up to : 17 Main light (1/4) : with BL1041B Up to : 19 Sub light : with BL1041B	Up to : 8 with BL1850B	Up to : 15 with BL1850B x2	Up to : 7.5 with BL1850B x2	Up to : 11 with BL1850B	Up to : 8.5 Hi : with BL1850B Up to : 17 Lo : with BL1850B
Illuminance	Main light (Full) : 340 lx (1/2) : 310 lx Sub light (on top) : 1,900 lx at 0.5m from the light	Main light (Full) : 310 lx (1/2) : 280 lx Sub light (on top) : 2,100 lx at 0.5m from the light	Main light (Full) : 340 lx (1/4) : 190 lx Sub light (on top) : 1,900 lx at 0.5m from the light	71,000 / 51,000 / 520 lx at 1m from the light	550 / 300 / 150 lx at 1m from the light	3,800 / 1,500 / 800 lx at 1m from the light	1,800 / 800 / 350 lx at 1m from the light	Hi: 1,150 lx , Lo: 750 lx at 0.5m from the light Hi: 300 lx , Lo: 200 lx at 1m from the light
Luminous flux (lm=lumens)	Main light (Full) : 710 lm (1/2) : 340 lm Sub light (on top) : 130 lm	Main light (Full) : 620 lm (1/2) : 310 lm Sub light (on top) : 90 lm	Main light (Full) : 710 lm (1/4) : 190 lm Sub light (on top) : 130 lm	Spot : 600 lm Spot/Flood : 1,250 lm Flood : 1,000 lm	High: 5,500 lm Med: 3,000 lm Low: 1,500 lm	High: 10,000 lm Med: 4,000 lm Low: 2,000 lm	High: 3,000 lm Med: 1,500 lm Low: 750 lm	Hi: 750 lm Lo: 450 lm
Net weight	0.72 - 1.1 kg (1.6 - 2.4 lbs)	0.69 - 1.1 kg (1.5 - 2.4 lbs)	0.61 - 0.78 kg (1.4 - 1.7 lbs)	1.7 kg (3.8 lbs.)	13.9 - 15.3 kg (30.6 - 33.7 lbs.)	5.7 - 7.0 kg (12.6 - 15.4 lbs.)	4.1 - 4.8 kg (9.0 - 10.5 lbs.)	2.3 - 2.7 kg (5.1 - 5.9 lbs)

	DML800 	DML803 	DML186 	ML103 
Run time (hrs)	Up to : 36 with BL1850B	Up to : 29 Hi : with BL1850B Up to : 43 Lo : with BL1850B	Up to : 95 with BL1850B	Up to : 28 with BL1041B
Illuminance	2,000 lx at 1m from the light	Hi: 270 lx Lo: 180 lx at 0.5m from the light	500 lx at 1m from the light	240 lx at 0.5m from the light 50 lx at 1m from the light
Luminous flux (lm=lumens)	100 lm	Hi: 170 lm Lo: 120 lm	—	100 lm
Net weight	0.53 - 0.91 kg (1.2 - 2.0 lbs)	0.56 - 0.92 kg (1.2 - 2.1 lbs)	0.51 - 0.83 kg (1.1 - 1.8 lbs)	0.27 - 0.43 kg (0.6 - 1.0 lbs)

	Cordless Inflator	
	DMP180 	MP100D 
	LXT18V 12V max 	
	new 	
Max air Pressure	830 kPa (121PSI)	830 kPa (121PSI)
Air Discharge Amount	200 kPa: 10 L/min	200 kPa: 10 L/min
Work Amount	10 pcs 16" Tires w/ BL1850B	5.2 pcs 16" Tires w/ BL1041B
Net weight	1.5 - 1.8 kg (3.3 - 4.0 lbs.)	1.2 - 1.3 kg (2.6 - 3.0 lbs.)



(DMR301)

Cordless Job Site Charger Radio

DMR301 / DMR300

12Vmax-18V CXT LXT Li-Ion Cordless Bluetooth Job Site DAB / DAB+ Radio (DMR301)



Charging the battery cartridge

To charge the battery cartridge with this radio, insert the battery cartridge and then plug the AC power adaptor to the mains.

Indicator for battery capacity



The indicator for battery capacity blinks when the battery cartridge is being charged. The charging status is as follows:



Indicator for battery capacity	Charging status
(blinking)	Charging (less than 80%)
(blinking)	Charging (80% or more has been charged)
(lights up)	Charged (100%)

Li-ion Battery & Charging Time Reference : min



12Vmax



1.5Ah	BL1016	32
2.0Ah	BL1821B	41
4.0Ah	BL1841B	78



18V



1.5Ah	BL1815N	25
2.0Ah	BL1820B	35
3.0Ah	BL1830B	45
4.0Ah	BL1840B	65
5.0Ah	BL1850B	80
6.0Ah	BL1860B	100

AUX-IN jack



used as a stereo speaker by connecting to external audio source with a commercial connecting cable.

USB output port




- allows for charging a mobile device.
- Type A USB socket for DC5V/ 2.4A USB output

AC adapter jack



Bottle Opener



equipped with Bluetooth class 2** to wirelessly play music from a mobile device.

**With a range of 10m (33ft); up to 30m (100ft) in good radio conditions

DMR301

Job Site Radio

12Vmax-18V CXT LXT Li-Ion Cordless Bluetooth Job Site DAB / DAB+ Charger Radio



Frequency Band	FM / DAB / DAB+: 87.5 - 108 MHz / 174.928 - 239.200 MHz / 174.928 - 239.200 MHz
Speaker Size	Woofer: Ø89 mm x2
Bluetooth	Version: 4.2
	Max Transmission Range (Optimum): 30 m (98 ft)
Dimensions (L x W x H)	285x185x305 mm (11-1/4"x7-1/4"x12")
Net weight	4.4 kg (9.7 lbs.)

Dimensions (with carry handle in upright position)



new

AC Adaptor, AA Battery

DMR300

Job Site Radio

12Vmax-18V CXT LXT Li-Ion Cordless Bluetooth Job Site Charger Radio



Frequency Band	FM / AM: 87.5 - 108 MHz / 520 - 1,710 kHz
Speaker Size	Woofer: Ø89 mm x2
Bluetooth	Version: 4.2
	Max Transmission Range (Optimum): 30 m (98 ft)
Dimensions (L x W x H)	285x185x305 mm (11-1/4"x7-1/4"x12")
Net weight	4.4 kg (9.7 lbs.)

Dimensions (with carry handle in upright position)



new

AC Adaptor, AA Battery

High Quality Sound Radio

With midrange / treble speakers and woofer for deeper and richer sound



7 Selectable sound modes

- Sound mode can be selected to suit the music genre.
- MY EQ (my equalizer) mode enables to independently adjust treble, midrange and bass for a desired sound quality.
- LED color indicates the selected sound mode.

Equalizer	LED
FLAT	White
JAZZ	Blue
ROCK	Red
CLASSIC	Brown
POP	Pink
NEWS	Yellow
MY EQ	Green



equipped with Bluetooth class 2** to wirelessly play music from a mobile device.

**With a range of 10m (33ft); up to 30m (100ft) in good radio conditions

Carry handle with built in FM antenna

- Swivels 90 degrees
- Features soft grip

Dust and shower-proof construction: IP65

For use in outdoor applications or harsh environments

USB output port

- allows for charging a mobile device.
- Type A USB socket for DC5V/ 2.4A USB output

AUX-IN jack

used as a stereo speaker by connecting to external audio source with a commercial connecting cable.



DMR115 Job Site Radio

12Vmax-18V CXT LXT Li-Ion Cordless Bluetooth Job Site DAB / DAB+ Radio



Frequency Band	FM / DAB / DAB+: 87.5 - 108 MHz / 174.928 - 239.200 MHz / 174.928 - 239.200 MHz
Speaker Size	Sides: Ø63.5 mm x2 / Bottom: Ø101.6 mm
Max Output	18V: 5 W x2 +25 W / 14.4V: 3 W x2 +15 W 12Vmax: 2 W x2 +10 W
Bluetooth	Version: 5.0 Profile: A2DP / SCMS-T / AVRCP Supported Codec: SBC / AAC Max Transmission Range (Optimum): 10 m (33 ft) Transmission Power Class: 2 Compatible Bluetooth Profile: A2DP
Dimensions (L x W x H)	w/ Handle in Upright Position: 268x164x437 mm (10-1/2"x6-1/2"x17-1/4")
Net weight	5.0 - 5.5 kg (11.1 - 12.1 lbs.)

new



AC Adaptor

DMR114 Job Site Radio

12Vmax-18V CXT LXT Li-Ion Cordless Bluetooth Job Site Radio



Frequency Band	FM / AM: 87.5 - 108 MHz / 522 - 1,710 kHz
Speaker Size	Sides: Ø63.5 mm x2 Bottom: Ø101.6 mm
Max Output	18V: 5 W x2 +25 W / 14.4V: 3 W x2 +15 W 12Vmax: 2 W x2 +10 W
Bluetooth	Version: 5.0 Profile: A2DP / SCMS-T / AVRCP Supported Codec: SBC Max Transmission Range (Optimum): 10 m (33 ft) Transmission Power Class: 2 Compatible Bluetooth Profile: A2DP
Dimensions (L x W x H)	w/ Handle in Upright Position: 268x164x437 mm (10-1/2"x6-1/2"x17-1/4")
Net weight	5.1 - 5.6 kg (11.3 - 12.3 lbs.)

new



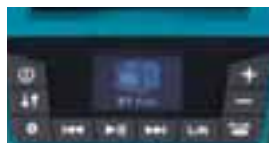
AC Adaptor, AA Battery

Multi-speaker connection

- True Wireless Stereo (TWS) technology allows the user to wirelessly pair two DMR203's via Bluetooth multi-pairing and to enjoy a deep, rich and powerful stereo sound.
- Up to ten DMR203's can be paired and connected to one mobile device to play the same sound simultaneously.

Color LCD panel

- displays the status of speaker and equalizer settings.
- Displays song titles and artist names, etc.



DMR203 Cordless Job Site Speaker

12V max / 14.4V / 18V CXT LXT TWS Cordless Bluetooth Job Site Speaker



Speaker Size	Woofer: Ø101.6 mm Tweeter: Ø36 mm
Bluetooth	Version: 5.0 Profile: A2DP / SCMS-T / AVRCP Supported Codec: SBC Max Transmission Range: 10 m (33 ft)
Dimensions (L x W x H)	w/ Handle in Retracted Position: 217x205x199 mm (8-1/2"x8-1/8"x7-7/8") w/ Handle in Upright Position: 217x205x286 mm (8-1/2"x8-1/8"x11-1/4")
Net weight	2.7 - 3.4 kg (6.0 - 7.5 lbs.)

new



AC Adaptor

DMR112 Job Site Radio

7.2V-18V CXT LXT Li-Ion Cordless Bluetooth Job Site DAB / DAB+ Radio



Frequency Band	FM / DAB / DAB+: 87.5 - 108 MHz / 174.928 - 239.200 MHz / 174.928 - 239.200 MHz
Speaker Size	Woofer: Ø89 mm x2
Bluetooth	Version: 4.0 Profile: A2DP / SCMS-T Supported Codec: SBC / AAC Max Transmission Range (Optimum): 10 m (33 ft) w/ Handle in Upright Position:
Dimensions (L x W x H)	262x163x431 mm (10-3/8"x6-3/8"x17")
Net weight	4.3 - 4.9 kg (9.5 - 10.9 lbs.)



AC Adaptor

DMR108 / DMR107 Job Site Radio

7.2V-18V CXT LXT Li-Ion Cordless Bluetooth Job Site Radio(DML108 only)



Frequency Band	FM / AM: 87.5 - 108 MHz / 522 - 1,710 kHz
Speaker Size	Woofer: DMR108: Ø89 mm x2 / DMR107: Ø76 mm x2
Bluetooth	Version: 4.0 (DML108 only) Profile: A2DP / SCMS-T Supported Codec: SBC Max Transmission Range (Optimum): 10 m (33 ft)
Dimensions (L x W x H)	w/ Handle in Upright Position: DMR108: 262x163x431 mm (10-3/8"x6-3/8"x17") DMR107: 257x163x431 mm (10-1/8"x6-3/8"x17")
Net weight	DMR108: 4.4 kg (9.7 lbs.) DMR107: 4.1 kg (9 lbs.)



AC Adaptor, AA Battery

DMR106 Job Site Radio

7.2V-18V LXT Li-Ion Cordless Bluetooth Job Site Radio, G-Battery



Frequency Band	FM / AM: 522 - 1,710 MHz / 87.5 - 108 kHz
Speaker Size	Woofer: Ø89 mm x2
Bluetooth	Version: 4.0 Profile: A2DP / SCMS-T Supported Codec: SBC Max Transmission Range: 10 m (33 ft)
Dimensions (L x W x H)	w/ Handle in Upright Position: 262x163x431 mm (10-3/8"x6-3/8"x17")
Net weight	4.4 - 5 kg (9.7 - 11 lbs.)



AC Adaptor

DMR110 / DMR109 Job Site DAB/DAB+ Radio

7.2V-18V CXT LXT Li-Ion Cordless Job Site DAB / DAB+ Radio(DMR110)



Frequency Band	DMR110: FM / DAB / DAB+: 87.5 - 108 MHz / 174.928 - 239.200 MHz / 174.928 - 239.200 MHz DMR109: FM / DAB: 87.5 - 108 MHz / 174.928 - 239.200 MHz
Speaker Size	Woofer: Ø76 mm x2
Dimensions (L x W x H)	w/ Handle in Upright Position: 257x163x431 mm (10-1/8"x6-3/8"x17")
Net weight	4.1 - 4.6 kg (9 - 10.2 lbs.)



AC Adaptor

DMR050 Flashlight Radio

18V / 14.4V LXT Li-Ion Cordless Flashlight Radio



Run Time (hrs)	Up to: 30
Practical max output	2.0 W-3.0 Ah / 1.5 W-1.3 Ah
Frequency Band	FM / AM: 522 - 1,629 MHz / 87.5 - 108 kHz
Dimensions (L x W x H)	263x75x179 mm (10-3/8"x2-15/16"x7")
Net weight	0.92 - 1.3 kg (2 - 2.9 lbs.)



Strap

MR052 Job Site Radio

12V max CXT Li-Ion Cordless Radio



Frequency Band	FM / AM: 87.5 - 108 MHz / 522 - 1,710 kHz
Continuous use (hours)	w/ BL1041B: 30 w/ BL1021B: 15 w/ BL10116: 11
Dimensions (L x W x H)	169x73x74 mm (6-5/8"x2-7/8"x2-15/16")
Net weight	0.56 - 0.72 kg (1.2 - 1.6 lbs.)



AC Adaptor

DMR202 / DMR201 Cordless Job Site Speaker

12V max / 14.4V / 18V CXT LXT Li-Ion Cordless Bluetooth Job Site Speaker



LCD panel DMR202

LED display DMR201



VIDEO CLIP

This movie was filmed in Japan. Models and specs may vary by country.

Speaker Size	Woofer/Tweeter: Ø101.6 / Ø36 mm
Bluetooth	Version: 4.0 Profile: A2DP / SCMS-T / AVRCP Supported Codec: SBC Max Transmission Range: 10 m (33 ft)
Run Time (hrs)	DMR202: 1.4 - 32 / 1.3 - 25 / 0.9 - 23
18V / 14.4V / 12V max	DMR201: 1.4 - 32 / 1.3 - 25 / 0.9 - 24
Dimensions (L x W x H)	DMR202: 211x206x286 mm (8-5/16"x8-1/8"x11-1/4") DMR201: 211x203x286 mm (8-5/16"x8"x11-1/4")
Net weight	2.7 - 3.3 kg (5.9 - 7.3 lbs)



AC Adaptor

DMR200 Cordless Job Site Speaker

12V max / 14.4V / 18V CXT LXT Li-Ion Cordless Bluetooth Job Site Speaker



Speaker Size	Woofer: Ø101.6 mm Tweeter: Ø36 mm
Bluetooth	Version: 4.0 Profile: A2DP / SCMS-T / AVRCP Supported Codec: SBC Max Transmission Range: 10 m (33 ft)
Dimensions (L x W x H)	211x203x286 mm (8-5/16"x8"x11-1/4")
Net weight	2.9 - 3.4 kg (6.4 - 7.4 lbs.)





















AC Adaptor









Product Comparison List

Cordless Job Site Radio and Flashlight Radio, Job Site Speaker 18V 12V max

Cordless

	Job Site Radio					
	new DMR301 	new DMR300 	new DMR115 	new DMR114 	DMR112 	DMR110 
	Battery Charging	Battery Charging				
Run time (hrs)	Up to : TBA with BL1850B	Up to : TBA with BL1850B	Up to : 16 with BL1850B	Up to : 17 with BL1850B	Up to : 26 with BL1850B	Up to : 25 with BL1850B
 Bluetooth	●	●	●	●	●	
	●		●		●	●
	●		●		●	●
Net weight	4.4 kg (9.7 lbs.)	4.4 kg (9.7 lbs.)	5.0 - 5.5 kg (11.1 - 12.1 lbs.)	5.1 - 5.6 kg (11.3 - 12.3 lbs.)	4.3 - 4.9 kg (9.5 - 10.9 lbs.)	4.1 - 4.6 kg (9.0 - 10.2 lbs)

	Job Site Radio				Flashlight Radio	
	DMR109 	DMR108 	DMR107 	DMR106 	MR052 	DMR050 
Run time (hrs)	Up to : 25 with BL1850B	Up to : 33 with BL1850B	Up to : 35 with BL1850B	Up to : 27.5 with BL1850B	Up to : 30 with BL1041B	Up to : 38 Radio : with BL1850B Up to : 10 Radio+light : with BL1850B
 Bluetooth		●		●		
						
	●					
Net weight	4.1 - 4.6 kg (9.0 - 10.2 lbs)	4.4 kg (9.7 lbs)	4.1 kg (9.0 lbs)	4.4 - 5 kg (9.7 - 11 lbs)	0.56 - 0.72 kg (1.2 - 1.6 lbs)	0.92 - 1.3 kg (2.0 - 2.9 lbs)

	Job Site Speaker			
	new DMR203 	DMR202  LCD panel  Displays song titles and singers etc.	DMR201  LED display  indicates the Bluetooth connection etc.	DMR200 
Run time (hrs)	Up to : 26 Bluetooth : with BL1850B	Up to : 26 Bluetooth : with BL1850B	Up to : 26 Bluetooth : with BL1850B	Up to : 31 Bluetooth : with BL1850B
 Bluetooth	●	●	●	●
 USB (Enable to play from USB)		●	●	
Net weight	2.7 - 3.4 kg (6.0 - 7.5 lbs)	2.7 - 3.3 kg (6.0 - 7.3 lbs)	2.7 - 3.3 kg (5.9 - 7.3 lbs)	2.9 - 3.4 kg (6.4 - 7.4 lbs)

DCF300 Cordless Fan

18V / 14.4V LXT Li-Ion Cordless 300 mm (13") Fan



Dimensions (L x W x H) 315x480x600 mm
(12-3/8"x18-7/8"x23-5/8")
Net weight 4.3 - 4.7 kg (9.5 - 10.3 lbs.)



AC Adaptor



DCF203 Cordless Fan

18V / 14.4V LXT Li-Ion Cordless 235 mm (9-1/4") Automatic Swing Fan



VIDEO CLIP

This movie was filmed in Japan. Models and specs may vary by country.

Max Air Velocity High / Med / Low: 190 / 150 / 120 m/min
Air Flow High / Med / Low: 8.2 / 6.5 / 5.2 m³/min
Dimensions (L x W x H) 140x333x447 mm (5-1/2"x13"x16-1/2")
Net weight 1.9 - 2.6 kg (4.2 - 5.6 lbs.)



new

AC Adaptor



DCF102 Cordless Fan

18V / 14.4V LXT Li-Ion Cordless 180 mm (7-1/8") Automatic Swing Fan



Air Flow High / Med / Low: 4.6 / 3.8 / 3.0 m³/min
Dimensions (L x W x H) 185x272x284 mm
(7-1/4"x10-3/10"x11-1/8")
Net weight 1.3 - 2.0 kg (2.9 - 4.4 lbs.)



AC Adaptor



DCF201 Cordless Fan

18V / 14.4V LXT Li-Ion Cordless 250 mm (9-7/8") Fan



Dimensions (L x W x H) 263x330x523 mm (10-3/8"x13"x20-5/8")
Net weight 2.5 - 2.9 kg (5.5 - 6.3 lbs.)



AC Adaptor



CF101D Cordless Fan

12V max CXT Li-Ion Cordless 180 mm (7-1/8") Automatic Swing Fan



Air Flow High / Med / Low: 4.6 / 3.8 / 3.0 m³/min
Dimensions (L x W x H) 185x260x284 mm
(7-1/4"x10-1/4"x11-1/8")
Net weight 1.3 - 1.7 kg (2.8 - 3.8 lbs.)



AC Adaptor



CF100D Cordless Fan

12V max CXT Li-Ion Cordless 180 mm (7-1/8") Fan



Dimensions (L x W x H) w/ BL1016/BL1021B: 149x260x252 mm
(5-7/8"x10-1/4"x9-7/8")
Net weight 1.2 - 1.4 kg (2.7 - 3.1 lbs.)




AC Adaptor



DCB200 / CB100D Cordless Heated Blanket

18V / 14.4V LXT Li-Ion Heated Blanket (DCB200)
12V max CXT Li-Ion Heated Blanket (CB100D)



Run Time (hrs) DCB200: w/ BL1860B Low / Med / High: 35 / 20 / 10
CB100D: w/ BL1041B Low / Med / High: 14 / 7.5 / 4
Heat Zone Upper Center: 1
Heat Settings High / Medium / Low
Heat Value High: 9.5 W
Med: 4.5 W
Low: 2.3 W
Dimensions (L x W) 700x1,400 mm (27-1/2"x55")
Net weight 0.58 kg (1.28 lbs.)

Net Weight: w/o Battery & Battery Holder



▲ CB100D ▲ DCB200

new

Battery Holder, Storage Bag, Extension Cord



DCM501 Cordless Coffee Maker

12V max / 14.4V / 18V CXT LXT Li-Ion Cordless Coffee Maker



VIDEO CLIP

This movie was filmed in Japan. Models and specs may vary by country.

Water Tank Capacity 240 mL
Compatible Cafe Pod Type 60 mm
Dimensions (L x W x H) w/ BL1041B: 243x185x218 mm
(9-9/16"x7-5/16"x8-9/16")
w/ BL1830B / BL1840B / BL1850B / BL1860B: 243x187x218 mm
(9-9/16"x7-3/8"x8-9/16")
Net weight 1.9 - 2.2 kg (4.1 - 4.8 lbs.)

Net Weight: 1.4 kg w/o battery











Mug, Measuring Spoon
















Product Comparison List

Cordless Fan 18V 12V max

Cordless

	DCF300 ■	DCF203 ■	DCF102 ■	DCF201 ■	CF101D ■	CF100D ■
						
Continuous Use (min.)	High: 100 Med: 160 Low: 340 with BL1850B	High: 360 Med: 580 Low: 960 with BL1850B	High: 480 Med: 585 Low: 1060 with BL1850B	High: 180 Low: 400 with BL1850B	High: 630 Med: 380 Low: 275 with BL1041B	High: 275 Med: 380 Low: 630 with BL1041B
Max air speed (m/ min)	220	190	180	120	180	180
Fan size (mm)	330	235	180	230	180	180
Automatic swing fan	●	●	●		●	
Net weight	4.0 - 4.7 kg (8.9 - 10.3 lbs.)	1.9 - 2.6 kg (4.2 - 5.6 lbs.)	1.3 - 2.0 kg (2.9 - 4.4 lbs.)	2.2 - 2.7 kg (4.9 - 5.9 lbs.)	1.3 - 1.7 kg (2.8 - 3.8 lbs.)	1.2 - 1.4 kg (2.7 - 3.1 lbs.)
18V 	●	●	●	●		
12V max 					●	●

Cordless Heated Blanket / Cordless Coffee Maker 18V 12V max

	DCB200 ■ / CB100D ■	DCM501 ■
		
Run time (hrs)	High: 8 Med: 16 Low: 28 with BL1850B	High: 4 Med: 7.5 Low: 14 with BL1041B
Heat Zone	Upper Center 1	
Heat Value (w)	High: 9.5 Med: 4.5 Low: 2.3	
Net weight	0.58 kg (1.28 lbs.)	
18V 	● (DCB200)	●
12V max 	● (CB100D)	●
Run time (hrs)	    530ml (4.5 cups) with BL1850B	   260ml (2.1 cups) with BL1041B
Brewing time (120mL)	4 min. (approx.)	5.5 min. (approx.)
Water Tank Capacity (ml)		240
Compatible Cafe Pod Type (mm)		60
Net weight		1.9 - 2.2 kg (4.1 - 4.8 lbs)
18V 		●
12V max 		●



Fan Jacket Fan Vest

DFJ210 / DFJ211 / DFJ310 / DFJ311
DFJ410 / DFJ411 / DFJ212 / DFJ213 / DFJ214
DFV210



Heated Jacket Heated Vest

DCJ205 / CJ105D / DCJ206 / CJ106D
DCV202 / CV102D



18V

12V_{max}


Cordless Fan Jacket / Cordless Fan Vest

DFJ210 / DFJ211 / DFJ310 / DFJ311 / DFJ410 / DFJ411 / DFJ212 / DFJ213 / DFJ214 / DFV210


Two Fan units cool you down efficiently for more comfort.

BL
MOTOR

Max Air Flow

2.2 m³/min
(Turbo mode)

Thin, Flat Fan units do not disturb your operation.

**Polyester**
Water repellent

Stand-up collar

DFJ210

With hood

DFJ211

**Cotton**
Water absorbency

Stand-up collar

DFJ310

With hood

DFJ311

**Titanium-coated polyester**
UV and IR reflection

Stand-up collar

DFJ410

With hood

DFJ411



Features




Mesh pocket for ice pack

■ DFJ210 / DFJ211
■ DFJ310 / DFJ311
■ DFJ410 / DFJ411



Hood with mesh ear design

■ DFJ210
■ DFJ410 ■ DFJ310



Storable hood

■ DFJ212



Pen pocket

■ DFJ210 / DFJ211
■ DFJ310 / DFJ311
■ DFJ410 / DFJ411
■ DFJ213



Arm pocket

■ DFJ212
■ DFJ214



Loops for attaching safety pin

■ DFJ210 / DFJ211
■ DFJ310 / DFJ311
■ DFJ410 / DFJ411



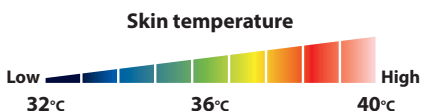
Foldable sleeves

■ DFJ310 / DFJ311
■ DFJ410 / DFJ411



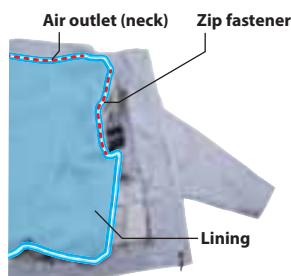

Comparison of body temperature rise during work

Skin temperature after a 10-minute work under temperature of 35°C and humidity of 60%

Never use the fan jacket where temperature reaches more than 50°C (122°F). Otherwise it may cause burns on your skin. Also avoid using in high humidity.



Circulate air throughout at the entire jacket



DFJ212 DFJ213 DFJ214 DFV210

DFJ210 / DFJ211 DFJ310 / DFJ311 DFJ410 / DFJ411

Use of high performance fabric to fit the various scenes



Breathable water-repellent fabric

water scarcely permeate even the water-resistant pressure of 1,000mm

DFJ212 DFV210



Stretchable fabric

lightweight, stretchable, windproof comfortable to wear

DFJ213



Water-repellent, antistatic fabric

water-repellent and breathability make reduced in stuffy feeling

DFJ214

Polyester High-repellency fabric

Stand-up collar with stowaway hood

Casual type

DFJ212



Polyester Stretchable fabric

Stand-up collar Working wear type

DFJ213



Polyester Water repellency, antistatic fabric

Stand-up collar High-visibility type

DFJ214



Polyester High-repellency fabric

Stand-up collar Vest type

DFV210



Shoulder pads
DFJ410 / DFJ411



Insert supporting slider
DFJ212
DFV210



Velcro tabs for cuff adjustment
DFJ212



Drawcord on hem for adjustable fit
DFJ212
DFV210



Zip fastener with quick release function
DFJ213
DFJ214



Snap button and rubber shirring for hem adjustment
DFJ213
DFJ214



Antistatic material
DFJ214



Retroreflective material
DFJ214

18V

12V_{max}


Cordless Heated Jacket / Cordless Heated Vest

DCJ205 / DCJ206 / CJ105D / CJ106D / DCV202 / CV102D


HEATED JACKET and VEST

Heating effects

When wearing in a minus 5 degree C environment (in High mode)




when switch is off



about 15 minutes after switch-on

3 Heat settings

Continuous runtime on a single full battery charge



with BL1850B (18V-5.0Ah Battery)

5 Heat zones

■ DCJ205 / CJ105D ■ DCJ206 / CJ106D

Left chest, right chest and back have each heating element.



4 Heat zones

■ DCV202 / CV102D

Left chest, right chest and back, neck have each heating element.



Wind and Water Resistance

prevents penetration of water such as light rain.



Fleece lining

warms a body even when switch is off



Washable and dryable

Detach the battery holder from the jacket or vest before washing.



■ Jacket type
DCJ205 / CJ105D



■ High-visibility type
DCJ206 / CJ106D



■ Vest type
DCV202 / CV102D



Max run time

7.0 h

Mode : High

Battery : BL1850B

Features



Battery pocket

■ DCJ205 / CJ105D
■ DCJ206 / CJ106D
■ DCV202 / CV102D



Two-way zip fastener

■ DCJ205 / CJ105D
■ DCJ206 / CJ106D
■ DCV202 / CV102D



Pen pocket

■ DCJ205 / CJ105D



Detachable hood

■ DCJ206 / CJ106D



Name tag holder

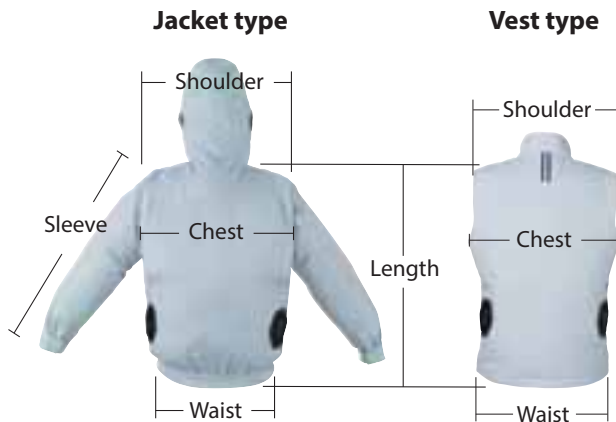
■ DCJ206 / CJ106D



Retroreflective material

■ DCJ206 / CJ106D

Jacket Size



Heated Jacket Heated Vest

	size	S	M	L	XL	2XL	3XL
■ DCJ205 / CJ105D	Length	68	69	71	75	78	82
	Shoulder	50.5	52.5	54.5	55.5	56.5	57.5
	Sleeve	63	64.5	66	67	68	69
	Chest	108	118	128	138	146	156
■ DCJ206 / CJ106D	Waist	102	112	122	132	140	150
	Length	72	73	74	75	76	77
	Shoulder	47.5	49.5	51.5	53.5	55.5	57.5
	Chest	114	120	126	132	138	144
■ DCV202 / CV102D	Waist	116	122	128	134	140	146

(in cm)

Fan Jacket Fan Vest	Asian Size / EU&US Size	S	M	L	XL	2XL	3XL
■ DFJ212	Length	62/66	64/68	66/70	68/71	70/72	72/73
	Shoulder	40/44	42/46	44/48	46/50	48/52	50/54
	Sleeve	79/87	82/90	85/93	88/95	91/97	92/99
	Chest	108/117	113/122	118/127	123/132	128/137	133/142
	Waist	102/111	107/116	112/121	117/126	122/131	127/136
■ DFJ213	Length	61/65	63/67	65/69	67/70	69/71	70/72
	Shoulder	43/47	45/49	47/51	49/53	51/55	53/57
	Sleeve	58/62	60/64	62/66	64/67	66/68	66/69
	Chest	109/117	114/122	119/127	124/132	129/137	134/142
	Waist	95~103/ 103~111	100~108/ 108~116	105~113/ 113~121	110~118/ 118~126	115~123/ 123~131	120~128/ 128~136
■ DFJ214	Length	64/68	66/70	68/72	70/73	72/74	73/75
	Shoulder	43/47	45/49	47/51	49/53	51/55	53/57
	Sleeve	58/62	60/64	62/66	64/67	66/68	66/69
	Chest	109/117	114/122	119/127	124/132	129/137	134/142
	Waist	95~103/ 103~111	100~108/ 108~116	105~113/ 113~121	110~118/ 118~126	115~123/ 123~131	120~128/ 128~136
■ DFJ210 / DFJ211	Length	62/68	64/70	66/72	68/74	70/76	72/78
	Shoulder	50/56.5	52/59	54/61.5	56/64	58/66.5	60/69
■ DFJ310 / DFJ311	Sleeve	52/58	54/60	56/62	58/64	60/66	62/68
	Chest	114/126	118/131	122/136	126/141	130/146	134/151
■ DFJ410 / DFJ411	Waist	74~105/ 87~113	78~109/ 92~113	82~113/ 97~113	86~117/ 102~113	90~121/ 07~138	94~125/ 112~143
	Length	63/67	65/69	67/71	69/72	71/73	73/74
■ DFV210	Shoulder	39/43	41/45	43/47	45/49	47/51	49/53
	Chest	106/113	111/118	116/123	121/128	126/133	131/138
	Waist	100/107	105/112	110/117	115/122	120/127	125/132

(in cm)

Longer continuous run time on a single full battery charge

Model No.	Battery holder	Li-ion Battery	Continuous run time Low / Medium / High	Net weight Jacket size L	Pockets
■ DFJ210		18V 	29 / 21 / 12 h with BL1850B	0.39kg (0.9 lbs.)	5
■ DFJ211				0.41kg (0.9 lbs.)	
■ DFJ310				0.49kg (1.1 lbs.)	
■ DFJ311				0.52kg (1.1 lbs.)	
■ DFJ410				0.47kg (1.0 lbs.)	
■ DFJ411		12V max 	13 / 9 / 5 h with BL1041B	0.49kg (1.1 lbs.)	4
■ DFJ212				0.43kg (0.9 lbs.)	
■ DFJ213				0.54kg (1.2 lbs)	
■ DFJ214				0.54kg (1.2 lbs)	
■ DFV210				0.38kg (0.8 lbs)	
■ DCJ205		18V 	35 / 14 / 8.5 h with BL1860B	1.1kg (2.5 lbs.)	6
■ DCJ206				1.2kg (2.5 lbs.)	
■ DCV202				0.5kg (1.1 lbs.)	
■ CJ105D		12Vmax 	14 / 5.5 / 3.5 h with BL1041B	1.1kg (2.5 lbs.)	6
■ CJ106D				1.2kg (2.5 lbs.)	
■ CV102D				0.5kg (1.1 lbs.)	

Net Weight : Jacket size L only


As a charger for smart phones

Compatible with 12V max CXT Li-ion batteries



Adapter for USB

ADP08



Number of times iPhone 7 can be fully charged

3 times	: BL1041B	4.0Ah
1 time	: BL1021B	2.0Ah
	: BL1016	1.5Ah



Adapter for USB Series

ADP05



ADP06



2 USB output ports with Caps provide 4.2A* output for charging smart phones, tablets, etc.



ADP05 only

Belt clip



Strap hole



ADP05 only

Cleaners



AWS

Auto - start Wireless System

Switch on the tool



Vacuum cleaner
is activated



This movie was filmed in Japan.
Models and specs may vary by country.

 **Bluetooth®**

AWS connects to power tool with Bluetooth

The Bluetooth® word mark and logos are registered trademarks owned by the Bluetooth SIG, Inc. and any use of such marks by Makita is under license. Other trademarks and trade names are those of their respective owners.



Cleaning mechanism of paper dust bag for work efficiency (DVC660 / DVC665 only)

Even when vacuuming concrete dust tending to clog filters, actuation of this mechanism allows to collect approximately up to 4.0L, 70% of the paper dust bag capacity. (approximately 3.0L [50%] when not actuated)



- This mechanism can be actuated:
- Automatically by the vibration due to walking
 - Manually by operating a lever by hand




HEPA filter

Exhaust air is as clean as that of air cleaner.

HEPA Filter is used as the main filter to capture very fine particles effectively.

Able to capture **99.97%** of particles as small as **0.3-1μm**



DVC660 / DVC665

DVC261 / DVC265

Controller

DVC660 / DVC261

DVC665 / DVC265 **AWS**



Side Battery (DVC660 / DVC660 only)



DVC660

18V X2 (36V) LXT BL Brushless HEPA Cordless Backpack Vacuum Cleaner

Cordless Backpack Vacuum Cleaner



- Cleaning mechanism for paper dust bag
- Increased suction power for improved dust collection
- BL motor allows 2.2 m³/min of Max air flow / 11 kPa of Max sealed suction and long run time
- Mode memory function allows to start in the same suction power when you turned it off previously
- Delivers up to 140 min of run time using BL1860B on normal setting



Floor Nozzle, Hose, Hose Band, Nozzle assembly, Telescopic pipe assembly, Bent Pipe, Switching nozzle, Free Nozzle, Dust Bag, Front Cuffs (22, 24), Battery, Charger

Capacity	Paper Dust Bag: 6.0 L Cloth Dust Bag: 5.5 L
Max Air Flow	w/ Hose complete 32-1.0: 2.2 m ³ /min w/ Hose Complete 28-1.0: 2.0 m ³ /min
Max Sealed Suction	11 kPa
Suction Power	Max / High / Normal w/ Hose 32-1.0: 95 / 50 / 25 W Max / High / Normal w/ Hose 28-1.0: 90 / 45 / 25 W
Vibration Level	Operation w/o Load: 2.5 m/s ² or less
Sound Pressure Level	70 dB(A) or less
Dimensions (L x W x H)	297x174x523 mm (11-3/4"x6-7/8"x20-5/8")
Net weight	6.1 - 6.7 kg (13.4 - 14.8 lbs.)

DVC665

18V X2 (36V) LXT BL AWS HEPA Cordless Backpack Vacuum Cleaner

Cordless Backpack Vacuum Cleaner



- Cleaning mechanism for paper dust bag
- Auto-start Wireless System (AWS) connects to power tool with Bluetooth
- Increased suction power for improved dust collection when connected with Makita power tools
- BL motor allows 1.8 m³/min of Max air flow / 11 kPa of Max sealed suction and long run time
- Mode memory function allows to start in the same suction power when you turned it off previously



Floor Nozzle, Hose, Hose Band, Nozzle assembly, Telescopic pipe assembly, Bent Pipe, Switching nozzle, Free Nozzle, Dust Bag, Front Cuffs (22, 24), Battery, Charger


Capacity	Paper Dust Bag: 6.0 L Cloth Dust Bag: 5.5 L
Max Air Flow	w/ Hose Complete 28-1.5: 1.8 m ³ /min
Max Sealed Suction	11 kPa
Suction Power	High / Normal w/ Hose 28-1.5: 85 / 45 W
Vibration Level	Operation w/o Load: 2.5 m/s ² or less
Sound Pressure Level	70 dB(A) or less
Dimensions (L x W x H)	297x174x523 mm (11-3/4"x6-7/8"x20-5/8")
Net weight	6.1 - 6.7 kg (13.5 - 14.9 lbs.)



Auto-start Wireless System (DVC265 / DVC665 only)

The wireless activation function enables clean and comfortable operation. By connecting a supported tool to the cleaner, you can run the cleaner automatically along with the switch operation of the tool.

Expanding AWS Line-up



AWS connects to power tool with Bluetooth

The Bluetooth® word mark and logos are registered trademarks owned by the Bluetooth SIG, Inc. and any use of such marks by Makita is under license. Other trademarks and trade names are those of their respective owners.

DVC261

18V X2 (36V) LXT HEPA BL Brushless Cordless Backpack Vacuum Cleaner

Cordless Backpack Vacuum Cleaner



- Increased suction power for improved dust collection when connected with Makita power tools
- BL motor allows 2.3 m³/min of Max air flow / 11 kPa of Max sealed suction / 105 W of Suction power and long run time to go together
- Mode memory function allows to start in the same suction power when you turned it off previously
- Delivers up to 140 min of run time using BL1860B on normal setting
- Two 18V LXT Li-Ion batteries deliver the power and run time for corded demands without leaving the 18V LXT platform



Floor Nozzle, Hose, Hose Band, Nozzle assembly, Telescopic pipe assembly, Bent Pipe, Switching nozzle, Free Nozzle, Dust Bag, Front Cuffs (22, 24), Battery, Charger

Capacity	Paper Dust Bag: 2.0 L Cloth Dust Bag: 1.5 L
Max Air Flow	w/ Hose Complete 32-1.0: 2.2 m³/min w/ Hose Complete 28-1.0: 2.0 m³/min w/ Hose Complete 28-1.5: 1.8 m³/min
Max Sealed Suction	11 kPa
Suction Power	Max / High / Normal w/ Hose 32-1.0: 95 / 50 / 25 W Max / High / Normal w/ Hose 28-1.0: 90 / 45 / 25 W Max / High / Normal w/ Hose 28-1.5: 85 / 45 / 25 W
Vibration Level	Operation w/o Load: 2.5 m/s² or less
Sound Pressure Level	70 dB(A) or less
Dimensions (L x W x H)	297x174x523 mm (11-3/4"x6-7/8"x20-5/8")
Net weight	3.8 - 4.5 kg (8.5 - 9.9 lbs.)

DVC265

18V X2 (36V) LXT HEPA BL AWS Cordless Backpack Vacuum Cleaner

Cordless Backpack Vacuum Cleaner



- Auto-start Wireless System (AWS) connects to power tool with Bluetooth
- Increased suction power for improved dust collection when connected with Makita power tools
- BL motor allows 2.0 m³/min of Max air flow / 11 kPa of Max sealed suction / 90 W of Suction power and long run time to go together
- Mode memory function allows to start in the same suction power when you turned it off previously
- Delivers up to 75 min of run time using BL1860B on normal setting



Hose, Hose Band, Nozzle assembly, Telescopic pipe assembly, Bent Pipe, Switching nozzle, Free Nozzle, Dust Bag, Front Cuffs (22, 24), Wireless Unit, Battery, Charger

Capacity	Paper Dust Bag: 2.0 L Cloth Dust Bag: 1.5 L
Max Air Flow	w/ Hose Complete 28-1.0: 2.0 m³/min w/ Hose Complete 28-1.5: 1.8 m³/min
Max Sealed Suction	11 kPa
Suction Power	High / Normal w/ Hose 28-1.0: 90 / 45 W High / Normal w/ Hose 28-1.5: 85 / 45 W
Vibration Level	Operation w/o Load: 2.5 m/s² or less
Sound Pressure Level	70 dB(A) or less
Dimensions (L x W x H)	230x152x373 mm (9"x6"x14-3/4")
Net weight	3.9 - 4.5 kg (8.6 - 10.0 lbs.)



DVC157L Cordless Vacuum Cleaner

18V X2 (36V) LXT BL AWS Cordless 15 L Dust Class L HEPA Vacuum Cleaner (Dry only)

new



Capacity	Dust / Water: 15 / - L
Max Air Flow	2.1 m ³ /min
Max Sealed Suction	11 kPa
Suction Power	105 W
Dimensions (L x W x H)	366x334x421 mm (14-3/8"x13-1/8"x16-1/2")
Net weight	8.0 - 8.6 kg (17.6 - 19.0 lbs.)



Floor Nozzle, Corner Nozzle, Straight Pipe, Bent Pipe, Hose (38mm-2.5m), Plastic Dust Bag, Plastic Dust Bag x10, Cloth Filter, Tool Box, Battery, Charger, Wireless Unit

DVC867L Cordless Vacuum Cleaner

18V X2 (36V) LXT BL AWS Cordless 8 L Dust Class L HEPA Vacuum Cleaner (Dry only)

new



Capacity	Dust / Water: 8 / - L
Max Air Flow	2.1 m ³ /min
Max Sealed Suction	11 kPa
Suction Power	105 W
Dimensions (L x W x H)	366x334x368 mm (14-3/8"x13-1/8"x14-1/2")
Net weight	7.8 - 8.4 kg (17.2 - 18.5 lbs.)



Floor Nozzle, Corner Nozzle, Straight Pipe, Bent Pipe, Hose (38mm-2.5m), Plastic Dust Bag, Plastic Dust Bag x10, Cloth Filter, Tool Box, Battery, Charger, Wireless Unit

DVC156L Cordless Vacuum Cleaner

18V X2 (36V) LXT BL Cordless 15 L Dust Class L Vacuum Cleaner (Dry only)

new



Capacity	Dust / Water: 15 / - L
Max Air Flow	2.1 m ³ /min
Max Sealed Suction	11 kPa
Suction Power	105 W
Dimensions (L x W x H)	366x334x421 mm (14-3/8"x13-1/8"x16-1/2")
Net weight	7.3 - 8.0 kg (16.1 - 17.6 lbs.)



Floor Nozzle, Long Sash Nozzle, Telescopic pipe assembly, Bent Pipe, Hose, Front Cuffs (22, 24, 38), Plastic Dust Bag x10, Filter, Tool Box, Battery, Charger

DVC866L Cordless Vacuum Cleaner

18V X2 (36V) LXT BL Cordless 8 L Dust Class L Vacuum Cleaner (Dry only)

new



Capacity	Dust / Water: 8 / - L
Max Air Flow	2.1 m ³ /min
Max Sealed Suction	11 kPa
Suction Power	105 W
Dimensions (L x W x H)	366x334x368 mm (14-3/8"x13-1/8"x14-1/2")
Net weight	7.1 - 7.8 kg (15.7 - 17.2 lbs.)



Floor Nozzle, Corner Nozzle, Straight Pipe, Bent Pipe, Hose (38mm-2.5m), Plastic Dust Bag, Plastic Dust Bag x10, Cloth Filter, Tool Box, Battery, Charger

DVC155L Cordless Vacuum Cleaner

18V X2 (36V) LXT BL Cordless 15 L Dust Class L Vacuum Cleaner (Wet & Dry)

new



Capacity	Dust / Water: 15 / 12 L
Max Air Flow	2.1 m ³ /min
Max Sealed Suction	11 kPa
Suction Power	105 W
Dimensions (L x W x H)	366x334x421 mm (14-3/8"x13-1/8"x16-1/2")
Net weight	7.3 - 7.9 kg (16.1 - 17.4 lbs.)



Floor Nozzle, Long Sash Nozzle, Telescopic pipe assembly, Bent Pipe, Pipe, Hose, Plastic Dust Bag x10, Filter, Tool Box, Battery, Charger

DVC865L Cordless Vacuum Cleaner

18V X2 (36V) LXT BL Cordless 8 L Dust Class L Vacuum Cleaner (Wet & Dry)

new



Capacity	Dust / Water: 8 / 6 L
Max Air Flow	2.1 m ³ /min
Max Sealed Suction	11 kPa
Suction Power	105 W
Dimensions (L x W x H)	366x334x368 mm (14-3/8"x13-1/8"x14-1/2")
Net weight	7.1 - 7.7 kg (15.7 - 17.0 lbs.)



Floor Nozzle, Long Sash Nozzle, Telescopic pipe assembly, Bent Pipe, Pipe, Hose, Plastic Dust Bag x10, Filter, Tool Box, Battery, Charger

DVC150L / DVC151L Corded and Cordless Vacuum Cleaner

Corded / 18V X2 (36V) LXT Li-Ion Cordless 15 L Dust Class L Vacuum Cleaner



353 mm	DVC150L	DVC151L
Capacity	Dust / Water: 15 / 12 L	Dust / Water: 15 / - L
Max Air Flow	AC / DC: 3.6 / 2.1 m ³ /min	AC / DC: 3.6 / 2.1 m ³ /min
Max Sealed Suction	AC / DC: 24 / 9 kPa	AC / DC: 24 / 9 kPa
Suction Power	AC / DC: 320 / 25 - 70 W	AC / DC: 320 / 25 - 70 W
Vibration Level	2.5 m/s ² or less	2.5 m/s ² or less
Sound Pressure Level	75 dB(A)	75 dB(A)
Dimensions (L x W x H)	366x334x421 mm (14-3/8"x13-1/8"x16-1/2")	366x334x421 mm (14-3/8"x13-1/8"x16-1/2")
Net weight	8.9 - 9.6 kg (19.7 - 21.1 lbs.)	9.6 - 10.3 kg (21.2 - 22.6 lbs.)



Floor Nozzle, Corner Nozzle, Straight Pipe, Bent Pipe, Hose (38mm-2.5m), Plastic Dust Bag, Plastic Dust Bag x10, Cloth Filter(DVC150L), Powder Filter(DVC151L), Tool Box, Connection cord (country-specific), Battery, Charger

DVC860L / DVC861L Corded and Cordless Vacuum Cleaner

Corded / 18V X2 (36V) LXT Li-Ion Cordless 8 L Dust Class L Vacuum Cleaner



353 mm	DVC860L	DVC861L
Capacity	Dust / Water: 8 / 6 L	Dust / Water: 8 / - L
Max Air Flow	AC / DC: 3.6 / 2.1 m ³ /min	AC / DC: 3.6 / 2.1 m ³ /min
Max Sealed Suction	AC / DC: 24 / 9 kPa	AC / DC: 24 / 9 kPa
Suction Power	AC / DC: 320 / 25 - 70 W	AC / DC: 320 / 25 - 70 W
Vibration Level	2.5 m/s ² or less	2.5 m/s ² or less
Sound Pressure Level	75 dB(A)	75 dB(A)
Dimensions (L x W x H)	366x334x368 mm (14-3/8"x13-1/8"x14-1/2")	366x334x368 mm (14-3/8"x13-1/8"x14-1/2")
Net weight	8.6 - 9.2 kg (19 - 20.3 lbs.)	9.3 - 9.9 kg (20.5 - 21.8 lbs.)



Floor Nozzle, Corner Nozzle, Straight Pipe, Bent Pipe, Hose (38mm-2.5m), Plastic Dust Bag, Plastic Dust Bag x10, Cloth Filter(DVC860L), Powder Filter(DVC861L), Tool Box, Connection cord (country-specific), Battery, Charger

18V**12V_{max}****DRC200****18 V LXT BL Brushless Robotic Cleaner**

Robotic Cleaner



- Makita's intelligent robotic cleaner for commercial / industrial use
- Automatic cleaning thanks to many sensors with selectable two running modes: random mode cleaning / pattern mode cleaning
- Cleaning area setting function enables user to define a cleaning area
- Large 2.5L dust box attachable / detachable from the top of the cleaner

**LXT BL MOTOR**

Wireless remote controller (including two AAA alkaline batteries), Side Brush, Boundary Tape

Max cleaning area	w/ BL1850B x2: 500 m ²
	w/ BL1830B x2: 300 m ²
Max running speed	0.3 m/sec
Dust Box Capacity	2.5 L
Dimensions (L x W x H)	460x460x180 mm (18-1/8"x18-1/8"x7-1/8")
Net weight	7.8 kg (16.1 lbs.)

DVC350**18V LXT Li-Ion Cordless Vacuum Cleaner**

Cordless Vacuum Cleaner



- Compact and lightweight design for high portability
- Convenient for use with Makita cordless tools
- Large 3 L dust bag capacity
- Variable switch provides High/Low air volume settings to suit your application
- Shoulder belt can be easily slung over your shoulder for added mobility

**LXT**

Charger, Battery, Nozzle assembly, Dust bag assembly, Hose, Shoulder Belt

Max Air Flow	1.4 m ³ /min
Max Sealed Suction	6.0 kPa (612 mmH ₂ O)
(water column)	
Recoverable capacity	Dust : 3.0 L (0.8 gal)
Dimensions (L x W x H)	273x195x226 mm (10-3/4"x7-5/8"x8-7/8")
Net weight	2.2 - 2.4 kg (4.8 - 5.3 lbs.)

DVC750L**18V LXT BL Brushless Cordless 7.5 L Dust Class L HEPA Portable 2-Speed Vacuum Cleaner (Wet & Dry)**

Cordless Portable Vacuum Cleaner



- Compact, balance of suction power and work amount
- Automatic self-cleaning filtration system (optional) is designed to maintain optimum suction efficiency and longer filter life
- BL motor allows 1.6 m³/min of Max air flow / 6.7 kPa of Max sealed suction / 50 W of Suction power and long run time to go together
- HEPA filter is used to capture very fine particles effectively
- Approved for Dust Class L in accordance with the EU standard

**LXT BL MOTOR XPT**

Hose, Floor Nozzle, Sash Nozzle, Shoulder Belt, Round Brush, Shelf Brush, Joint, Battery, Charger

Capacity	Dust / Water: 7.5 / 4.5 L
Max Air Flow	High / Normal: 1.6 / 1.3 m ³ /min
Max Sealed Suction	High / Normal: 6.7 / 4.2 kPa
Suction Power	High / Normal: 50 / 25 W
Vibration Level	2.5 m/s ² or less
Sound Pressure Level	76 dB(A)
Dimensions (L x W x H)	418x251x278 mm (16-1/2"x9-7/8"x11")
Net weight	4.3 - 4.6 kg (9.4 - 10.1 lbs.)



This movie was filmed in Japan. Models and specs may vary by country.

CL121D**12V_{max} CXT Li-Ion Cordless 3-Speed Cleaner**

Cordless Cleaner



- Optimum housing design for car interior cleaning
- Comes with a variety of special nozzles optimum for cleaning car interior
- Also accepts the nozzles for our existing cordless cleaners
- Blower nozzle complete converts to a blower for added versatility
- Cleaning can be done without nozzle by using beveled end straight pipe as a nozzle

**CXT**

Seat Nozzle, Mat Nozzle, Rubber Nozzle, Soft Brush, Blower Attachment, Dust Bag, Paper Dust Bag, Shoulder Belt, Battery, Charger

Capacity	Dust Bag: 500 mL
	Paper Pack: 330 mL
Max Air Flow	1.3 m ³ /min
Max Sealed Suction (water column)	4.6 kPa (470 mmH ₂ O)
Suction Power	Max / High / Normal: 28 / 19 / 5 W
Dimensions (L x W x H)	w/ BL1016/BL1021B: 345x138x202 mm (13-5/8"x5-7/16"x8")
Net weight	1.7 - 1.8 kg (3.7 - 4.0 lbs.)



This movie was filmed in Japan. Models and specs may vary by country.



Battery

7.2V
10.8V

10.8V
Built-in Battery

Capsule type



No need to use paper bag.
This is a cost saving for repeated use.

Filter + Pre filter



or

Easy shake off dust filter



Trigger switch



Provides quick on/off control,
saving battery consumption.

CL070D

Max Air Flow | Max Sealed Suction
1.2m³/min | **2.2kPa**



CL100D

Max Air Flow | Max Sealed Suction
1.3m³/min | **2.3kPa**

CL111D 1.5Ah



Max Air Flow | Max Sealed Suction
1.4m³/min | **3.4kPa**

Capsule type



No need to use paper bag.
This is a cost saving for repeated use.

Filter + Pre filter



or

Easy shake off dust filter



One touch switch



Allows for continuous running to
make your grip hand free to grab
a desired position of the grip,
enabling easy cleaning of stairs,
high or tight places.

Paper bag type



Dust disposal can be cleaner and
simpler with disposable paper dust bag.

Paper filter



Hygienic dust
disposal thanks to
antibacterial paper

or

Dust bag



Repeatedly usable

One touch switch



Allows for continuous running to
make your grip hand free to grab
a desired position of the grip,
enabling easy cleaning of stairs,
high or tight places.

CL072D

Max Air Flow | Max Sealed Suction
1.1m³/min | **2.1kPa**



CL102D

Max Air Flow | Max Sealed Suction
1.1m³/min | **2.7kPa**

CL104D 1.5Ah CL105D 1.3Ah



Max Air Flow | Max Sealed Suction
1.3m³/min | **3.2kPa**

12V_{max} 
CXT **Fast Charging**

18V 
LXT **Fast Charging**

18V 

CL106FD 



Max Air Flow **Max Sealed Suction**
1.3m³/min **3.1kPa**

DCL180 



Max Air Flow **Max Sealed Suction**
1.4m³/min **4.2kPa**

DCL280F 



Max Air Flow **Max Sealed Suction**
1.4m³/min **6.4kPa**

CL183D



Max Air Flow **Max Sealed Suction**
1.3m³/min **2.6kPa**

CL108FD 



Max Air Flow **Max Sealed Suction**
1.2m³/min **4.4kPa**

DCL181F 








Max Air Flow **Max Sealed Suction**
1.4m³/min **5.3kPa**

DCL281F 



Max Air Flow **Max Sealed Suction**
1.5m³/min **8.2kPa**

-  **Home**
-  **Building**
-  **Built-in Job Light**
-  **Electronic 2-Speed**
-  **Electronic 3-Speed**

CL107FD 



Max Air Flow **Max Sealed Suction**
1.4m³/min **5.0kPa**

DCL182 



Max Air Flow **Max Sealed Suction**
1.4m³/min **5.4kPa**

DCL282F 







Max Air Flow **Max Sealed Suction**
1.5m³/min **8.2kPa**

DCL501
Cordless Cyclone Cleaner



Capacity	250 mL
Continuous Use (min.)	with BL1860B (High): 35 with BL1860B (Low): 77
Max Air Flow	1.2 m ³ /min
Max Sealed Suction (water column)	10 kPa (1020 mmH ₂ O)
Dimensions (L x W x H)	352x189x252 mm (13-7/8"x7-1/16"x9-7/8")
Net weight	3.1 - 3.4 kg (6.8 - 7.5 lbs)

-    
- Shoulder Belt, Crevice Nozzle, Cleaning Brush, Floor Nozzle, Zoom Pipe, Hose, Hose Hook

18V

LXT
Fast Charging

DCL280F / DCL281F / DCL282F 18V LXT BL Brushless Li-Ion Cordless Cleaner

Li-Ion Ah 6.0 5.0 4.0 3.0 2.0 1.5



	DCL280F	DCL281F	DCL282F
Capacity	750 mL	750 mL	Normal Dust Bag / Paper Filter: 500 / 330
Continuous Use (min.)	w/ BL1830B: 20	w/ BL1830B Max / High / Normal: 15 / 20 / 50	w/ BL1830B Max / High / Normal: 15 / 20 / 50
Max Air Flow	1.4 m ³ /min 6.4 kPa (640 mmH ₂ O)	1.5 m ³ /min 8.2 kPa (820 mmH ₂ O)	1.5 m ³ /min 8.2 kPa (820 mmH ₂ O)
	w/ Normal Filter: 45 W	w/ Normal Filter, Max / High / Normal: 60 / 45 / 15	w/ Normal Filter, Max / High / Normal: 60 / 45 / 15
Dimensions (L x W x H)	1,016x113x155 mm (40"x4-7/16"x6-1/8")	1,016x113x154 mm (40"x4-7/16"x6-1/8")	1,016x114x154 mm (40"x4-1/2"x6-1/16")
Net weight	1.2 - 1.6 kg (2.7 - 3.5 lbs.)	1.2 - 1.6 kg (2.7 - 3.5 lbs.)	1.3 - 1.6 kg (2.8 - 3.5 lbs.)

DCL280F, DCL281F: Floor Nozzle, Sash Nozzle, Sash Nozzle Holder, Pipe, Filter H, Easy Shake Off Filter, Battery, Charger
FDCL282F: Floor Nozzle, Sash Nozzle, Sash Nozzle Holder, Pipe, Easy Shake Off Dust Bag, Paper Dust Bag, Battery, Charger

DCL180 / DCL182 / DCL181F 18V LXT Li-Ion Cordless Cleaner

Li-Ion Ah 6.0 5.0 4.0 3.0 2.0 1.5



	DCL180	DCL181F	DCL182
Capacity	650 mL	650 mL	Dust Bag: 500 mL Paper Pack: 330 mL
Continuous Use (min.)	w/ BL1830B: 20	w/ BL1830B High / Low: 20 / 40	w/ BL1850B High / Low: 33 / 66
Max Air Flow	1.4 m ³ /min	1.4 m ³ /min	1.4 m ³ /min
Max Sealed Suction (water column)	4.2 kPa (428 mmH ₂ O)	5.3 kPa (540 mmH ₂ O)	5.4 kPa (551 mmH ₂ O)
Suction Power	30 W	High / Low: 30 / 11 W	High / Low: 30 / 11 W
Dimensions (L x W x H)	999x114x152 mm (39-1/4"x4-1/2"x6")	999x114x152 mm (39-1/2"x4-1/2"x6")	1,004x115x151 mm (39-1/2"x4-1/2"x5-15/16")
Net weight	1.2 kg (2.7 lbs.)	1.2 - 1.4 kg (2.7 - 3.1 lbs.)	1.3 kg (2.8 lbs.)

DCL180 / DCL181F: Floor Nozzle, Sash Nozzle, Sash Nozzle Holder, Pipe, Filter, Prefilter, Battery, Charger
DCL182: Floor Nozzle, Sash Nozzle, Sash Nozzle Holder, Pipe, Dust Bag, Paper Dust Bag, Battery, Charger

18V

CL183D 18V Li-Ion Cordless Cleaner, G-Battery

Li-Ion Ah 1.5



	CL183D
Capacity	600 mL
Continuous Use (min.)	w/ BL1815G: 30
Max Air Flow	1.3 m ³ /min
Max Sealed Suction (water column)	2.6 kPa (270 mmH ₂ O)
Suction Power	17 W
Dimensions (L x W x H)	966x102x148 mm (38"x4"x5-7/8")
Net weight	1.2 kg (2.6 lbs.)

Floor T-Nozzle28, Sash Nozzle, Sash Nozzle Holder, Pipe, Filter, Prefilter, Battery, Charger

12V max

CXT
Fast Charging

CL106FD / CL107FD / CL108FD 12V max CXT Li-Ion Cordless Cleaner with LED Light

Li-Ion Ah 4.0 2.0 1.5



	CL106FD	CL108FD	CL107FD
Capacity	600 mL	600 mL	Dust Bag: 500 mL Paper Pack: 330 mL
Continuous Use (min.)	w/ BL1041B: 42	w/ BL1016B Max / High / Normal: 10 / 12 / 25	w/ BL1041B Max / High / Normal: 20 / 24 / 50
Max Air Flow	1.3 m ³ /min	1.2 m ³ /min	1.4 m ³ /min
Max Sealed Suction (water column)	3.1 kPa (316 mmH ₂ O)	4.4 kPa (445 mmH ₂ O)	5.0 kPa (510 mmH ₂ O)
Suction Power	19 W	Max / High / Normal: 30 / 20 / 5 W	Max / High / Normal: 32 / 20 / 5 W
Dimensions (L x W x H)	958x100x150 mm (37-3/4"x3-15/16"x5-7/8")	956x110x150 mm (37-5/8"x4-5/16"x5-7/8")	960x112x150 mm (37-3/4"x4-3/8"x5-7/8")
Net weight	1.0 - 1.1 kg (2.1 - 2.5 lbs.)	1.0 - 1.2 kg (2.3 - 2.7 lbs.)	1.1 - 1.3 kg (2.5 - 2.9 lbs.)

CL106FD / CL108FD: Floor Nozzle, Sash Nozzle, Sash Nozzle Holder, Pipe, Filter, Prefilter, Battery, Charger
CL107FD: Floor Nozzle, Sash Nozzle, Sash Nozzle Holder, Pipe, Dust Bag, Paper Dust Bag, Battery, Charger

10.8V
Built-in Battery

CL111D / CL104D / CL105D 10.8V Li-Ion Cordless Cleaner, Built-In Battery

Li-Ion Ah 1.5 1.3



	CL111D	CL104D	CL105D
Capacity	560 mL	Dust Bag: 500 mL Paper Pack: 330 mL	Dust Bag: 500 mL Paper Pack: 330 mL
Continuous Use (min.)	12	Turbo / High / Low: 10 / 15 / 30	Turbo / High / Low: 7 / 10 / 20
Max Air Flow	1.4 m ³ /min	1.3 m ³ /min	1.3 m ³ /min
Max Sealed Suction (water column)	3.4 kPa (350 mmH ₂ O)	3.2 kPa (326 mmH ₂ O)	3.2 kPa (326 mmH ₂ O)
Suction Power	21 W	Turbo / High / Low: 20 / 14 / 5 W	Turbo / High / Low: 20 / 14 / 5 W
Dimensions (L x W x H)	906x102x109 mm (35-3/4"x4"x4-1/4")	983x113x136 mm (38-3/4"x4-7/16"x5-3/8")	983x113x136 mm (38-3/4"x4-7/16"x5-3/8")
Net weight	0.94 kg (2.1 lbs.)	1.1 kg (2.3 lbs.)	1.1 kg (2.3 lbs.)

CL111D: Floor Nozzle, Sash Nozzle, Sash Nozzle Holder, Pipe, Filter, Prefilter, Battery, Charger
CL104D / CL105D: Floor Nozzle, Sash Nozzle, Sash Nozzle Holder, Pipe, Dust Bag, Paper Dust Bag, Charger

7.2V

10.8V

CL070D / CL072D / CL100D / CL102D 7.2V Li-Ion Cordless Cleaner / 10.8V Li-Ion Cordless Cleaner

Li-Ion Ah 1.5 1.3



	CL070D	CL072D	CL100D	CL102D
Capacity	600 mL	Dust Bag: 500 mL Paper Pack: 330 mL	600 mL	Dust Bag: 500 mL Paper Pack: 330 mL
Continuous Use (min.)	8	High / Low: 8 / 16	12	High / Low: 13 / 21
Max Air Flow	1.2 m ³ /min	1.1 m ³ /min	1.3 m ³ /min	1.1 m ³ /min
Max Sealed Suction (water column)	2.2 kPa (224 mmH ₂ O)	2.1 kPa (214 mmH ₂ O)	2.3 kPa (235 mmH ₂ O)	2.7 kPa (275 mmH ₂ O)
Suction Power	14 W	High / Low: 14 / 6 W	14 W	High / Low: 14 / 6 W
Dimensions (L x W x H)	966x103x142 mm (38-1/32"x4-1/16"x5-5/8")	984x113x146 mm (38-3/4"x4-7/16"x5-3/4")	966x103x150 mm (38-1/32"x4-1/16"x5-7/8")	984x113x150 mm (38-3/4"x4-7/16"x5-7/8")
Net weight	0.81 kg (1.8 lbs.)	1.0 kg (2.2 lbs.)	0.88 kg (1.94 lbs.)	1.1 kg (2.4 lbs.)

CL070D / CL100D: Floor Nozzle, Sash Nozzle, Sash Nozzle Holder, Pipe, Filter, Prefilter, Battery, Charger
CL072D / CL102D: Floor Nozzle, Sash Nozzle, Sash Nozzle Holder, Pipe, Dust Bag, Paper Dust Bag, Battery, Charger

10.8V Lithium-ion



7.2V Lithium-ion



DF330D

Cordless Driver Drill

10.8V (12V max) Li-Ion Cordless 10 mm (3/8") 22 N-m (200 in.lbs.) Driver Drill



Capacity	Steel: 10 mm (3/8") Wood: 21 mm (13/16")
No Load Speed (RPM)	High: 0-1,300 Low: 0-350
Max Fastening Torque	Hard / Soft: 24 / 14 N-m
Max lock torque	22 N-m (200 in.lbs.)
Dimensions (L x W x H)	189x53x183 mm (7-7/16"x2-1/16"x7-1/4")
Net weight	1 kg (2.2 lbs.)



Charger, Battery, Phillips Bit, Holster

DF030D

Cordless Driver Drill

10.8V (12V max) Li-Ion Cordless 6.35 mm (1/4") Hex 22 N-m (200 in.lbs.) Driver Drill



Capacity	Steel: 10 mm (3/8") Wood: 21 mm (13/16")
No Load Speed (RPM)	High: 0-1,300 Low: 0-350
Max Fastening Torque	Hard / Soft: 24 / 14 N-m
Max lock torque	22 N-m (200 in.lbs.)
Dimensions (L x W x H)	157x53x183 mm (6-3/16"x2-1/16"x7-1/4")
Net weight	0.89 kg (2.0 lbs.)



Charger, Battery, Phillips Bit, Holster

HP330D

Cordless Hammer Driver Drill

10.8V (12V max) Li-Ion Cordless 10 mm (3/8") 22 N-m (200 in.lbs.) Hammer Driver Drill



Capacity	Steel: 10 mm (3/8") Wood: 21 mm (13/16") Masonry: 8 mm (5/16")
Chuck Capacity	0.8 - 10 mm (1/32 - 3/8")
Impacts Per Minute (IPM)	High: 0-22,500 Low: 0-6,000
No Load Speed (RPM)	High: 0-1,500 Low: 0-400
Max Fastening Torque	Hard / Soft: 24 / 12 N-m
Max lock torque	22 N-m (200 in.lbs.)
Dimensions (L x W x H)	201x53x183 mm (7-7/8"x2-1/16"x7-1/4")
Net weight	1.1 kg (2.3 lbs.)



Charger, Battery, Phillips Bit, Holster

DA331D / DA330D

Cordless Angle Drill

10.8V (12V max) Li-Ion Cordless 10 mm (3/8") Angle Drill, Keyless Chuck(DA331D)



Capacity	Steel: 10 mm (3/8") Wood: 12 mm (1/2")
No Load Speed (RPM)	0-800
Dimensions (L x W x H)	310x52x88 mm (12-1/4"x2-1/16"x3-1/2")
Net weight	1.1 kg (2.5 lbs.)



Charger, Battery, (+)(-) Bit

TD091D

Cordless Impact Driver

10.8V (12V max) Li-Ion Cordless 90 N-m (800 in.lbs.) Impact Driver



Capacity	Machine Screw: M4 - M8 (5/32" - 5/16") Standard Bolt: M5 - M12 (3/16" - 1/2") High Strength Bolt: M5 - M10 (3/16" - 3/8") Coarse thread (in length):
No Load Speed (RPM)	22 - 90 mm (7/8" - 3-1/2") 0 - 2,400
Impacts Per Minute (IPM)	0 - 3,000
Max Fastening Torque	90 N-m (800 in.lbs.)
Dimensions (L x W x H)	134x54x200 mm (5-1/4"x2-1/8"x7-7/8")
Net weight	0.86 kg (1.9 lbs.)



Charger, Battery

TD090D

Cordless Impact Driver

10.8V (12V max) Li-Ion Cordless 90 N-m (800 in.lbs.) Impact Driver



Capacity	Machine Screw: M4 - M8 mm (5/32" - 5/16") Standard Bolt: M5 - M12 (3/16" - 1/2") High Strength Bolt: M5 - M10 (3/16" - 3/8") Coarse thread (in length):
No Load Speed (RPM)	22 - 90 mm (7/8" - 3-1/2") 0-2,400
Impacts Per Minute (IPM)	0-3,000
Max Fastening Torque	90 N-m (800 in.lbs.)
Dimensions (L x W x H)	155x54x178 mm (6-1/8"x2-1/8"x7")
Net weight	0.92 kg (2.0 lbs.)



Charger, Battery, Holster

TW100D

Cordless Impact Wrench

10.8V (12V max) Li-Ion Cordless 3/8" (9.5 mm) 110 N-m (1,000 in.lbs.) Impact Wrench



Fastening Capacities	Standard Bolt: M8 - M12 (5/16" - 1/2") High Strength Bolt: M6 - M10 (1/4" - 3/8")
Square Drive	9.5 mm (3/8")
No Load Speed (RPM)	0 - 2,300
Impacts Per Minute (IPM)	0 - 3,000
Max Fastening Torque	110 N-m (1,000 in.lbs.)
Vibration Level	Impact tightening of fasteners of the maximum capacity of the tool: 8.0 m/s ²
Sound Pressure Level	88 dB(A)
Sound Power Level	99 dB(A)
Dimensions (L x W x H)	163x54x178 mm (6-3/8"x2-1/8"x7")
Net weight	0.95 kg (2.1 lbs.)



Battery, Charger

CC300D

Cordless Cutter

10.8V (12V max) Li-Ion Cordless 85 mm (3-3/8") Cutter, Wet Type




Blade Diameter	85 mm (3-3/8")
Max Cutting Capacity	90°: 25.5 mm (1") 45°: 16.5 mm (5/8")
No Load Speed (RPM)	1,400
Tank capacity	Water: 0.5 L
Vibration Level	Concrete Cutting: 2.5 m/s ²
Sound Pressure Level	83 dB(A)
Sound Power Level	94 dB(A)
Dimensions (L x W x H)	300x170x154 mm (11-3/4"x6-11/16"x6-1/16")
Net weight	1.6 kg (3.6 lbs.)



Diamond Wheel, Water Supply Tank Assembly, Hex Wrench, Battery, Charger

HS300D Cordless Circular Saw

10.8V (12V max) Li-Ion Cordless 85 mm (3-3/8") Circular Saw



Blade Diameter	85 mm (3-3/8")
Max Cutting Capacity	90°: 25.5 mm (1") 45°: 16.5 mm (5/8")
No Load Speed (RPM)	1,400
Vibration Level	Cutting Wood: 2.5 m/s ² or less
Sound Pressure Level	70 dB(A) or less
Dimensions (L x W x H)	300x170x154 mm (11-3/4"x6-11/16"x6-1/16")
Net weight	1.5 kg (3.4 lbs.)



Dust Nozzle (country-specific), TCT Saw Blade, Hex Wrench, Battery, Charger

JV100D Cordless Jig Saw

10.8V (12V max) Li-Ion Cordless Top Handle Jig Saw



Max Cutting Capacity at 90°	Wood / Aluminum / Mild Steel: 65 / 4 / 2 mm (2-9/16" / 5/32" / 1/16")
Length of Stroke	18 mm (11/16")
Strokes Per Minute (SPM)	0 - 2,400
Vibration Level	Cutting Boards: 10.5 m/s ² Cutting Sheet Metal: 7.5 m/s ²
Sound Pressure Level	76 dB(A)
Dimensions (L x W x H)	231x76x196 mm (9-1/8"x3"x7-3/4")
Net weight	1.7 kg (3.7 lbs.)



Jig Saw Blade, Hex Wrench, Guide Rule (country-specific), Battery, Charger

JR102D / JR100D Cordless Recipro Saw

10.8V (12V max) Li-Ion Cordless Recipro Saw



JR102D
Tool less blade change



JR100D

Capacity	Pipe: 50 mm (2") Wood: 50 mm (2")
Length of Stroke	13 mm (1/2")
Strokes Per Minute (SPM)	0-3,300
Dimensions (L x W x H)	355x63x146 mm (14"x2-1/2"x5-3/4")
Net weight	1.2 kg (2.6 lbs.)



Charger, Battery, Recipro Saw Blades, Hex Wrench

UH200D Cordless Hedge Trimmer

10.8V (12V max) Li-Ion Cordless 20 cm (7-7/8") Hedge Trimmer



Blade Length	200 mm (7-7/8")
Strokes Per Minute (SPM)	2,500
Sound Pressure Level	73.7 dB(A)
Sound Power Level	81.8 dB(A)
Vibration Level	2.5 m/s ²
Dimensions (L x W x H)	460x120x130 mm (18-1/8"x4-3/4"x5-1/8")
Net weight	1.1 - 1.2 kg (2.5 - 2.6 lbs.)



Charger, Battery, Blade Cover, Chip Receiver

UM164D Cordless Grass Shear

10.8V (12V max) Li-Ion Cordless 16 cm (6-5/16") Grass Shear



Cutting Width	160 mm (6-5/16")
Depth Adjustment	10, 15, 25 mm (3/8", 9/16", 1")
Strokes Per Minute (SPM)	2,500
Sound Pressure Level	75.9 dB(A)
Vibration Level	2.5 m/s ² or less
Dimensions (L x W x H)	292x178x130 mm (11-1/2"x7"x5-1/8")
Net weight	1.1 - 1.2 kg (2.5 - 2.6 lbs.)



Base Frame, Blade Cover, Battery, Charger

ML102 Rechargeable LED Lantern

10.8V (12V max) / 7.2V Li-Ion Rechargeable LED Lantern, 100 Lumens



Dimensions (L x W x H)	65x65x180 mm (2-9/16"x2-9/16"x7-1/8")
Net weight	0.32 - 0.38 kg (0.7 - 0.9 lbs.)

Net weight: W/BL7010

MR051 Rechargeable Battery Cordless Radio

10.8V (12V max) Li-Ion Cordless Radio



Frequency Band	FM / AM: 87.5 - 108 MHz / 522 - 1,620 kHz
Dimensions (L x W x H)	169x83x74 mm (6-5/8"x3-1/4"x2-15/16")
Net weight	0.49 kg (1.1 lbs.)



7.2V Lithium-ion



TD022D Cordless Impact Driver 7.2V Li-Ion Cordless Two-Position 25 N-m (220 in.lbs.) Impact Driver



Capacity	Machine Screw: M3 - M8 (1/8" - 5/16") Standard Bolt: M3 - M8 (1/8" - 5/16") High Strength Bolt: M3 - M6 (1/8" - 1/4") Coarse thread (in length): 22 - 45 mm (7/8" - 1-3/4")
Hex Shank	6.35 mm (1/4")
No Load Speed (RPM)	0 - 2,450
Impacts Per Minute (IPM)	0 - 3,000
Max Fastening Torque	25 N-m (220 in.lbs.)
Vibration Level	Fastening Bolt: 7.0 m/s ²
Sound Pressure Level	85 dB(A)
Sound Power Level	96 dB(A)
Dimensions (L x W x H)	Straight Style: 282x42x52 mm (11-1/8"x1-5/8"x2-1/16") Pistol Style: 227x42x142 mm (8-15/16"x1-5/8"x5-5/8")
Net weight	0.55 - 0.56 kg (1.2 lbs.)



Holster, Bit set, Battery, Charger

ML102 Rechargeable LED Lantern 10.8V (12V max) / 7.2V Li-Ion Rechargeable LED Lantern, 100 Lumens



Dimensions (L x W x H)	65x65x180 mm (2-9/16"x2-9/16"x7-1/8")
Net weight	0.32 - 0.38 kg (0.7 - 0.9 lbs.)

Net weight: W/BL7010

3.6V Lithium-ion Built-in Battery

Battery & charger time reference chart P.20 / Accessory index P.198

DF012D Cordless Driver Drill

7.2V Li-Ion Cordless Two-Position 5 mm (3/16") 8 N-m (71 in.lbs.) Driver Drill



Capacity	Steel: 5 mm (3/16") Wood: 6 mm (1/4")
No Load Speed (RPM)	High: 650, Low: 200
Max Fastening Torque	Hard / Soft: 5.6 / 3.6 N-m (50 / 32 in.lbs.)
Max lock torque	8.0 N-m (71 in.lbs.)
Vibration Level	Drilling into Metal: 2.5 m/s ² or less
Sound Pressure Level	70 dB(A) or less
Dimensions (L x W x H)	Pistol Style: 218x44x142 mm (8-5/8"x1-3/4"x5-5/8")
Dimensions (L x W)	Straight Style: 273x44 mm (10-3/4"x1-3/4")
Net weight	0.53 kg (1.2 lbs.)



Phillips Bit, Battery, Charger



DF001D In-Line Cordless Screwdriver

3.6V Li-Ion In-Line Cordless 6.0 N-m (53 in.lbs.) Screwdriver, Built-In Battery



Fastening Capacities	Wood Screw: ø3.8 x 32 mm (1/8" x 1-1/4")
No Load Speed (RPM)	220
Max Fastening Torque	Hard / Soft: 4.0 / 3.0 N-m (35 / 27 in.lbs.)
Max lock torque	6.0 N-m (53 in.lbs.)
Vibration Level	Screwdriving w/o Impact: 2.5 m/s ² or less
Sound Pressure Level	70 dB(A) or less
Charging Time (hours)	3 - 5
Dimensions (L x W x H)	Straight Style: 287x47x51 mm (11-1/4"x1-7/8"x2") Pistol Style: 205x47x51 mm (8-1/8"x1-7/8"x2")
Net weight	0.36 kg (0.79 lbs.)



Bit set (81 pcs), AC Adaptor, USB Cable

18V Lithium-ion

Hammer Driver Drill
HP457D

Impact Driver
TD127D

Driver Drill
DF457D

Jig Saw
JV183D

String Trimmer
UR180D

Rechargeable Flashlight
ML187

1.5Ah BL1815G

Hedge Trimmer
UH422D
UH522D

Grass Shear
UM603D
UM167D

Job Site Radio
DMR106

14.4V Lithium-ion

Hammer Driver Drill
HP347D

Impact Driver
TD126D

Driver Drill
DF347D

Jig Saw
JV143D

String Trimmer
UR140D

Rechargeable Flashlight
ML187

1.5Ah BL1415G

Hedge Trimmer
UH420D / UH480D /
UH520D

Job Site Radio
DMR106

18V

14.4V

Li-Ion Ah 1.5

Battery & charger time reference chart P.20 / Accessory index P.198

DF457D

Cordless Driver Drill

18V Li-Ion Cordless 13 mm (1/2") 38 N-m (340 in.lbs.) Driver Drill, G-Battery



Capacity	Steel: 13 mm (1/2") Wood: 36 mm (1-7/16")
No Load Speed (RPM)	High: 0 - 1,400 Low: 0 - 400
Max Fastening Torque	Hard / Soft: 42 / 24 N-m
Max lock torque	38 N-m (340 in.lbs.)
Dimensions (L x W x H)	221x83x240 mm (8-3/4"x3-1/4"x9-1/2")
Net weight	1.7 kg (3.7 lbs.)



Charger, Battery, (+)(-) Bit



HP457D

Cordless Hammer Driver Drill

18V Li-Ion Cordless 13 mm (1/2") 38 N-m (340 in.lbs.) Hammer Driver Drill, G-Battery



Capacity	Steel / Wood / Masonry: 13 / 36 / 13 mm
Chuck Capacity	(1/2" / 1-7/16" / 1/2")
Impacts Per Minute (IPM)	13 mm (1/2") High / Low: 0 - 21,000 / 0 - 6,000
No Load Speed (RPM)	High / Low: 0 - 1,400 / 0 - 400
Max Fastening Torque	Hard / Soft: 42 / 24 N-m (370 / 210 in.lbs.)
Max lock torque	38 N-m (340 in.lbs.)
Vibration Level	Hammer Drilling into Concrete: 7.0 m/s ² Drilling into Metal: 2.5 m/s ² or less
Sound Pressure Level	81 dB(A)
Sound Power Level	92 dB(A)
Dimensions (L x W x H)	239x83x240 mm (9-3/8"x3-1/4"x9-1/2")
Net weight	1.7 kg (3.7 lbs.)



(+)(-) Bit, Battery, Charger



TD127D

Cordless Impact Driver

18V Li-Ion Cordless 140 N-m (1,240 in.lbs.) Impact Driver, G-Battery



Capacity	Machine Screw: M4 - M8 (5/32" - 5/16") Standard Bolt: M5 - M14 (3/16" - 9/16") High Strength Bolt: M5 - M12 (3/16" - 1/2") Coarse thread (in length) : 22 - 125 mm (7/8" - 4-7/8")
No Load Speed (RPM)	0 - 2,300
Impacts Per Minute (IPM)	0 - 3,000
Max Fastening Torque	140 N-m (1,240 in.lbs.)
Dimensions (L x W x H)	173x82x225 mm (6-13/16"x3-1/4"x8-7/8")
Net weight	1.5 kg (3.2 lbs.)



Charger, Battery



JV183D

Cordless Jig Saw

18V Li-Ion Cordless Top Handle Jig Saw, 3 Orbital Settings Plus Straight Cutting, G-Battery



Capacity	Wood: 65 mm (2-9/16") Steel: 6 mm (1/4")
Length of Stroke	18 mm (11/16")
Strokes Per Minute (SPM)	0 - 2,900
Dimensions (L x W x H)	248x76x196 mm (9-3/4"x3"x7-3/4")
Net weight	2 kg (4.4 lbs.)



Charger, Battery, Jig Saw Blade, Hex Wrench



ML187

Rechargeable Flashlight

18V / 14.4V Li-Ion Rechargeable 9 LED Flashlight, 48 Lumens, G-Battery



Dimensions (L x W x H)	313x84x118 mm (12-3/8"x3-5/16"x4-5/8")
Net weight	0.66 - 0.73 kg (1.5 - 1.6 lbs.)




Shoulder Strap



UH422D / UH522D

Cordless Hedge Trimmer

18V Li-Ion Cordless Hedge Trimmer, G-Battery



Blade Length	UH422D: 420 mm (16-1/2") UH522D: 520 mm (20-1/2")
Strokes Per Minute (SPM)	2,700
Tooth Spacing	26 mm (1")
Sound Pressure Level	74 dB(A)
Sound Power Level	82.1 dB(A)
Vibration Level	2.5 m/s ²
Dimensions (L x W x H)	UH422D: 829x195x193 mm (32-5/8"x7-5/8"x7-5/8") UH522D: 929x195x193 mm (36-1/2"x7-5/8"x7-5/8")
Net weight	UH422D: 3 kg (6.6 lbs.) UH522D: 3.1 kg (6.8 lbs.)



Charger, Battery, Blade Cover



UR180D

Cordless String Trimmer

18V Li-Ion Cordless String Trimmer, G-Battery



Cutting Width	Trimmer Head: 260 mm (10-1/4")
No Load Speed (RPM)	7,800
Sound Pressure Level	81 dB(A)
Sound Power Level	88.5 dB(A)
Vibration Level	2.5 m/s ² or less
Dimensions (L x W x H)	1,229 - 1,433x267x186 - 257 mm (48-1/2" - 56-1/2"x10-1/2"x7-3/8" - 10-1/8")
Net weight	2.1 - 2.2 kg (4.7 - 4.8 lbs.)



Safety Goggles, Shoulder Belt, Nylon Cutting Head, Nylon Cord, Battery, Charger



UM603D

Cordless Grass Shear

18V Li-Ion Cordless 16 cm (6-5/16") Grass Shear, G-Battery



Cutting Width	160 mm (6-5/16")
Depth Adjustment	15, 20, 25 mm (9/16", 13/16", 1")
Strokes Per Minute (SPM)	2,500
Sound Pressure Level	76 dB(A)
Vibration Level	2.5 m/s ² or less
Dimensions (L x W x H)	343x177x131 mm (13-1/2"x7"x5-1/8")
Net weight	1.5 kg (3.3 - 3.4 lbs.)



Grass Receiver, Blade Cover, Battery, Charger



18V**14.4V****Li-Ion** Ah **1.5**

Battery & charger time reference chart P.20 / Accessory index P.198

107

Cordless

UM167D

Cordless Grass Shear

18V Li-Ion Cordless 16 cm (6-5/16") Grass Shear, G-Battery

Cutting Width	160 mm (6-5/16")
Depth Adjustment	10, 20, 30 mm (3/8", 13/16", 1-3/16")
Strokes Per Minute (SPM)	2,500
Sound Pressure Level	78 dB(A)
Vibration Level	2.5 m/s ² or less
Dimensions (L x W x H)	343x176x130 mm (13-1/2"x6-15/16"x5-1/8")
Net weight	1.4 kg (3.1 lbs.)



Base Frame, Blade Cover, Battery, Charger

DF347D

Cordless Driver Drill

14.4V Li-Ion Cordless 10 mm (3/8") 23 N-m (200 in.lbs.) Driver Drill, G-Battery

Capacity	Steel: 10 mm (3/8") Wood: 25 mm (1")
No Load Speed (RPM)	High: 0 - 1,400 Low: 0 - 400
Max Fastening Torque	Hard / Soft: 30 / 15 N-m
Max lock torque	23 N-m (200 in.lbs.)
Dimensions (L x W x H)	198x83x235 mm (7-3/4"x3-1/4"x9-1/4")
Net weight	1.4 kg (3.2 lbs.)



Charger, Battery, (+)(-) Bit

HP347D

Cordless Hammer Driver Drill

14.4V Li-Ion Cordless 10 mm (3/8") 23 N-m (200 in.lbs.) Hammer Driver Drill, G-Battery

Capacity	Steel: 10 mm (3/8") Wood: 25 mm (1") Masonry: 10 mm (3/8")
Chuck Capacity	10 mm (3/8")
Impacts Per Minute (IPM)	High: 0-21,000 Low: 0-6,000
No Load Speed (RPM)	High: 0-1,400 Low: 0-400
Max Fastening Torque	Hard / Soft: 30 / 15 N-m
Max lock torque	23 N-m (200 in.lbs.)
Dimensions (L x W x H)	216x83x235 mm (8-1/2"x3-1/4"x9-1/4")
Net weight	1.4 kg (3.1 lbs.)



Charger, Battery, (+)(-) Bit

TD126D

Cordless Impact Driver

14.4V Li-Ion Cordless 135 N-m (1,200 in.lbs.) Impact Driver, G-Battery

Capacity	Machine Screw: M4 - M8 (5/32" - 5/16") Standard Bolt: M5 - M14 (3/16" - 9/16") High Strength Bolt: M5 - M12 (3/16" - 1/2")
No Load Speed (RPM)	Coarse thread (in length): 22 - 125 mm (7/8" - 4-7/8") 0 - 2,400
Impacts Per Minute (IPM)	0 - 3,000
Max Fastening Torque	135 N-m (1,200 in.lbs.)
Dimensions (L x W x H)	173x82x225 mm (6-13/16"x3-1/4"x8-7/8")
Net weight	1.4 kg (3.1 lbs.)



Charger, Battery

JV143D

Cordless Jig Saw

14.4V Li-Ion Cordless Top Handle Jig Saw, 3 Orbital Settings Plus Straight Cutting, G-Battery

Capacity	Wood: 65 mm (2-9/16") Steel: 6 mm (1/4")
Length of Stroke	18 mm (11/16")
Strokes Per Minute (SPM)	0-2,900
Dimensions (L x W x H)	245x76x196 mm (9-5/8"x3"x7-3/4")
Net weight	1.9 - 2.0 kg (4.3 lbs.)



Charger, Battery, Jig Saw Blade, Hex Wrench

UH420D / UH480D / UH520D

Cordless Hedge Trimmer

14.4V Li-Ion Cordless Hedge Trimmer, G-Battery

Blade Length	UH420D: 420 mm (16-1/2") UH480D: 480 mm (18-7/8") UH520D: 520 mm (20-1/2")
Strokes Per Minute (SPM)	2,700
Tooth Spacing	26 mm (1")
Sound Pressure Level	75 dB(A)
Vibration Level	2.5 m/s ²
Dimensions (L x W x H)	UH420D: 823x195x193 mm (32-1/2"x7-5/8"x7-5/8") UH480D: 873x195x193 mm (34-3/8"x7-5/8"x7-5/8") UH520D: 923x195x193 mm (36-1/4"x7-5/8"x7-5/8")
Net weight	UH420D: 2.9 kg (6.4 lbs.), UH480D: 3 kg (6.6 lbs.) UH520D: 3 kg (6.7 lbs.)



Charger, Battery, Blade Cover

UR140D

Cordless String Trimmer

14.4V Li-Ion Cordless String Trimmer, G-Battery

Cutting Width	Trimmer Head: 260 mm (10-1/4")
No Load Speed (RPM)	6,000
Sound Pressure Level	75 dB(A)
Sound Power Level	83.7 dB(A)
Vibration Level	2.5 m/s ² or less
Dimensions (L x W x H)	1,229 - 1,433x267x186 - 257 mm (48-1/2" - 56-1/2"x10-1/2"x7-3/8" - 10-1/8")
Net weight	2.1 kg (4.6 lbs.)

Safety Goggles, Shoulder Belt, Nylon Cutting Head, Nylon Cord, Battery, Charger

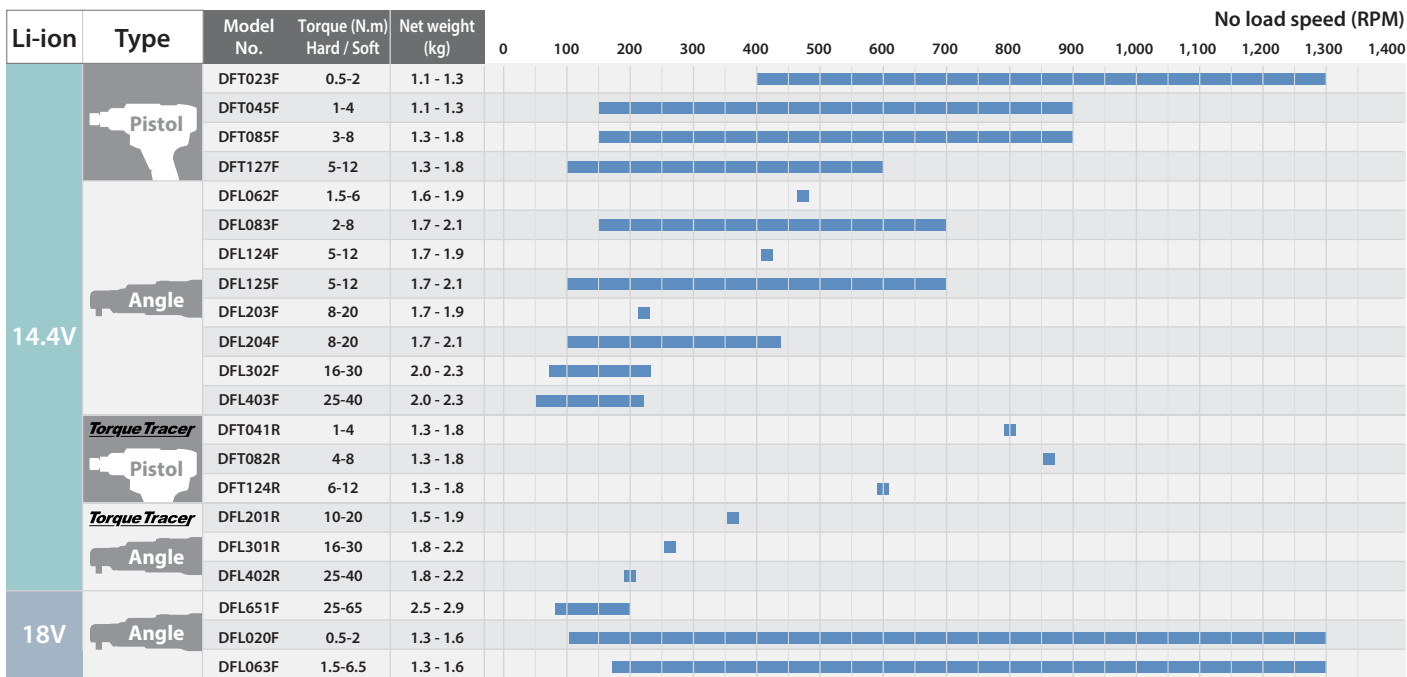




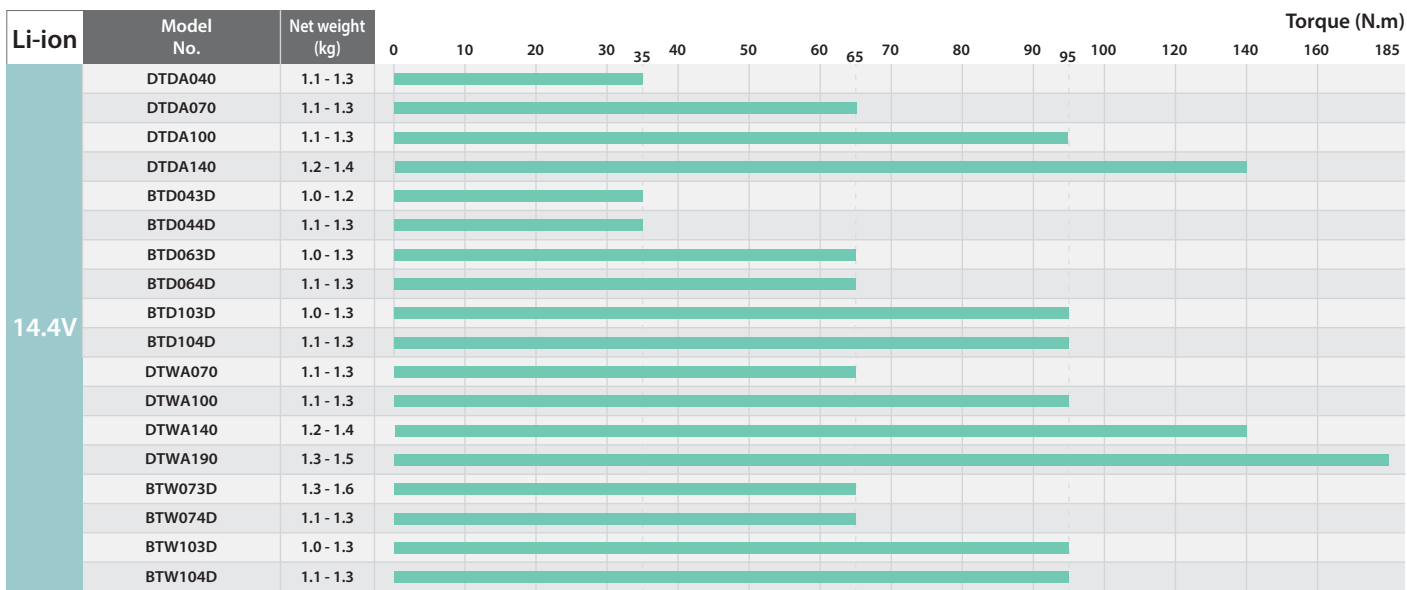
Cordless tools for Industry

Cordless tools for Industry







Screwdriver, Angle Screwdriver



Impact Driver, Impact Wrench



Battery & Charger Time Reference Chart (in Minutes)

14.4V Lithium-ion		DC18RC	DC18SD	DC18SE (Automotive)	DC24SA DC24SC
		 9.6V,12V 14.4V,18V	 9.6V,12V 14.4V,18V	 9.6V,12V 14.4V,18V	 9.6V,12V 14.4V,18V,24V
6.0 Ah	 BL1460A	55 min.	130 min.	130 min.	75 min.
1.5 Ah	 BL1415NA	15 min.	30 min.	15 min.	20 min.

14.4V

Cordless Screwdriver

14.4V LXT BL Brushless Cordless 4 N-m (35 in.lbs.) Screwdriver, Torque Tracer



	DFT041R	DFT082R	DFT124R
Driving Shank (Hex)	6.35 mm (1/4")	6.35 mm (1/4")	6.35 mm (1/4")
No Load Speed (RPM)	800	860	600
Fastening Torque	Hard / Soft: 1 - 4 / 1 - 4 N-m (8.9 - 35 / 8.9 - 35 in.lbs.)	Hard / Soft: 4 - 8 / 4 - 8 N-m (35 - 71 / 35 - 71 in.lbs.)	Hard / Soft: 6 - 12 / 6 - 12 N-m (53 - 106 / 53 - 106 in.lbs.)
Vibration Level	Screwdriving w/o Impact : 2.5 m/s ² or less	Screwdriving w/o Impact : 2.5 m/s ² or less	Screwdriving w/o Impact : 2.5 m/s ² or less
Sound Pressure Level	70 dB(A) or less	70 dB(A) or less	70 dB(A) or less
Dimensions (L x W x H)	191x72x266 mm (7-1/2"x2-13/16"x10-1/2")	191x72x266 mm (7-1/2"x2-13/16"x10-1/2")	191x72x266 mm (7-1/2"x2-13/16"x10-1/2")
Net weight	1.3 - 1.8 kg (2.9 - 4 lbs.)	1.3 - 1.8 kg (2.9 - 4 lbs.)	1.3 - 1.8 kg (2.9 - 4 lbs.)

Cordless Angle Screwdriver

14.4V LXT BL Brushless Cordless 20 N-m (177 in.lbs.) Angle Screwdriver, Torque Tracer



	DFL201R	DFL301R	DFL402R
Driving Shank (Square)	9.5 mm (3/8")	9.5 mm (3/8")	9.5 mm (3/8")
No Load Speed (RPM)	360	260	200
Fastening Torque	Hard / Soft: 10 - 20 / 10 - 20 N-m (88.5 - 177 / 88.5 - 177 in.lbs.)	Hard / Soft: 16 - 30 / 16 - 30 N-m (142 - 266 / 142 - 266 in.lbs.)	Hard / Soft: 25 - 40 / 25 - 40 N-m (221 - 354 / 221 - 354 in.lbs.)
Vibration Level	Screwdriving w/o Impact : 2.5 m/s ² or less	Screwdriving w/o Impact : 2.5 m/s ² or less	Screwdriving w/o Impact : 2.5 m/s ² or less
Sound Pressure Level	72 dB(A) or less	74 dB(A) or less	72 dB(A)
Dimensions (L x W x H)	429x72x98 mm (16-7/8"x2-13/16"x3-7/8")	477x72x98 mm (18-3/4"x2-13/16"x3-7/8")	477x72x98 mm (18-3/4"x2-13/16"x3-7/8")
Net weight	1.5 - 1.9 kg (3.3 - 4.1 lbs.)	1.8 - 2.2 kg (4 - 4.8 lbs.)	1.8 - 2.2 kg (4 - 4.8 lbs.)

Cordless Screwdriver

14.4V LXT BL Brushless Programmable Cordless 2 N-m (18 In.Lbs.) Screwdriver



	DFT023F	DFT045F
Driving Shank (Hex)	6.35 mm (1/4")	6.35 mm (1/4")
No Load Speed (RPM)	400 - 1,300	150 - 900
Fastening Torque	Hard / Soft: 0.5 - 2 / 0.5 - 2 N-m (4 - 18 / 4 - 18 in.lbs.)	Hard / Soft: 1 - 4 / 1 - 4 N-m (9 - 35 / 9 - 35 in.lbs.)
Vibration Level	Screwdriving w/o Impact : 2.5 m/s ² or less	Screwdriving w/o Impact : 2.5 m/s ² or less
Sound Pressure Level	70 dB(A) or less	70 dB(A) or less
Dimensions (L x W x H)	159x72x232 mm (6-1/4"x2-13/16"x9-1/8")	159x72x232 mm (6-1/4"x2-13/16"x9-1/8")
Net weight	1.1 - 1.3 kg (2.4 - 2.9 lbs.)	1.1 - 1.3 kg (2.4 - 2.9 lbs.)

Adjust Grip (country-specific), USB Cable

Cordless Screwdriver

14.4V LXT BL Brushless Programmable Cordless 8 N-m (71 In.Lbs.) Screwdriver



	DFT085F	DFT127F
Driving Shank (Hex)	6.35 mm (1/4")	6.35 mm (1/4")
No Load Speed (RPM)	150 - 900	100 - 600
Fastening Torque	Hard / Soft: 3 - 8 / 3 - 8 N-m (27 - 71 / 27 - 71 in.lbs.)	Hard / Soft: 5 - 12 / 5 - 12 N-m (44 - 106 / 44 - 106 in.lbs.)
Vibration Level	Screwdriving w/o Impact : 2.5 m/s ² or less	Screwdriving w/o Impact : 2.5 m/s ² or less
Sound Pressure Level	70 dB(A) or less	70 dB(A) or less
Dimensions (L x W x H)	190x72x237 mm (7-1/2"x2-13/16"x9-3/8")	190x72x237 mm (7-1/2"x2-13/16"x9-3/8")
Net weight	1.3 - 1.8 kg (2.8 - 3.9 lbs.)	1.3 - 1.8 kg (2.8 - 3.9 lbs.)

Adjust Grip (country-specific), USB Cable

Cordless Screwdriver

14.4V LXT Li-Ion Cordless Screwdriver



434	DFT043F	DFT083F	DFT125F
Driving Shank (Hex)	6.35 mm (1/4")	6.35 mm (1/4")	6.35 mm (1/4")
No Load Speed (RPM)	80	80	150
Fastening Torque	Hard / Soft: 1 - 4 / 1 - 4 N·m (8.9 - 35 / 8.9 - 35 in.lbs.)	Hard / Soft: 3 - 8 / 3 - 8 N·m (27 - 71 / 27 - 71 in.lbs.)	Hard / Soft: 5 - 12 / 5 - 12 N·m (44 - 106 / 44 - 106 in.lbs.)
Vibration Level	Drilling into Metal: 2.5 m/s ² or less	Drilling into Metal: 2.5 m/s ² or less	Drilling into Metal: 2.5 m/s ² or less
Sound Pressure Level	70 dB(A) or less	70 dB(A) or less	70 dB(A)
Dimensions (L x W x H)	200x72x255 mm (7-7/8"x2-13/16"x10")	200x72x255 mm (7-7/8"x2-13/16"x10")	200x72x255 mm (7-7/8"x2-13/16"x10")
Net weight	1.3 - 1.8 kg (2.9 - 4 lbs.)	1.3 - 1.8 kg (2.9 - 4 lbs.)	1.3 - 1.8 kg (2.9 - 4 lbs.)

Cordless Angle Screwdriver

14.4V LXT Li-Ion Cordless Angle Screwdriver



434	DFL062F	DFL203F
Driving Shank (Square)	9.5 mm (3/8")	9.5 mm (3/8")
No Load Speed (RPM)	470	220
Fastening Torque	Hard / Soft: 1.5 - 6 / 1.5 - 6 N·m (13 - 53 / 13 - 53 in.lbs.)	Hard / Soft: 8 - 20 / 8 - 20 N·m (71 - 177 / 71 - 177 in.lbs.)
Vibration Level	Screwdriving w/o Impact: 2.5 m/s ² or less	Screwdriving w/o Impact: 2.5 m/s ² or less
Sound Pressure Level	70 dB(A) or less	70 dB(A) or less
Dimensions (L x W x H)	432x74x98 mm (17"x2-15/16"x3-7/8")	432x74x98 mm (17"x2-15/16"x3-7/8")
Net weight	1.6 - 1.9 kg (3.6 - 4.2 lbs.)	1.7 - 1.9 kg (3.7 - 4.2 lbs.)

Torque Adjustment Tool

Cordless Angle Screwdriver

14.4V LXT BL Brushless Cordless Angle Screwdriver



	DFL083F	DFL125F	DFL204F
Driving Shank (Square)	9.5 mm (3/8")	9.5 mm (3/8")	9.5 mm (3/8")
No Load Speed (RPM)	150 - 700	100 - 700	100 - 440
Fastening Torque	Hard / Soft: 2 - 8 / 2 - 8 N·m (18 - 71 / 18 - 71 in.lbs.)	Hard / Soft: 5 - 12 / 5 - 12 N·m (44 - 106 / 44 - 106 in.lbs.)	Hard / Soft: 8 - 20 / 8 - 20 N·m (71 - 177 / 71 - 177 in.lbs.)
Vibration Level	Screwdriving w/o Impact: 2.5 m/s ² or less	Screwdriving w/o Impact: 2.5 m/s ² or less	Screwdriving w/o Impact: 2.5 m/s ² or less
Sound Pressure Level	70 dB(A)	70 dB(A)	70 dB(A)
Dimensions (L x W x H)	w/ BL1430(B) / BL1440 / BL1450 / BL1460B: 481x74x98 mm (19"x2-15/16"x3-7/8")	w/ BL1430(B) / BL1440 / BL1450 / BL1460B: 481x74x98 mm (19"x2-15/16"x3-7/8")	w/ BL1430(B) / BL1440 / BL1450 / BL1460B: 481x74x98 mm (19"x2-15/16"x3-7/8")
Head Height	31.5 mm (1-1/4")	31.5 mm (1-1/4")	31.5 mm (1-1/4")
Center Height	16 mm (5/8")	16 mm (5/8")	16 mm (5/8")
Net weight	1.7 - 2.1 kg (3.8 - 4.7 lbs.)	1.7 - 2.1 kg (3.8 - 4.7 lbs.)	1.7 - 2.1 kg (3.8 - 4.7 lbs.)

Adjust Grip (country-specific), Protector (country-specific), USB Cable

Cordless Angle Screwdriver

14.4V LXT BL Brushless Cordless Angle Screwdriver



	DFL302F	DFL403F
Driving Shank (Square)	9.5 mm (3/8")	9.5 mm (3/8")
No Load Speed (RPM)	70 - 230	50 - 220
Fastening Torque	Hard / Soft: 16 - 30 / 16 - 30 N·m (142 - 266 / 142 - 266 in.lbs.)	Hard / Soft: 25 - 40 / 25 - 40 N·m (221 - 354 / 221 - 354 in.lbs.)
Vibration Level	Screwdriving w/o Impact: 2.5 m/s ² or less	Screwdriving w/o Impact: 2.5 m/s ² or less
Sound Pressure Level	70 dB(A)	70 dB(A)
Dimensions (L x W x H)	w/ BL1430(B) / BL1440 / BL1450 / BL1460B: 518x74x98 mm (20-3/8"x2-15/16"x3-7/8")	w/ BL1430(B) / BL1440 / BL1450 / BL1460B: 518x74x98 mm (20-3/8"x2-15/16"x3-7/8")
Head Height	35 mm (1-3/8")	35 mm (1-3/8")
Center Height	18.5 mm (3/4")	18.5 mm (3/4")
Net weight	2.0 - 2.3 kg (4.4 - 5.2 lbs.)	2.0 - 2.3 kg (4.4 - 5.2 lbs.)

Adjust Grip (country-specific), Protector (country-specific), USB Cable

Cordless Angle Screwdriver

14.4V LXT Li-Ion Cordless Angle Screwdriver



434	DFL061F	DFL082F	DFL122F	DFL202F
Driving Shank (Square)	9.5 mm (3/8")	9.5 mm (3/8")	9.5 mm (3/8")	9.5 mm (3/8")
No Load Speed (RPM)	470	700	410	220
Fastening Torque	Hard / Soft: 1.5 - 6 / 1.5 - 6 N·m (13 - 53 / 13 - 53 in.lbs.)	Hard / Soft: 2 - 8 / 2 - 8 N·m (18 - 71 / 18 - 71 in.lbs.)	Hard / Soft: 5 - 12 / 5 - 12 N·m (44 - 106 / 44 - 106 in.lbs.)	Hard / Soft: 8 - 20 / 8 - 20 N·m (71 - 177 / 71 - 177 in.lbs.)
Vibration Level	Screwdriving w/o Impact: 2.5 m/s ² or less	Screwdriving w/o Impact: 2.5 m/s ² or less	Screwdriving w/o Impact: 2.5 m/s ² or less	Screwdriving w/o Impact: 2.5 m/s ² or less
Sound Pressure Level	70 dB(A) or less	70 dB(A) or less	70 dB(A) or less	70 dB(A) or less
Dimensions (L x W x H)	405x74x98 mm (16"x2-15/16"x3-7/8")	405x74x98 mm (16"x2-15/16"x3-7/8")	405x74x98 mm (16"x2-15/16"x3-7/8")	405x74x98 mm (16"x2-15/16"x3-7/8")
Net weight	1.5 - 1.9 kg (3.3 - 4.1 lbs.)	1.5 - 1.9 kg (3.4 - 4.2 lbs.)	1.5 - 1.9 kg (3.4 - 4.2 lbs.)	1.5 - 1.9 kg (3.4 - 4.2 lbs.)

Cordless Angle Screwdriver

14.4V LXT BL Brushless Cordless Angle Screwdriver



	DFL123F	DFL201F	DFL301F	DFL402F
Driving Shank (Square)	9.5 mm (3/8")	9.5 mm (3/8")	9.5 mm (3/8")	9.5 mm (3/8")
No Load Speed (RPM)	1,200	360	260	200
Fastening Torque	Hard / Soft: 5 - 12 / 5 - 12 N·m (44 - 106 / 44 - 106 in.lbs.)	Hard / Soft: 8 - 20 / 8 - 20 N·m (71 - 177 / 71 - 177 in.lbs.)	Hard / Soft: 16 - 30 / 16 - 30 N·m (142 - 266 / 142 - 266 in.lbs.)	Hard / Soft: 25 - 40 / 25 - 40 N·m (221 - 354 / 221 - 354 in.lbs.)
Vibration Level	Screwdriving w/o Impact: 2.5 m/s ² or less	Screwdriving w/o Impact: 2.5 m/s ² or less	Screwdriving w/o Impact: 2.5 m/s ² or less	Screwdriving w/o Impact: 2.5 m/s ² or less
Sound Pressure Level	74 dB(A)	72 dB(A)	74 dB(A)	72 dB(A)
Dimensions (L x W x H)	417x73x104 mm (16-7/16"x2-7/8"x4-1/8")	429x72x98 mm (16-7/8"x2-13/16"x3-7/8")	477x72x98 mm (18-3/4"x2-13/16"x3-7/8")	477x72x98 mm (18-3/4"x2-13/16"x3-7/8")
Net weight	1.5 - 1.9 kg (3.3 - 4.1 lbs.)	1.5 - 2.1 kg (3.3 - 4.5 lbs.)	1.7 - 2.1 kg (3.8 - 4.6 lbs.)	1.7 - 2.1 kg (3.8 - 4.6 lbs.)

Cordless Angle Screwdriver

18V LXT BL Brushless Cordless Angle Screwdriver

new



LXT BL MOTOR



	DFL020F	DFL063F
Driving Shank (Square)	9.5 mm (3/8")	9.5 mm (3/8")
No Load Speed (RPM)	100 - 1,300	180 - 1,300
Fastening Torque	Hard / Soft: 0.5 - 2 / 0.5 - 2 N·m (4 - 18 / 4 - 18 in.lbs.)	Hard / Soft: 1.5 - 6.5 / 1.5 - 6.5 N·m (13 - 58 / 13 - 58 in.lbs.)
Dimensions (L x W x H)	w/ BL1830B / BL1840B / BL1850B / BL1860B: 397x74x116 mm (15-5/8"x2-5/16"x4-9/16")	w/ BL1830B / BL1840B / BL1850B / BL1860B: 397x74x116 mm (15-5/8"x2-5/16"x4-9/16")
Net weight	1.3 - 1.6 kg (2.9 - 3.6 lbs.)	1.3 - 1.6 kg (2.9 - 3.6 lbs.)

Adjust Grip (country-specific), USB Cable

Cordless Angle Screwdriver

18V LXT BL Brushless Cordless 65 N·m (580 in.lbs.) Angle Screwdriver



LXT BL MOTOR



	DFL651F
Driving Shank (Square)	9.5 / 12.7 mm (3/8" / 1/2")
No Load Speed (RPM)	80 - 200
Fastening Torque	Hard / Soft: 25 - 65 / 25 - 65 N·m (220 - 580 / 220 - 580 in.lbs.)
Vibration Level	Screwdriving w/o Impact : 2.5 m/s ² or less
Sound Pressure Level	72 dB(A)
Dimensions (L x W x H)	600x75x116 mm (23-5/8"x2-5/16"x4-9/16")
Net weight	2.5 - 2.9 kg (5.5 - 6.5 lbs.)

Torque Adjustment Tool, USB Cable

Cordless Impact Driver

14.4V LXT BL Brushless Cordless 35 N·m (310 in.lbs.) Impact Driver



LXT BL MOTOR



	DTDA040	DTDA070	DTDA100	DTDA140
Capacity	Standard Bolt: M5 - M10 (3/16" - 3/8") High Strength Bolt: M5 - M8 (3/16" - 5/16")	Standard Bolt: M5 - M12 (3/16" - 1/2") High Strength Bolt: M5 - M10 (3/16" - 3/8")	Standard Bolt: M5 - M12 (3/16" - 1/2") High Strength Bolt: M5 - M10 (3/16" - 3/8")	Standard Bolt: M6 - M16 (1/4" - 5/8") High Strength Bolt: M6 - M12 (1/4" - 1/2")
No Load Speed (RPM)	0 - 2,400	0 - 2,500	0 - 2,700	0 - 2,700
Impacts Per Minute (IPM)	0 - 3,700	0 - 3,700	0 - 3,300	0 - 3,300
Max Fastening Torque	35 N·m (310 in.lbs.)	65 N·m (575 in.lbs.)	95 N·m (840 in.lbs.)	140 N·m (1,240 in.lbs.)
Vibration Level	Impact tightening of fasteners of the maximum capacity of the tool: 4.5 m/s ²	Impact tightening of fasteners of the maximum capacity of the tool: 8.0 m/s ²	Impact tightening of fasteners of the maximum capacity of the tool: 7.5 m/s ²	Impact tightening of fasteners of the maximum capacity of the tool: 8.5 m/s ²
Sound Pressure Level	90 dB(A)	92 dB(A)	94 dB(A)	94 dB(A)
Sound Power Level	101 dB(A)	103 dB(A)	105 dB(A)	105 dB(A)
Dimensions (L x W x H)	w/ BL1430(B) / BL1440 / BL1450 / BL1460B: 139x74x256 mm (5-1/2"x2-15/16"x10-1/8")	w/ BL1430(B) / BL1440 / BL1450 / BL1460B: 139x74x256 mm (5-1/2"x2-15/16"x10-1/8")	w/ BL1430(B) / BL1440 / BL1450 / BL1460B: 146x74x256 mm (5-3/4"x2-15/16"x10-1/8")	w/ BL1430(B) / BL1440 / BL1450 / BL1460B: 146x74x256 mm (5-3/4"x2-15/16"x10-1/8")
Net weight	1.1 - 1.4 kg (2.4 - 3.1 lbs.)	1.1 - 1.4 kg (2.4 - 3.1 lbs.)	1.2 - 1.5 kg (2.7 - 3.3 lbs.)	1.2 - 1.5 kg (2.7 - 3.3 lbs.)

Cordless Impact Driver

14.4V LXT Li-Ion Cordless Impact Driver



LXT



	BTD143	BTD125
Capacity	440 mAh	440 mAh
Driving Shank (Hex)	6.35 mm (1/4")	6.35 mm (1/4")
No Load Speed (RPM)	0 - 2,300	0 - 2,300
Impacts Per Minute (IPM)	0 - 3,200	0 - 3,200
Max Fastening Torque	140 N·m (1,240 in.lbs.)	120 N·m (1,060 in.lbs.)
Dimensions (L x W x H)	153x79x233 mm (6"x3-1/8"x9-1/8")	153x79x233 mm (6"x3-1/8"x9-1/8")
Net weight	1.2 - 1.4 kg (2.6 - 3.1 lbs.)	1.3 - 1.5 kg (2.8 - 3.3 lbs.)

Compatible with only batteries with battery fuel gauge.

Cordless Impact Driver

14.4V LXT Li-Ion Cordless Impact Driver



Automatic impact stop

LXT



	BTD104	BTD064	BTD044
Capacity	448 mAh	448 mAh	448 mAh
Capacity	Machine Screw: M4 - M8 (5/32" - 5/16") Standard Bolt: M5 - M12 (3/16" - 1/2") High Strength Bolt: M5 - M10 (3/16" - 3/8")	Machine Screw: M4 - M8 (5/32" - 5/16") Standard Bolt: M5 - M12 (3/16" - 1/2") High Strength Bolt: M5 - M10 (3/16" - 3/8")	Machine Screw: M4 - M8 (5/32" - 5/16") Standard Bolt: M5 - M10 (3/16" - 3/8") High Strength Bolt: M5 - M6 (3/16" - 1/4")
No Load Speed (RPM)	0 - 2,700	0 - 2,500	0 - 2,300
Impacts Per Minute (IPM)	0 - 3,500	0 - 3,500	0 - 3,500
Max Fastening Torque	95 N·m (841 in.lbs.)	65 N·m (575 in.lbs.)	35 N·m (310 in.lbs.)
Dimensions (L x W x H)	144x74x216 mm (5-5/8"x2-15/16"x8-1/2")	144x74x216 mm (5-5/8"x2-15/16"x8-1/2")	144x74x216 mm (5-5/8"x2-15/16"x8-1/2")
Net weight	1.1 - 1.3 kg (2.3 - 2.9 lbs.)	1.1 - 1.3 kg (2.3 - 2.9 lbs.)	1.1 - 1.3 kg (2.3 - 2.9 lbs.)

Compatible with only batteries with battery fuel gauge.

Cordless Impact Driver

14.4V LXT Li-Ion Cordless Impact Driver



LXT



	BTD103	BTD063	BTD043
Capacity	448 mAh	448 mAh	448 mAh
Capacity	Machine Screw: M4 - M8 (5/32" - 5/16") Standard Bolt: M5 - M12 (3/16" - 1/2") High Strength Bolt: M5 - M10 (3/16" - 3/8")	Machine Screw: M4 - M8 (5/32" - 5/16") Standard Bolt: M5 - M12 (3/16" - 1/2") High Strength Bolt: M5 - M10 (3/16" - 3/8")	Machine Screw: M4 - M8 (5/32" - 5/16") Standard Bolt: M5 - M10 (3/16" - 3/8") High Strength Bolt: M5 - M6 (3/16" - 1/4")
No Load Speed (RPM)	0 - 2,700	0 - 2,500	0 - 2,300
Impacts Per Minute (IPM)	0 - 3,500	0 - 3,500	0 - 3,500
Max Fastening Torque	95 N·m (841 in.lbs.)	65 N·m (575 in.lbs.)	35 N·m (310 in.lbs.)
Dimensions (L x W x H)	144x74x216 mm (5-5/8"x2-15/16"x8-1/2")	144x74x216 mm (5-5/8"x2-15/16"x8-1/2")	144x74x216 mm (5-5/8"x2-15/16"x8-1/2")
Net weight	1 - 1.3 kg (2.3 - 2.8 lbs.)	1 - 1.3 kg (2.3 - 2.8 lbs.)	1 - 1.2 kg (2.2 - 2.7 lbs.)

Compatible with only batteries with battery fuel gauge.

10.8V

14.4V

Cordless Impact Driver

10.8V (12V max) Li-Ion Cordless Impact Driver



440	TD091D
Capacity	Machine Screw: M4 - M8 (5/32" - 5/16") Standard Bolt: M5 - M12 (3/16" - 1/2") High Strength Bolt: M5 - M10 (3/16" - 3/8") Coarse thread (in length): 22 - 90 mm (7/8" - 3-1/2")
No Load Speed (RPM)	0 - 2,400
Impacts Per Minute (IPM)	0 - 3,000
Max Fastening Torque	90 N·m (800 in.lbs.)
Dimensions (L x W x H)	134x54x200 mm (5-1/4"x2-1/8"x7-7/8")
Net weight	0.86 kg (1.9 lbs.)
Charger, Battery	



Cordless Impact Wrench

14.4V LXT BL Brushless Cordless 3/8" (9.5 mm) 65 N·m (48 ft.lbs.) Impact Wrench



	DTWA070	DTWA100	DTWA140	DTWA190
Square Drive	9.5 mm (3/8")	9.5 mm (3/8")	12.7 mm (1/2")	12.7 mm (1/2")
Capacity	Standard Bolt: M5 - M12 (3/16" - 1/2") High Strength Bolt: M5 - M10 (3/16" - 3/8")	Standard Bolt: M5 - M12 (3/16" - 1/2") High Strength Bolt: M5 - M10 (3/16" - 3/8")	Standard Bolt: M6 - M16 (1/4" - 5/8") High Strength Bolt: M6 - M12 (1/4" - 1/2")	Standard Bolt: M8 - M16 (5/16" - 5/8") High Strength Bolt: M8 - M14 (5/16" - 9/16")
No Load Speed (RPM)	0 - 2,500	0 - 2,700	0 - 2,700	0 - 2,600
Impacts Per Minute (IPM)	0 - 3,700	0 - 3,300	0 - 3,300	0 - 3,000
Max Fastening Torque	65 N·m (48 ft.lbs.)	95 N·m (70 ft.lbs.)	140 N·m (103 ft.lbs.)	185 N·m (136 ft.lbs.)
Vibration Level	Impact tightening of fasteners of the maximum capacity of the tool: 9.0 m/s ²	Impact tightening of fasteners of the maximum capacity of the tool: 8.5 m/s ²	Impact tightening of fasteners of the maximum capacity of the tool: 10.0 m/s ²	Impact tightening of fasteners of the maximum capacity of the tool: 10.5 m/s ²
Sound Pressure Level	92 dB(A)	93 dB(A)	96 dB(A)	95 dB(A)
Sound Power Level	103 dB(A)	104 dB(A)	107 dB(A)	106 dB(A)
Dimensions (L x W x H)	w/ BL1430(B) / BL1440 / BL1450 / BL1460B: 144x74x256 mm (5-5/8"x2-15/16"x10-1/8")	w/ BL1430(B) / BL1440 / BL1450 / BL1460B: 158x74x256 mm (6-1/4"x2-15/16"x10-1/8")	w/ BL1430(B) / BL1440 / BL1450 / BL1460B: 158x74x256 mm (6-1/4"x2-15/16"x10-1/8")	w/ BL1430(B) / BL1440 / BL1450 / BL1460B: 158x74x256 mm (6-1/4"x2-15/16"x10-1/8")
Net weight	1.1 - 1.4 kg (2.4 - 3.1 lbs.)	1.2 - 1.5 kg (2.7 - 3.3 lbs.)	1.2 - 1.5 kg (2.7 - 3.3 lbs.)	1.3 - 1.6 kg (2.9 - 3.5 lbs.)

Cordless Impact Wrench

14.4V LXT Li-Ion Cordless Impact Wrench



	BTW130	BTW110
Capacity	Standard Bolt: M8 - M16 (5/16" - 5/8") High Strength Bolt: M6 - M12 (1/4" - 1/2")	Standard Bolt: M8 - M16 (5/16" - 5/8") High Strength Bolt: M6 - M12 (1/4" - 1/2")
Impacts Per Minute (IPM)	0-3,200	0-3,200
No Load Speed (RPM)	0-2,300	0-2,300
Max Fastening Torque	130 N·m (1,150 in.lbs.)	110 N·m (970 in.lbs.)
Dimensions (L x W x H)	166x79x233 mm (6-1/2"x3-1/8"x9-1/8")	155x79x233 mm (6-1/8"x3-1/8"x9-1/8")
Net weight	1.3 - 1.6 kg (2.9 - 3.5 lbs.)	1.1 - 1.3 kg (2.4 - 3 lbs.)

Compatible with only batteries with battery fuel gauge.

Cordless Impact Wrench

14.4V LXT Li-Ion Cordless Impact Wrench



Automatic impact stop



	BTW104	BTW074
Capacity	Standard Bolt: M5 - M12 (3/16" - 1/2") High Strength Bolt: M5 - M10 (3/16" - 3/8")	Standard Bolt: M5 - M12 (3/16" - 1/2") High Strength Bolt: M5 - M10 (3/16" - 3/8")
Impacts Per Minute (IPM)	0-3,500	0-3,500
No Load Speed (RPM)	0-2,700	0-2,500
Max Fastening Torque	95 N·m (841 in.lbs.)	65 N·m (575 in.lbs.)
Dimensions (L x W x H)	144x74x216 mm (5-5/8"x2-15/16"x8-1/2")	144x74x216 mm (5-5/8"x2-15/16"x8-1/2")
Net weight	1.1 - 1.3 kg (2.3 - 2.9 lbs.)	1.1 - 1.3 kg (2.3 - 2.9 lbs.)

Compatible with only batteries with battery fuel gauge.

Cordless Impact Wrench

14.4V LXT Li-Ion Cordless Impact Wrench



	BTW103	BTW073
Capacity	Standard Bolt: M5 - M12 (3/16" - 1/2") High Strength Bolt: M5 - M10 (3/16" - 3/8")	Standard Bolt: M5 - M12 (3/16" - 1/2") High Strength Bolt: M5 - M10 (3/16" - 3/8")
Impacts Per Minute (IPM)	0-3,500	0-3,500
No Load Speed (RPM)	0-2,700	0-2,500
Max Fastening Torque	95 N·m (841 in.lbs.)	65 N·m (575 in.lbs.)
Dimensions (L x W x H)	144x74x216 mm (5-5/8"x2-15/16"x8-1/2")	144x74x216 mm (5-5/8"x2-15/16"x8-1/2")
Net weight	1 - 1.3 kg (2.3 - 2.8 lbs.)	1.3 - 1.6 kg (2.9 - 3.5 lbs.)

Compatible with only batteries with battery fuel gauge.

PRODUCTS

▣ DRILLING / FASTENING



-  Double Insulation
-  Variable Speed
-  Brake
-  Reversing
-  Mechanical 2-Speed
-  Mechanical 3-Speed
-  Electronic 2-Speed
-  Keyless Chuck
-  Torque Setting 6
-  Torque Limiter
-  Soft Start
-  Built-in Job Light
-  Carrying Case

Drill

419

DP4003 / DP4002

13 mm (1/2")

DP4003
Keyless Chuck



DP4002

Continuous rating input	750W
Capacity	Steel: 13 mm (1/2") Wood: 38 mm (1-1/2")
No Load Speed (RPM)	0-700
Overall Length	DP4003: 308 mm (12-1/8") DP4002: 304 mm (12")
Net weight	2.5 kg (5.4 lbs.) / 2.7 kg (5.8 lbs.)
Power supply cord	2.5 m (8.2 ft)

Drill

419

DP4001 / DP4000

13 mm (1/2")

DP4001
Keyless Chuck



DP4000

Continuous rating input	750W
Capacity	Steel: 13 mm (1/2") Wood: 38 mm (1-1/2")
No Load Speed (RPM)	0-950
Overall Length	DP4001: 308 mm (12-1/8") DP4000: 304 mm (12")
Net weight	DP4001: 2.4 kg (5.2 lbs.) DP4000: 2.5 kg (5.6 lbs.)
Power supply cord	2.5 m (8.2 ft)

2-Speed Drill

419

DP4011 / DP4010

13 mm (1/2")

DP4011
Keyless Chuck



DP4010

Continuous rating input	720W
Capacity	Steel Hi: 8 mm (5/16") Steel Lo: 13 mm (1/2") Wood Hi: 25 mm (1") Wood Lo: 40 mm (1-9/16")
Chuck Capacity	1.5 - 13 mm (1/16 - 1/2")
No Load Speed (RPM)	High: 0 - 2,900 Low: 0 - 1,200
Dimensions (L x W x H)	347x70x220 mm (13-5/8"x2-3/4"x8-5/8")
Net weight	2.3 kg (5 lbs.)
Power supply cord	2.5 m (8.2 ft)

Drill

303

6305

13 mm (1/2")



Continuous rating input	850W
Capacity	Steel: 13 mm (1/2") Wood: 30 mm (1-3/16")
No Load Speed (RPM)	1,450
Dimensions (L x W x H)	346x84x152 mm (13-5/8"x3-5/16"x6")
Net weight	2.8 kg (6.2 lbs.)
Power supply cord	2.5 m (8.2 ft)

Drill

106

6301

13 mm (1/2")



Continuous rating input	700W
Capacity	Steel: 13 mm (1/2") Wood: 30 mm (1-1/8")
No Load Speed (RPM)	1,300
Overall Length	340 mm (13-3/8")
Net weight	2.8 kg (6.1 lbs.)
Power supply cord	2.5 m (8.2 ft)

Drill

64

DP4700

13 mm (1/2")



Continuous rating input	510W
Capacity	Steel: 13 mm (1/2") Wood: 36 mm (1-3/8")
No Load Speed (RPM)	0-550
Overall Length	275 mm (10-7/8")
Net weight	2.2 kg (4.8 lbs.)
Power supply cord	2.5 m (8.2 ft)

Drill

411

DS4012 / DS4011

13 mm (1/2")

DS4012: Variable Speed



Continuous rating input	750W
Capacity	Steel: 13 mm (1/2") Wood: 36 mm (1-7/16")
No Load Speed (RPM)	0-600
Dimensions (L x W x H)	340x83x390 mm (13-3/8"x3-1/4"x15-3/8")
Net weight	2.8 kg (6.2 lbs.)
Power supply cord	2.5 m (8.2 ft)

Drill

303

DS4000

13 mm (1/2")



Continuous rating input	1,050W
Capacity	Steel: 13 mm (1/2") Wood (Auger-Bit): 38 mm (1-1/2") Wood (Self-Feed Bit): 77 mm (3") Wood (Hole Saw): 127 mm (5")
No Load Speed (RPM)	500
Overall Length	363 mm (14-1/4")
Net weight	4.6 kg (10.2 lbs.)
Power supply cord	2.5 m (8.2 ft)

Drill

411

DS5000

16 mm (5/8")



Continuous rating input	750W
Capacity	Steel: 16 mm (5/8") Wood: 36 mm (1-7/16")
No Load Speed (RPM)	600
Dimensions (L x W x H)	348x83x401 mm (13-3/4"x3-1/4"x15-3/4")
Net weight	3.0 kg (6.6 lbs.)
Power supply cord	2.5 m (8.2 ft)

Drill

51

6016

16 mm (5/8")



Continuous rating input	480W
Capacity	Steel: 16 mm (5/8") Wood: 36 mm (1-3/8")
No Load Speed (RPM)	700
Overall Length	365 mm (14-3/8")
Net weight	4.4 kg (9.7 lbs.)
Power supply cord	2.5 m (8.2 ft)

4-Speed Drill

51

6300-4

13 mm (1/2")



Continuous rating input	650W
Capacity	Steel: 13 mm (1/2") Wood: 30 mm (1-1/8")
No Load Speed (RPM)	650 / 700 / 1,250 / 1,500
Overall Length	385 mm (15-1/8")
Net weight	2.9 kg (6.5 lbs.)
Power supply cord	2.5 m (8.2 ft)

High Speed Drill

64

DD2020

6.5 mm (1/4")



Continuous rating input	500W
Capacity	Wood: 12 mm (1/2") Drill chuck capacity: 6.5 mm (1/4")
No Load Speed (RPM)	10,000
Dimensions (L x W x H)	274x131x67 mm (10-3/4"x5-1/8"x2-5/8")
Net weight	1.3 kg (2.9 lbs.)
Power supply cord	2.5 m (8.2 ft)

Angle Drill

419

DA3010F / DA3010
10 mm (3/8")



DA3010F: LED Light



Continuous rating input	450W
Capacity	Steel: 10 mm (3/8") Wood: 25 mm (1")
Chuck Capacity	1.5 - 10 mm (1/16 - 3/8")
No Load Speed (RPM)	0-2,400
Overall Length	270 mm (10-5/8")
Net weight	1.6 kg (3.5 lbs.)
Power supply cord	2.5 m (8.2 ft)

Angle Drill

419

DA3011F / DA3011
10 mm (3/8")



DA3011F: LED Light



Continuous rating input	450W
Capacity	Steel: 10 mm (3/8") Wood: 25 mm (1")
Chuck Capacity	1.5 - 10 mm (1/16 - 3/8")
No Load Speed (RPM)	0-2,400
Overall Length	282 mm (11-1/8")
Net weight	1.6 kg (3.5 lbs.)
Power supply cord	2.5 m (8.2 ft)

Angle Drill

303

DA4000LR
13 mm (1/2")



Continuous rating input	710W
Capacity	Steel: 13 mm (1/2")
Wood (Self-Feed Bit) Hi:	65 mm (2-9/16")
Wood (Self-Feed Bit) Lo:	118 mm (4-5/8")
Wood (Hole Saw) Hi:	114 mm (4-1/2")
Wood (Hole Saw) Lo:	152 mm (6")
Chuck Capacity	2 - 13 mm (1/16 - 1/2")
No Load Speed (RPM)	High: 0-900 Low: 0-400
Overall Length	413 mm (16-1/4")
Net weight	4 kg (8.9 lbs.)
Power supply cord	2.5 m (8.2 ft)

Angle Drill

303

DA4031
13 mm (1/2")



Continuous rating input	1,050W
Capacity	Steel: 13 mm (1/2")
Wood (Auger-Bit):	50 mm (2")
Wood (Self-Feed Bit) Hi:	65 mm (2-9/16")
Wood (Self-Feed Bit) Lo:	118 mm (4-5/8")
Wood (Hole Saw):	159 mm (6-1/4")
Chuck Capacity	2 - 13 mm (1/16 - 1/2")
No Load Speed (RPM)	High: 1,200 Low: 300
Overall Length	462 mm (18-3/16")
Net weight	6.3 kg (13.9 lbs.)
Power supply cord	2.5 m (8.2 ft)

Diamond Core Drill

EE7332022S

DBM230



Continuous rating input	2,500W
Capacity	Concrete (w/ Diamond) 230 mm (9")
Core Bit:	
No Load Speed (RPM)	3rd: 1,700 2nd: 1,040 1st: 390
Net weight	37.5 kg (82.7 lbs.)

Diamond Core Drill

EE7332022S

DBM131
Wet & Dry



Continuous rating input	1,700W
Capacity	Concrete (w/ Diamond) 70 mm (2-3/4")
Core Bit Hi:	65 mm (2-9/16")
Concrete (w/ Diamond) Core Bit Lo:	132 mm (5-3/16")
Tool holder	(Spindle): M18
No Load Speed (RPM)	High: 0-2,300 Low: 0-1,100
Net weight	6.3 kg (13.9 lbs.)

Diamond Core Drill

EE7332022S

DBM130
Dry



Continuous rating input	1,700W
Capacity	Concrete (w/ Diamond) 70 mm (2-3/4")
Core Bit Hi:	65 mm (2-9/16")
Concrete (w/ Diamond) Core Bit Lo:	132 mm (5-3/16")
Tool holder	(Spindle): M18
No Load Speed (RPM)	High: 0-3,000 Low: 0-1,500
Net weight	5.5 kg (12.1 lbs.)

Diamond Core Drill

EE80600306

DBM080
82 mm (3-1/8") Dry



Continuous rating input	1,300W
Capacity	Concrete (w/ Diamond) 82 mm (3-1/4")
Core Bit:	
Tool holder	(Spindle): M18
No Load Speed (RPM)	0-3,400
Net weight	3.4 kg (7.5 lbs.)

Power Mixer

EE7332022S

UT1600
180 mm (7-1/8")



Continuous rating input	1,800W
Mixing Capacity	90 kg
Blade Diameter	180 mm (7-1/8")
No Load Speed (RPM)	High / Low: 0 - 970 / 0 - 440
Dimensions (L x W x H)	430x180x349 mm (17"x7-1/8"x13-3/4")
Net weight	7.1 kg (15.7 lbs.)
Power supply cord	3.2 m (10.3 ft)

Power Mixer

EE7132A22S

UT1401 / UT1400
140 mm (5-1/2")



Continuous rating input	1,300W
Mixing Capacity	60 kg / 50 kg
Blade Diameter	140 mm (5-1/2")
No Load Speed (RPM)	UT1401: High / Low: 0 - 730 / 0 - 400 UT1400: 0 - 900
Dimensions (L x W x H)	UT1401: 430x180x349 mm (17"x7-1/8"x13-3/4") UT1400: 430x180x305 mm (17"x7-1/8"x12")
Net weight	5.5 kg (12.1 lbs.)
Power supply cord	3.2 m (10.3 ft)

UT1401:
Mechanical 2-Speed

Power Mixer

EE7701822S

UT1200
120 mm (4-3/4")



Continuous rating input	960W
Mixing Capacity	40 kg
Blade Diameter	120 mm (4-3/4")
No Load Speed (RPM)	0 - 590
Dimensions (L x W x H)	345x180x295 mm (13-5/8"x7-1/8"x11-5/8")
Net weight	3.2 kg (7 lbs.)
Power supply cord	3.2 m (10.3 ft)



Mixer

303

UT2204



Continuous rating input	850W
Blade Diameter	220 mm (8-5/8")
No Load Speed (RPM)	550
Shank size of tool holder	M12 or M14
portion	929x89x152 mm
Dimensions (L x W x H)	(36-1/2"x3-1/2"x6")
Net weight	2.7 kg (5.9 lbs.)
Power supply cord	2.5 m (8.2 ft)

Mixer

303

UT1305



Continuous rating input	850W
Blade Diameter	165 mm (6-1/2")
No Load Speed (RPM)	1,300
Shank size of tool holder	M12
portion	942x87x152 mm
Dimensions (L x W x H)	(37"x3-7/16"x6")
Net weight	2.6 kg (5.7 lbs.)
Power supply cord	2.5 m (8.2 ft)

Drywall Screwdriver

419

FS2300 / FS2200



FS2300: Silent clutch



Continuous rating input	570W
Capacity	Drywall Screw: 5 mm (3/16") Self-Drilling Screw: 6 mm (1/4")
Driving Shank (Hex)	6.35 mm (1/4")
No Load Speed (RPM)	0 - 2,500
Vibration Level	Screwdriving w/o Impact: 2.5 m/s ² or less (FS2300)
Sound Pressure Level	83 dB(A) (FS2300)
Sound Power Level	94 dB(A) (FS2300)
Dimensions (L x W x H)	FS2300: 290x70x207 mm (11-3/8"x2-3/4"x8-1/8") FS2200: 287x70x207 mm (11-1/4"x2-3/4"x8-1/8")
Net weight	1.6 kg (3.5 lbs.)
Power supply cord	2.5 m (8.2 ft)

Dimensions: for countries providing noise suppressor and connect bit 60

Drywall Screwdriver

419

FS4000



Continuous rating input	570W
Capacity	Drywall Screw: 5 mm (3/16") Self-Drilling Screw: 6 mm (1/4")
Driving Shank (Hex)	6.35 mm (1/4")
No Load Speed (RPM)	0 - 4,000
Vibration Level	Screwdriving w/o Impact: 2.5 m/s ² or less
Sound Pressure Level	82 dB(A)
Sound Power Level	93 dB(A)
Dimensions (L x W x H)	269x65x207 mm (10-5/8"x2-9/16"x8-1/8")
Net weight	1.3 kg (2.9 lbs.)
Power supply cord	2.5 m (8.2 ft)

Dimensions: for countries providing noise suppressor and connect bit 60

Drywall Screwdriver

419

FS4300 / FS4200



FS4300: Silent clutch



Continuous rating input	570W
Capacity	Drywall Screw: 5 mm (3/16") Self-Drilling Screw: 6 mm (1/4")
Driving Shank (Hex)	6.35 mm (1/4")
No Load Speed (RPM)	0 - 4,000
Vibration Level	Screwdriving w/o Impact: 2.5 m/s ² or less
Sound Pressure Level	82 dB(A)
Sound Power Level	93 dB(A)
Dimensions (L x W x H)	FS4300: 279x65x207 mm (11"x2-9/16"x8-1/8") FS4200: 269x65x207 mm (10-5/8"x2-9/16"x8-1/8")
Net weight	1.4 kg (3.1 lbs.)
Power supply cord	2.5 m (8.2 ft)

Dimensions: for countries providing noise suppressor and connect bit 60

Drywall Screwdriver

419

FS6300 / FS6300R

Silent clutch



FS6300R



Continuous rating input	570W
Capacity	Drywall Screw: 4 mm (5/32")
Driving Shank (Hex)	6.35 mm (1/4")
No Load Speed (RPM)	0 - 6,000
Vibration Level	Screwdriving w/o Impact: 2.5 m/s ² or less
Sound Pressure Level	82 dB(A)
Sound Power Level	93 dB(A)
Dimensions (L x W x H)	279x65x207 mm (11"x2-9/16"x8-1/8")
Net weight	1.4 kg (3.1 lbs.)
Power supply cord	FS6300: 2.5 m (8.2 ft.) FS6300R: 4.0 m (13.1 ft.)

Dimensions: for countries providing noise suppressor and connect bit 60

Drywall Screwdriver

419

FS6200



without Silent clutch



Continuous rating input	570W
Capacity	Drywall Screw: 4 mm (5/32")
Driving Shank (Hex)	6.35 mm (1/4")
No Load Speed (RPM)	0 - 6,000
Dimensions (L x W x H)	269x65x207 mm (10-5/8"x2-9/16"x8-1/8")
Net weight	1.4 kg (3 lbs.)
Power supply cord	2.5 m (8.2 ft)

Dimensions: for countries providing noise suppressor and connect bit 60

Screwdriver

419

FS2500



Continuous rating input	570W
Capacity	Drywall Screw: 5 mm (3/16") Self-Drilling Screw: 6 mm (1/4")
Driving Shank (Hex)	6.35 mm (1/4")
No Load Speed (RPM)	0 - 2,500
Vibration Level	Screwdriving w/o Impact: 2.5 m/s ² or less
Sound Pressure Level	83 dB(A)
Sound Power Level	94 dB(A)
Dimensions (L x W x H)	280x70x207 mm (11"x2-3/4"x8-1/8")
Net weight	1.5 kg (3.4 lbs.)
Power supply cord	2.5 m (8.2 ft)

Dimensions: for countries providing noise suppressor

Screwdriver

419

FS2700



Continuous rating input	570W
Capacity	Self-Drilling Screw: 6 mm (1/4") Machine Screw: 8 mm (5/16") Wood Screw: 6.2 mm (1/4")
Driving Shank (Hex)	6.35 mm (1/4")
No Load Speed (RPM)	0 - 2,500
Vibration Level	Screwdriving w/o Impact: 2.5 m/s ² or less
Sound Pressure Level	83 dB(A)
Sound Power Level	94 dB(A)
Dimensions (L x W x H)	301x70x207 mm (11-7/8"x2-3/4"x8-1/8")
Net weight	1.8 kg (4 lbs.)
Power supply cord	2.5 m (8.2 ft)

Dimensions: for countries providing noise suppressor

Screwdriver

419

FS2701



Continuous rating input	570W
Capacity	Self-Drilling Screw: 6 mm (1/4") Machine Screw: 8 mm (5/16") Wood Screw: 6.2 mm (1/4")
Driving Shank (Hex)	6.35 mm (1/4")
No Load Speed (RPM)	0 - 2,500
Vibration Level	Screwdriving w/o Impact: 2.5 m/s ² or less
Sound Pressure Level	83 dB(A)
Sound Power Level	94 dB(A)
Dimensions (L x W x H)	283x70x207 mm (11-1/8"x2-3/4"x8-1/8")
Net weight	1.7 kg (3.8 lbs.)
Power supply cord	2.5 m (8.2 ft)

Dimensions: for countries providing noise suppressor

Auto Feed Screwdriver

411

6842 / 6843



Continuous rating input	470W
Screw Strip	4x25 - 55 mm (5/32"x1" - 2-3/16")
Driving Shank (Hex)	6.35 mm (1/4")
No Load Speed (RPM)	6842: 4,700 / 6843: 6,000
Vibration Level	Screwdriving w/o Impact: 2.5 m/s ² or less
Sound Pressure Level	84 dB(A)
Sound Power Level	95 dB(A)
Dimensions (L x W x H)	400x75x243 mm (15-3/4"x2-15/16"x9-9/16")
Net weight	2.0 - 2.7 kg (4.4 - 6.0 lbs.)
Power supply cord	2.5 m (8.2 ft)

Auto Feed Screwdriver

411

6844



Continuous rating input	470W
Screw Strip	4x45 - 75 mm (5/32"x1-3/4" - 2-15/16")
Driving Shank (Hex)	6.35 mm (1/4")
No Load Speed (RPM)	3,000
Vibration Level	Screwdriving w/o Impact: 2.5 m/s ² or less
Sound Pressure Level	85 dB(A)
Sound Power Level	96 dB(A)
Dimensions (L x W x H)	440x75x243 mm (17-1/4"x2-15/16"x9-9/16")
Net weight	2.1 - 2.8 kg (4.5 - 6.2 lbs.)
Power supply cord	2.5 m (8.2 ft)

Impact Wrench

411

TW0350

1/2" (12.7 mm)



Continuous rating input	400W
Fastening Capacities	
Standard Bolt:	M12 - M22 (1/2" - 7/8")
High Strength Bolt:	M12 - M16 (1/2" - 5/8")
Square Drive	12.7 mm (1/2")
No Load Speed (RPM)	2,000
Impacts Per Minute (IPM)	2,000
Max Fastening Torque	350 N·m (260 ft.lbs.)
Vibration Level	Impact tightening of fasteners of the maximum capacity of the tool: 11.5 m/s ²
Sound Pressure Level	93 dB(A)
Sound Power Level	104 dB(A)
Dimensions (L x W x H)	283x87x233 mm (11-1/8"x3-7/16"x9-1/8")
Net weight	3 kg (6.6 lbs.)
Power supply cord	2.5 m (8.2 ft)

Impact Wrench

415

6905H

1/2" (12.7 mm)



Continuous rating input	470W
Fastening Capacities	
Standard Bolt:	M12 - M20 (1/2" - 3/4")
High Strength Bolt:	M12 - M16 (1/2" - 5/8")
Square Drive	12.7 mm (1/2")
No Load Speed (RPM)	2,200
Impacts Per Minute (IPM)	2,600
Max Fastening Torque	294 N·m (217 ft.lbs.)
Vibration Level	Impact tightening of fasteners of the maximum capacity of the tool: 6.0 m/s ²
Sound Pressure Level	94 dB(A)
Sound Power Level	105 dB(A)
Dimensions (L x W x H)	275x86x197 mm (10-7/8"x3-3/8"x7-3/4")
Net weight	2.4 kg (5.2 lbs.)
Power supply cord	2.5 m (8.2 ft)

Impact Wrench

65

6905B

1/2" (12.7 mm)



Continuous rating input	440W
Fastening Capacities	
Standard Bolt:	M12 - M20 (1/2" - 3/4")
High Strength Bolt:	M12 - M16 (1/2" - 5/8")
Square Drive	12.7 mm (1/2")
No Load Speed (RPM)	1,700
Impacts Per Minute (IPM)	2,000
Max Fastening Torque	294 N·m (217 ft.lbs.)
Vibration Level	Impact tightening of fasteners of the maximum capacity of the tool: 16.5 m/s ²
Sound Pressure Level	93 dB(A)
Sound Power Level	104 dB(A)
Overall Length	270 mm (10-5/8")
Net weight	2.8 kg (6.2 lbs.)
Power supply cord	2.5 m (8.2 ft)

Impact Wrench

411

TW0200

1/2" (12.7 mm)



Continuous rating input	380W
Fastening Capacities	
Standard Bolt:	M10 - M16 (3/8" - 5/8")
High Strength Bolt:	M10 - M12 (3/8" - 1/2")
Square Drive	12.7 mm (1/2")
No Load Speed (RPM)	0 - 2,200
Impacts Per Minute (IPM)	0 - 2,200
Max Fastening Torque	200 N·m (150 ft.lbs.)
Vibration Level	Impact tightening of fasteners of the maximum capacity of the tool: 8.5 m/s ²
Sound Pressure Level	93 dB(A)
Sound Power Level	104 dB(A)
Dimensions (L x W x H)	251x72x220 mm (9-7/8"x2-13/16"x8-5/8")
Net weight	2.1 kg (4.7 lbs.)
Power supply cord	2.5 m (8.2 ft)

Impact Wrench

415

6904VH

1/2" (12.7 mm)



Continuous rating input	360W
Fastening Capacities	
Standard Bolt:	M10 - M16 (3/8" - 5/8")
High Strength Bolt:	M10 - M12 (3/8" - 1/2")
Wood Screw:	ø6 x 100 mm (1/4" x 3-15/16")
Self-Drilling Screw:	6 mm (1/4")
Square Drive	12.7 mm (1/2")
No Load Speed (RPM)	High / Low: 0 - 2,400 / 0 - 2,100
Impacts Per Minute (IPM)	High / Low: 0 - 3,000 / 0 - 2,500
Max Fastening Torque	196 N·m (145 ft.lbs.)
Vibration Level	Impact tightening of fasteners of the maximum capacity of the tool: 6.5 m/s ²
Sound Pressure Level	95 dB(A)
Sound Power Level	106 dB(A)
Overall Length	265 mm (10-3/8")
Net weight	1.8 kg (4 lbs.)
Power supply cord	2.5 m (8.2 ft)

Impact Wrench

411

6953

1/2" (12.7 mm)



Continuous rating input	280W
Fastening Capacities	
Standard Bolt:	M10 - M16 (3/8" - 5/8")
High Strength Bolt:	M8 - M12 (5/16" - 1/2")
Square Drive	12.7 mm (1/2")
Impacts Per Minute (IPM)	0 - 3,000
No Load Speed (RPM)	0 - 3,000
Max Fastening Torque	150 N·m (111 ft.lbs.)
Vibration Level	Impact tightening of fasteners of the maximum capacity of the tool: 8.5 m/s ²
Sound Pressure Level	96 dB(A)
Sound Power Level	107 dB(A)
Overall Length	233 mm (9-1/8")
Net weight	1.5 kg (3.2 lbs.)
Power supply cord	2.5 m (8.2 ft)

Impact Wrench

100

6906

3/4" (19 mm)



Continuous rating input	850W
Capacity	
Standard Bolt:	M16 - M22 (5/8" - 7/8")
High Strength Bolt:	M16 - M20 (5/8" - 3/4")
Square Drive	19 mm (3/4")
No Load Speed (RPM)	1,700
Impacts Per Minute (IPM)	1,600
Max Fastening Torque	588 N·m (441 ft.lbs.)
Vibration Level	Impact tightening of fasteners of the maximum capacity of the tool: 16.5 m/s ²
Sound Pressure Level	98 dB(A)
Sound Power Level	109 dB(A)
Overall Length	327 mm (12-7/8")
Net weight	5.6 kg (12.2 lbs.)
Power supply cord	2.5 m (8.2 ft)

Impact Wrench

153

TW1000

1" (25.4 mm)



Continuous rating input	1,200W
Fastening Capacities	
Standard Bolt:	M24 - M30 (15/16" - 1-3/16")
High Strength Bolt:	M22 - M24 (7/8" - 15/16")
Square Drive	25.4 mm (1")
No Load Speed (RPM)	1,400
Impacts Per Minute (IPM)	1,500
Max Fastening Torque	1,000 N·m (738 ft.lbs.)
Vibration Level	Impact tightening of fasteners of the maximum capacity of the tool: 17.5 m/s ²
Sound Pressure Level	103 dB(A)
Sound Power Level	114 dB(A)
Dimensions (L x W x H)	382x110x290 mm (15"x4-5/16"x11-3/8")
Net weight	8.8 kg (19.4 lbs.)
Power supply cord	2.5 m (8.2 ft)

Shear Wrench

411

6922NB

M16 (5/8"), M20 (3/4"), M22 (7/8")



Continuous rating input	1,330W
Capacity	Bolt: M16, M20, M22 (5/8", 3/4", 7/8")
No Load Speed (RPM)	18
Max Fastening Torque	804 N·m (593 ft.lbs.)
Dimensions (L x W x H)	249x84x252 mm (9-13/16"x3-5/16"x9-15/16")
Net weight	4.9 kg (10.8 lbs.)
Power supply cord	2.5 m (8.2 ft)

Shear Wrench

303

6924N

M22(7/8"), M24(1"), SHTB22



Continuous rating input	1,050W
Capacity	Bolt: M22, M24, 7/8", 1" Super high tensile bolt: M22
No Load Speed (RPM)	19
Max Fastening Torque	1,100 N·m (810 ft.lbs.)
Dimensions (L x W x H)	330x104x257 mm (13"x4-1/8"x10-1/8")
Net weight	7.5 kg (16.6 lbs.)
Power supply cord	2.5 m (8.2 ft)

Magnetic Drill

UD0E1B106C

HB500

50 mm (2")



Capacity	Steel: 50 mm (2")
Chuck Capacity	16 mm (5/8")
No Load Speed (RPM)	350 / 650
Magnetic clamping force	Minimum 9,300N (950kg)
Dimensions (L x W x H)	290x150x450 mm (11-3/8"x5-7/8"x17-3/4")
Net weight	18.5 kg (40.8 lbs.)



PRODUCTS

▣ IMPACT DRILLING / DEMOLITION



-  Double Insulation
-  Variable Speed
-  Reversing
-  Keyless Chuck
-  Built-in Job Light
-  Mechanical 2-Speed
-  Torque Setting 20
-  Torque Limiter
-  Constant Speed
-  Soft Start
-  SDS-PLUS Shank
-  SDS-MAX Shank
-  17mm Hex Shank
-  19mm Hex Shank
-  21mm Hex Shank
-  28.6mm Hex Shank
-  30mm Hex Shank
-  Spline Shank
-  Dust Collecting
-  Carrying Case

Hammer Driver Drill

411

HP0300
10 mm (3/8")

new



Continuous rating input	320W
Capacity	Concrete: 8 mm (5/16") Steel: 10 mm (3/8") Wood: 28 mm (1-1/8")
Chuck Capacity	1.0 - 10 mm (1/32 - 3/8")
Blows Per Minute (BPM)	High: 0 - 22,500 Low: 0 - 6,750
No Load Speed (RPM)	High: 0 - 1,500 Low: 0 - 450
Max Fastening Torque	Hard / Soft: 56.0 / 21.0 N·m (500 / 190 in.lbs.)
Max lock torque	42.0 N·m (370 in.lbs.)
Vibration Level	Impact Drilling into Concrete: 12.5 m/s ² Drilling into Metal: 2.5 m/s ² or less
Net weight	1.3 kg (2.8 lbs.)
Power supply cord	2.5 m (8.2 ft)

Hammer Drill

85

HP1631 / HP1630
16 mm (5/8")

HP1631
Keyless Chuck



Continuous rating input	710W
Capacity	Concrete: 16 mm (5/8") Steel: 13 mm (1/2") Wood: 30 mm (1-3/16")
Chuck Capacity	1.5 - 13 mm (1/16 - 1/2")
Blows Per Minute (BPM)	0 - 48,000
No Load Speed (RPM)	0 - 3,200
Vibration Level	Hammer Drilling into Concrete: 17.0 m/s ² Drilling into Metal: 2.5 m/s ²
Sound Pressure Level	97 dB(A)
Sound Power Level	108 dB(A)
Dimensions (L x W x H)	296x75x204 mm (11-5/8"x2-15/16"x8")
Net weight	HP1631: 2 kg (4.4 lbs.) HP1630: 2.1 kg (4.6 lbs.)
Power supply cord	2.0 m (6.6 ft)

Hammer Drill

419

HP1640
16 mm (5/8")



Continuous rating input	680W
Capacity	Concrete: 16 mm (5/8") Steel: 13 mm (1/2") Wood: 30 mm (1-3/16")
Chuck Capacity	1.5 - 13 mm (1/16 - 1/2")
Blows Per Minute (BPM)	0 - 44,800
No Load Speed (RPM)	0 - 2,800
Vibration Level	Hammer Drilling into Concrete: 19 m/s ² Drilling into Metal: 2.5 m/s ²
Sound Pressure Level	92 dB(A)
Sound Power Level	103 dB(A)
Dimensions (L x W x H)	303x72x222 mm (11-7/8"x2-13/16"x8-3/4")
Net weight	2 kg (4.4 lbs.)
Power supply cord	2.0 m (6.6 ft)

2-Speed Hammer Drill

419

HP2070F / HP2070
20 mm (3/4")



HP2070F: LED Light



Continuous rating input	1,010W
Capacity	Concrete: 20 mm (3/4") Steel Hi: 8 mm (5/16") Steel Lo: 16 mm (5/8") Wood Hi: 25 mm (1") Wood Lo: 40 mm (1-9/16")
Chuck Capacity	2.0 - 13 mm (1/16 - 1/2")
Impacts Per Minute (IPM)	High: 0-58,000 Low: 0-24,000
No Load Speed (RPM)	High: 0-2,900 Low: 0-1,200
Overall Length	364 mm (14-3/8")
Net weight	2.6 kg (5.7 lbs.)
Power supply cord	2.5 m (8.2 ft)

2-Speed Hammer Drill

419

HP2050F / HP2050
20 mm (3/4")



HP2050F: LED Light



Continuous rating input	720W
Capacity	Concrete: 20 mm (3/4") Steel Hi: 8 mm (5/16") Steel Lo: 13 mm (1/2") Wood Hi: 25 mm (1") Wood Lo: 40 mm (1-9/16")
Chuck Capacity	1.5 - 13 mm (1/16 - 1/2")
Impacts Per Minute (IPM)	High: 0-58,000 Low: 0-24,000
No Load Speed (RPM)	High: 0-2,900 Low: 0-1,200
Overall Length	362 mm (14-1/4")
Net weight	2.5 kg (5.6 lbs.)
Power supply cord	2.5 m (8.2 ft)

Diamond Core Hammer Drill

106

8406



Continuous rating input	850W
Capacity	Concrete (w/ Diamond Core Bit): 152 mm (6") Steel: 13 mm (1/2") Wood: 30 mm (1-1/8")
Impacts Per Minute (IPM)	0-22,500
No Load Speed (RPM)	0-1,500
Overall Length	400 mm (15-3/4")
Net weight	3.7 kg (8.1 lbs.)
Power supply cord	2.5 m (8.2 ft)

Hammer Drill

419

HP1230
12 mm (15/32")



Continuous rating input	400W
Capacity	Concrete: 12 mm (15/32") Steel: 10 mm (3/8") Wood: 15 mm (9/16")
Chuck Capacity	1.5 - 10 mm (1/16 - 3/8")
Blows Per Minute (BPM)	0 - 31,900
No Load Speed (RPM)	0 - 2,900
Dimensions (L x W x H)	239x67x188 mm (9-3/8"x2-5/8"x7-3/8")
Net weight	1.7 kg (3.7 lbs.)
Power supply cord	2.0 m (6.6 ft)

Hammer Drill

419

HP1641F / HP1641
16 mm (5/8")



HP1641F: LED Light



Continuous rating input	680W
Capacity	Concrete: 16 mm (5/8") Steel: 13 mm (1/2") Wood: 30 mm (1-3/16")
Chuck Capacity	1.5 - 13 mm (1/16 - 1/2")
Blows Per Minute (BPM)	0 - 44,800
No Load Speed (RPM)	0 - 2,800
Vibration Level	Hammer Drilling into Concrete: 19 m/s ² Drilling into Metal: 2.5 m/s ²
Sound Pressure Level	92 dB(A)
Sound Power Level	103 dB(A)
Dimensions (L x W x H)	303x72x222 mm (11-7/8"x2-13/16"x8-3/4")
Net weight	2 kg (4.3 lbs.)
Power supply cord	2.0 m (6.6 ft)

2-Speed Hammer Drill

419

HP2071F / HP2071
20 mm (3/4")



HP2071F: LED Light




Continuous rating input	1,010W
Capacity	Concrete: 20 mm (3/4") Steel Hi: 8 mm (5/16") Steel Lo: 16 mm (5/8") Wood Hi: 25 mm (1") Wood Lo: 40 mm (1-9/16")
Chuck Capacity	2.0 - 13 mm (1/16 - 1/2")
Impacts Per Minute (IPM)	High: 0-58,000 Low: 0-24,000
No Load Speed (RPM)	High: 0-2,900 Low: 0-1,200
Overall Length	362 mm (14-1/4")
Net weight	2.6 kg (5.7 lbs.)
Power supply cord	2.5 m (8.2 ft)

2-Speed Hammer Drill

419

HP2051F / HP2051
20 mm (3/4")



HP2051F: LED Light



Continuous rating input	720W
Capacity	Concrete: 20 mm (3/4") Steel Hi: 8 mm (5/16") Steel Lo: 13 mm (1/2") Wood Hi: 25 mm (1") Wood Lo: 40 mm (1-9/16")
Chuck Capacity	1.5 - 13 mm (1/16 - 1/2")
Impacts Per Minute (IPM)	High: 0-58,000 Low: 0-24,000
No Load Speed (RPM)	High: 0-2,900 Low: 0-1,200
Overall Length	360 mm (14-1/8")
Net weight	2.5 kg (5.6 lbs.)
Power supply cord	2.5 m (8.2 ft)

2-Speed Hammer Drill

106

HP2010N
20 mm (3/4")



Continuous rating input	750W
Capacity	Concrete: 20 mm (3/4") Steel: 13 mm (1/2") Wood: 40 mm (1-9/16")
Impacts Per Minute (IPM)	High: 0-46,000 Low: 0-18,000
No Load Speed (RPM)	High: 0-2,300 Low: 0-900
Overall Length	350 mm (13-3/4")
Net weight	2.9 kg (6.4 lbs.)
Power supply cord	2.5 m (8.2 ft)

Diamond Core Hammer Drill

253


8406C



Continuous rating input	1,400W
Capacity	Concrete (w/ Diamond Core Bit): 120 mm (4-3/4") Concrete (w/ TCT Bit): 20 mm (3/4") Brick (w/ Diamond core bit): 152 mm (6") Steel: 13 mm (1/2") Wood: 35 mm (1-3/8")
Impacts Per Minute (IPM)	High: 28,800-64,000 Low: 14,400-32,000
No Load Speed (RPM)	High: 1,800-4,000 Low: 900-2,000
Overall Length	455 mm (15-15/16")
Net weight	4.4 kg (9.7 lbs.)
Power supply cord	2.5 m (8.2 ft)

AVT & SOFT NO LOAD

ANTI VIBRATION TECHNOLOGY



Extremely low vibration

AVT
ANTI VIBRATION TECHNOLOGY
&
SOFT NO LOAD

50mm
Rotary Hammer
HR5212C



40mm
Rotary Hammer
HR4013C



Demolition Hammer
HM0871C



Demolition Hammer
HM1111C
HM1213C



Demolition Hammer
HM1214C



Electric Breaker
HM1317C
HM1317CB
HM1812



26mm
Combination Hammer with
Self Dust Collection
HR2653



26mm
Combination Hammer with
Self Dust Collection
HR2663



26mm
Combination Hammer with
Self Dust Collection
HR2653T



18mm
Rotary Hammer
HR1841F



26mm
Combination Hammer
HR2641



26mm
Combination Hammer
HR2631FT / HR2631F



Rotary Hammer
HR2601



32mm
Combination Hammer
HR3210FCT / HR3210C



35mm
Combination Hammer
HR3541FC



40mm
Rotary Hammer
HR4013C



45mm
Rotary Hammer
HR4511C / HR4510C



52mm
Rotary Hammer
HR5212C



AVT
ANTI VIBRATION TECHNOLOGY

Impact Drilling / Demolition

Rotary Hammer

459 W

HR1841F

18 mm (11/16") Adapted for SDS-PLUS bits



T₂+T₂ AVT



Continuous rating input	470W
Impact Energy	EPTA-Procedure 05/2009: 1.4 J
Capacity	Concrete: 18 mm (11/16") Steel: 13 mm (1/2") Wood: 24 mm (15/16")
Blows Per Minute (BPM)	0 - 4,800
No Load Speed (RPM)	0 - 2,100
Sound Pressure Level	87 dB(A)
Sound Power Level	98 dB(A)
Vibration Level	Hammer Drilling into Concrete: 7.5 m/s ² Drilling into Metal: 3.0 m/s ²
Dimensions (L x W x H)	285x75x208 mm (11-1/4"x3"x8-3/16")
Net weight	2.0 - 2.5 kg (4.5 - 5.4 lbs.)
Power supply cord	2.5 m (8.2 ft.)

Rotary Hammer

459 W

HR1840

18 mm (11/16") Adapted for SDS-PLUS bits



T₂+T₂



Continuous rating input	470W
Impact Energy	EPTA-Procedure 05/2009: 1.4 J
Capacity	Concrete: 18 mm (11/16") Steel: 13 mm (1/2") Wood: 24 mm (15/16")
Blows Per Minute (BPM)	0 - 4,800
No Load Speed (RPM)	0 - 2,100
Sound Pressure Level	87 dB(A)
Sound Power Level	98 dB(A)
Vibration Level	Hammer Drilling into Concrete: 10.0 m/s ² Drilling into Metal: 3.0 m/s ²
Dimensions (L x W x H)	285x75x208 mm (11-1/4"x3"x8-3/16")
Net weight	2.0 - 2.4 kg (4.3 - 5.3 lbs.)
Power supply cord	2.5 m (8.2 ft.)

Rotary Hammer

325 W

HR2230

22 mm (7/8") Adapted for SDS-PLUS bits



T₂+T₂



Continuous rating input	710W
Impact Energy	EPTA-Procedure 05/2009: 2.2 J
Capacity	Concrete (w/ TCT Bit): 22 mm (7/8") Concrete (w/ Diamond Core Bit): 65 mm (2-9/16") Steel: 13 mm (1/2") Wood: 32 mm (1-1/4")
Blows Per Minute (BPM)	0 - 4,050
No Load Speed (RPM)	0 - 1,050
Sound Pressure Level	89 dB(A)
Sound Power Level	100 dB(A)
Vibration Level	Hammer Drilling into Concrete: 15 m/s ²
Dimensions (L x W x H)	357x84x214 mm (14"x3-5/16"x8-3/8")
Net weight	2.6 - 3.1 kg (5.8 - 6.8 lbs.)
Power supply cord	2.5 m (8.2 ft.)



Impact Drilling
Demolition

Combination Hammer

325 W

HR2320T

23 mm (7/8") Adapted for SDS-PLUS bits

Quick change
drill chuck



T₂+T₂+T



Continuous rating input	720W
Impact Energy	EPTA-Procedure 05/2009: 2.3 J
Capacity	Concrete: 23 mm (7/8") Steel: 13 mm (1/2") Wood: 32 mm (1-1/4")
Blows Per Minute (BPM)	0 - 4,600
No Load Speed (RPM)	0 - 1,200
Sound Pressure Level	91 dB(A)
Sound Power Level	102 dB(A)
Vibration Level	Hammer Drilling into Concrete: 15.5 m/s ²
Dimensions (L x W x H)	380x77x209 mm (15"x3"x8-1/4")
Net weight	2.9 - 3.2 kg (6.4 - 7.0 lbs.)
Power supply cord	2.5 m (8.2 ft.)

Rotary Hammer

325 W

HR2300

23 mm (7/8") Adapted for SDS-PLUS bits



T₂+T₂



Continuous rating input	720W
Impact Energy	EPTA-Procedure 05/2009: 2.3 J
Capacity	Concrete (w/ TCT Bit): 23 mm (7/8") Concrete (w/ Diamond Core Bit): 70 mm (2-3/4") Steel: 13 mm (1/2") Wood: 32 mm (1-1/4")
Blows Per Minute (BPM)	0 - 4,600
No Load Speed (RPM)	0 - 1,200
Sound Pressure Level	90 dB(A)
Sound Power Level	101 dB(A)
Vibration Level	Hammer Drilling into Concrete: 15.5 m/s ²
Dimensions (L x W x H)	356x77x209 mm (14"x3"x8-1/4")
Net weight	2.7 - 3.1 kg (5.9 - 6.9 lbs.)
Power supply cord	2.5 m (8.2 ft.)

Combination Hammer

325 W

HR2470FT

24 mm (15/16"), Adapted for SDS-PLUS bits

Quick change
drill chuck



T₂+T₂+T



Continuous rating input	780W
Impact Energy	EPTA-Procedure 05/2009: 2.4 J
Capacity	Concrete: 24 mm (15/16") Steel: 13 mm (1/2") Wood: 32 mm (1-1/4")
Blows Per Minute (BPM)	0 - 4,500
No Load Speed (RPM)	0 - 1,100
Sound Pressure Level	90 dB(A)
Sound Power Level	101 dB(A)
Vibration Level	Hammer Drilling into Concrete: 15.5 m/s ² Drilling into Metal: 4.5 m/s ²
Dimensions (L x W x H)	394x84x214 mm (15-1/2"x3-5/16"x8-3/8")
Net weight	3.0 - 3.3 kg (6.7 - 7.3 lbs.)
Power supply cord	4.0 m (13.1 ft.)

Combination Hammer

325 W

HR2470T

24 mm (15/16"), Adapted for SDS-PLUS bits

Quick change
drill chuck



T₂+T₂+T



Continuous rating input	780W
Impact Energy	EPTA-Procedure 05/2009: 2.4 J
Capacity	Concrete: 24 mm (15/16") Steel: 13 mm (1/2") Wood: 32 mm (1-1/4")
Blows Per Minute (BPM)	0 - 4,500
No Load Speed (RPM)	0 - 1,100
Sound Pressure Level	90 dB(A)
Sound Power Level	101 dB(A)
Vibration Level	Hammer Drilling into Concrete: 15.5 m/s ² Drilling into Metal: 4.5 m/s ²
Dimensions (L x W x H)	394x84x214 mm (15-1/2"x3-5/16"x8-3/8")
Net weight	3.0 - 3.3 kg (6.7 - 7.3 lbs.)
Power supply cord	4.0 m (13.1 ft.)

Combination Hammer

325 W

HR2470F

24 mm (15/16"), Adapted for SDS-PLUS bits



T₂+T₂+T



Continuous rating input	780W
Impact Energy	EPTA-Procedure 05/2009: 2.4 J
Capacity	Concrete: 24 mm (15/16") Steel: 13 mm (1/2") Wood: 32 mm (1-1/4")
Blows Per Minute (BPM)	0 - 4,500
No Load Speed (RPM)	0 - 1,100
Sound Pressure Level	90 dB(A)
Sound Power Level	101 dB(A)
Vibration Level	Hammer Drilling into Concrete: 15.5 m/s ² Drilling into Metal: 4.5 m/s ²
Dimensions (L x W x H)	370x84x214 mm (14-1/2"x3-5/16"x8-3/8")
Net weight	2.9 - 3.3 kg (6.4 - 7.3 lbs.)
Power supply cord	4.0 m (13.1 ft.)

Combination Hammer

325 W

HR2470

24 mm (15/16"), Adapted for SDS-PLUS bits



T₂+T₂+T



Continuous rating input	780W
Impact Energy	EPTA-Procedure 05/2009: 2.4 J
Capacity	Concrete: 24 mm (15/16") Steel: 13 mm (1/2") Wood: 32 mm (1-1/4")
Blows Per Minute (BPM)	0 - 4,500
No Load Speed (RPM)	0 - 1,100
Sound Pressure Level	90 dB(A)
Sound Power Level	101 dB(A)
Vibration Level	Hammer Drilling into Concrete: 15.5 m/s ² Drilling into Metal: 4.5 m/s ²
Dimensions (L x W x H)	370x84x214 mm (14-1/2"x3-5/16"x8-3/8")
Net weight	2.9 - 3.3 kg (6.4 - 7.3 lbs.)
Power supply cord	4.0 m (13.1 ft.)

Rotary Hammer

325 W

HR2460F

24 mm (15/16") Adapted for SDS-PLUS bits



T₂+T₂



Continuous rating input	780W
Impact Energy	EPTA-Procedure 05/2009: 2.4 J
Capacity	Concrete: 24 mm (15/16") Steel: 13 mm (1/2") Wood: 32 mm (1-1/4")
Blows Per Minute (BPM)	0 - 4,500
No Load Speed (RPM)	0 - 1,100
Sound Pressure Level	90 dB(A)
Sound Power Level	101 dB(A)
Vibration Level	Hammer Drilling into Concrete: 15.5 m/s ²
Dimensions (L x W x H)	362x84x214 mm (14-1/4"x3-5/16"x8-3/8")
Net weight	2.8 - 3.2 kg (6.1 - 7.0 lbs.)
Power supply cord	2.5 m (8.2 ft.)

Rotary Hammer

325 W

HR2460

24 mm (15/16") Adapted for SDS-PLUS bits



T₂+T₂



Continuous rating input	780W
Impact Energy	EPTA-Procedure 05/2009: 2.4 J
Capacity	Concrete: 24 mm (15/16") Steel: 13 mm (1/2") Wood: 32 mm (1-1/4")
Blows Per Minute (BPM)	0 - 4,500
No Load Speed (RPM)	0 - 1,100
Sound Pressure Level	90 dB(A)
Sound Power Level	101 dB(A)
Vibration Level	Hammer Drilling into Concrete: 15.5 m/s ²
Dimensions (L x W x H)	362x84x214 mm (14-1/4"x3-5/16"x8-3/8")
Net weight	2.8 - 3.2 kg (6.1 - 7.0 lbs.)
Power supply cord	2.5 m (8.2 ft.)

Impact Drilling / Demolition

Combination Hammer

419

HR2475

24 mm (15/16") Adapted for SDS-PLUS bits



Continuous rating input	780W
Impact Energy	EPTA-Procedure 05/2009: 2.3 J
Capacity	Concrete: 24 mm (15/16") Steel: 13 mm (1/2") Wood: 32 mm (1-1/4")
Blows Per Minute (BPM)	0 - 4,500
No Load Speed (RPM)	0 - 1,100
Sound Pressure Level	89 dB(A)
Sound Power Level	100 dB(A)
Vibration Level	Hammer Drilling into Concrete: 15.5 m/s ²
Dimensions (L x W x H)	429x84x158 mm (16-7/8"x3-5/16"x6-1/4")
Net weight	3.0 - 3.4 kg (6.6 - 7.6 lbs.)
Power supply cord	4.0 m (13.1 ft)



Combination Hammer

419

HR2641

26 mm (1"), Adapted for SDS-PLUS bits



Continuous rating input	800W
Impact Energy	EPTA-Procedure 05/2009: 2.4 J
Capacity	Concrete: 26 mm (1") Steel: 13 mm (1/2") Wood: 32 mm (1-1/4")
Blows Per Minute (BPM)	0 - 4,500
No Load Speed (RPM)	0 - 1,100
Sound Pressure Level	90 dB(A)
Sound Power Level	101 dB(A)
Vibration Level	Hammer Drilling into Concrete: 11.5 m/s ² Drilling into Metal: 2.5 m/s ²
Dimensions (L x W x H)	422x61x156 mm (16-5/8"x3"x6-1/8")
Net weight	3.1 - 3.5 kg (6.8 - 7.8 lbs.)
Power supply cord	2.5 m (8.2 ft)

Combination Hammer

325

HR2631FT

26 mm (1"), Adapted for SDS-PLUS bits



Quick change drill chuck



Continuous rating input	800W
Impact Energy	EPTA-Procedure 05/2009: 2.4 J
Capacity	Concrete: 26 mm (1") Steel: 13 mm (1/2") Wood: 32 mm (1-1/4")
Blows Per Minute (BPM)	0 - 4,600
No Load Speed (RPM)	0 - 1,200
Sound Pressure Level	90 dB(A)
Sound Power Level	101 dB(A)
Vibration Level	Hammer Drilling into Concrete: 11.5 m/s ² Drilling into Metal: 2.5 m/s ² or less
Dimensions (L x W x H)	385x77x209 mm (15-1/8"x3"x8-1/4")
Net weight	3.1 - 3.6 kg (6.8 - 7.9 lbs.)
Power supply cord	2.5 m (8.2 ft)

Combination Hammer

325

HR2631F

26 mm (1"), Adapted for SDS-PLUS bits



Continuous rating input	800W
Impact Energy	EPTA-Procedure 05/2009: 2.4 J
Capacity	Concrete: 26 mm (1") Steel: 13 mm (1/2") Wood: 32 mm (1-1/4")
Blows Per Minute (BPM)	0 - 4,600
No Load Speed (RPM)	0 - 1,200
Sound Pressure Level	90 dB(A)
Sound Power Level	101 dB(A)
Vibration Level	Hammer Drilling into Concrete: 12.0 m/s ² Drilling into Metal: 2.5 m/s ² or less
Dimensions (L x W x H)	361x77x209 mm (14-1/4"x3"x8-1/4")
Net weight	2.9 - 3.4 kg (6.4 - 7.4 lbs.)
Power supply cord	2.5 m (8.2 ft)

Combination Hammer

325

HR2630T

26 mm (1"), Adapted for SDS-PLUS bits



Quick change drill chuck



Continuous rating input	800W
Impact Energy	EPTA-Procedure 05/2009: 2.4 J
Capacity	Concrete: 26 mm (1") Steel: 13 mm (1/2") Wood: 32 mm (1-1/4")
Blows Per Minute (BPM)	0 - 4,600
No Load Speed (RPM)	0 - 1,200
Sound Pressure Level	90 dB(A)
Sound Power Level	101 dB(A)
Vibration Level	Hammer Drilling into Concrete: 15.0 m/s ² Drilling into Metal: 2.5 m/s ² or less
Dimensions (L x W x H)	385x77x209 mm (15-1/8"x3"x8-1/4")
Net weight	3.0 - 3.5 kg (6.6 - 7.7 lbs.)
Power supply cord	2.5 m (8.2 ft)

Combination Hammer

325

HR2630

26 mm (1"), Adapted for SDS-PLUS bits



Continuous rating input	800W
Impact Energy	EPTA-Procedure 05/2009: 2.4 J
Capacity	Concrete: 26 mm (1") Steel: 13 mm (1/2") Wood: 32 mm (1-1/4")
Blows Per Minute (BPM)	0 - 4,600
No Load Speed (RPM)	0 - 1,200
Sound Pressure Level	90 dB(A)
Sound Power Level	101 dB(A)
Vibration Level	Hammer Drilling into Concrete: 15.0 m/s ² Drilling into Metal: 2.5 m/s ² or less
Dimensions (L x W x H)	385x77x209 mm (15-1/8"x3"x8-1/4")
Net weight	2.8 - 3.3 kg (6.3 - 7.2 lbs.)
Power supply cord	2.5 m (8.2 ft)

Rotary Hammer

325

HR2601

26 mm (1") Adapted for SDS-PLUS bits



Continuous rating input	800W
Impact Energy	EPTA-Procedure 05/2009: 2.4 J
Capacity	Concrete (w/ TCT Bit): 26 mm (1") Concrete (w/ Diamond Core Bit): 80 mm (3-1/8") Steel: 13 mm (1/2") Wood: 32 mm (1-1/4")
Blows Per Minute (BPM)	0 - 4,600
No Load Speed (RPM)	0 - 1,200
Sound Pressure Level	90 dB(A)
Sound Power Level	101 dB(A)
Vibration Level	Hammer Drilling into Concrete: 12 m/s ² Drilling into Metal: 2.5 m/s ² or less
Dimensions (L x W x H)	361x77x209 mm (14-1/4"x3"x8-1/4")
Net weight	3.1 - 3.6 kg (6.9 - 7.9 lbs.)
Power supply cord	2.5 m (8.2 ft)

Rotary Hammer

325

HR2600

26 mm (1") Adapted for SDS-PLUS bits



Continuous rating input	800W
Impact Energy	EPTA-Procedure 05/2009: 2.4 J
Capacity	Concrete (w/ TCT Bit): 26 mm (1") Concrete (w/ Diamond Core Bit): 80 mm (3-1/8") Steel: 13 mm (1/2") Wood: 32 mm (1-1/4")
Blows Per Minute (BPM)	0 - 4,600
No Load Speed (RPM)	0 - 1,200
Sound Pressure Level	91 dB(A)
Sound Power Level	102 dB(A)
Vibration Level	Hammer Drilling into Concrete: 15.5 m/s ² Drilling into Metal: 2.5 m/s ²
Dimensions (L x W x H)	361x77x209 mm (14-1/4"x3"x8-1/4")
Net weight	3 - 3.4 kg (6.5 - 7.5 lbs.)
Power supply cord	2.5 m (8.2 ft)

Combination Hammer with Self Dust Collection

325

HR2653T

26 mm (1"), Adapted for SDS-PLUS bits



Quick change drill chuck



Continuous rating input	800W
Impact Energy	EPTA-Procedure 05/2009: 2.2 J
Capacity	Concrete: 26 mm (1") Steel: 13 mm (1/2") Wood: 32 mm (1-1/4")
Blows Per Minute (BPM)	0 - 4,600
No Load Speed (RPM)	0 - 1,200
Sound Pressure Level	92 dB(A)
Sound Power Level	103 dB(A)
Vibration Level	Hammer Drilling into Concrete: 11.5 m/s ² Drilling into Metal: 2.5 m/s ²
Dimensions (L x W x H)	630x89x260 mm (24-3/4"x3-1/2"x10-1/4")
Net weight	3.2 - 4.5 kg (7.2 - 9.9 lbs.)
Power supply cord	2.5 m (8.2 ft)

Combination Hammer with Self Dust Collection

325

HR2653

26 mm (1"), Adapted for SDS-PLUS bits



Continuous rating input	800W
Impact Energy	EPTA-Procedure 05/2009: 2.2 J
Capacity	Concrete: 26 mm (1") Steel: 13 mm (1/2") Wood: 32 mm (1-1/4")
Blows Per Minute (BPM)	0 - 4,600
No Load Speed (RPM)	0 - 1,200
Sound Pressure Level	92 dB(A)
Sound Power Level	103 dB(A)
Vibration Level	Hammer Drilling into Concrete: 11.5 m/s ² Drilling into Metal: 2.5 m/s ²
Dimensions (L x W x H)	604x89x260 mm (23-3/4"x3-1/2"x10-1/4")
Net weight	3.1 - 4.3 kg (6.9 - 9.6 lbs.)
Power supply cord	2.5 m (8.2 ft)

Combination Hammer with Self Dust Collection

325

HR2652

26 mm (1"), Adapted for SDS-PLUS bits



Continuous rating input	800W
Impact Energy	EPTA-Procedure 05/2009: 2.2 J
Capacity	Concrete: 26 mm (1") Steel: 13 mm (1/2") Wood: 32 mm (1-1/4")
Blows Per Minute (BPM)	0 - 4,600
No Load Speed (RPM)	0 - 1,200
Sound Pressure Level	91 dB(A)
Sound Power Level	102 dB(A)
Vibration Level	Hammer Drilling into Concrete: 12.5 m/s ² Drilling into Metal: 2.5 m/s ²
Dimensions (L x W x H)	604x89x260 mm (23-3/4"x3-1/2"x10-1/4")
Net weight	3 - 4.3 kg (6.7 - 9.4 lbs.)
Power supply cord	2.5 m (8.2 ft)

Combination Hammer with Self Dust Collection 419 WMM

HR2663
26 mm (1"), Adapted for SDS-PLUS bits



AVT



Continuous rating input	800W
Impact Energy	EPTA-Procedure 05/2009: 2.2 J
Capacity	Concrete: 26 mm (1") Steel: 13 mm (1/2") Wood: 32 mm (1-1/4")
Blows Per Minute (BPM)	0 - 4,500
No Load Speed (RPM)	0 - 1,100
Sound Pressure Level	90 dB(A)
Sound Power Level	101 dB(A)
Vibration Level	Hammer Drilling into Concrete: 9.5 m/s ² Drilling into Metal: 2.5 m/s ² or less
Dimensions (L x W x H)	666x89x260 mm (26-1/4"x3-1/2"x10-1/4")
Net weight	3.3 - 4.6 kg (7.3 - 10.0 lbs.)
Power supply cord	2.5 m (8.2 ft.)

Combination Hammer 325 WMM

HR2811FT
28 mm (1-1/8") Adapted for SDS-PLUS bits



AVT



Continuous rating input	800W
Impact Energy	EPTA-Procedure 05/2009: 2.9 J
Capacity	Concrete (w/ TCT Bit): 28 mm (1-1/8") Steel: 13 mm (1/2") Wood: 32 mm (1-1/4")
Blows Per Minute (BPM)	0 - 4,500
No Load Speed (RPM)	0 - 1,100
Sound Pressure Level	90 dB(A)
Sound Power Level	101 dB(A)
Vibration Level	Hammer Drilling into Concrete: 15.0 m/s ² Drilling into Metal: 2.5 m/s ²
Dimensions (L x W x H)	345x89x225 mm (13-5/8"x3-1/2"x8-7/8")
Net weight	3.6 - 3.9 kg (8.0 - 8.6 lbs.)
Power supply cord	2.5 m (8.2 ft.)

Combination Hammer 325 WMM

HR2811F
28 mm (1-1/8") Adapted for SDS-PLUS bits



AVT



Continuous rating input	800W
Impact Energy	EPTA-Procedure 05/2009: 2.8 J
Capacity	Concrete (w/ TCT Bit): 28 mm (1-1/8") Steel: 13 mm (1/2") Wood: 32 mm (1-1/4")
Blows Per Minute (BPM)	0 - 4,500
No Load Speed (RPM)	0 - 1,100
Sound Pressure Level	90 dB(A)
Sound Power Level	101 dB(A)
Vibration Level	Hammer Drilling into Concrete: 15 m/s ² Drilling into Metal: 2.5 m/s ²
Dimensions (L x W x H)	320x89x225 mm (12-5/8"x3-1/2"x8-7/8")
Net weight	3.5 - 3.9 kg (7.7 - 8.7 lbs.)
Power supply cord	2.5 m (8.2 ft.)

Combination Hammer 325 WMM

HR2810T
28 mm (1-1/8") Adapted for SDS-PLUS bits



AVT



Continuous rating input	800W
Impact Energy	EPTA-Procedure 05/2009: 2.9 J
Capacity	Concrete (w/ TCT Bit): 28 mm (1-1/8") Steel: 13 mm (1/2") Wood: 32 mm (1-1/4")
Blows Per Minute (BPM)	0 - 4,500
No Load Speed (RPM)	0 - 1,100
Sound Pressure Level	89 dB(A)
Sound Power Level	100 dB(A)
Vibration Level	Hammer Drilling into Concrete: 20 m/s ² Drilling into Metal: 2.5 m/s ²
Dimensions (L x W x H)	339x89x225 mm (13-3/8"x3-1/2"x8-7/8")
Net weight	3.5 - 3.8 kg (7.8 - 8.4 lbs.)
Power supply cord	2.5 m (8.2 ft.)

Combination Hammer 325 WMM

HR2810
28 mm (1-1/8") Adapted for SDS-PLUS bits



AVT



Continuous rating input	800W
Impact Energy	EPTA-Procedure 05/2009: 2.8 J
Capacity	Concrete (w/ TCT Bit): 28 mm (1-1/8") Steel: 13 mm (1/2") Wood: 32 mm (1-1/4")
Blows Per Minute (BPM)	0 - 4,500
No Load Speed (RPM)	0 - 1,100
Sound Pressure Level	89 dB(A)
Sound Power Level	100 dB(A)
Vibration Level	Hammer Drilling into Concrete: 20 m/s ² Drilling into Metal: 2.5 m/s ² or less
Dimensions (L x W x H)	314x89x225 mm (12-3/8"x3-1/2"x8-7/8")
Net weight	3.4 - 3.8 kg (7.5 - 8.5 lbs.)
Power supply cord	2.5 m (8.2 ft.)

Rotary Hammer 325 WMM

HR2800
28 mm (1-1/8") Adapted for SDS-PLUS bits



AVT



Continuous rating input	800W
Impact Energy	EPTA-Procedure 05/2009: 2.8 J
Capacity	Concrete (w/ TCT Bit): 28 mm (1-1/8") Concrete (w/ Diamond Core Bit): 80 mm (3-1/8") Steel: 13 mm (1/2") Wood: 32 mm (1-1/4")
Blows Per Minute (BPM)	0 - 4,500
No Load Speed (RPM)	0 - 1,100
Sound Pressure Level	89 dB(A)
Sound Power Level	100 dB(A)
Vibration Level	Hammer Drilling into Concrete: 20 m/s ² Drilling into Metal: 2.5 m/s ² or less
Dimensions (L x W x H)	314x89x225 mm (12-3/8"x3-1/2"x8-7/8")
Net weight	3.4 - 3.8 kg (7.4 - 8.4 lbs.)
Power supply cord	2.5 m (8.2 ft.)

Combination Hammer 350 WMM

HR3210FCT
32 mm (1-1/4") Adapted for SDS-PLUS bits



AVT



Continuous rating input	850W
Impact Energy	EPTA-Procedure 05/2009: 4.9 J
Capacity	Concrete (w/ TCT Bit): 32 mm (1-1/4") Steel: 13 mm (1/2") Wood: 32 mm (1-1/4")
Blows Per Minute (BPM)	1,650 - 3,300
No Load Speed (RPM)	315 - 630
Sound Pressure Level	88 dB(A)
Sound Power Level	99 dB(A)
Vibration Level	Hammer Drilling into Concrete: 10.0 m/s ² Drilling into Metal: 2.5 m/s ² or less
Dimensions (L x W x H)	424x114x239 mm (16-3/4"x4-1/2"x9-3/8")
Net weight	5.4 - 5.6 kg (11.9 - 12.3 lbs.)
Power supply cord	5.0 m (16.4 ft.)

Combination Hammer 350 WMM

HR3210C
32 mm (1-1/4") Adapted for SDS-PLUS bits



AVT



Continuous rating input	850W
Impact Energy	EPTA-Procedure 05/2009: 5 J
Capacity	Concrete (w/ TCT Bit): 32 mm (1-1/4") Steel: 13 mm (1/2") Wood: 32 mm (1-1/4")
Blows Per Minute (BPM)	1,650 - 3,300
No Load Speed (RPM)	315 - 630
Sound Pressure Level	89 dB(A)
Sound Power Level	100 dB(A)
Vibration Level	Hammer Drilling into Concrete: 10.0 m/s ² Drilling into Metal: 2.5 m/s ² or less
Dimensions (L x W x H)	398x114x239 mm (15-5/8"x4-1/2"x9-3/8")
Net weight	5.2 - 5.6 kg (11.4 - 12.4 lbs.)
Power supply cord	5.0 m (16.4 ft.)

Combination Hammer 350 WMM

HR3200C
32 mm (1-1/4") Adapted for SDS-PLUS bits



AVT



Continuous rating input	850W
Impact Energy	EPTA-Procedure 05/2009: 5.1 J
Capacity	Concrete (w/ TCT Bit): 32 mm (1-1/4") Steel: 13 mm (1/2") Wood: 32 mm (1-1/4")
Blows Per Minute (BPM)	1,650 - 3,300
No Load Speed (RPM)	315 - 630
Sound Pressure Level	89 dB(A)
Sound Power Level	100 dB(A)
Vibration Level	Hammer Drilling into Concrete: 18.0 m/s ² Drilling into Metal: 2.5 m/s ² or less
Dimensions (L x W x H)	398x108x239 mm (15-5/8"x4-1/4"x9-3/8")
Net weight	4.8 - 5.2 kg (10.5 - 11.5 lbs.)
Power supply cord	5.0 m (16.4 ft.)

Rotary Hammer 350 WMM

HR3530
35 mm (1-3/8")



AVT



Continuous rating input	1,010W
Capacity	Concrete (w/ TCT Bit): 35 mm (1-3/8")
Blows Per Minute (BPM)	3,100
No Load Speed (RPM)	760
Sound Pressure Level	91 dB(A)
Sound Power Level	102 dB(A)
Vibration Level	Hammer Drilling into Concrete: 19.5 m/s ²
Dimensions (L x W x H)	374x100x243 mm (14-3/4"x3-15/16"x9-9/16")
Net weight	5.8 kg (12.8 lbs.)
Power supply cord	5.0 m (16.4 ft.)

Combination Hammer 350 WMM

HR3541FC
35 mm (1-3/8") Adapted for SDS-MAX bits



AVT



Continuous rating input	850W
Impact Energy	EPTA-Procedure 05/2009: 5.7 J
Capacity	Concrete (w/ TCT Bit): 35 mm (1-3/8") Steel: 13 mm (1/2") Wood: 32 mm (1-1/4")
Blows Per Minute (BPM)	1,650 - 3,300
No Load Speed (RPM)	315 - 630
Sound Pressure Level	91 dB(A)
Sound Power Level	102 dB(A)
Vibration Level	Hammer Drilling into Concrete: 11.0 m/s ² Drilling into Metal: 2.5 m/s ² or less
Dimensions (L x W x H)	439x114x239 mm (17-1/4"x4-1/4"x9-3/8")
Net weight	5.6 - 5.7 kg (12.3 - 12.6 lbs.)
Power supply cord	5.0 m (16.4 ft.)

Combination Hammer 350 WMM

HR3540C
35 mm (1-3/8") Adapted for SDS-MAX bits



AVT



Continuous rating input	850W
Impact Energy	EPTA-Procedure 05/2009: 5.6 J
Capacity	Concrete (w/ TCT Bit): 35 mm (1-3/8") Steel: 13 mm (1/2") Wood: 32 mm (1-1/4")
Blows Per Minute (BPM)	1,650 - 3,300
No Load Speed (RPM)	315 - 630
Sound Pressure Level	93 dB(A)
Sound Power Level	104 dB(A)
Vibration Level	Hammer Drilling into Concrete: 18.0 m/s ² Drilling into Metal: 2.5 m/s ²
Dimensions (L x W x H)	439x108x239 mm (17-1/4"x4-1/4"x9-3/8")
Net weight	5.2 - 5.3 kg (11.4 - 11.6 lbs.)
Power supply cord	5.0 m (16.4 ft.)

Impact Drilling / Demolition

Rotary Hammer

350

HR4041C

40 mm (1-9/16")



T $\frac{1}{2}$ +T



Continuous rating input	1,100W
Capacity	Concrete (w/ TCT Bit): 40 mm (1-9/16")
Blows Per Minute (BPM)	1,300 - 2,600
No Load Speed (RPM)	230 - 460
Sound Pressure Level	94 dB(A)
Sound Power Level	105 dB(A)
Vibration Level	8.5 m/s ²
Dimensions (L x W x H)	428x107x247 mm (16-7/8"x4-1/4"x9-3/4")
Net weight	6.7 kg (14.8 lbs.)
Power supply cord	5.0 m (16.4 ft)

Rotary Hammer

350

HR4030C

40 mm (1-9/16")



T $\frac{1}{2}$ +T



Continuous rating input	1,100W
Capacity	Concrete (w/ TCT Bit): 40 mm (1-9/16")
Blows Per Minute (BPM)	1,300 - 2,600
No Load Speed (RPM)	230 - 460
Sound Pressure Level	91 dB(A)
Sound Power Level	102 dB(A)
Vibration Level	8.5 m/s ²
Dimensions (L x W x H)	413x107x247 mm (16-1/4"x4-1/4"x9-3/4")
Net weight	6.9 kg (15.2 lbs.)
Power supply cord	5.0 m (16.4 ft)

Rotary Hammer

350

HR4013C

40 mm (1-9/16") Adapted for SDS-MAX bits



T $\frac{1}{2}$ +T AVT SOFT NOLOAD



Continuous rating input	1,100W
Impact Energy	EPTA-Procedure 05/2009: 8 J
Capacity	Concrete (w/ TCT Bit): 40 mm (1-9/16")
Blows Per Minute (BPM)	1,450 - 2,900
No Load Speed (RPM)	250 - 500
Sound Pressure Level	92 dB(A)
Sound Power Level	103 dB(A)
Vibration Level	Hammer Drilling into Concrete: 5.0 m/s ²
Dimensions (L x W x H)	479x112x263 mm (18-11/16"x4-3/8"x10-3/8")
Net weight	6.8 - 6.9 kg (14.9 - 15.3 lbs.)
Power supply cord	5.0 m (16.4 ft)

Rotary Hammer

350

HR4003C

40 mm (1-9/16") Adapted for SDS-MAX bits



T $\frac{1}{2}$ +T



Continuous rating input	1,100W
Impact Energy	EPTA-Procedure 05/2009: 8.3 J
Capacity	Concrete (w/ TCT Bit): 40 mm (1-9/16")
Blows Per Minute (BPM)	1,450 - 2,900
No Load Speed (RPM)	250 - 500
Sound Pressure Level	92 dB(A)
Sound Power Level	103 dB(A)
Vibration Level	Hammer Drilling into Concrete: 10.0 m/s ²
Dimensions (L x W x H)	479x106x263 mm (18-11/16"x4-3/16"x10-3/8")
Net weight	6.2 - 6.4 kg (13.7 - 14.1 lbs.)
Power supply cord	5.0 m (16.4 ft)

Rotary Hammer

350

HR4002

40 mm (1-9/16") Adapted for SDS-MAX bits



T $\frac{1}{2}$ +T



Continuous rating input	1,050W
Impact Energy	EPTA-Procedure 05/2009: 6.1 J
Capacity	Concrete (w/ TCT Bit): 40 mm (1-9/16")
Blows Per Minute (BPM)	2,500
No Load Speed (RPM)	680
Sound Pressure Level	92 dB(A)
Sound Power Level	103 dB(A)
Vibration Level	Hammer Drilling into Concrete: 17.5 m/s ²
Dimensions (L x W x H)	458x114x256 mm (18"x4-1/2"x10-1/8")
Net weight	6.6 - 6.8 kg (14.6 - 15.0 lbs.)
Power supply cord	5.0 m (16.4 ft)

Rotary Hammer

175

HR4511C

45 mm (1-3/4") Adapted for SDS-MAX bits



T $\frac{1}{2}$ +T AVT



Continuous rating input	1,350W
Impact Energy	EPTA-Procedure 05/2009: 9.4 J
Capacity	Concrete (w/ TCT Bit): 45 mm (1-3/4")
Blows Per Minute (BPM)	1,250 - 2,750
No Load Speed (RPM)	130 - 280
Sound Pressure Level	94 dB(A)
Sound Power Level	105 dB(A)
Vibration Level	Hammer Drilling into Concrete: 7.5 m/s ²
Dimensions (L x W x H)	458x136x288 mm (18"x5-3/8"x11-3/8")
Net weight	9.0 - 9.1 kg (19.8 - 20.1 lbs.)
Power supply cord	5.0 m (16.4 ft)

Rotary Hammer

175

HR4510C

45 mm (1-3/4") Adapted for SDS-MAX bits



T $\frac{1}{2}$ +T AVT



Continuous rating input	1,350W
Impact Energy	EPTA-Procedure 05/2009: 9.4 J
Capacity	Concrete (w/ TCT Bit): 45 mm (1-3/4")
Blows Per Minute (BPM)	1,250 - 2,750
No Load Speed (RPM)	130 - 280
Sound Pressure Level	93 dB(A)
Sound Power Level	104 dB(A)
Vibration Level	Hammer Drilling into Concrete: 9.5 m/s ²
Dimensions (L x W x H)	458x136x288 mm (18"x5-3/8"x11-3/8")
Net weight	8.9 - 9.0 kg (19.5 - 19.9 lbs.)
Power supply cord	5.0 m (16.4 ft)

Rotary Hammer

175

HR4501C

45 mm (1-3/4") Adapted for SDS-MAX bits



T $\frac{1}{2}$ +T



Continuous rating input	1,350W
Impact Energy	EPTA-Procedure 05/2009: 10.1 J
Capacity	Concrete (w/ TCT Bit): 45 mm (1-3/4")
Blows Per Minute (BPM)	1,250 - 2,750
No Load Speed (RPM)	130 - 280
Sound Pressure Level	94 dB(A)
Sound Power Level	105 dB(A)
Vibration Level	Hammer Drilling into Concrete: 16.0 m/s ²
Dimensions (L x W x H)	458x121x288 mm (18"x4-3/4"x11-3/8")
Net weight	8.2 - 8.4 kg (18.1 - 18.5 lbs.)
Power supply cord	5.0 m (16.4 ft)

Rotary Hammer

155

HR5000

50 mm (2")



T $\frac{1}{2}$ +T



Continuous rating input	1,200W
Impact Energy	EPTA-Procedure 05/2009: 11.3 J
Capacity	Concrete (w/ TCT Bit): 50 mm (2")
Blows Per Minute (BPM)	2,100
No Load Speed (RPM)	260
Sound Pressure Level	99 dB(A)
Sound Power Level	110 dB(A)
Vibration Level	Hammer Drilling into Concrete: 25.0 m/s ²
Overall Length	467 mm (18-3/4")
Net weight	9.9 kg (21.8 lbs.)
Power supply cord	5.0 m (16.4 ft)

Rotary Hammer

175

HR5212C

52 mm (2-1/16") Adapted for SDS-MAX bits



T $\frac{1}{2}$ +T AVT SOFT NOLOAD



Continuous rating input	1,510W
Impact Energy	EPTA-Procedure 05/2009: 20 J
Capacity	Concrete (w/ TCT Bit): 52 mm (2")
Blows Per Minute (BPM)	1,100 - 2,250
No Load Speed (RPM)	150 - 310
Sound Pressure Level	98 dB(A)
Sound Power Level	109 dB(A)
Vibration Level	Hammer Drilling into Concrete: 9.0 m/s ²
Dimensions (L x W x H)	599x140x287 mm (23-1/2"x5-1/2"x11-1/4")
Net weight	11.9 - 12.0 kg (26.2 - 26.5 lbs.)
Power supply cord	5.0 m (16.4 ft)

Rotary Hammer

175

HR5202C

52 mm (2-1/16") Adapted for SDS-MAX bits



T $\frac{1}{2}$ +T



Continuous rating input	1,510W
Impact Energy	EPTA-Procedure 05/2009: 19.1 J
Capacity	Concrete (w/ TCT Bit): 52 mm (2")
Blows Per Minute (BPM)	1,100 - 2,250
No Load Speed (RPM)	150 - 310
Sound Pressure Level	99 dB(A)
Sound Power Level	110 dB(A)
Vibration Level	Hammer Drilling into Concrete: 17.0 m/s ²
Dimensions (L x W x H)	599x134x287 mm (23-1/2"x5-1/4"x11-1/4")
Net weight	10.9 - 11.1 kg (24.1 - 24.4 lbs.)
Power supply cord	5.0 m (16.4 ft)



Impact Drilling / Demolition

Product Comparison List

Rotary Hammer & Combination Hammer

*with Dust Extraction

Model No.	Type	Capacity (mm)	Continuous rating Input (W)	Impact energy (J)		Net weight (kg)	AVT	Soft No load	Built-in Job Light	Quick change
				EPTA-Procedure 05/2009	Makita standard					
SDS-PLUS Shank										
HR1841F/ HR1840	Rotary	18	470	1.4	1.4	2.0 - 2.5 kg (4.5 - 5.4 lbs)	•/–		•/–	
HR2230	Rotary	22	710	2.2	2.3	2.6 - 3.1 kg (5.8 - 6.8 lbs)				
HR2320T	Combination	23	720	2.3	2.3	2.9 - 3.2 kg (6.4 - 7.0 lbs)				•
HR2300	Rotary	23	720	2.3	2.3	2.7 - 3.1 kg (5.9 - 6.9 lbs)				
HR2470FT	Combination	24	780	2.4	2.7	3.0 - 3.3 kg (6.7 - 7.3 lbs)			•	•
HR2470T	Combination	24	780	2.4	2.7	3.0 - 3.3 kg (6.7 - 7.3 lbs)				•
HR2470/F	Combination	24	780	2.4	2.7	2.9 - 3.3 kg (6.4 - 7.3 lbs)			–/•	
HR2460/F	Rotary	24	780	2.4	2.7	2.8 - 3.2 kg (6.1 - 7.0 lbs)			–/•	
HR2475(D handle)	Combination	24	780	2.3	2.7	3.0 - 3.4 kg (6.6 - 7.6 lbs)				
*HR2653T	Combination	26	800	2.2	2.9	3.2 - 4.5 kg (7.2 - 9.9 lbs.)	•			•
*HR2653	Combination	26	800	2.2	2.9	3.1 - 4.3 kg (6.9 - 9.6 lbs.)	•			
*HR2652	Combination	26	800	2.2	2.9	3.0 - 4.3 kg (6.7 - 9.4 lbs.)				
*HR2663(D handle)	Combination	26	800	2.2	2.9	3.3 - 4.6 kg (7.3 - 10.0 lbs.)	•			
HR2641(D handle)	Combination	26	800	2.4	2.9	3.1 - 3.5 kg (6.8 - 7.8 lbs)	•			
HR2631FT	Combination	26	800	2.4	2.9	3.1 - 3.6 kg (6.8 - 7.9 lbs)	•		•	•
HR2631F	Combination	26	800	2.4	2.9	2.9 - 3.4 kg (6.4 - 7.4 lbs)	•		•	
HR2630T	Combination	26	800	2.4	2.9	3.0 - 3.5 kg (6.6 - 7.7 lbs)				•
HR2630	Combination	26	800	2.4	2.9	2.8 - 3.3 kg (6.3 - 7.2 lbs)				
HR2601	Rotary	26	800	2.4	2.9	3.1 - 3.6 kg (6.9 - 7.8 lbs)	•			
HR2600	Rotary	26	800	2.4	2.9	3.0 - 3.4 kg (6.5 - 7.5 lbs)				
HR2811FT	Combination	28	800	2.9	2.9	3.6 - 3.9 kg (8.0 - 8.6 lbs)			•	•
HR2811F	Combination	28	800	2.8	2.9	3.5 - 3.9 kg (7.7 - 8.7 lbs)			•	
HR2810T	Combination	28	800	2.9	2.9	3.5 - 3.8 kg (7.8 - 8.4 lbs)				•
HR2810	Combination	28	800	2.8	2.9	3.4 - 3.8 kg (7.5 - 8.5 lbs)				
HR2800	Rotary	28	800	2.8	2.9	3.4 - 3.8 kg (7.4 - 8.4 lbs)				
HR3210FCT	Combination	32	850	4.9	5.5	5.4 - 5.6 kg (11.9 - 12.3 lbs)	•		•	•
HR3210C	Rotary	32	850	5	5.5	5.2 - 5.6 kg (11.4 - 12.4 lbs)	•			
HR3200C	Combination	32	850	5.1	5.5	4.8 - 5.2 kg (10.5 - 11.5 lbs)				
17mm Hex Shank										
HR3530	Rotary	35	1,010	-	6.2	5.8 kg (12.8 lbs)				
HR4030C	Rotary	40	1,100	-	9.2	6.9 kg (15.2 lbs)				
19mm Hex Shank										
Spline Shank										
HR4041C	Rotary	40	1,100		9.2	6.7 kg (14.8 lbs)				
HR5000	Rotary	50	1,200	11.3	11.8	9.9 kg (21.8 lbs)				
SDS-MAX Shank										
HR3541FC	Combination	35	850	5.7	6.3	5.6 - 5.7 kg (12.3 - 12.6 lbs)	•		•	
HR3540C	Combination	35	850	5.6	6.3	5.2 - 5.3 kg (11.4 - 11.6 lbs)				
HR4013C	Rotary	40	1,100	8	11.4	6.8 - 6.9 kg (14.9 - 15.3 lbs)	•	•		
HR4003C	Rotary	40	1,100	8.3	11.4	6.2 - 6.4 kg (13.7 - 14.1 lbs)				
HR4002	Rotary	40	1,050	6.1	6.2	6.6 - 6.8 kg (14.6 - 15.0 lbs)				
HR4511C	Rotary	45	1,350	9.4	12.5	9.0 - 9.1 kg (19.8 - 20.1 lbs)	•			
HR4510C	Rotary	45	1,350	9.4	12.5	8.9 - 9.0 kg (19.5 - 19.9 lbs)	•			
HR4501C	Rotary	45	1,350	10.1	12.5	8.2 - 8.4 kg (18.1 - 18.5 lbs)				
HR5212C	Rotary	52	1,510	20	21	11.9 - 12.0 kg (26.2 - 26.5 lbs)	•	•		
HR5202C	Rotary	52	1,510	19.1	21	10.9 - 11.1 kg (24.1 - 24.4 lbs)				

Impact Drilling
Demolition

Impact Drilling / Demolition

Accessory index P.198

Demolition Hammer

105

HM0810

11/16" : 17 mm Hex Shank



Continuous rating input 900W
Blows Per Minute (BPM) 2,900
Overall Length 410 mm (16-1/8")
Net weight 6.7 kg (14.7 lbs.)
Power supply cord 5.0 m (16.4 ft)

Demolition Hammer

105

HM0810T

11/16" : 17 mm Hex Shank



Continuous rating input 900W
Impact Energy EPTA-Procedure 05/2009: 7.2 J
Blows Per Minute (BPM) 2,900
Sound Pressure Level 92 dB(A)
Sound Power Level 103 dB(A)
Overall Length 428 mm (16-7/8")
Net weight 6.3 kg (13.9 lbs.)
Power supply cord 5.0 m (16.4 ft)

Demolition Hammer

106

HM0810B

3/4" : 19 mm Hex Shank



Continuous rating input 420W
Impact Energy EPTA-Procedure 05/2009: 5.3 J
Blows Per Minute (BPM) 2,900
Sound Pressure Level 94 dB(A)
Sound Power Level 103 dB(A)
Overall Length 423 mm (16-5/8")
Net weight 6.6 kg (14.5 lbs.)
Power supply cord 5.0 m (16.4 ft)

Demolition Hammer

327

HM0830

11/16" : 17 mm Hex Shank



Continuous rating input 1,010W
Blows Per Minute (BPM) 2,700
Sound Pressure Level 91 dB(A)
Sound Power Level 102 dB(A)
Dimensions (L x W x H) 390x98x209 mm
(15-3/8"x3-7/8"x8-1/4")
Net weight 4.9 kg (10.7 lbs.)
Power supply cord 5.0 m (16.4 ft)

Demolition Hammer

350

HM0871C

Adapted for SDS-MAX bits



Continuous rating input 1,100W
Impact Energy EPTA-Procedure 05/2009: 8.1 J
Blows Per Minute (BPM) 1,100 - 2,650
Sound Pressure Level 86 dB(A)
Sound Power Level 97 dB(A)
Vibration Level Chiselling Function
w/ Side Handle: 8.0 m/s²
Dimensions (L x W x H) 466x116x230 mm
(18-3/8"x4-9/16"x9")
Net weight 5.6 - 5.8 kg (12.4 - 12.8 lbs.)
Power supply cord 5.0 m (16.4 ft)

Demolition Hammer

350

HM0870C

Adapted for SDS-MAX bits



Continuous rating input 1,100W
Impact Energy EPTA-Procedure 05/2009: 7.6 J
Blows Per Minute (BPM) 1,100 - 2,650
Sound Pressure Level 87 dB(A)
Sound Power Level 98 dB(A)
Vibration Level Chiselling Function
w/ Side Handle: 11.0 m/s²
Dimensions (L x W x H) 449x109x230 mm
(17-3/4"x4-1/4"x9")
Net weight 5.1 - 5.3 kg (11.1 - 11.6 lbs.)
Power supply cord 5.0 m (16.4 ft)

Demolition Hammer

175

HM1111C

Adapted for SDS-MAX bits



Continuous rating input 1,300W
Impact Energy EPTA-Procedure 05/2009: 11.2 J
Blows Per Minute (BPM) 1,100 - 2,650
Sound Pressure Level 88 dB(A)
Sound Power Level 99 dB(A)
Vibration Level Chiselling Function
w/ Side Handle: 7.5 m/s²
Dimensions (L x W x H) 528x126x247 mm
(20-3/4"x5"x9-3/4")
Net weight 7.8 - 8.0 kg (17.3 - 17.6 lbs.)
Power supply cord 4.0 m (13.1 ft)

Demolition Hammer

175

HM1101C

Adapted for SDS-MAX bits



Continuous rating input 1,300W
Impact Energy EPTA-Procedure 05/2009: 11.5 J
Blows Per Minute (BPM) 1,100 - 2,650
Sound Pressure Level 90 dB(A)
Sound Power Level 101 dB(A)
Vibration Level Chiselling Function
w/ Side Handle: 13.5 m/s²
Dimensions (L x W x H) 528x115x247 mm
(20-3/4"x4-1/2"x9-3/4")
Net weight 7.2 - 7.3 kg (15.8 - 16.1 lbs.)
Power supply cord 4.0 m (13.1 ft)

Demolition Hammer

155

HM1201

13/16" : 21 mm Hex Shank



Continuous rating input 1,130W
Blows Per Minute (BPM) 2,000
Overall Length 480 mm (18-7/8")
Net weight 9.1 kg (20.1 lbs.)
Power supply cord 5.0 m (16.4 ft)

Demolition Hammer

175

HM1213C

Adapted for SDS-MAX bits



Continuous rating input 1,510W
Impact Energy EPTA-Procedure 05/2009: 18.6 J
Blows Per Minute (BPM) 950 - 1,900
Sound Pressure Level 75 dB(A)
Sound Power Level 95 dB(A)
Vibration Level Chiselling Function
w/ Side Handle: 8.0 m/s²
Dimensions (L x W x H) 576x149x265 mm
(22-3/4"x5"-7/8"x10-3/8")
Net weight 10.8 kg (23.7 lbs.)
Power supply cord 5.0 m (16.4 ft)

Demolition Hammer

175

HM1205C

Adapted for SDS-MAX bits



Continuous rating input 1,510W
Impact Energy EPTA-Procedure 05/2009: 19.1 J
Blows Per Minute (BPM) 950 - 1,900
Sound Pressure Level 79 dB(A)
Sound Power Level 93 dB(A)
Dimensions (L x W x H) 576x128x265 mm
(22-3/4"x5"x10-3/8")
Net weight 9.7 kg (21.5 lbs.)
Power supply cord 5.0 m (16.4 ft)

Demolition Hammer

175

HM1203C

Adapted for SDS-MAX bits



Continuous rating input 1,510W
Impact Energy EPTA-Procedure 05/2009: 19.1 J
Blows Per Minute (BPM) 950 - 1,900
Sound Pressure Level 81 dB(A)
Sound Power Level 95 dB(A)
Dimensions (L x W x H) 576x128x265 mm
(22-3/4"x5"x10-3/8")
Net weight 9.7 kg (21.5 lbs.)
Power supply cord 5.0 m (16.4 ft)

Impact Drilling / Demolition

Accessory index P.198

Demolition Hammer

175 

HM1214C
Adapted for SDS-MAX bits



Continuous rating input 1,510W
Impact Energy EPTA-Procedure 05/2009: 19.9 J
Blows Per Minute (BPM) 950 - 1,900
Sound Pressure Level 78 dB(A)
Sound Power Level 98 dB(A)
Dimensions (L x W x H) 700x129x265 mm
(27-1/2"x5-1/8"x10-3/8")
Net weight 12.3 kg (27.1 lbs.)
Power supply cord 5.0 m (16.4 ft)

Demolition Hammer

204 

HM1306
1-3/16" : 30 mm Hex Shank



Continuous rating input 1,510W
Impact Energy EPTA-Procedure 05/2009: 21.7 J
Blows Per Minute (BPM) 1,450
Dimensions (L x W x H) 652x121x231 mm
(25-3/4"x4-3/4"x9-1/8")
Net weight 15.1 kg (33.3 lbs.)
Power supply cord 5.0 m (16.4 ft)

Electric Breaker

175 

HM1317C
1-3/16" : 30 mm Hex Shank



Continuous rating input 1,510W
Impact Energy EPTA-Procedure 05/2009: 25 J
Blows Per Minute (BPM) 730 - 1,450
Sound Pressure Level 81 dB(A)
Sound Power Level 101 dB(A)
Dimensions (L x W x H) 715x129x266 mm
(28-1/8"x5-1/8"x10-1/2")
Net weight 17 kg (37.5 lbs.)
Power supply cord 5.0 m (16.4 ft)

Electric Breaker

175 

HM1307C
1-3/16" : 30 mm Hex Shank



Continuous rating input 1,510W
Impact Energy EPTA-Procedure 05/2009: 25.5 J
Blows Per Minute (BPM) 730 - 1,450
Sound Pressure Level 81 dB(A)
Sound Power Level 101 dB(A)
Dimensions (L x W x H) 715x129x266 mm
(28-1/8"x5-1/8"x10-1/2")
Net weight 15.3 kg (33.8 lbs.)
Power supply cord 5.0 m (16.4 ft)

Electric Breaker

175 

HM1317CB
1-1/8" : 28.6 mm Hex Shank



Continuous rating input 1,510W
Impact Energy EPTA-Procedure 05/2009: 26.5 J
Blows Per Minute (BPM) 730 - 1,450
Sound Pressure Level 81 dB(A)
Sound Power Level 101 dB(A)
Dimensions (L x W x H) 824x129x266 mm
(32-1/2"x5-1/8"x10-1/2")
Net weight 19 kg (41.9 lbs.)
Power supply cord 5.0 m (16.4 ft)

Electric Breaker

175 

HM1307CB
1-1/8" : 28.6 mm Hex Shank



Continuous rating input 1,510W
Impact Energy EPTA-Procedure 05/2009: 23.6 J
Blows Per Minute (BPM) 730 - 1,450
Sound Pressure Level 81 dB(A)
Sound Power Level 101 dB(A)
Dimensions (L x W x H) 824x129x266 mm
(32-1/2"x5-1/8"x10-1/2")
Net weight 17.3 kg (38.2 lbs.)
Power supply cord 5.0 m (16.4 ft)

Electric Breaker

155 

HM1400
1-3/16" : 30 mm Hex Shank



Continuous rating input 1,240W
Impact Energy EPTA-Procedure 05/2009: 29.5 J
Blows Per Minute (BPM) 1,200
Sound Pressure Level 83 dB(A)
Sound Power Level 103 dB(A)
Overall Length 613 mm (24-1/8")
Net weight 18.1 kg (39.9 lbs.)
Power supply cord 5.0 m (16.4 ft)

Electric Breaker

218 

HM1812
1-1/8" : 28.6 mm Hex shank



Continuous rating input 2,000W
Impact Energy EPTA-Procedure 05/2009: 72.8 J
Blows Per Minute (BPM) 870
Sound Pressure Level 96 dB(A)
Sound Power Level 107 dB(A)
Dimensions (L x W x H) 843x210x608 mm
(33-1/4"x8-1/4"x24")
Net weight 31.3 kg (69 lbs.)
Power supply cord 5.0 m (16.4 ft)

Electric Breaker

218 

HM1802
1-1/8" : 28.6 mm Hex shank



Continuous rating input 2,000W
Impact Energy EPTA-Procedure 05/2009: 71.4 J
Blows Per Minute (BPM) 870
Sound Pressure Level 95 dB(A)
Sound Power Level 106 dB(A)
Dimensions (L x W x H) 843x210x608 mm
(33-1/4"x8-1/4"x24")
Net weight 29.4 kg (64.8 lbs.)
Power supply cord 5.0 m (16.4 ft)



Impact Drilling / Demolition

Product Comparison List

Model No.	Continuous rating Input (W)	Impact energy (J)		Net weight	AVT	Soft No load
		EPTA-Procedure 05/2009	Makita standard			

Demolition Hammer, Electric Breaker

17mm Hex Shank

HM0810	900		7.6	6.7 kg (14.7 lbs)		
HM0830	1,010		8.3	4.9 kg (10.7 lbs)		

19mm Hex Shank

HM0810B	420	5.3	7.6	6.6 kg (14.5 lbs)		
---------	-----	-----	-----	-------------------	--	--

21mm Hex Shank

HM1201	1,130		13	9.1 kg (20.1 lbs)		
--------	-------	--	----	-------------------	--	--

SDS-MAX Shank

HM0871C	1,100	8.1	11.6	5.6 - 5.8 kg (12.4 - 12.8 lbs)	•	•
HM0870C	1,100	7.6	11.4	5.1 - 5.3 kg (11.1 - 11.6 lbs)		
HM1111C	1,300	11.2	17.2	7.8 - 8.0 kg (17.3 - 17.6 lbs)	•	•
HM1101C	1,300	11.5	17.2	7.2 - 7.3 kg (15.8 - 16.1 lbs)		
HM1213C	1,510	18.6	25.5	10.8 kg (23.7 lbs)	•	•
HM1203C	1,510	19.1	25.5	9.7 kg (21.5 lbs)		
HM1205C	1,510	19.1	25.5	9.7 kg (21.5 lbs)		
HM1214C	1,510	19.9	26.0	12.3 kg (27.1 lbs)	•	•

30mm Hex Shank

HM1306	1,510	21.7	28.8	15.1 kg (33.3 lbs)		
HM1317C	1,510	25	33.8	17.0 kg (37.5 lbs)	•	•
HM1307C	1,510	25.5	33.8	15.3 kg (33.8 lbs)		
HM1400	1,240	29.5	33.7	18.1 kg (39.9 lbs)		

28.6mm Hex Shank

HM1317CB	1,510	26.5	33.8	19.0 kg (41.9 lbs)	•	•
HM1307CB	1,510	23.6	33.8	17.3 kg (38.2 lbs)		
HM1802	2,000	71.4	62	29.4 kg (64.8 lbs)		
HM1812	2,000	72.8	62	31.3 kg (69 lbs)	•	•

Power Scraper

HK0500
Adapted for SDS-PLUS bits

113 

Continuous rating input 550W
Impact Energy EPTA-Procedure 05/2009: 1.8 J
Blows Per Minute (BPM) 2,000 - 3,500
Sound Pressure Level 83 dB(A)
Sound Power Level 94 dB(A)
Overall Length 468 mm (18-7/16")
Net weight 3.2 kg (7.1 lbs.)
Power supply cord 5.0 m (16.4 ft)



Power Scraper

HK1820
Adapted for SDS-PLUS bits

350 

Continuous rating input 550W
Impact Energy EPTA-Procedure 05/2009: 3.1 J
Blows Per Minute (BPM) 0 - 3,200
Dimensions (L x W x H) 351x102x203 mm (13-3/4"x4"x8")
Net weight 3.4 kg (7.5 lbs.)
Power supply cord 5.0 m (16.4 ft)



Power Scraper

HK1810
Makita Small Shank

106 











Continuous rating input 505W
Impact Energy EPTA-Procedure 05/2009: 1.8 J
Blows Per Minute (BPM) 0 - 3,200
Overall Length 315 mm (12-3/8")
Net weight 3.2 kg (7.1 lbs.)
Power supply cord 5.0 m (16.4 ft)



PRODUCTS

▣ CUTTING



-  Double Insulation
-  Variable Speed
-  Brake
-  Torque Limiter
-  Constant Speed
-  Soft Start
-  Built-in Job Light
-  Bevel Cutting
-  Dust Collecting
-  Carrying Case

Cutting (New Material / Masonry)

Dustless Cutter

303

4100KB
125 mm (5")



Continuous rating input	1,400W
Blade Diameter	125 mm (5")
Max Cutting Capacity	40.0 mm (1-9/16")
No Load Speed (RPM)	12,200
Vibration Level	Concrete Cutting: 6.0 m/s ²
Sound Pressure Level	96 dB(A)
Sound Power Level	107 dB(A)
Dimensions (L x W x H)	231x220x179 mm (9-1/8"x8-5/8"x7")
Net weight	3.0 kg (6.6 lbs.)
Power supply cord	2.5 m (8.2 ft.)

Cutter

253

4100NB
110 mm (4-3/8")




Continuous rating input	860W
Capacity	Max cutting : 34 mm (1-5/16")
Blade Diameter	110 mm (4-3/8")
No Load Speed (RPM)	11,000
Overall Length	218 mm (8-5/8")
Net weight	2.8 kg (6.1 lbs.)
Power supply cord	2.5 m (8.2 ft.)

Cutter

303

4100NH3
110 mm (4-3/8")



Continuous rating input	1,300W
Blade Diameter	110 mm (4-3/8")
Max Cutting Capacity	90°: 32 mm (1-1/4")
No Load Speed (RPM)	13,800
Dimensions (L x W x H)	227x209x166 mm (8-15/16"x8-1/4"x6-1/2")
Net weight	2.8 kg (6.2 lbs.)
Power supply cord	2.0 m (6.6 ft.)

Cutter

303

4100NH2
110 mm (4-3/8") /
125 mm (5")



Continuous rating input	1,400W
Blade Diameter	Max 125 mm (Max 5")
Max cutting capacity w/ 90°: 32.5 mm (1-1/4")	
110mm (4-3/8") wheel	45°: 21.5 mm (7/8")
Max cutting capacity w/ 90°: 40.0 mm (1-9/16")	
125mm (5") wheel	45°: 27.0 mm (1-1/16")
No Load Speed (RPM)	12,200
Dimensions (L x W x H)	238x214x169 mm (9-3/8"x8-3/8"x6-5/8")
Net weight	3 kg (6.6 lbs.)
Power supply cord	2.5 m (8.2 ft.)

Cutter

303

4101RH
125 mm (5")



Continuous rating input	860W
Max Cutting Capacity	90°: 41.5 mm (1-5/8")
	45°: 26 mm (1")
Blade Diameter	125 mm (5")
No Load Speed (RPM)	12,000
Overall Length	236 mm (9-5/16")
Net weight	3 kg (11.5 lbs.)
Power supply cord	3.0 m (9.8 ft.)

Cutter

153

4107R
180 mm (7-1/8")



Continuous rating input	1,400W
Capacity	Max cutting : 60 mm (2-3/8")
Blade Diameter	180 mm (7-1/8")
No Load Speed (RPM)	5,000
Overall Length	370 mm (14-9/16")
Net weight	6.3 kg (14.5 lbs.)
Power supply cord	5.0 m (16.4 ft.)

Circular Saw with Dust Collection

153

5057KB
185 mm (7-1/4")



Continuous rating input	1,400W
Max Cutting Capacity	90°: 60 mm (2-3/8")
	45°: 30 mm (1-1/8")
Blade Diameter	185 mm (7-1/4")
No Load Speed (RPM)	5,800
Overall Length	354 mm (14")
Net weight	5.1 kg (11.2 lbs.)
Power supply cord	5.0 m (16.4 ft.)

Dustless Cutter

153

4157KB
180 mm (7-1/8")



Continuous rating input	1,400W
Max Cutting Capacity	90°: 58 mm (2-1/4")
	45°: 29 mm (1-1/8")
Blade Diameter	180 mm (7-1/8")
No Load Speed (RPM)	5,800
Overall Length	354 mm (14")
Net weight	5.6 kg (12.3 lbs.)
Power supply cord	4.0 m (13.1 ft.)

Cutter

303

4100NH2R
110 mm (4-3/8")



Roller base



Continuous rating input	1,450W
Max Cutting Capacity	45°: 24.5 mm (15/16")
	48°: 23.5 mm (15/16")
Blade Diameter	110 mm (4-3/8")
No Load Speed (RPM)	12,200
Dimensions (L x W x H)	398x365x267 mm (15-5/8"x14-3/8"x10-1/2")
Net weight	6.5 kg (14.2 lbs.)
Power supply cord	5.0 m (16.4 ft.)

Cutter

303

4100NH2W
110 mm (4-3/8")



Wet cutting base



Continuous rating input	1,450W
Max Cutting Capacity	45°: 24.5 mm (15/16")
	48°: 23.5 mm (15/16")
Blade Diameter	110 mm (4-3/8")
No Load Speed (RPM)	12,200
Dimensions (L x W x H)	398x365x267 mm (15-5/8"x14-3/8"x10-1/2")
Net weight	6.3 kg (13.8 lbs.)
Power supply cord	5.0 m (16.4 ft.)



Cutting (New Material / Masonry / Metal)

Accessory index P.198

Angle Cutter

204

4112HS
305 mm (12")



Continuous rating input 2,400W
Capacity Max cutting : 100 mm (4")
Blade Diameter 305 mm (12")
No Load Speed (RPM) 5,000
Overall Length 648 mm (25-1/2")
Net weight 10.4 kg (22.9 lbs.)
Power supply cord 2.5 m (8.2 ft)

Angle Cutter

204

4112H
305 mm (12")



Continuous rating input 1,650W
Capacity Max cutting : 100 mm (4")
Blade Diameter 305 mm (12")
No Load Speed (RPM) 5,000
Overall Length 648 mm (25-1/2")
Net weight 10.4 kg (22.9 lbs.)
Power supply cord 2.5 m (8.2 ft)

Angle Cutter

204

4114S
355 mm (14")



Continuous rating input 2,400W
Capacity Max cutting : 125 mm (5")
Wheel Diameter 355 mm (14")
Hole Diameter 25.4 mm (1")
No Load Speed (RPM) 3,500
Dimensions (L x W x H) 673x240x329 mm
(26-1/2"x9-1/2"x13")
Net weight 10.8 kg (23.9 lbs.)
Power supply cord 2.5 m (8.2 ft)

Angle Cutter

210

4114
355 mm (14")



Continuous rating input 1,650W
Capacity Max cutting : 125 mm (5")
Wheel Diameter 355 mm (14")
Hole Diameter 25.4 mm (1")
No Load Speed (RPM) 3,500
Dimensions (L x W x H) 673x240x329 mm
(26-1/2"x9-1/2"x13")
Net weight 12.0 kg (26.5 lbs.)
Power supply cord 2.5 m (8.2 ft)

Wall Chaser

318

SG1251
125 mm (5")



Continuous rating input 1,400W
Capacity Depth: 0-30 mm (0 - 1-3/16")
Width: 6-30 mm (1/4 - 1-3/16")
Blade Diameter 125 mm (5")
No Load Speed (RPM) 10,000
Dimensions (L x W x H) 350x151x178 mm
(13-3/4"x5-15/16"x7")
Net weight 4.3 kg (9.5 lbs.)
Power supply cord 5.0 m (16.4 ft)

Cement Shear

419

JS8000
8 mm



Continuous rating input 570W
Capacity Max cutting : 8 mm (5/16")
Strokes Per Minute (SPM) 0 - 2,500
Dimensions (L x W x H) 346x70x223 mm
(13-5/8"x2-3/4"x8-3/4")
Net weight 2.2 kg (4.8 lbs.)
Power supply cord 2.5 m (8.2 ft)



Metal Cutter

303

4131
185 mm (7-1/4")



Continuous rating input 1,100W
Blade Diameter 185 mm (7-1/4")
Capacity Max cutting : 63 mm (2-1/2")
No Load Speed (RPM) 3,500
Overall Length 358 mm (14-1/8")
Net weight 4.8 kg (11.3 lbs.)
Power supply cord 2.5 m (8.2 ft)

Metal Cutting Saw

203

LC1230
305 mm (12")



Continuous rating input 1,750W
Blade Diameter 305 mm (12")
Max Cutting Capacity 90°: 115 mm (4-1/2")
90°: 75 x 150 mm
(2-15/16" x 5-7/8")
45°: 90 mm (3-1/2")
45°: 85 x 85 mm
(3-5/16" x 3-5/16")
No Load Speed (RPM) 1,300
Dimensions (L x W x H) 516x306x603 mm
(20-1/4"x12"x23-3/4")
Net weight 19.3 kg (42.5 lbs.)
Power supply cord 2.5 m (8.2 ft)



Cutting (Metal)

Accessory index P.198

Portable Cut-off

203

LW1400
355 mm (14")



Toolless



Continuous rating input	2,200W
Wheel Diameter	355 mm (14")
No Load Speed (RPM)	3,800
Capacity at 90°	Round: 127 mm (5")
	Rectangular: 115x130 mm (4-1/2"x5-1/8")
Capacity at 45°	Round: 127 mm (5")
	Rectangular: 115x103 mm (4-1/2"x4-1/16")
Vibration Level	2.5 m/s ² or less
Sound Pressure Level	102 dB(A)
Sound Power Level	110 dB(A)
Dimensions (L x W x H)	530x295x640 mm (20-7/8"x11-5/8"x25-1/4")
Net weight	18.7 kg (41.2 lbs.)
Power supply cord	2.5 m (8.2 ft)

Portable Cut-off

203

LW1401
355 mm (14")



Continuous rating input	2,200W
Wheel Diameter	355 mm (14")
No Load Speed (RPM)	3,800
Capacity at 90°	Round: 127 mm (5")
	Rectangular: 115x130 mm (4-1/2"x5-1/8")
Capacity at 45°	Round: 127 mm (5")
	Rectangular: 115x103 mm (4-1/2"x4-1/16")
Vibration Level	2.5 m/s ² or less
Sound Pressure Level	102 dB(A)
Sound Power Level	110 dB(A)
Dimensions (L x W x H)	500x295x640 mm (19-3/4"x11-5/8"x25-1/4")
Net weight	18.3 kg (40.3 lbs.)
Power supply cord	2.5 m (8.2 ft)

Portable Cut-off

153

2416S
405 mm (16")



Continuous rating input	1,430W
Wheel Diameter	405 mm (16")
Hole Diameter	25.4 mm (1")
No Load Speed (RPM)	2,300
Dimensions (L x W x H)	610x265x535 mm (24"x10-3/8"x21")
Net weight	19.2 kg (42.3 lbs.)
Power supply cord	2.5 m (8.2 ft)

Portable Band Saw

303

2107F



Continuous rating input	710W
Capacity	Round: 120 mm (4-3/4")
	Rectangular: 120x120 mm (4-3/4"x4-3/4")
Blade Speed	1.0 - 1.7 m/s
Blade Size	Length: 1,140 mm
	Width: 13 mm
	Thickness: 0.5 mm
Vibration Level	Cutting Chipboard: 2.5 m/s ² or less
	Cutting Metal: 2.5 m/s ² or less
Sound Pressure Level	86 dB(A)
Sound Power Level	98 dB(A)
Dimensions (L x W x H)	508x188x256 mm (20"x7-3/8"x10-1/8")
Net weight	6.3 kg (13.9 lbs.)
Power supply cord	2.5 m (8.2 ft)

Straight Metal Shear

459

JS1601
1.6 mm (16 Ga)



Continuous rating input	380W
Capacity	Steel up to 400 N/mm ² : 1.6 mm
	Steel up to 600 N/mm ² : 1.2 mm
	Steel up to 800 N/mm ² : 0.8 mm
	Aluminum up to 200 N/mm ² : 2.5 mm
Min. cutting radius	250 mm (9-7/8")
Strokes Per Minute (SPM)	4,500
Dimensions (L x W x H)	320x70x78 mm (12-5/8"x2-3/4"x3-1/16")
Net weight	1.4 kg (3.2 lbs.)
Power supply cord	2.5 m (8.2 ft)

Metal Shear

459

JS1000
1.0 mm (20 Ga)



Continuous rating input	380W
Capacity	Steel up to 400 N/mm ² : 1.0 mm
	Steel up to 600 N/mm ² : 0.7 mm
	Steel up to 800 N/mm ² : 0.5 mm
	Aluminum up to 200 N/mm ² : 2.5 mm
Min. cutting radius	30 mm (1-3/16")
Strokes Per Minute (SPM)	4,500
Dimensions (L x W x H)	322x70x78 mm (12-5/8"x2-3/4"x3-1/16")
Net weight	1.4 kg (3.2 lbs.)
Power supply cord	2.5 m (8.2 ft)

Metal Shear

459

JS1602
1.6 mm (16 Ga)



Continuous rating input	380W
Capacity	Steel up to 400 N/mm ² : 1.6 mm
	Steel up to 600 N/mm ² : 1.2 mm
	Steel up to 800 N/mm ² : 0.8 mm
	Aluminum up to 200 N/mm ² : 2.5 mm
Min. cutting radius	30 mm (1-3/16")
Strokes Per Minute (SPM)	4,000
Dimensions (L x W x H)	255x74x146 mm (10"x2-15/16"x5-3/4")
Net weight	1.6 kg (3.4 lbs.)
Power supply cord	2.5 m (8.2 ft)

Metal Shear

303

JS3201
3.2 mm (10 Ga)



Continuous rating input	710W
Capacity	Steel up to 400 N/mm ² : 3.2 mm
	Steel up to 600 N/mm ² : 2.5 mm
	Steel up to 800 N/mm ² : 1.5 mm
	Aluminum up to 200 N/mm ² : 4.0 mm
Min. cutting radius	50 mm (2")
Strokes Per Minute (SPM)	1,600
Dimensions (L x W x H)	213x90x239 mm (8-3/8"x3-1/2"x9-3/8")
Net weight	3.4 kg (7.5 lbs.)
Power supply cord	2.5 m (8.2 ft)

Nibbler

411

JN1601
1.6 mm (16 Ga)



Continuous rating input	550W
Capacity	Steel up to 400 N/mm ² : 1.6 mm
	Steel up to 600 N/mm ² : 1.2 mm
	Steel up to 800 N/mm ² : 0.8 mm
	Aluminum up to 200 N/mm ² : 2.5 mm
Min. cutting radius	Outside edge: 50 mm (2")
	Inside edge: 45 mm (1-3/4")
Strokes Per Minute (SPM)	2,200
Overall Length	261 mm (10-1/4")
Net weight	1.6 kg (3.6 lbs.)
Power supply cord	2.0 m (6.6 ft)

Nibbler

303

JN3201
3.2 mm (10 Ga)



Continuous rating input	710W
Capacity	Steel up to 400 N/mm ² : 3.2 mm
	Steel up to 600 N/mm ² : 2.5 mm
	Steel up to 800 N/mm ² : 1.0 mm
	Aluminum up to 200 N/mm ² : 3.5 mm
Min. cutting radius	Outside edge: : 128 mm (5-1/16")
	Inside edge: 120 mm (4-3/4")
Strokes Per Minute (SPM)	1,300
Dimensions (L x W x H)	225x90x254 mm (8-7/8"x1-1/2"x10")
Net weight	3.4 kg (7.4 lbs.)
Power supply cord	2.5 m (8.2 ft)

Aluminum Groove Cutter

303

CA5000
118 mm (4-5/8")














Continuous rating input	1,300W
Blade	Type: Cutter blade
	/ TCT saw blade
Max cutting capacity w/ Cutter blade	w/ Guide rail: 11 mm (7/16")
Max cutting capacity w/ TCT Saw blade	w/ Guide rail: 36 mm (1-7/16")
	w/o Guide rail: 41 mm (1-5/8")
No Load Speed (RPM)	2,200-6,400
Dimensions (L x W x H)	346x250x250 mm (13-5/8"x9-7/8"x9-7/8")
Net weight	4.7 kg (10.4 lbs.)
Power supply cord	2.5 m (8.2 ft)



PRODUCTS

▣ GRINDING / SANDING



-  Double Insulation
-  Variable Speed
-  Brake
-  Electronic 2-Speed
-  Torque Limiter
-  Constant Speed
-  Soft Start
-  Hook & Loop
-  Dust Collecting
-  Built-in Job Light
-  Carrying Case



Angle Grinder

1,450 W SJS Angle Grinder, Anti-Restart Function, Soft Start, Large Trigger Switch



253	GA5021C	GA6021C
Continuous rating input	1,450W	1,450W
Wheel Diameter	125 mm (5")	150 mm (6")
No Load Speed (RPM)	10,000	9,000
Vibration Level	Surface Grinding: 8.5 m/s ² Disc Sanding: 2.5 m/s ² or less	Surface Grinding: 8.5 m/s ² Disc Sanding: 2.5 m/s ²
Sound Pressure Level	90 dB(A)	90 dB(A)
Sound Power Level	101 dB(A)	101 dB(A)
Dimensions (L x W x H)	390x139x120 mm (15-3/8"x5-1/2"x4-3/4")	390x169x120 mm (15-3/8"x6-5/8"x4-3/4")
Net weight	2.9 - 4.1 kg (6.5 - 9.1 lbs.)	3.0 - 3.5 kg (6.7 - 7.6 lbs.)
Power supply cord	2.5 m (8.2 ft)	2.5 m (8.2 ft)

Depressed Center Wheel, Side Grip, Wheel Cover, Lock Nut Wrench

Angle Grinder

1,450 W SJS Angle Grinder, Anti-Restart Function, Soft Start, Finger Trigger Switch



253	GA5020C	GA6020C
Continuous rating input	1,450W	1,450W
Wheel Diameter	125 mm (5")	150 mm (6")
No Load Speed (RPM)	10,000	9,000
Vibration Level	Surface Grinding: 9.5 m/s ² Disc Sanding: 2.5 m/s ² or less	Surface Grinding: 9.0 m/s ² -
Sound Pressure Level	90 dB(A)	91 dB(A)
Sound Power Level	101 dB(A)	102 dB(A)
Dimensions (L x W x H)	390x139x120 mm (15-3/8"x5-1/2"x4-3/4")	390x169x120 mm (15-3/8"x6-5/8"x4-3/4")
Net weight	2.9 - 4.1 kg (6.5 - 9.1 lbs.)	3.0 - 3.5 kg (6.7 - 7.6 lbs.)
Power supply cord	2.5 m (8.2 ft)	2.5 m (8.2 ft)

Depressed Center Wheel, Side Grip, Wheel Cover, Lock Nut Wrench

Angle Grinder

1,400 W SJS II Variable Speed Angle Grinder, Anti-Restart Function, Mechanical Brake, Soft Start, Slide Switch



318	GA4041C	GA4541C	GA5041C
Continuous rating input	1,400W	1,400W	1,400W
Wheel Diameter	100 mm (4")	115 mm (4-1/2")	125 mm (5")
No Load Speed (RPM)	2,800-11,000	2,800-11,000	2,800-11,000
Vibration Level	-	Surface Grinding w/ Anti-Vibration Side Grip: 5.5 m/s ²	Surface Grinding w/ Anti-Vibration Side Grip: 6.0 m/s ²
	-	Disc Sanding w/ Anti-Vibration Side Grip: 2.5 m/s ² or less	Disc Sanding w/ Anti-Vibration Side Grip: 2.5 m/s ² or less
Sound Pressure Level	-	83 dB(A)	84 dB(A)
Sound Power Level	-	94 dB(A)	95 dB(A)
Dimensions (L x W x H)	325x117x117 mm (12-3/4"x4-5/8"x4-5/8")	325x130x121 mm (12-3/4"x5-1/8"x4-3/4")	325x140x121 mm (12-3/4"x5-1/2"x4-3/4")
Net weight	2.5 - 2.8 kg (5.6 - 6.2 lbs.)	2.7 - 3.0 kg (5.9 - 6.7 lbs.)	2.7 - 3.8 kg (5.9 - 8.4 lbs.)
Power supply cord	2.5 m (8.2 ft)	2.5 m (8.2 ft)	2.5 m (8.2 ft)

Depressed Center Wheel, Side Grip, Wheel Cover, Lock Nut Wrench

Angle Grinder

1,400 W SJS II Variable Speed Angle Grinder, Anti-Restart Function, Soft Start, Slide Switch



318	GA4040C	GA4540C	GA5040C	GA6040C
Continuous rating input	1,400W	1,400W	1,400W	1,400W
Wheel Diameter	100 mm (4")	115 mm (4-1/2")	125 mm (5")	150 mm (6")
No Load Speed (RPM)	2,800-11,000	2,800 - 11,000	2,800-11,000	4,000-9,000
Vibration Level	Surface Grinding w/ Anti-Vibration Side Grip: 5.0 m/s ²	Surface Grinding w/ Anti-Vibration Side Grip: 5.5 m/s ²	Surface Grinding w/ Anti-Vibration Side Grip: 5.5 m/s ²	Surface Grinding w/ Anti-Vibration Side Grip: 6.0 m/s ²
	Disc Sanding w/ Anti-Vibration Side Grip: 2.5 m/s ² or less	Disc Sanding w/ Anti-Vibration Side Grip: 2.5 m/s ²	Disc Sanding w/ Anti-Vibration Side Grip: 2.5 m/s ²	Disc Sanding w/ Anti-Vibration Side Grip: 2.5 m/s ² or less
Sound Pressure Level	86 dB(A)	86 dB(A)	86 dB(A)	87 dB(A)
Sound Power Level	97 dB(A)	97 dB(A)	97 dB(A)	98 dB(A)
Dimensions (L x W x H)	303x117x111 mm (11-7/8"x4-5/8"x4-3/8")	303x130x116 mm (11-7/8"x5-1/8"x4-9/16")	303x140x116 mm (11-7/8"x5-1/2"x4-9/16")	303x171x116 mm (11-7/8"x6-3/4"x4-9/16")
Net weight	2.3 - 2.6 kg (5.1 - 5.7 lbs.)	2.4 - 2.8 kg (5.4 - 6.2 lbs.)	2.5 - 3.6 kg (5.6 - 8.0 lbs.)	2.5 - 2.9 kg (5.5 - 6.4 lbs.)
Power supply cord	2.5 m (8.2 ft)	2.5 m (8.2 ft)	2.5 m (8.2 ft)	2.5 m (8.2 ft)

Depressed Center Wheel, Side Grip, Wheel Cover, Lock Nut Wrench

Angle Grinder

1,400 W SJS II Variable Speed Angle Grinder, Soft Start, Slide Switch



318	GA4542C	GA5042C	GA6042C
Continuous rating input	1,400W	1,400W	1,400W
Wheel Diameter	115 mm (4-1/2")	125 mm (5")	150 mm (6")
No Load Speed (RPM)	2,800 - 11,000	2,800 - 11,000	4,000 - 9,000
Dimensions (L x W x H)	303x130x116 mm (11-7/8"x5-1/8"x4-9/16")	303x140x116 mm (11-7/8"x5-1/2"x4-9/16")	303x171x116 mm (11-7/8"x6-3/4"x4-9/16")
Net weight	2.4 - 2.8 kg (5.2 - 6.2 lbs.)	2.5 - 3.6 kg (5.4 - 8.0 lbs.)	2.5 - 2.9 kg (5.5 - 6.4 lbs.)
Power supply cord	2.5 m (8.2 ft)	2.5 m (8.2 ft)	2.5 m (8.2 ft)

Depressed Center Wheel, Side Grip, Wheel Cover, Lock Nut Wrench

Angle Grinder

1,400 W SJS II Variable Speed Angle Grinder, Mechanical Brake, Soft Start, Slide Switch



318	GA4543C	GA5043C
Continuous rating input	1,400W	1,400W
Wheel Diameter	115 mm (4-1/2")	125 mm (5")
No Load Speed (RPM)	2,800 - 11,000	2,800 - 11,000
Dimensions (L x W x H)	325x130x121 mm (12-3/4"x5-1/8"x4-3/4")	325x140x121 mm (12-3/4"x5-1/2"x4-3/4")
Net weight	2.7 - 3.0 kg (5.9 - 6.7 lbs.)	2.7 - 3.8 kg (5.9 - 8.4 lbs.)
Power supply cord	2.5 m (8.2 ft)	2.5 m (8.2 ft)

Depressed Center Wheel, Side Grip, Wheel Cover, Lock Nut Wrench

Angle Grinder

1,400 W SJS Variable Speed Angle Grinder, Anti-Restart Function, Soft Start, Slide Switch



318 mm	9565CVR	9566CVR
Continuous rating input	1,400W	1,400W
Wheel Diameter	125 mm (5")	150 mm (6")
No Load Speed (RPM)	2,800 - 12,000	4,000 - 10,000
Vibration Level	Surface Grinding w/ Anti-Vibration Side Grip: 7.5 m/s ²	-
	Disc Sanding: 2.5 m/s ² or less	-
Sound Pressure Level	82 dB(A)	-
Sound Power Level	93 dB(A)	-
Dimensions (L x W x H)	299x139x103 mm (11-3/4"x5-1/2"x4-1/16")	299x169x103 mm (11-3/4"x6-5/8"x4-1/16")
Net weight	2.4 - 3.5 kg (5.2 - 7.7 lbs.)	2.4 - 2.8 kg (5.2 - 6.1 lbs.)
Power supply cord	2.5 m (8.2 ft)	2.5 m (8.2 ft)

Depressed Center Wheel, Side Grip, Wheel Cover, Lock Nut Wrench

Angle Grinder

1,400 W SJS Variable Speed Angle Grinder, Soft Start, Slide Switch



318 mm	9564CV	9565CV	9566CV
Continuous rating input	1,400W	1,400W	1,400W
Wheel Diameter	115 mm (4-1/2")	125 mm (5")	150 mm (6")
No Load Speed (RPM)	2,800-12,000	2,800-12,000	4,000-10,000
Vibration Level	Surface Grinding w/ Anti-Vibration Side Grip: 8.0 m/s ²	Surface Grinding w/ Anti-Vibration Side Grip: 8.0 m/s ²	-
	Disc Sanding: 2.5 m/s ² or less	Disc Sanding: 2.5 m/s ² or less	-
Sound Pressure Level	83 dB(A)	83 dB(A)	-
Sound Power Level	94 dB(A)	94 dB(A)	-
Dimensions (L x W x H)	299x129x103 mm (11-3/4"x5-1/16"x4")	299x139x103 mm (11-3/4"x5-1/2"x4-1/16")	299x169x103 mm (11-3/4"x6-5/8"x4-1/16")
Net weight	2.3 - 2.6 kg (5.1 - 5.8 lbs.)	2.4 - 3.5 kg (5.2 - 7.7 lbs.)	2.4 - 2.8 kg (5.2 - 6.1 lbs.)
Power supply cord	2.5 m (8.2 ft)	2.5 m (8.2 ft)	2.5 m (8.2 ft)

Depressed Center Wheel, Side Grip, Wheel Cover, Lock Nut Wrench

Angle Grinder

1,400 W SJS Angle Grinder, Anti-Restart Function, Soft Start, Slide Switch



318 mm	9564CR	9565CR	9566CR
Continuous rating input	1,400W	1,400W	1,400W
Wheel Diameter	115 mm (4-1/2")	125 mm (5")	150 mm (6")
No Load Speed (RPM)	12,000	12,000	10,000
Vibration Level	Surface Grinding w/ Anti-Vibration Side Grip: 8.0 m/s ²	Surface Grinding w/ Anti-Vibration Side Grip: 7.5 m/s ²	-
	Disc Sanding: 2.5 m/s ² or less	Disc Sanding: 2.5 m/s ² or less	-
Sound Pressure Level	83 dB(A)	82 dB(A)	-
Sound Power Level	94 dB(A)	93 dB(A)	-
Dimensions (L x W x H)	299x129x103 mm (11-3/4"x5-1/8"x4-1/16")	299x139x103 mm (11-3/4"x5-1/2"x4-1/16")	299x169x103 mm (11-3/4"x6-5/8"x4-1/16")
Net weight	2.4 - 2.7 kg (5.2 - 5.9 lbs.)	2.4 - 3.5 kg (5.2 - 7.7 lbs.)	2.5 - 2.8 kg (5.4 - 6.2 lbs.)
Power supply cord	2.5 m (8.2 ft)	2.5 m (8.2 ft)	2.5 m (8.2 ft)

Depressed Center Wheel, Side Grip, Wheel Cover, Lock Nut Wrench

Angle Grinder

1,400 W SJS Angle Grinder, Slide Switch



318 mm	9565C	9566C
Continuous rating input	1,400W	1,400W
Wheel Diameter	125 mm (5")	150 mm (6")
No Load Speed (RPM)	12,000	10,000
Vibration Level	Surface Grinding w/ Anti-Vibration Side Grip: 7.5 m/s ²	-
	Disc Sanding: 2.5 m/s ² or less	-
Sound Pressure Level	82 dB(A)	-
Sound Power Level	93 dB(A)	-
Dimensions (L x W x H)	299x139x103 mm (11-3/4"x5-1/2"x4-1/16")	299x169x103 mm (11-3/4"x6-5/8"x4-1/16")
Net weight	2.4 - 3.5 kg (5.3 - 7.7 lbs.)	2.5 - 2.8 kg (5.4 - 6.2 lbs.)
Power supply cord	2.5 m (8.2 ft)	2.5 m (8.2 ft)

Depressed Center Wheel, Side Grip, Wheel Cover, Lock Nut Wrench



Angle Grinder

1,400 W SJS Variable Speed Angle Grinder, Soft Start, Paddle Switch



318 mm	9564PCV	9565PCV	9566PCV
Continuous rating input	1,400W	1,400W	1,400W
Wheel Diameter	115 mm (4-1/2")	125 mm (5")	150 mm (6")
No Load Speed (RPM)	2,800 - 12,000	2,800 - 12,000	4,000-10,000
Vibration Level	Surface Grinding w/ Anti-Vibration Side Grip: 10.0 m/s ²	Surface Grinding w/ Anti-Vibration Side Grip: 10.0 m/s ²	-
Sound Pressure Level	81 dB(A)	82 dB(A)	-
Sound Power Level	92 dB(A)	93 dB(A)	-
Dimensions (L x W x H)	307x129x103 mm (12-1/8"x5-1/8"x4")	307x139x103 mm (12-1/8"x5-1/2"x4")	307x169x103 mm (12-1/8"x6-5/8"x4")
Net weight	2.4 - 2.7 kg (5.3 - 5.9 lbs.)	2.4 - 3.5 kg (5.3 - 7.7 lbs.)	2.4 - 2.8 kg (5.3 - 6.2 lbs.)
Power supply cord	2.5 m (8.2 ft)	2.5 m (8.2 ft)	2.5 m (8.2 ft)

Depressed Center Wheel, Side Grip, Wheel Cover, Lock Nut Wrench

Angle Grinder

1,400 W SJS Angle Grinder, Soft Start, Paddle Switch



318 mm	9564PC	9565PC	9566PC
Continuous rating input	1,400W	1,400W	1,400W
Wheel Diameter	115 mm (4-1/2")	125 mm (5")	150 mm (6")
No Load Speed (RPM)	12,000	12,000	10,000
Vibration Level	Surface Grinding: 10 m/s ²	Surface Grinding w/ Anti-Vibration Side Grip: 10.0 m/s ²	-
Sound Pressure Level	81 dB(A)	82 dB(A)	-
Sound Power Level	92 dB(A)	93 dB(A)	-
Dimensions (L x W x H)	307x129x103 mm (12-1/8"x5-1/8"x4")	307x139x103 mm (12-1/8"x5-1/2"x4")	307x169x103 mm (12-1/8"x6-5/8"x4")
Net weight	2.4 - 2.7 kg (5.3 - 6 lbs.)	2.4 - 3.5 kg (5.3 - 7.7 lbs.)	2.4 - 2.8 kg (5.3 - 6.2 lbs.)
Power supply cord	2.5 m (8.2 ft)	2.5 m (8.2 ft)	2.5 m (8.2 ft)

Depressed Center Wheel, Side Grip, Wheel Cover, Lock Nut Wrench

Angle Grinder

1,400 W SJS Variable Speed Angle Grinder, Anti-Restart Function, Soft Start, Slide Switch



318 mm	9565CLR	9565CVL
Continuous rating input	1,400W	1,400W
Wheel Diameter	125 mm (5")	125 mm (5")
No Load Speed (RPM)	2,000 - 7,800	2,000 - 7,800
Vibration Level	Surface Grinding: 4.5 m/s ² Disc Sanding: 2.5 m/s ² or less	Surface Grinding: 4.5 m/s ² Disc Sanding: 2.5 m/s ² or less
Sound Pressure Level	86 dB(A)	86 dB(A)
Sound Power Level	97 dB(A)	97 dB(A)
Dimensions (L x W x H)	311x125x114 mm (11-3/8"x5"x4-1/2")	311x80x114 mm (12-1/4"x3-5/32"x4-1/12")
Net weight	2.1 - 2.6 kg (4.6 - 5.8 lbs.)	2.1 - 2.6 kg (4.6 - 5.9 lbs.)
Power supply cord	2.5 m (8.2 ft)	2.5 m (8.2 ft)

Abrasive Disc, Pad, Head Cover, Side Grip, Lock Nut Wrench

Angle Grinder

1,100 W SJS II Angle Grinder, Anti-Restart Function, Mechanical Brake, Soft Start, Slide Switch



325 mm	GA4541R	GA5041R
Continuous rating input	1,100W	1,100W
Wheel Diameter	115 mm (4-1/2")	125 mm (5")
No Load Speed (RPM)	11,000	11,000
Vibration Level	Surface Grinding w/ Anti-Vibration Side Grip: 6.0 m/s ²	Surface Grinding w/ Anti-Vibration Side Grip: 6.0 m/s ²
Sound Pressure Level	84 dB(A)	84 dB(A)
Sound Power Level	95 dB(A)	95 dB(A)
Dimensions (L x W x H)	325x130x121 mm (12-3/4"x5-1/8"x4-3/4")	325x140x121 mm (12-3/4"x5-1/2"x4-3/4")
Net weight	2.7 - 3.0 kg (5.9 - 6.6 lbs.)	2.7 - 3.8 kg (5.9 - 8.4 lbs.)
Power supply cord	2.5 m (8.2 ft)	2.5 m (8.2 ft)

Depressed Center Wheel, Side Grip, Wheel Cover, Lock Nut Wrench

Angle Grinder

1,100 W SJS II Angle Grinder, Anti-Restart Function, Soft Start, Slide Switch



325 mm	GA4540R	GA5040R	GA6040R
Continuous rating input	1,100W	1,100W	1,100W
Wheel Diameter	115 mm (4-1/2")	125 mm (5")	150 mm (6")
No Load Speed (RPM)	11,000	11,000	9,000
Vibration Level	Surface Grinding w/ Anti-Vibration Side Grip: 6.0 m/s ²	Surface Grinding w/ Anti-Vibration Side Grip: 6.0 m/s ²	-
Sound Pressure Level	86 dB(A)	86 dB(A)	-
Sound Power Level	97 dB(A)	97 dB(A)	-
Dimensions (L x W x H)	303x130x116 mm (11-7/8"x5-1/8"x4-9/16")	303x140x116 mm (11-7/8"x5-1/2"x4-9/16")	303x171x116 mm (11-7/8"x6-3/4"x4-9/16")
Net weight	2.4 - 2.8 kg (5.4 - 6.1 lbs.)	2.5 - 3.6 kg (5.4 - 8.0 lbs.)	2.5 - 2.9 kg (5.5 - 6.4 lbs.)
Power supply cord	2.5 m (8.2 ft)	2.5 m (8.2 ft)	2.5 m (8.2 ft)

Depressed Center Wheel, Side Grip, Wheel Cover, Lock Nut Wrench

Angle Grinder

1,100 W SJS II Angle Grinder, Slide Switch



325 $\frac{mm}{mm}$	GA4040	GA4540	GA5040	GA6040
Continuous rating input	1,100W	1,100W	1,100W	1,100W
Wheel Diameter	100 mm (4")	115 mm (4-1/2")	125 mm (5")	150 mm (6")
No Load Speed (RPM)	11,000	11,000	11,000	9,000
Vibration Level	Surface Grinding w/ Anti-Vibration Side Grip: 5.5 m/s ²	Surface Grinding w/ Anti-Vibration Side Grip: 6.0 m/s ²	Surface Grinding w/ Anti-Vibration Side Grip: 6.0 m/s ²	-
	Disc Sanding w/ Anti-Vibration Side Grip: 2.5 m/s ² or less	Disc Sanding w/ Anti-Vibration Side Grip: 2.5 m/s ² or less	Disc Sanding w/ Anti-Vibration Side Grip: 2.5 m/s ² or less	-
Sound Pressure Level	86 dB(A)	86 dB(A)	86 dB(A)	-
Sound Power Level	97 dB(A)	97 dB(A)	97 dB(A)	-
Dimensions (L x W x H)	303x117x111 mm (11-7/8"x4-5/8"x4-3/8")	303x130x116 mm (11-7/8"x5-1/8"x4-9/16")	303x140x116 mm (11-7/8"x5-1/2"x4-9/16")	303x171x116 mm (11-7/8"x6-3/4"x4-9/16")
Net weight	2.2 - 2.5 kg (4.9 - 5.6 lbs.)	2.3 - 2.7 kg (5.2 - 5.9 lbs.)	2.4 - 3.5 kg (5.2 - 7.8 lbs.)	2.4 - 2.8 kg (5.3 - 6.2 lbs.)
Power supply cord	2.5 m (8.2 ft)	2.5 m (8.2 ft)	2.5 m (8.2 ft)	2.5 m (8.2 ft)

Depressed Center Wheel, Side Grip, Wheel Cover, Lock Nut Wrench



Angle Grinder

1,100 W SJS Angle Grinder, Anti-Restart Function, Soft Start, Slide Switch



325 $\frac{mm}{mm}$	9564HR	9565HR
Continuous rating input	1,100W	1,100W
Wheel Diameter	115 mm (4-1/2")	125 mm (5")
No Load Speed (RPM)	12,000	12,000
Vibration Level	Surface Grinding w/ Anti-Vibration Side Grip: 8.0 m/s ²	Surface Grinding w/ Anti-Vibration Side Grip: 7.5 m/s ²
	Disc Sanding: 2.5 m/s ² or less	Disc Sanding: 2.5 m/s ² or less
Sound Pressure Level	84 dB(A)	84 dB(A)
Sound Power Level	95 dB(A)	95 dB(A)
Dimensions (L x W x H)	299x130x111 mm (11-3/4"x5-1/8"x4-3/8")	299x140x111 mm (11-3/4"x5-1/2"x4-3/8")
Net weight	2.4 - 2.7 kg (5.2 - 5.8 lbs.)	2.4 - 3.5 kg (5.2 - 7.6 lbs.)
Power supply cord	2.5 m (8.2 ft)	2.5 m (8.2 ft)

Depressed Center Wheel, Side Grip, Wheel Cover, Lock Nut Wrench



Angle Grinder

1,100 W SJS Angle Grinder, Slide Switch



325 $\frac{mm}{mm}$	9564H	9565H
Continuous rating input	1,100W	1,100W
Wheel Diameter	115 mm (4-1/2")	125 mm (5")
No Load Speed (RPM)	12,000	12,000
Vibration Level	Surface Grinding w/ Anti-Vibration Side Grip: 8.0 m/s ²	Surface Grinding w/ Anti-Vibration Side Grip: 7.5 m/s ²
	Disc Sanding: 2.5 m/s ² or less	Disc Sanding: 2.5 m/s ² or less
Sound Pressure Level	84 dB(A)	84 dB(A)
Sound Power Level	95 dB(A)	95 dB(A)
Dimensions (L x W x H)	299x129x103 mm (11-3/4"x5-1/16"x4")	299x139x103 mm (11-3/4"x5-1/2"x4")
Net weight	2.3 - 2.6 kg (5.1 - 5.7 lbs.)	2.3 - 3.4 kg (5.1 - 7.5 lbs.)
Power supply cord	2.5 m (8.2 ft)	2.5 m (8.2 ft)

Depressed Center Wheel, Side Grip, Wheel Cover, Lock Nut Wrench



Angle Grinder

1,100 W SJS Angle Grinder, Paddle Switch



325 $\frac{mm}{mm}$	9564P	9565P
Continuous rating input	1,100W	1,100W
Wheel Diameter	115 mm (4-1/2")	125 mm (5")
No Load Speed (RPM)	12,000	12,000
Vibration Level	Surface Grinding: 9.5 m/s ²	Surface Grinding: 9.5 m/s ²
	Disc Sanding: 2.5 m/s ² or less	Disc Sanding: 2.5 m/s ² or less
Sound Pressure Level	85 dB(A)	85 dB(A)
Sound Power Level	96 dB(A)	96 dB(A)
Dimensions (L x W x H)	307x129x103 mm (12-1/8"x5-1/8"x4")	307x139x103 mm (12-1/8"x5-1/2"x4")
Net weight	2.4 - 2.7 kg (5.3 - 5.9 lbs.)	2.4 - 2.7 kg (5.3 - 5.9 lbs.)
Power supply cord	2.5 m (8.2 ft)	2.5 m (8.2 ft)

Side Grip, Wheel Cover, Lock Nut Wrench



Angle Grinder

1,050 W SJS Angle Grinder, Large Trigger Switch



303 $\frac{mm}{mm}$	GA5021	GA5011	GA6021
Continuous rating input	1,050W	1,050W	1,050W
Wheel Diameter	125 mm (5")	125 mm (5")	150 mm (6")
No Load Speed (RPM)	12,000	12,000	10,000
Vibration Level	Surface Grinding: 13.5 m/s ²	Surface Grinding: 13.5 m/s ²	Surface Grinding: 6.5 m/s ²
	Disc Sanding: 2.5 m/s ² or less	-	Disc Sanding: 2.5 m/s ²
Sound Pressure Level	89 dB(A)	90 dB(A)	89 dB(A)
Sound Power Level	100 dB(A)	101 dB(A)	100 dB(A)
Dimensions (L x W x H)	384x139x120 mm (15-1/8"x5-1/2"x4-3/4")	384x139x113 mm (15-1/8"x5-1/2"x4-7/16")	384x172x120 mm (15-1/8"x6-3/4"x4-3/4")
Net weight	2.7 - 3.9 kg (6.0 - 8.6 lbs.)	2.6 - 3.8 kg (5.8 - 8.4 lbs.)	2.8 - 3.2 kg (6.1 - 7.1 lbs.)
Power supply cord	2.5 m (8.2 ft)	2.5 m (8.2 ft)	2.5 m (8.2 ft)

Depressed Center Wheel, Side Grip, Wheel Cover, Lock Nut Wrench



Angle Grinder

1,050 W SJS Angle Grinder, Finger Trigger Switch




303 $\frac{mm}{mm}$	GA5020	GA5010	GA6020	GA6010
Continuous rating input	1,050W	1,050W	1,050W	1,050W
Wheel Diameter	125 mm (5")	125 mm (5")	150 mm (6")	150 mm (6")
No Load Speed (RPM)	12,000	12,000	10,000	10,000
Vibration Level	Surface Grinding: 9.0 m/s ²	9.5 m/s ²	Surface Grinding: 10.0 m/s ²	Surface Grinding: 9.5 m/s ²
	Disc Sanding: 2.5 m/s ² or less	Disc Sanding: 2.5 m/s ² or less	Disc Sanding: 2.5 m/s ² or less	Disc Sanding: 2.5 m/s ²
Sound Pressure Level	89 dB(A)	89 dB(A)	89 dB(A)	90 dB(A)
Sound Power Level	100 dB(A)	100 dB(A)	100 dB(A)	101 dB(A)
Dimensions (L x W x H)	356x139x120 mm (14"x5-1/2"x4-3/4")	356x139x112 mm (14"x5-1/2"x4-3/8")	356x169x120 mm (14"x6-5/8"x4-3/4")	356x169x112 mm (14"x6-5/8"x4-3/8")
Net weight	2.7 - 3.9 kg (6.0 - 8.6 lbs.)	2.6 - 3.8 kg (5.8 - 8.4 lbs.)	2.8 - 3.2 kg (6.1 - 7.1 lbs.)	2.7 - 3.1 kg (5.9 - 6.9 lbs.)
Power supply cord	2.5 m (8.2 ft)	2.5 m (8.2 ft)	2.5 m (8.2 ft)	2.5 m (8.2 ft)

Depressed Center Wheel, Side Grip, Wheel Cover, Lock Nut Wrench



Angle Grinder

840 W Angle Grinder, Slide Switch


325 	9556NB	9556HN	9557NB	9557HN
Continuous rating input	840W	840W	840W	840W
Wheel Diameter	100 mm (4")	100 mm (4")	115 mm (4-1/2")	115 mm (4-1/2")
No Load Speed (RPM)	11,000	11,000	11,000	11,000
Vibration Level	Surface Grinding: 7.5 m/s ² Disc Sanding: 2.5 m/s ² or less	-	Surface Grinding: 7.5 m/s ² Disc Sanding: 2.5 m/s ² or less	Surface Grinding: 7.5 m/s ² Disc Sanding: 2.5 m/s ² or less
Sound Pressure Level	85 dB(A)	-	86 dB(A)	86 dB(A)
Sound Power Level	96 dB(A)	-	97 dB(A)	97 dB(A)
Dimensions (L x W x H)	271x118x97 mm (10-5/8"x4-5/8"x3-13/16")	271x118x97 mm (10-5/8"x4-5/8"x3-13/16")	271x129x106 mm (10-5/8"x5-1/8"x4-3/16")	271x129x106 mm (10-5/8"x5-1/8"x4-3/16")
Net weight	1.6 - 2.0 kg (3.5 - 4.4 lbs.)	1.6 - 2.0 kg (3.6 - 4.4 lbs.)	1.7 - 2.1 kg (3.8 - 4.7 lbs.)	1.7 - 2.2 kg (3.8 - 4.8 lbs.)
Power supply cord	2.5 m (8.2 ft.)	2.5 m (8.2 ft.)	2.5 m (8.2 ft.)	2.5 m (8.2 ft.)



Depressed Center Wheel, Side Grip, Wheel Cover, Lock Nut Wrench

Angle Grinder

840 W Angle Grinder, Slide Switch

325 	9558NB	9558HN	9556HB
Continuous rating input	840W	840W	840W
Wheel Diameter	125 mm (5")	125 mm (5")	100 mm (4")
No Load Speed (RPM)	11,000	11,000	11,000
Vibration Level	Surface Grinding: 8.5 m/s ² Disc Sanding: 2.5 m/s ²	Surface Grinding: 8.5 m/s ² Disc Sanding: 2.5 m/s ² or less	-
Sound Pressure Level	86 dB(A)	86 dB(A)	-
Sound Power Level	97 dB(A)	97 dB(A)	-
Dimensions (L x W x H)	271x139x106 mm (10-5/8"x5-1/2"x4-3/16")	271x139x106 mm (10-5/8"x5-1/2"x4-3/16")	271x118x97 mm (10-5/8"x4-5/8"x3-13/16")
Net weight	1.7 - 3.2 kg (3.8 - 6.6 lbs.)	1.7 - 3.0 kg (3.8 - 6.6 lbs.)	1.6 - 2.0 kg (3.8 - 4.4 lbs.)
Power supply cord	2.5 m (8.2 ft.)	2.5 m (8.2 ft.)	2.5 m (8.2 ft.)




9556HB: Toggle Switch

Depressed Center Wheel, Side Grip, Wheel Cover, Lock Nut Wrench

Angle Grinder

840 W Angle Grinder, Anti-Restart Function, Soft Start, Slide Switch


325 	9557NBR	9557HNR	9558NBR	9558HNR
Continuous rating input	840W	840W	840W	840W
Wheel Diameter	115 mm (4-1/2")	115 mm (4-1/2")	125 mm (5")	125 mm (5")
No Load Speed (RPM)	11,000	11,000	11,000	11,000
Vibration Level	Surface Grinding: 7.5 m/s ² Disc Sanding: 2.5 m/s ² or less	Surface Grinding: 7.5 m/s ² Disc Sanding: 2.5 m/s ² or less	Surface Grinding: 8.5 m/s ² Disc Sanding: 2.5 m/s ² or less	Surface Grinding: 8.5 m/s ² Disc Sanding: 2.5 m/s ² or less
Sound Pressure Level	86 dB(A)	86 dB(A)	86 dB(A)	86 dB(A)
Sound Power Level	97 dB(A)	97 dB(A)	97 dB(A)	97 dB(A)
Dimensions (L x W x H)	271x130x106 mm (10-5/8"x5-1/8"x4-3/16")	271x130x106 mm (10-5/8"x5-1/8"x4-3/16")	271x140x106 mm (10-5/8"x5-1/2"x4-3/16")	271x140x106 mm (10-5/8"x5-1/2"x4-3/16")
Net weight	1.7 - 2.4 kg (3.8 - 5.3 lbs.)	1.7 - 2.4 kg (3.8 - 5.3 lbs.)	1.7 - 3.2 kg (3.8 - 7 lbs.)	1.7 - 3.2 kg (3.8 - 7 lbs.)
Power supply cord	2.5 m (8.2 ft.)	2.5 m (8.2 ft.)	2.5 m (8.2 ft.)	2.5 m (8.2 ft.)



Depressed Center Wheel, Side Grip, Wheel Cover, Lock Nut Wrench

Angle Grinder

840 W Angle Grinder, Paddle Switch


325 	9556PB	9556HP	9557PB	9557HP
Continuous rating input	840W	840W	840W	840W
Wheel Diameter	100 mm (4")	100 mm (4")	115 mm (4-1/2")	115 mm (4-1/2")
No Load Speed (RPM)	11,000	11,000	11,000	11,000
Vibration Level	Surface Grinding: 7.5 m/s ² Disc Sanding: 2.5 m/s ² or less	Surface Grinding: 7.5 m/s ² Disc Sanding: 2.5 m/s ² or less	Surface Grinding: 7.0 m/s ² Disc Sanding: 2.5 m/s ² or less	Surface Grinding: 7.0 m/s ² Disc Sanding: 2.5 m/s ² or less
Sound Pressure Level	85 dB(A)	85 dB(A)	85 dB(A)	85 dB(A)
Sound Power Level	96 dB(A)	96 dB(A)	96 dB(A)	96 dB(A)
Dimensions (L x W x H)	273x118x97 mm (10-3/4"x4-5/8"x3-13/16")	273x118x97 mm (10-3/4"x4-5/8"x3-13/16")	273x129x106 mm (10-3/4"x5-1/8"x4-3/16")	273x129x106 mm (10-3/4"x5-1/8"x4-3/16")
Net weight	1.6 - 2.0 kg (3.6 - 4.5 lbs.)	1.7 - 2.0 kg (3.7 - 4.5 lbs.)	1.8 - 2.2 kg (3.9 - 4.8 lbs.)	1.7 - 2.2 kg (3.7 - 4.9 lbs.)
Power supply cord	2.5 m (8.2 ft.)	2.5 m (8.2 ft.)	2.5 m (8.2 ft.)	2.5 m (8.2 ft.)



Depressed Center Wheel, Side Grip, Wheel Cover, Lock Nut Wrench

Angle Grinder

840 W Angle Grinder, Paddle Switch


325 	9558PB	9558HP
Continuous rating input	840W	840W
Wheel Diameter	125 mm (5")	125 mm (5")
No Load Speed (RPM)	11,000	11,000
Vibration Level	Surface Grinding: 9.0 m/s ² Disc Sanding: 2.5 m/s ² or less	Surface Grinding: 9.0 m/s ² Disc Sanding: 2.5 m/s ² or less
Sound Pressure Level	86 dB(A)	86 dB(A)
Sound Power Level	97 dB(A)	97 dB(A)
Dimensions (L x W x H)	273x139x106 mm (10-3/4"x5-1/2"x4-3/16")	273x139x106 mm (10-3/4"x5-1/2"x4-3/16")
Net weight	1.8 - 3.0 kg (3.9 - 6.7 lbs.)	1.8 - 3.0 kg (3.9 - 6.7 lbs.)
Power supply cord	2.5 m (8.2 ft.)	2.5 m (8.2 ft.)



Depressed Center Wheel, Side Grip, Wheel Cover, Lock Nut Wrench

Angle Grinder

720 W Angle Grinder, Toggle Switch

459 	GA4031	GA4032
Continuous rating input	720W	720W
Wheel Diameter	100 mm (4")	100 mm (4")
No Load Speed (RPM)	11,000	9,000
Dimensions (L x W x H)	259x118x104 mm (10-1/4"x4-5/8"x4-1/8")	259x118x104 mm (10-1/4"x4-5/8"x4-1/8")
Net weight	1.71 - 2.00 kg (3.77 - 4.41 lbs.)	1.67 - 1.96 kg (3.68 - 4.32 lbs.)
Power supply cord	2.5 m (8.2 ft.)	2.5 m (8.2 ft.)




Depressed Center Wheel, Wheel Cover, Lock Nut Wrench

Angle Grinder

720 W Angle Grinder, Anti-Restart Function, Soft Start, Slide Switch



459 	GA4030R	GA4530R	GA5030R
Continuous rating input	720W	720W	720W
Wheel Diameter	100 mm (4")	115 mm (4-1/2")	125 mm (5")
No Load Speed (RPM)	11,000	11,000	11,000
Vibration Level	Surface Grinding: 7.0 m/s ² Disc Sanding: 2.5 m/s ² or less	Surface Grinding: 7.5 m/s ² Disc Sanding: 2.5 m/s ² or less	Surface Grinding: 8.5 m/s ² Disc Sanding: 2.5 m/s ² or less
Sound Pressure Level	85 dB(A)	85 dB(A)	85 dB(A)
Sound Power Level	96 dB(A)	96 dB(A)	96 dB(A)
Dimensions (L x W x H)	266x118x102 mm (10-1/2"x4-5/8"x4")	266x130x108 mm (10-1/2"x5-1/2"x4-1/4")	266x140x108 mm (10-1/2"x5-1/2"x4-1/4")
Net weight	1.72 - 2.01 kg (3.79 - 4.43 lbs.)	1.88 - 2.22 kg (4.14 - 4.89 lbs.)	1.91 - 3.06 kg (4.21 - 6.75 lbs.)
Power supply cord	2.5 m (8.2 ft)	2.5 m (8.2 ft)	2.5 m (8.2 ft)




Depressed Center Wheel, Side Grip, Wheel Cover, Lock Nut Wrench

Angle Grinder

720 W Angle Grinder, Slide Switch



459 	GA4030	GA4530	GA5030
Continuous rating input	720W	720W	720W
Wheel Diameter	100 mm (4")	115 mm (4-1/2")	125 mm (5")
No Load Speed (RPM)	11,000	11,000	11,000
Vibration Level	Surface Grinding: 7.0 m/s ² Disc Sanding: 2.5 m/s ² or less	Surface Grinding: 7.5 m/s ² Disc Sanding: 2.5 m/s ²	Surface Grinding: 8.5 m/s ² Disc Sanding: 2.5 m/s ² or less
Sound Pressure Level	85 dB(A)	85 dB(A)	85 dB(A)
Sound Power Level	96 dB(A)	96 dB(A)	96 dB(A)
Dimensions (L x W x H)	266x117x95 mm (10-1/2"x4-5/8"x3-3/4")	266x128x103 mm (10-1/2"x5"x4-1/16")	266x138x103 mm (10-1/2"x5-7/16"x4-1/16")
Net weight	1.73 - 2.02 kg (3.81 - 4.45 lbs.)	1.89 - 2.23 kg (4.17 - 4.91 lbs.)	1.92 - 3.07 kg (4.23 - 6.77 lbs.)
Power supply cord	2.5 m (8.2 ft)	2.5 m (8.2 ft)	2.5 m (8.2 ft)




Depressed Center Wheel, Side Grip, Wheel Cover, Lock Nut Wrench

Angle Grinder

720 W Angle Grinder, Paddle Switch



459 	GA4034	GA4534	GA5034
Continuous rating input	720W	720W	720W
Wheel Diameter	100 mm (4")	115 mm (4-1/2")	125 mm (5")
No Load Speed (RPM)	11,000	11,000	11,000
Vibration Level	Surface Grinding: 7.5 m/s ² Disc Sanding: 2.5 m/s ² or less	Surface Grinding: 8.0 m/s ² Disc Sanding: 2.5 m/s ²	Surface Grinding: 8.0 m/s ² Disc Sanding: 2.5 m/s ² or less
Sound Pressure Level	86 dB(A)	86 dB(A)	86 dB(A)
Sound Power Level	97 dB(A)	97 dB(A)	97 dB(A)
Dimensions (L x W x H)	265x118x95 mm (10-3/8"x4-5/8"x3-3/4")	265x128x103 mm (10-3/8"x5"x4-1/16")	265x139x103 mm (10-3/8"x5-1/2"x4-1/16")
Net weight	1.77 - 2.06 kg (3.90 - 4.54 lbs.)	1.98 - 2.31 kg (4.37 - 5.09 lbs.)	2.00 - 3.15 kg (4.41 - 6.94 lbs.)
Power supply cord	2.5 m (8.2 ft)	2.5 m (8.2 ft)	2.5 m (8.2 ft)




Depressed Center Wheel, Side Grip, Wheel Cover, Lock Nut Wrench

Angle Grinder

710 W Angle Grinder, Slide Switch



325 	9553HN	9554HN	9555HN
Continuous rating input	710W	710W	710W
Wheel Diameter	100 mm (4")	115 mm (4-1/2")	125 mm (5")
No Load Speed (RPM)	11,000	10,000	10,000
Vibration Level	-	Surface Grinding: 7.0 m/s ² Disc Sanding: 2.5 m/s ² or less	Surface Grinding: 8.5 m/s ² Disc Sanding: 2.5 m/s ² or less
Sound Pressure Level	-	85 dB(A)	85 dB(A)
Sound Power Level	-	96 dB(A)	96 dB(A)
Dimensions (L x W x H)	258x118x97 mm (10-1/8"x4-5/8"x3-13/16")	258x129x106 mm (10-1/8"x5-1/8"x4-3/16")	258x139x106 mm (10-1/8"x5-1/2"x4-3/16")
Net weight	1.5 - 1.8 kg (3.2 - 4.1 lbs.)	1.6 - 2.0 kg (3.5 - 4.4 lbs.)	1.6 - 2.9 kg (3.5 - 6.3 lbs.)
Power supply cord	2.5 m (8.2 ft)	2.5 m (8.2 ft)	2.5 m (8.2 ft)




Depressed Center Wheel, Side Grip, Wheel Cover, Lock Nut Wrench

Angle Grinder

710 W Angle Grinder, Toggle Switch



325 	9553B	9553HB
Continuous rating input	710W	710W
Wheel Diameter	100 mm (4")	100 mm (4")
No Load Speed (RPM)	11,000	11,000
Dimensions (L x W x H)	258x118x97 mm (10-1/8"x4-5/8"x3-13/16")	258x118x97 mm (10-1/8"x4-5/8"x3-13/16")
Net weight	1.5 - 1.9 kg (3.3 - 4.1 lbs.)	1.5 - 1.9 kg (3.3 - 4.1 lbs.)
Power supply cord	2.5 m (8.2 ft)	2.5 m (8.2 ft)




Depressed Center Wheel, Wheel Cover, Lock Nut Wrench

Angle Grinder

570 W Angle Grinder, Toggle Switch



411 	9500NB	N9500N
Continuous rating input	570W	570W
Wheel Diameter	100 mm (4")	100 mm (4")
No Load Speed (RPM)	12,000	12,000
Overall Length	253 mm (10")	245 mm (9-5/8")
Net weight	1.9 kg (3.5 - 4.3 lbs.)	1.6 - 1.9 kg (3.5 - 4.2 lbs.)
Power supply cord	2.5 m (8.2 ft)	2.5 m (8.2 ft)

▼ 9500NB



Depressed Center Wheel, Wheel Cover, Lock Nut Wrench

Angle Grinder

2,600 W Angle Grinder, Anti-Restart Function, Soft Start, Large Trigger Switch



	204	GA7040R	GA9040R
Continuous rating input		2,600W	2,600W
Wheel Diameter		180 mm (7")	230 mm (9")
No Load Speed (RPM)		8,500	6,600
Vibration Level		Surface Grinding: 7.0 m/s ² Disc Sanding: 3.0 m/s ²	Surface Grinding: 6.0 m/s ² Disc Sanding: 2.5 m/s ² or less
Sound Pressure Level		90 dB(A)	90 dB(A)
Sound Power Level		101 dB(A)	101 dB(A)
Dimensions (L x W x H)		503x200x140 mm (19-3/4"x7-7/8"x5-1/2")	503x250x140 mm (19-3/4"x9-7/8"x5-1/2")
Net weight		6.48 - 6.98 kg (14.3 - 15.4 lbs.)	6.69 - 8.98 kg (14.8 - 19.6 lbs.)
Power supply cord		2.5 m (8.2 ft)	2.5 m (8.2 ft)



Side Grip, Wheel Cover, Lock Nut Wrench

Angle Grinder

2,600 W Angle Grinder, Soft Start, Large Trigger Switch



	204	GA7040S	GA9040S
Continuous rating input		2,600W	2,600W
Wheel Diameter		180 mm (7")	230 mm (9")
No Load Speed (RPM)		8,500	6,600
Vibration Level		Surface Grinding: 7.5 m/s ² Disc Sanding: 2.5 m/s ²	Surface Grinding: 5.5 m/s ² Disc Sanding: 2.5 m/s ² or less
Sound Pressure Level		90 dB(A)	90 dB(A)
Sound Power Level		101 dB(A)	101 dB(A)
Dimensions (L x W x H)		511x200x140 mm (20-1/8"x7-7/8"x5-1/2")	503x250x140 mm (19-3/4"x9-7/8"x5-1/2")
Net weight		6.45 - 6.95 kg (14.2 - 15.3 lbs.)	6.65 - 8.94 kg (14.7 - 19.7 lbs.)
Power supply cord		2.5 m (8.2 ft)	2.5 m (8.2 ft)



Side Grip, Wheel Cover, Lock Nut Wrench

Angle Grinder

2,600 W Angle Grinder, Large Trigger Switch



	204	GA9040
Continuous rating input		2,600W
Wheel Diameter		230 mm (9")
No Load Speed (RPM)		6,600
Sound Pressure Level		90 dB(A)
Sound Power Level		101 dB(A)
Dimensions (L x W x H)		503x250x140 mm (19-3/4"x9-7/8"x5-1/2")
Net weight		6.62 - 8.91 kg (14.6 - 19.6 lbs.)
Power supply cord		2.5 m (8.2 ft)



Side Grip, Wheel Cover, Lock Nut Wrench

Angle Grinder

2,400 W Angle Grinder, Anti-Restart Function, Soft Start, Large Trigger Switch



	204	GA7030R	GA9030R
Continuous rating input		2,400W	2,400W
Wheel Diameter		180 mm (7")	230 mm (9")
No Load Speed (RPM)		8,500	6,600
Vibration Level		Surface Grinding: 6.5 m/s ² Disc Sanding: 3.5 m/s ²	Surface Grinding: 5.5 m/s ² Disc Sanding: 2.5 m/s ² or less
Sound Pressure Level		90 dB(A)	90 dB(A)
Sound Power Level		101 dB(A)	101 dB(A)
Dimensions (L x W x H)		503x200x140 mm (19-3/4"x7-7/8"x5-1/2")	503x250x140 mm (19-3/4"x9-7/8"x5-1/2")
Net weight		6.17 - 6.67 kg (13.6 - 14.7 lbs.)	6.36 - 8.65 kg (14.0 - 19.1 lbs.)
Power supply cord		2.5 m (8.2 ft)	2.5 m (8.2 ft)



Side Grip, Wheel Cover, Lock Nut Wrench

Angle Grinder

2,400 W Angle Grinder, Soft Start, Large Trigger Switch



	204	GA7030S	GA9030S
Continuous rating input		2,400W	2,400W
Wheel Diameter		180 mm (7")	230 mm (9")
No Load Speed (RPM)		8,500	6,600
Vibration Level		Surface Grinding: 6.5 m/s ² Disc Sanding: 2.5 m/s ²	Surface Grinding: 6.5 m/s ² Disc Sanding: 2.5 m/s ² or less
Sound Pressure Level		89 dB(A)	90 dB(A)
Sound Power Level		100 dB(A)	101 dB(A)
Dimensions (L x W x H)		511x200x140 mm (20-1/8"x7-7/8"x5-1/2")	503x250x140 mm (19-3/4"x9-7/8"x5-1/2")
Net weight		6.11 - 6.61 kg (13.5 - 14.6 lbs.)	6.27 - 8.56 kg (13.8 - 18.9 lbs.)
Power supply cord		2.5 m (8.2 ft)	2.5 m (8.2 ft)



Side Grip, Wheel Cover, Lock Nut Wrench

Angle Grinder

2,400 W Angle Grinder, Large Trigger Switch



	204	GA7030	GA9030
Continuous rating input		2,400W	2,400W
Wheel Diameter		180 mm (7")	230 mm (9")
No Load Speed (RPM)		8,500	6,600
Vibration Level		Surface Grinding: 6.5 m/s ² Disc Sanding: 2.5 m/s ²	Surface Grinding: 6.5 m/s ² Disc Sanding: 2.5 m/s ² or less
Sound Pressure Level		89 dB(A)	90 dB(A)
Sound Power Level		100 dB(A)	101 dB(A)
Dimensions (L x W x H)		511x200x140 mm (20-1/8"x7-7/8"x5-1/2")	503x250x140 mm (19-3/4"x9-7/8"x5-1/2")
Net weight		6.06 - 6.56 kg (13.36 - 14.46 lbs.)	6.26 - 8.55 kg (13.8 - 18.9 lbs.)
Power supply cord		2.5 m (8.2 ft)	2.5 m (8.2 ft)



Side Grip, Wheel Cover, Lock Nut Wrench

Angle Grinder

2,400 W Angle Grinder, AC/DC Trigger Switch



204	GA7031	GA9031
Continuous rating input	2,400W	2,400W
Wheel Diameter	180 mm (7")	230 mm (9")
No Load Speed (RPM)	8,500	6,600
Dimensions (L x W x H)	504x200x140 mm (19-7/8"x7-7/8"x5-1/2")	504x250x140 mm (19-7/8"x9-7/8"x5-1/2")
Net weight	5.93 - 6.43 kg (13.1 - 14.2 lbs.)	6.13 - 8.42 kg (13.5 - 18.6 lbs.)
Power supply cord	2.5 m (8.2 ft)	2.5 m (8.2 ft)



Side Grip, Wheel Cover, Lock Nut Wrench

Angle Grinder

2,200 W SJS II Angle Grinder, Anti-Restart Function, Soft Strat, Large Trigger Switch



218	GA7063R	GA9063R
Continuous rating input	2,200W	2,200W
Wheel Diameter	180 mm (7")	230 mm (9")
No Load Speed (RPM)	8,500	6,600
Vibration Level	Surface Grinding w/ Anti-Vibration Side Grip: 6.5 m/s ² Disc Sanding w/ Anti-Vibration Side Grip: 2.5 m/s ² or less	Surface Grinding w/ Anti-Vibration Side Grip: 5.5 m/s ² Disc Sanding w/ Anti-Vibration Side Grip: 2.5 m/s ² or less
Sound Pressure Level	91 dB(A)	91 dB(A)
Sound Power Level	102 dB(A)	102 dB(A)
Dimensions (L x W x H)	450x200x145 mm (17-3/4"x7-7/8"x5-3/4")	450x250x145 mm (17-3/4"x9-7/8"x5-3/4")
Net weight	5.70 - 6.21 kg (12.6 - 13.7 lbs.)	5.80 - 8.16 kg (12.8 - 18.0 lbs.)
Power supply cord	2.5 m (8.2 ft)	2.5 m (8.2 ft)

Abrasive Disc, Side Grip, Wheel Cover, Lock Nut Wrench

Angle Grinder

2,200 W SJS II D-Handle Angle Grinder, Large Trigger Switch



218	GA7063	GA9063
Continuous rating input	2,200W	2,200W
Wheel Diameter	180 mm (7")	230 mm (9")
No Load Speed (RPM)	8,500	6,600
Vibration Level	Surface Grinding w/ Anti-Vibration Side Grip: 6.5 m/s ² Disc Sanding w/ Anti-Vibration Side Grip: 2.5 m/s ² or less	Surface Grinding w/ Anti-Vibration Side Grip: 5.5 m/s ² Disc Sanding w/ Anti-Vibration Side Grip: 2.5 m/s ² or less
Sound Pressure Level	91 dB(A)	91 dB(A)
Sound Power Level	102 dB(A)	102 dB(A)
Dimensions (L x W x H)	450x200x145 mm (17-3/4"x7-7/8"x5-3/4")	450x250x145 mm (17-3/4"x9-7/8"x5-3/4")
Net weight	5.64 - 6.15 kg (12.4 - 13.6 lbs.)	5.75 - 8.11 kg (12.7 - 17.9 lbs.)
Power supply cord	2.5 m (8.2 ft)	2.5 m (8.2 ft)

Abrasive Disc, Side Grip, Wheel Cover, Lock Nut Wrench

Angle Grinder

2,200 W SJS II Angle Grinder, Anti-Restart Function, Soft Start, Large Trigger Switch



218	GA7061R	GA9061R
Continuous rating input	2,200W	2,200W
Wheel Diameter	180 mm (7")	230 mm (9")
No Load Speed (RPM)	8,500	6,600
Vibration Level	Surface Grinding w/ Anti-Vibration Side Grip: 6.5 m/s ² Disc Sanding w/ Anti-Vibration Side Grip: 2.5 m/s ²	Surface Grinding w/ Anti-Vibration Side Grip: 5.5 m/s ² Disc Sanding w/ Anti-Vibration Side Grip: 2.5 m/s ² or less
Sound Pressure Level	91 dB(A)	91 dB(A)
Sound Power Level	102 dB(A)	102 dB(A)
Dimensions (L x W x H)	450x200x145 mm (17-3/4"x7-7/8"x5-3/4")	450x250x145 mm (17-3/4"x9-7/8"x5-3/4")
Net weight	5.57 - 6.08 kg (12.3 - 13.4 lbs.)	5.68 - 8.04 kg (12.5 - 17.7 lbs.)
Power supply cord	2.5 m (8.2 ft)	2.5 m (8.2 ft)

Side Grip, Wheel Cover, Lock Nut Wrench

Angle Grinder

2,200 W SJS II Angle Grinder, Large Trigger Switch



218	GA7061	GA9061
Continuous rating input	2,200W	2,200W
Wheel Diameter	180 mm (7")	230 mm (9")
No Load Speed (RPM)	8,500	6,600
Vibration Level	Surface Grinding w/ Anti-Vibration Side Grip: 6.5 m/s ² Disc Sanding w/ Anti-Vibration Side Grip: 2.5 m/s ²	Surface Grinding w/ Anti-Vibration Side Grip: 5.5 m/s ² Disc Sanding w/ Anti-Vibration Side Grip: 2.5 m/s ² or less
Sound Pressure Level	91 dB(A)	91 dB(A)
Sound Power Level	102 dB(A)	102 dB(A)
Dimensions (L x W x H)	450x200x145 mm (17-3/4"x7-7/8"x5-3/4")	450x250x145 mm (17-3/4"x9-7/8"x5-3/4")
Net weight	5.53 - 6.04 kg (12.2 - 13.3 lbs.)	5.63 - 7.99 kg (12.4 - 17.6 lbs.)
Power supply cord	2.5 m (8.2 ft)	2.5 m (8.2 ft)

Side Grip, Wheel Cover, Lock Nut Wrench

Angle Grinder

2,200 W D-Handle Angle Grinder, Anti-Restart Function, Soft Start, Large Trigger Switch



218	GA7062R	GA9062R
Continuous rating input	2,200W	2,200W
Wheel Diameter	180 mm (7")	230 mm (9")
No Load Speed (RPM)	8,500	6,600
Vibration Level	Surface Grinding w/ Anti-Vibration Side Grip: 7.5 m/s ² Disc Sanding w/ Anti-Vibration Side Grip: 2.5 m/s ²	Surface Grinding w/ Anti-Vibration Side Grip: 6.0 m/s ² Disc Sanding w/ Anti-Vibration Side Grip: 2.5 m/s ² or less
Sound Pressure Level	91 dB(A)	91 dB(A)
Sound Power Level	102 dB(A)	102 dB(A)
Dimensions (L x W x H)	450x200x144 mm (17-3/4"x7-7/8"x5-5/8")	450x250x144 mm (17-3/4"x9-7/8"x5-5/8")
Net weight	5.54 - 6.05 kg (12.2 - 13.3 lbs.)	5.65 - 8.01 kg (12.5 - 17.7 lbs.)
Power supply cord	2.5 m (8.2 ft)	2.5 m (8.2 ft)

Abrasive Disc, Side Grip, Wheel Cover, Lock Nut Wrench

Angle Grinder

2,200 W D-Handle Angle Grinder, Large Trigger Switch



218	GA7062	GA9062
Continuous rating input	2,200W	2,200W
Wheel Diameter	180 mm (7")	230 mm (9")
No Load Speed (RPM)	8,500	6,600
Vibration Level	Surface Grinding w/ Anti-Vibration Side Grip: 7.5 m/s ²	Surface Grinding w/ Anti-Vibration Side Grip: 6.0 m/s ²
	Disc Sanding w/ Anti-Vibration Side Grip: 2.5 m/s ²	Disc Sanding w/ Anti-Vibration Side Grip: 2.5 m/s ² or less
Sound Pressure Level	91 dB(A)	91 dB(A)
Sound Power Level	102 dB(A)	102 dB(A)
Dimensions (L x W x H)	450x200x144 mm (17-3/4"x7-7/8"x5-5/8")	450x250x144 mm (17-3/4"x9-7/8"x5-5/8")
Net weight	5.51 - 6.02 kg (12.2 - 13.3 lbs.)	5.61 - 7.97 kg (12.4 - 17.6 lbs.)
Power supply cord	2.5 m (8.2 ft.)	2.5 m (8.2 ft.)

Abrasive Disc, Side Grip, Wheel Cover, Lock Nut Wrench

Angle Grinder

2,200 W Angle Grinder, Anti-Restart Function, Soft Start, Large Trigger Switch



218	GA7060R	GA9060R
Continuous rating input	2,200W	2,200W
Wheel Diameter	180 mm (7")	230 mm (9")
No Load Speed (RPM)	8,500	6,600
Vibration Level	Surface Grinding w/ Anti-Vibration Side Grip: 7.5 m/s ²	Surface Grinding w/ Anti-Vibration Side Grip: 6.0 m/s ²
	Disc Sanding w/ Anti-Vibration Side Grip: 2.5 m/s ²	Disc Sanding w/ Anti-Vibration Side Grip: 2.5 m/s ² or less
Sound Pressure Level	91 dB(A)	91 dB(A)
Sound Power Level	102 dB(A)	102 dB(A)
Dimensions (L x W x H)	450x200x144 mm (17-3/4"x7-7/8"x5-5/8")	450x250x144 mm (17-3/4"x9-7/8"x5-5/8")
Net weight	5.42 - 5.93 kg (12 - 13.1 lbs.)	5.52 - 7.88 kg (12.8 - 17.4 lbs.)
Power supply cord	2.5 m (8.2 ft)	2.5 m (8.2 ft)

Side Grip, Wheel Cover, Lock Nut Wrench

Angle Grinder

2,200 W High Torque Angle Grinder, Large Trigger Switch



218	GA7064	GA7060	GA9060
Continuous rating input	2,200W	2,200W	2,200W
Wheel Diameter	180 mm (7")	180 mm (7")	230 mm (9")
No Load Speed (RPM)	6,600	8,500	6,600
Vibration Level	-	Surface Grinding w/ Anti-Vibration Side Grip: 7.5 m/s ²	Surface Grinding w/ Anti-Vibration Side Grip: 6.0 m/s ²
	-	Disc Sanding w/ Anti-Vibration Side Grip: 2.5 m/s ²	Disc Sanding w/ Anti-Vibration Side Grip: 2.5 m/s ² or less
Sound Pressure Level	-	91 dB(A)	91 dB(A)
Sound Power Level	-	102 dB(A)	102 dB(A)
Dimensions (L x W x H)	450x200x144 mm (17-3/4"x7-7/8"x5-5/8")	450x200x144 mm (17-3/4"x7-7/8"x5-5/8")	450x250x144 mm (17-3/4"x9-7/8"x5-5/8")
Net weight	5.34 - 5.85 kg (11.8 - 12.9 lbs.)	5.38 - 5.89 kg (11.9 - 13 lbs.)	5.5 - 7.86 kg (12.1 - 17.3 lbs.)
Power supply cord	2.5 m (8.2 ft.)	2.5 m (8.2 ft)	2.5 m (8.2 ft)

Side Grip, Wheel Cover, Lock Nut Wrench

Angle Grinder

2,200 W Angle Grinder, Anti-Restart Function, Soft Start, Large Trigger Switch



204	GA7020R	GA9020R
Continuous rating input	2,200W	2,200W
Wheel Diameter	180 mm (7")	230 mm (9")
No Load Speed (RPM)	8,500	6,600
Vibration Level	Surface Grinding: 8.0 m/s ²	Surface Grinding: 6.0 m/s ²
	Disc Sanding: 3.0 m/s ²	Disc Sanding: 2.5 m/s ² or less
Sound Pressure Level	90 dB(A)	90 dB(A)
Sound Power Level	101 dB(A)	101 dB(A)
Dimensions (L x W x H)	473x200x140 mm (18-5/8"x7-7/8"x5-1/2")	473x250x140 mm (18-5/8"x9-7/8"x5-1/2")
Net weight	5.66 - 6.16 kg (12.48 - 13.58 lbs.)	5.80 - 8.09 kg (12.8 - 17.8 lbs.)
Power supply cord	2.5 m (8.2 ft)	2.5 m (8.2 ft)

Side Grip, Wheel Cover, Lock Nut Wrench

Angle Grinder

2,200 W Angle Grinder, Soft Start, Large Trigger Switch



204	GA7020S	GA9020S
Continuous rating input	2,200W	2,200W
Wheel Diameter	180 mm (7")	230 mm (9")
No Load Speed (RPM)	8,500	6,600
Vibration Level	Surface Grinding w/ Anti-Vibration Side Grip: 8.0 m/s ²	Surface Grinding: 5.5 m/s ²
	Disc Sanding: 2.5 m/s ²	Disc Sanding: 2.5 m/s ² or less
Sound Pressure Level	89 dB(A)	89 dB(A)
Sound Power Level	100 dB(A)	100 dB(A)
Dimensions (L x W x H)	473x200x140 mm (18-5/8"x7-7/8"x5-1/2")	473x249x140 mm (18-5/8"x9-3/4"x5-1/2")
Net weight	5.69 - 6.19 kg (12.55 - 13.65 lbs.)	5.85 - 8.14 kg (12.9 - 18.0 lbs.)
Power supply cord	2.5 m (8.2 ft)	2.5 m (8.2 ft)

Side Grip, Wheel Cover, Lock Nut Wrench

Angle Grinder

2,200 W Angle Grinder, Large Trigger Switch



204	GA7020	GA7021	GA9020
Continuous rating input	2,200W	2,200W	2,200W
Wheel Diameter	180 mm (7")	180 mm (7")	230 mm (9")
No Load Speed (RPM)	8,500	6,600	6,600
Vibration Level	Surface Grinding w/ Anti-Vibration Side Grip: 8.0 m/s ²	Surface Grinding w/ Anti-Vibration Side Grip: 4.5 m/s ²	Surface Grinding: 5.5 m/s ²
	Disc Sanding: 2.5 m/s ²	Disc Sanding: 2.5 m/s ² or less	Disc Sanding: 2.5 m/s ² or less
Sound Pressure Level	89 dB(A)	89 dB(A)	89 dB(A)
Sound Power Level	100 dB(A)	100 dB(A)	100 dB(A)
Dimensions (L x W x H)	473x200x140 mm (18-5/8"x7-7/8"x5-1/2")	473x200x140 mm (18-5/8"x7-7/8"x5-1/2")	473x249x140 mm (18-5/8"x9-3/4"x5-1/2")
Net weight	5.56 - 6.06 kg (12.26 - 13.36 lbs.)	5.6 - 6.1 kg (12.35 - 13.45 lbs.)	5.76 - 8.05 kg (12.7 - 17.8 lbs.)
Power supply cord	2.5 m (8.2 ft)	2.5 m (8.2 ft)	2.5 m (8.2 ft)

Side Grip, Wheel Cover, Lock Nut Wrench

Angle Grinder

2,000 W Angle Grinder, Anti-Restart Function, Soft Start, Large Trigger Switch



204 mm	GA7050R	GA9050R
Continuous rating input	2,000W	2,000W
Wheel Diameter	180 mm (7")	230 mm (9")
No Load Speed (RPM)	8,500	6,600
Vibration Level	Surface Grinding: 6.5 m/s ² Disc Sanding: 4.0 m/s ²	Surface Grinding: 5.5 m/s ² Disc Sanding: 2.5 m/s ²
Sound Pressure Level	94 dB(A)	94 dB(A)
Sound Power Level	105 dB(A)	105 dB(A)
Dimensions (L x W x H)	455x200x132 mm (17-7/8"x7-7/8"x5-3/16")	455x250x132 mm (17-7/8"x9-7/8"x5-3/16")
Net weight	4.66 - 5.18 kg (10.3 - 11.4 lbs.)	4.82 - 7.12 kg (10.6 - 15.7 lbs.)
Power supply cord	2.5 m (8.2 ft)	2.5 m (8.2 ft)



Side Grip, Wheel Cover, Lock Nut Wrench

Angle Grinder

2,000 W Angle Grinder, Large Trigger Switch



204 mm	GA7050	GA9050
Continuous rating input	2,000W	2,000W
Wheel Diameter	180 mm (7")	230 mm (9")
No Load Speed (RPM)	8,500	6,600
Vibration Level	Surface Grinding: 6.5 m/s ² Disc Sanding: 4.0 m/s ²	Surface Grinding: 5.5 m/s ² Disc Sanding: 2.5 m/s ²
Sound Pressure Level	94 dB(A)	94 dB(A)
Sound Power Level	105 dB(A)	105 dB(A)
Dimensions (L x W x H)	432x200x132 mm (17"x7-7/8"x5-3/16")	432x250x132 mm (17"x9-7/8"x5-3/16")
Net weight	3.98 - 5.00 kg (8.8 - 11.0 lbs.)	4.64 - 6.94 kg (10.2 - 15.3 lbs.)
Power supply cord	2.5 m (8.2 ft)	2.5 m (8.2 ft)



Side Grip, Wheel Cover, Lock Nut Wrench

Angle Grinder

1,800 W Angle Grinder, Anti-Restart Function, Soft Start, Large Trigger Switch



204 mm	GA7012C	GA9012C
Continuous rating input	1,800W	1,800W
Wheel Diameter	180 mm (7")	230 mm (9")
No Load Speed (RPM)	8,400	6,000
Vibration Level	Surface Grinding: 7.0 m/s ² Disc Sanding: 3.5 m/s ²	Surface Grinding: 6.0 m/s ² Disc Sanding: 3.0 m/s ²
Sound Pressure Level	90 dB(A)	90 dB(A)
Sound Power Level	101 dB(A)	101 dB(A)
Dimensions (L x W x H)	453x200x137 mm (17-7/8"x7-7/8"x5-3/8")	453x250x137 mm (17-7/8"x9-7/8"x5-3/8")
Net weight	4.0 - 4.5 kg (8.82 - 9.92 lbs.)	4.37 - 6.66 kg (9.6 - 14.7 lbs.)
Power supply cord	2.5 m (8.2 ft)	2.5 m (8.2 ft)



Side Grip, Wheel Cover, Lock Nut Wrench

Angle Grinder

1,800 W Angle Grinder, Soft Start, Large Trigger Switch



204 mm	GA7010C	GA9010C
Continuous rating input	1,800W	1,800W
Wheel Diameter	180 mm (7")	230 mm (9")
No Load Speed (RPM)	8,400	6,000
Vibration Level	Surface Grinding: 9.5 m/s ² Disc Sanding: 2.5 m/s ²	Surface Grinding: 9.5 m/s ² Disc Sanding: 2.5 m/s ²
Sound Pressure Level	90 dB(A)	91 dB(A)
Sound Power Level	101 dB(A)	102 dB(A)
Dimensions (L x W x H)	453x200x137 mm (17-7/8"x7-7/8"x5-3/8")	453x250x137 mm (17-7/8"x9-7/8"x5-3/8")
Net weight	4.2 - 4.7 kg (9.26 - 10.36 lbs.)	4.36 - 6.65 kg (9.6 - 14.7 lbs.)
Power supply cord	2.5 m (8.2 ft)	2.5 m (8.2 ft)



Side Grip, Wheel Cover, Lock Nut Wrench



Grinding / Sanding

Product Comparison List Angle Grinder

Model No.				Continuous rating Input	Switch	Anti-restart function	SJS	SJS2	Variable Speed	Brake	Constant Speed	Soft Start
100mm	115mm	125mm	150mm									
		GA5021C	GA6021C	1,450W	Large trigger	•	•				•	•
		GA5020C	GA6020C	1,450W	Finger trigger	•	•				•	•
GA4041C	GA4541C	GA5041C		1,400W	Slide	•		•	•	•	•	•
GA4040C	GA4540C	GA5040C	GA6040C	1,400W	Slide	•		•	•		•	•
	GA4542C	GA5042C	GA6042C	1,400W	Slide			•	•		•	•
	GA4543C	GA5043C		1,400W	Slide			•	•	•	•	•
	9564CVR	9565CVR	9566CVR	1,400W	Slide	•	•		•		•	•
	9564CV	9565CV	9566CV	1,400W	Slide		•		•		•	•
	9564CR	9565CR	9566CR	1,400W	Slide	•	•				•	•
	9564C	9565C	9566C	1,400W	Slide		•				•	•
	9564PCV	9565PCV	9566PCV	1,400W	Paddle		•		•		•	•
	9564PC	9565PC	9566PC	1,400W	Paddle		•				•	•
		9565CVL / 9565CLR		1,400W	Slide	-/•	•		•		•	•
	9561CR / 9561CVR			1,200W	Slide	•	•		-/•		•	•
	GA4541R	GA5041R		1,100W	Slide	•		•		•		
	GA4541	GA5041		1,100W	Slide			•		•		
	GA4540R	GA5040R	GA6040R	1,100W	Slide	•		•				•
	GA4540R	GA5040R	GA6040R	1,100W	Slide	•		•				•
	9564HR	9565HR		1,100W	Slide	•	•					•
9563H	9564H	9565H		1,100W	Slide		•					
	9564P	9565P		1,100W	Paddle		•					
		GA5011 / GA5021	GA6021	1,050W	Large trigger		•					
		GA5010 / GA5020	GA6010 / GA6020	1,050W	Finger trigger		-/•					
9556NB / 9556HN	9557HN	9558HN		840W	Slide							
	9557NBR / 9557HNR	9558NBR / 9558HNR		840W	Slide	•						•
9556PB / 9556HP	9557PB / 9557HP	9558PB / 9558HP		840W	Paddle							
9556HB				840W	Toggle							
GA4031 / GA4032				720W	Toggle							
GA4030R	GA4530R	GA5030R		720W	Slide	•						•
GA4030	GA4530	GA5030		720W	Slide							
GA4034	GA4534	GA5034		720W	Paddle							
9553HN	9554HN	9555HN		710W	Slide							
9553B / 9553HB				710W	Toggle							
9500NB / N9500N				570W	Toggle							
Model No.				Continuous rating Input	Switch	Anti-restart function	Constant Speed	SJS2	Torque Limiter	Soft Start		
180mm	230mm											
GA7040R	GA9040R			2,600W	Large trigger	•			•	•		
GA7040S	GA9040S / GA9040			2,600W	Large trigger				•	•/-		
GA7030R	GA9030R			2,400W	Large trigger	•			•	•		
GA7030S / GA7030	GA9030S / GA9030			2,400W	Large trigger				•	•/-		
GA7031	GA9031			2,400W	AC / DC trigger				•			
GA7061R / GA7063R	GA9061R / GA9063R			2,200W	Large trigger		•		•	•		
GA7061 / GA7063	GA9061 / GA9063			2,200W	Large trigger				•			
GA7061R / GA7063R	GA9061R / GA9063R			2,200W	Large trigger		•			•		
GA7060 / GA7062 / GA7064	GA9060 / GA9062			2,200W	Large trigger							
GA7020R	GA9020R			2,200W	Large trigger		•			•		
GA7020S	GA9020S			2,200W	Large trigger					•		
GA7020 / GA7021	GA9020			2,200W	Large trigger							
GA7050R	GA9050R			2,000W	Large trigger		•			•		
GA7050	GA9050			2,000W	Large trigger							
GA7012C	GA9012C			1,800W	Large trigger		•	•		•		
GA7010C	GA9010C			1,800W	Large trigger			•		•		

Angle Sander

204

SA7000C
180 mm (7")



Continuous rating input 1,600W
Abrasive Disc Size 180 mm (7")
Capacity Pad: 180 mm (7")
No Load Speed (RPM) 0-4,000
Dimensions (L x W x H) 453x170x136 mm
(17-7/8"x6-11/16"x5-3/8")
Net weight 3.5 - 3.6 kg (7.7 - 7.9 lbs.)
Power supply cord 2.5 m (8.2 ft)

Angle Sander

204

SA7000
180 mm (7")



Continuous rating input 1,400W
Abrasive Disc Size 180 mm (7")
Capacity Pad: 180 mm (7")
No Load Speed (RPM) 5,500
Dimensions (L x W x H) 453x170x136 mm
(17-7/8"x6-11/16"x5-3/8")
Net weight 3.5 - 3.6 kg (7.7 - 7.9 lbs.)
Power supply cord 2.5 m (8.2 ft)

Angle Sander

318

SA5040C
125 mm (5")



Anti-restart function



Continuous rating input 1,400W
Wheel Diameter 125 mm (5")
Capacity Pad: 115 mm (4-1/2")
No Load Speed (RPM) 2,000-7,800
Dimensions (L x W x H) 315x115x121 mm
(12-3/8"x4-1/2"x4-3/4")
Net weight 2.5 - 3.7 kg (5.5 - 8.2 lbs.)
Power supply cord 2.5 m (8.2 ft)

Angle Sander

204

PK5011C
125 mm (5")



Continuous rating input 1,600W
Wheel Diameter 125 mm (5")
No Load Speed (RPM) 2,000-5,500
Dimensions (L x W x H) 468x159x155 mm
(18-1/2"x6-1/4"x6-1/8")
Net weight 4.3 - 4.4 kg (9.5 - 9.7 lbs.)
Power supply cord 4.0 m (13.1 ft)

Disc Sander

303

GV7000C
180 mm (7")



Continuous rating input 900W
Abrasive Disc Size 180 mm (7")
Capacity Pad: 180 mm (7")
No Load Speed (RPM) 2,500-4,700
Overall Length 210 mm (8-1/4")
Net weight 2.1 kg (4.6 lbs.)
Power supply cord 2.5 m (8.2 ft)

Disc Sander

303

GV7000
180 mm (7")



Continuous rating input 550W
Abrasive Disc Size 180 mm (7")
Capacity Pad: 180 mm (7")
No Load Speed (RPM) 4,700
Overall Length 210 mm (8-1/4")
Net weight 2.1 kg (4.7 lbs.)
Power supply cord 2.5 m (8.2 ft)

Disc Sander

100

9218SB
180 mm (7")



Continuous rating input 570W
Wire cup brush 110 mm (4-3/8")
Abrasive Disc Size 180 mm (7")
No Load Speed (RPM) 4,500
Overall Length 225 mm (8-7/8")
Net weight 2.3 kg (5.1 lbs.)
Power supply cord 2.5 m (8.2 ft)

Disc Sander

64

GV6010
150 mm (6")



Continuous rating input 440W
Abrasive Disc Size 150 mm (6")
Capacity Pad: 120 mm (4-3/4")
No Load Speed (RPM) 4,500
Dimensions (L x W x H) 200x74x181 mm
(7-7/8"x2-15/16"x7-1/8")
Net weight 1.2 kg (2.6 lbs.)
Power supply cord 2.5 m (8.2 ft)

Disc Sander

64

GV5010
125 mm (5")



Continuous rating input 440W
Abrasive Disc Size 125 mm (5")
Capacity Pad: 120 mm (4-3/4")
No Load Speed (RPM) 4,500
Dimensions (L x W x H) 200x74x181 mm
(7-7/8"x2-15/16"x7-1/8")
Net weight 1.2 kg (2.6 lbs.)
Power supply cord 2.5 m (8.2 ft)

Polisher

303

9237CB / 9237C
180 mm (7")



Continuous rating input 1,200W
Capacity Wool Pad: 180 mm (7")
Wool Bonnet: 180 mm (7")
No Load Speed (RPM) 0 - 3,200
Vibration Level 2.5 m/s² or less
Sound Pressure Level 83 dB(A)
Sound Power Level 94 dB(A)
Dimensions (L x W x H) 431x198x187 mm
(17"x7-3/4"x7-3/8")
Net weight 3.2 - 3.4 kg (7 - 7.5 lbs.)
Power supply cord 2.5 m (8.2 ft)

9237CB: Double Insulation

Sander-Polisher

100

9207SPB
180 mm (7")



Continuous rating input 700W
Capacity Wool Bonnet: 180 mm (7")
No Load Speed (RPM) High / Low: 3,800 / 2,000
Vibration Level Polishing: 5.0 m/s²
Sound Pressure Level 86 dB(A)
Sound Power Level 97 dB(A)
Overall Length 455 mm (17-7/8")
Net weight 3.1 kg (6.8 lbs.)
Power supply cord 2.5 m (8.2 ft)



Grinding / Sanding

Random Orbit Polisher

PO6000C
150 mm (6")



Continuous rating input	900W
Pad Size	150 mm (6")
Orbits Per Minute (OPM)	0 - 6,800
Strokes Per Minute (SPM)	0 - 13,600
No Load Speed (RPM)	0 - 780
Orbit Diameter	5.5 mm (7/32")
Vibration Level	Polishing: 7.0 m/s ²
Sound Pressure Level	83 dB(A)
Sound Power Level	94 dB(A)
Dimensions (L x W x H)	451x148x126 mm (17-3/4"x5-7/8"x5")
Net weight	2.8 - 3.0 kg (6.2 - 6.5 lbs.)
Power supply cord	4.0 m (13.1 ft)

Random Orbit Polisher

PO5000C
125 mm (5")



Continuous rating input	900W
Pad Size	125 mm (5")
Orbits Per Minute (OPM)	0 - 6,800
Strokes Per Minute (SPM)	0 - 13,600
No Load Speed (RPM)	0 - 780
Orbit Diameter	5.5 mm (7/32")
Vibration Level	Polishing: 6.5 m/s ²
Sound Pressure Level	81 dB(A)
Sound Power Level	92 dB(A)
Dimensions (L x W x H)	451x123x134 mm (17-3/4"x4-7/8"x5-1/4")
Net weight	2.8 - 3.0 kg (6.2 - 6.5 lbs.)
Power supply cord	4.0 m (13.1 ft)

Polisher

PV7000C / PV7001C
180 mm (7")



PV7000C: Double Insulation



Continuous rating input	900W
Capacity	Pad: 180 mm (7") Wool Bonnet: 180 mm (7")
No Load Speed (RPM)	PV7000C: 600 - 2,100 PV7001C: 600 - 2,000
Vibration Level	Polishing: 2.5 m/s ² or less
Sound Pressure Level	81 dB(A)
Sound Power Level	92 dB(A)
Overall Length	210 mm (8-1/4")
Net weight	PV7000C: 2.1 kg (4.6 lbs.) PV7001C: 2.1 - 2.2 kg (4.6 - 4.9 lbs.)
Power supply cord	2.5 m (8.2 ft)

Polisher

9218PB
180 mm (7")



Continuous rating input	570W
Capacity	Wool Bonnet: 180 mm (7")
No Load Speed (RPM)	2,000
Overall Length	235 mm (9-1/4")
Net weight	2.7 kg (5.9 lbs.)
Power supply cord	2.5 m (8.2 ft)

Polisher

9218PBL
180 mm (7")



Continuous rating input	860W
Capacity	Wool Bonnet: 180 mm (7")
No Load Speed (RPM)	1,400
Overall Length	235 mm (9-1/4")
Net weight	2.7 kg (5.9 lbs.)
Power supply cord	2.5 m (8.2 ft)

Stone Polisher

PW5000C / PW5001C
125 mm (5")



PW5000C: Double Insulation

Continuous rating input	900W
Capacity	Pad: 100-125 mm (4-5")
No Load Speed (RPM)	2,000-4,000
Overall Length	PW5000C: 313 mm (12-3/8") PW5001C: 359 mm (14-1/8")
Net weight	2.3 - 2.6 kg (5.1 - 5.7 lbs.)
Power supply cord	PW5000C: 5.0 m (16.4 ft) PW5001C: 4.0 m (13.1 ft)

Concrete Planer

PC5000C
125 mm (5")



Continuous rating input	1,400W
Wheel Diameter	125 mm (5")
Hole Diameter	22.23 mm (7/8")
No Load Speed (RPM)	10,000
Dimensions (L x W x H)	437x235x195 mm (17-1/8"x9-1/4"x7-5/8")
Net weight	4 kg (8.9 lbs.)
Power supply cord	5.0 m (16.4 ft)

Concrete Planer

PC5001C
125 mm (5")



Continuous rating input	1,400W
Wheel Diameter	125 mm (5")
No Load Speed (RPM)	10,000
Dimensions (L x W x H)	479x182x195 mm (18-13/16"x7-1/8"x7-5/8")
Net weight	4 kg (8.9 lbs.)
Power supply cord	5 m (16.4 ft)

Concrete Planer

PC5010C
125 mm (5")



Continuous rating input	1,400W
Wheel Diameter	125 mm (5")
Hole Diameter	22.23 mm (7/8")
No Load Speed (RPM)	4,000 - 9,000
Vibration Level	Surface Grinding w/ Loop Handle: 5.5 m/s ²
Sound Pressure Level	85.0 dB(A)
Sound Power Level	96.0 dB(A)
Dimensions (L x W x H)	350x231x179 mm (13-3/4"x9-1/8"x7")
Net weight	2.5 - 3.6 kg (5.5 - 7.9 lbs.)
Power supply cord	4.0 m (13.1 ft)

Die Grinder

GD0603
6 mm (1/4")



Continuous rating input	240W
Capacity	Collet: 6 mm or 1/4"
Max Wheel Diameter	19 mm (3/4")
No Load Speed (RPM)	28,000
Diameter of grip	65 mm
Circumference of Grip Portion	203 mm
Dimensions (L x W x H)	289x64x67 mm (11-3/8"x2-1/2"x2-5/8")
Net weight	0.98 kg (2.16 lbs.)
Power supply cord	2.5 m (8.2 ft)

Die Grinder

GD0601 / GD0602
6 mm (1/4")



Continuous rating input	400W
Capacity	GD0601: Collet: 3.6 mm or 1/8", 1/4" GD0602: Collet: 3.6 mm or 1/8", 1/4"
Wheel Diameter	38 mm (1-1/2")
No Load Speed (RPM)	25,000
Dimensions (L x W x H)	GD0601: 359x82x82 mm (14-1/8"x3-1/4"x3-1/4") GD0602: 264x82x82 mm (10-3/8"x3-1/4"x3-1/4")
Net weight	GD0601: 1.68 - 1.84 kg (3.70 - 4.06 lbs.) GD0602: 1.41 - 1.57 kg (3.11 - 3.46 lbs.)
Power supply cord	2.5 m (8.2 ft)

Die Grinder

GD0600
6 mm (1/4")



Continuous rating input	400W
Capacity	Collet: 3.6 mm or 1/8", 1/4"
Wheel Diameter	38 mm (1-1/2")
No Load Speed (RPM)	25,000
Dimensions (L x W x H)	358x82x82 mm (14-1/8"x3-1/4"x3-1/4")
Net weight	1.71 - 1.87 kg (3.77 - 4.12 lbs.)
Power supply cord	2.5 m (8.2 ft)

Die Grinder

325

GD0800
8 mm (1/4")



Continuous rating input 500W
Capacity Collet: 3,6,8 mm or 1/8", 1/4"
Wheel Diameter 50 mm (1")
No Load Speed (RPM) 28,000
Dimensions (L x W x H) 371x75x75 mm
(14-5/8"x2-15/16"x2-15/16")
Net weight 1.78 kg (3.92 lbs.)
Power supply cord 2.0 m (6.6 ft)

Tool does not come with wheel point.

Die Grinder

318

GD0801C
8 mm (1/4")



Continuous rating input 750W
Capacity Collet: 8 mm or 1/4"
Max Wheel Diameter 25 mm (1")
No Load Speed (RPM) 7,000 - 29,000
Vibration Level Surface Grinding: 3.5 m/s²
Sound Pressure Level 80 dB(A)
Sound Power Level 91 dB(A)
Dimensions (L x W x H) 390x75x88 mm
(15-3/8"x2-15/16"x3-1/2")
Net weight 1.96 - 1.97 kg (4.32 - 4.34 lbs.)
Power supply cord 2.5 m (8.2 ft)

Tool does not come with wheel point.

Die Grinder

318

GD0800C
8 mm (1/4")



Continuous rating input 750W
Capacity Collet: 3,6,8 mm or 1/8"
Wheel Diameter 25 mm (1")
No Load Speed (RPM) 7,000-28,000
Dimensions (L x W x H) 371x75x75 mm
(14-5/8"x2-15/16"x2-15/16")
Net weight 1.88 kg (4.14 lbs.)
Power supply cord 2.5 m (8.2 ft)

Tool does not come with wheel point.

Die Grinder

318

GD0811C
8 mm (1/4")



Continuous rating input 750W
Capacity Collet: 8 mm or 1/4"
Max Wheel Diameter 50 mm (2")
No Load Speed (RPM) 1,800 - 7,000
Vibration Level Surface Grinding : 2.5 m/s² or less
Sound Pressure Level 78 dB(A)
Dimensions (L x W x H) 390x75x88 mm
(15-3/8"x2-15/16"x3-1/2")
Net weight 1.99 - 2 kg (4.39 - 4.41 lbs.)
Power supply cord 2.5 m (8.2 ft)

Tool does not come with wheel point.

Die Grinder

318

GD0810C
8 mm (1/4")



Continuous rating input 750W
Capacity Collet: 3,6,8 mm or 1/8"
Wheel Diameter 50 mm (2")
No Load Speed (RPM) 1,800-7,000
Overall Length 371 mm (14-5/8")
Net weight 1.9 kg (4.2 lbs.)
Power supply cord 2.5 m (8.2 ft)

Tool does not come with wheel point.

Straight Grinder

204

GS6000
150 mm (6")



Continuous rating input 750W
Wheel Diameter 150 mm (6")
Hole Diameter 12,720 mm (1/2,13/16")
No Load Speed (RPM) 5,600
Dimensions (L x W x H) 590x216x130 mm
(23-1/4"x8-1/2"x5-1/8")
Net weight 5.2 - 5.4 kg (11.4 - 12.0 lbs.)
Power supply cord 2.5 m (8.2 ft)

Straight Grinder

204

GS5000
125 mm (5")



Continuous rating input 750W
Wheel Diameter 125 mm (5")
Hole Diameter 12,720 mm (1/2,13/16")
No Load Speed (RPM) 5,600
Dimensions (L x W x H) 590x189x116 mm
(23-1/4"x7-7/16"x4-9/16")
Net weight 5.0 - 5.2 kg (11.0 - 11.5 lbs.)
Power supply cord 2.5 m (8.2 ft)

Multi Tool

459

TM3010C



Toolless



Continuous rating input 320W
Strokes Per Minute (SPM) 6,000-20,000
Dimensions (L x W x H) 283x68x87 mm
(11-1/8"x2-11/16"x3-7/16")
Net weight 1.6 - 1.7 kg (3.7 - 3.9 lbs.)
Power supply cord 2.5 m (8.2 ft)

Multi Tool

459

TM3000C



Continuous rating input 320W
Strokes Per Minute (SPM) 6,000-20,000
Dimensions (L x W x H) 275x64x92 mm
(10-7/8"x2-1/2"x3-5/8")
Net weight 1.4 - 1.5 kg (3.2 - 3.3 lbs.)
Power supply cord 5.0 m (16.4 ft)

Bench Grinder

250W

GB602
150 mm (6")



Continuous rating input 250W
Wheel Diameter 150 mm (6")
Wheel width 16 mm (5/8")
Hole Diameter 12,7 mm (1/2")
H.P. 1/3
No Load Speed (RPM) 2,850 (50 Hz) / 3,450 (60 Hz)
Sound Pressure Level 74 dB(A)
Dimensions (L x W x H) 375x205x286 mm
(14-9/16"x8"x11-17/64")
Net weight 9.31 - 9.08 kg
(20.02 - 20.52 lbs.)

Bench Grinder

250W

GB602W
150 mm (6")



Continuous rating input 250W
Wheel Diameter 150 mm (6")
Wheel width 6.4 mm (1/4") / 16 mm (5/8")
Hole Diameter 12,7 mm (1/2")
H.P. 1/3
No Load Speed (RPM) 2,850 (50 Hz) / 3,450 (60 Hz)
Sound Pressure Level 75 dB(A)
Dimensions (L x W x H) 375x348x286 mm
(14-9/16"x13-45/64"x11-17/64")
Net weight 9.27 - 8.93 kg
(19.69 - 20.44 lbs.)

Bench Grinder

550W

GB801
205 mm (8")



Continuous rating input 550W
Wheel Diameter 205 mm (8")
Wheel width 19 mm (3/4")
Hole Diameter 15,88 mm (5/8")
H.P. 3/4
No Load Speed (RPM) 2,850 (50 Hz) / 3,450 (60 Hz)
Sound Pressure Level 77 dB(A)
Dimensions (L x W x H) 395x265x333 mm
(15-9/16"x10-7/16"x13-7/64")
Net weight 19.91 - 19.63 kg
(43.89 - 43.28 lbs.)

Grinding / Sanding

Belt Sander

411

9032
9 mm x 533 mm (3/8" x 21")



Continuous rating input	500W
Belt Size	9 x 533 mm (3/8" x 21")
Belt Speed	300 - 1,700 m/min (980 - 5,600 ft/min)
Max sanding depth	110 mm (4-5/16")
Overall Length	420 mm (16-1/2")
Net weight	1.6 kg (3.5 lbs.)
Power supply cord	2.5 m (8.2 ft)

Belt Sander

411

9031
30 mm x 533 mm (1-3/16" x 21")



Continuous rating input	550W
Belt Size	30 x 533 mm (1-3/16" x 21")
Belt Speed	200 - 1,000 m/min (656 - 3,280 ft/min)
Overall Length	380 mm (15")
Net weight	2.1 kg (4.6 lbs.)
Power supply cord	2.5 m (8.2 ft)

Belt Sander

411

9911
76 mm x 457 mm (3" x 18")



Continuous rating input	650W
Belt Size	76 x 457 mm (3" x 18")
Belt Speed	75 - 270 m/min (250 - 900 ft/min)
Overall Length	262 mm (10-3/8")
Net weight	2.7 kg (6 lbs.)
Power supply cord	2.5 m (8.2 ft)

Belt Sander

411

9910
76 mm x 457 mm (3" x 18")



Continuous rating input	650W
Belt Size	76 x 457 mm (3" x 18")
Belt Speed	270 m/min (900 ft/min)
Overall Length	262 mm (10-5/16")
Net weight	2.7 kg (6 lbs.)
Power supply cord	2.5 m (8.2 ft)

Belt Sander

303

9903
76 mm x 533 mm (3" x 21")



Continuous rating input	1,010W
Belt Size	76 x 533 mm (3" x 21")
Belt Speed	210 - 440 m/min (690 - 1,440 ft/min)
Overall Length	296 mm (11-5/8")
Net weight	4.3 kg (9.5 lbs.)
Power supply cord	5.0 m (16.4 ft)

Belt Sander

303

9902
76 mm x 533 mm (3" x 21")



Continuous rating input	1,010W
Belt Size	76 x 533 mm (3" x 21")
Belt Speed	440 m/min (1,440 ft/min)
Overall Length	296 mm (11-5/8")
Net weight	4.3 kg (9.5 lbs.)
Power supply cord	5.0 m (16.4 ft)

Belt Sander

303

9920
76 mm x 610 mm (3" x 24")




Continuous rating input	1,010W
Belt Size	76 x 610 mm (3" x 24")
Belt Speed	210 - 440 m/min (690 - 1,440 ft/min)
Overall Length	334 mm (13-1/8")
Net weight	4.5 kg (9.9 lbs.)
Power supply cord	5.0 m (16.4 ft)

Belt Sander

100

9924DB
76 mm x 610 mm (3" x 24")



Continuous rating input	850W
Belt Size	76 x 610, 620 mm (3" x 24, 24-3/8")
Belt Speed	400 m/min (1,300 ft/min)
Overall Length	355 mm (14")
Net weight	4.8 kg (10.6 lbs.)
Power supply cord	5.0 m (16.4 ft)

Belt Sander

303

9403
100 mm x 610 mm (4" x 24")



Continuous rating input	1,200W
Belt Size	100 x 610 mm (4" x 24")
Belt Speed	500 m/min (1,640 ft/min)
Overall Length	353 mm (13-7/8")
Net weight	5.7 kg (12.6 lbs.)
Power supply cord	5.0 m (16.4 ft)

Belt Sander

303

9404
100 mm x 610 mm (4" x 24")



Continuous rating input	1,010W
Belt Size	100 x 610 mm (4" x 24")
Belt Speed	210-440 m/min (690-1,440 ft/min)
Overall Length	334 mm (13-1/8")
Net weight	4.8 kg (10.6 lbs.)
Power supply cord	5.0 m (16.4 ft)

Wheel Sander

100

9741



Continuous rating input	860W
Wheel Diameter	100 x 120 mm (4" x 4-3/4")
No Load Speed (RPM)	3,500
Overall Length	310 mm (12-1/4")
Net weight	4.2 kg (9.3 lbs.)
Power supply cord	5.0 m (16.4 ft)



Grinding / Sanding

Finishing Sander

64

BO3711



Continuous rating input 190W
 Pad Size 93 x 185 mm (3-5/8" x 7-1/4")
 Abrasive Paper Size 93 x 228 mm (3-5/8" x 9")
 Orbits Per Minute (OPM) 4,000 - 11,000
 Strokes Per Minute (SPM) 8,000 - 22,000
 Orbit Diameter 2.0 mm (1/16")
 Vibration Level Sanding Metal Plate: 3.5 m/s²
 Sound Pressure Level 72 dB(A)
 Dimensions (L x W x H) 253x92x154 mm
 (10"x3-5/8"x6-1/16")
 Net weight 1.6 kg (3.5 lbs.)
 Power supply cord 2.0 m (6.6 ft)

Finishing Sander

64

BO3710



Continuous rating input 190W
 Pad Size 93 x 185 mm (3-5/8" x 7-1/4")
 Abrasive Paper Size 93 x 228 mm (3-5/8" x 9")
 Orbits Per Minute (OPM) 11,000
 Strokes Per Minute (SPM) 22,000
 Orbit Diameter 2.0 mm (1/16")
 Vibration Level Sanding Metal Plate: 3.5 m/s²
 Sound Pressure Level 72 dB(A)
 Dimensions (L x W x H) 253x92x154 mm
 (10"x3-5/8"x6-1/16")
 Net weight 1.6 kg (3.5 lbs.)
 Power supply cord 2.0 m (6.6 ft)

Finishing Sander

419

9035H



Continuous rating input 180W
 Pad Size 93 x 185 mm (3-5/8" x 7-1/4")
 Abrasive Paper Size 93 x 228 mm (3-5/8" x 9")
 Orbits Per Minute (OPM) 11,000
 Dimensions (L x W x H) 236x93x146 mm
 (9-1/4"x3-5/8"x5-3/4")
 Net weight 1.5 kg (3.3 lbs.)
 Power supply cord 2.5 m (8.2 ft)

Finishing Sander

419

BO4900V / BO4900



Continuous rating input 330W
 Pad Size 115 x 229 mm (4-1/2" x 9")
 Abrasive Paper Size 115 x 232 mm (4-1/2" x 9-1/8")
 Orbits Per Minute (OPM) BO4900V: 4,000-10,000
 BO4900: 10,000
 Overall Length 289 mm (11-3/8")
 Net weight 2.9 kg (6.4 lbs.)
 Power supply cord 2.5 m (8.2 ft)

Finishing Sander

419

BO4901



Continuous rating input 330W
 Pad Size 115 x 229 mm (4-1/2" x 9")
 Abrasive Paper Size 115 x 280 mm (4-1/2" x 11")
 Orbits Per Minute (OPM) 10,000
 Overall Length 289 mm (11-3/8")
 Net weight 2.8 kg (6.2 lbs.)
 Power supply cord 2.5 m (8.2 ft)

Orbital Sander

419

9046



Continuous rating input 600W
 Pad Size 115 x 229 mm (4-1/2" x 9")
 Abrasive Paper Size 115 x 280 mm (4-1/2" x 11")
 Orbits Per Minute (OPM) 6,000
 Overall Length 283 mm (11-1/8")
 Orbit Diameter 5 mm (3/16")
 Net weight 3.1 kg (6.8 lbs.)
 Power supply cord 2.5 m (8.2 ft)

Finishing Sander

419

BO4558



Aluminum base



Continuous rating input 200W
 Pad Size 112 x 102 mm (4-3/8" x 4")
 Abrasive Paper Size 114 x 140 mm (4-1/2" x 5-1/2")
 Orbits Per Minute (OPM) 14,000
 Dimensions (L x W x H) 131x112x141 mm
 (5-1/8"x4-3/8"x5-9/16")
 Net weight 1.2 kg (2.5 lbs.)
 Power supply cord 2.0 m (6.6 ft)

Finishing Sander

419

BO4555 / BO4556



BO4555:
Hook & loop



Continuous rating input 200W
 Pad Size 112 x 102 mm (4-3/8" x 4")
 Abrasive Paper Size BO4555:
114 x 102 mm (4-1/2" x 4")
BO4556:
114 x 140 mm (4-1/2" x 5-1/2")
Orbits Per Minute (OPM) 14,000
Dimensions (L x W x H) 131x112x141 mm
(5-1/8"x4-3/8"x5-9/16")
Net weight 1.1 kg (2.5 lbs.)
Power supply cord 2.0 m (6.6 ft)

Finishing Sander

BO4510H



Continuous rating input 170W
 Pad Size 110 x 100 mm
 (4-5/16" x 3-15/16")
 Abrasive Paper Size 114 x 140 mm
 (4-1/2" x 5-1/2")
 Orbits Per Minute (OPM) 12,000
 Dimensions (L x W x H) 116x110x129 mm
 (4-9/16"x4-5/16"x5-1/8")
 Net weight 1.1 kg (2.4 lbs.)
 Power supply cord 2.5 m (8.2 ft)

Finishing Sander

419

BO4557



Continuous rating input 180W
 Pad Size 112 x 102 mm (4-3/8" x 4")
 Abrasive Paper Size 114 x 140 mm (4-1/2" x 5-1/2")
 Orbits Per Minute (OPM) 14,000
 Dimensions (L x W x H) 131x112x137 mm
 (5-1/8"x4-3/8"x5-3/8")
 Net weight 1 kg (2.1 lbs.)
 Power supply cord 2.0 m (6.6 ft)



Grinding / Sanding

Finishing Sander

419

BO4566



Continuous rating input	200W
Pad Size	100 x 164 mm (3-15/16" x 6-1/2")
Abrasive Paper Size	102 x 166 mm (4" x 6-1/2")
Orbits Per Minute (OPM)	14,000
Dimensions (L x W x H)	197x100x137 mm (7-3/4"x3-15/16"x5-3/8")
Net weight	1.2 kg (2.6 lbs.)
Power supply cord	2.0 m (6.6 ft)



Finishing Sander

419

BO4565



Continuous rating input	200W
Pad Size	112 x 190 mm (4-3/8" x 7-1/2")
Abrasive Paper Size	114 x 102 mm (4-1/2" x 4")
Triangle	96 mm (3-3/4")
Orbits Per Minute (OPM)	14,000
Dimensions (L x W x H)	219x112x139 mm (8-5/8"x4-3/8"x5-1/2")
Net weight	1.2 kg (2.6 lbs.)
Power supply cord	2.0 m (6.6 ft)



Random Orbit Sander

419

BO5031 / BO5030



Continuous rating input	300W
Pad diameter	123 mm (4-7/8")
Abrasive Disc Size	125 mm (5")
Orbits Per Minute (OPM)	BO5031 :4,000-12,000 BO5030 :12,000
Dimensions (L x W x H)	153x123x153 mm (6"x4-7/8"x6")
Net weight	1.3 kg (3 lbs.)
Power supply cord	2.0 m (6.6 ft)



BO5031:
Variable Speed

Random Orbit Sander

64

BO5041 / BO5040



Continuous rating input	300W
Pad diameter	123 mm (4-7/8")
Abrasive Disc Size	125 mm (5")
Orbits Per Minute (OPM)	BO5041 :4,000-12,000 BO5040 :12,000
Dimensions (L x W x H)	218x123x153 mm (8-5/8"x4-7/8"x6")
Net weight	1.4 kg (3.1 lbs.)
Power supply cord	2.0 m (6.6 ft)



BO5041:
Variable Speed

Random Orbit Sander

419

BO6030



Continuous rating input	310W
Pad diameter	150 mm (6")
Abrasive Disc Size	150 mm (6")
Orbits Per Minute (OPM)	4,000-10,000
Overall Length	309 mm (12-1/8")
Orbit Diameter	3.0 mm (1/8")
Net weight	2.4 kg (5.2 lbs.)
Power supply cord	2.5 m (8.2 ft)



Random Orbit Sander

326

BO6050




Continuous rating input	750W
Pad diameter	150 mm (6")
Abrasive Disc Size	150 mm (6")
Orbits Per Minute (OPM)	1,600 - 6,800
Sanding Strokes Per Minute (SPM)	3,200 - 13,600
Pad speed in Roto-orbit mode (rpm)	140 - 600
Orbit Diameter	5.5 mm (7/32")
Vibration Level	Sanding Metal Plate: 5.0 m/s ² Polishing: 3.0 m/s ²
Sound Pressure Level	82 dB(A)
Sound Power Level	93 dB(A)
Dimensions (L x W x H)	330x155x145 mm (13"x6-1/8"x5-3/4")
Net weight	2.6 kg (5.7 lbs.)
Power supply cord	2.5 m (8.2 ft)



PRODUCTS

SAWING



-  Double Insulation
-  Variable Speed
-  Brake
-  Mechanical 2-Speed
-  Constant Speed
-  Soft Start
-  Bevel Cutting 45 LR
-  Bevel Cutting L45 R5
-  Bevel Cutting 45 left
-  Orbital Cutting
-  Makita Shank Jig Saw Blade
-  Bayonet Shank Jig Saw Blade
-  Laser Marker
-  Dust Collecting
-  Built-in Job Light
-  Carrying Case

Sawing

Slide Compound Miter Saw

153

LS1219L / LS1219
305 mm (12")



DXT

LS1219L: Laser Marker



Continuous rating input	1,800W
Blade Diameter	305 mm (12")
Bevel Angle	48° L / 48° R
Miter Angle	60° L / 60° R
Max Cutting Capacity (Bevel/Miter)	90°/90°: 92 x 382 mm (3-5/8" x 15") 90°/90°: 107 x 363 mm (4-1/4" x 14-1/4") 90°/45°LR: 92 x 268 mm (3-5/8" x 10-1/2") 90°/45°LR: 107 x 255 mm (4-1/4" x 10")
No Load Speed (RPM)	3,200
Sound Pressure Level	91 dB(A)
Sound Power Level	100 dB(A)
Vibration Level	2.5 m/s ² or less
Dimensions (L x W x H)	898x664x725 mm (35-1/4"x26-1/8"x28-1/2")
Net weight	29.9 kg (65.0 lbs.) / 29.3 kg (64.6 lbs.)
Power supply cord	2.5 m (8.2 ft)

Slide Compound Miter Saw

153

LS1019L / LS1019
260 mm (10-1/4")



DXT

LS1019L: Laser Marker



Continuous rating input	1,510W
Blade Diameter	260 mm (10-1/4")
Bevel Angle	48° L / 48° R
Miter Angle	60° L / 60° R
Max Cutting Capacity (Bevel/Miter)	90°/90°: 68 x 310 mm 90°/90°: 91 x 279 mm (3-5/8" x 11") 90°/45°LR: 68 x 218 mm 90°/45°LR: 91 x 197 mm (3-5/8" x 7-3/4")
No Load Speed (RPM)	3,200
Sound Pressure Level	91 dB(A)
Sound Power Level	101 dB(A)
Vibration Level	2.5 m/s ² or less
Dimensions (L x W x H)	805x644x660 mm (31-3/4"x25-3/8"x26")
Net weight	26.3 kg (57.9 lbs.) / 26.1 kg (57.6 lbs.)
Power supply cord	2.5 m (8.2 ft)

Slide Compound Saw

JM23000123

LS1018L
260 mm (10-1/4")



Continuous rating input	1,430W
Blade Diameter	255 - 260 mm (10 - 10-1/4")
Miter Angle	47° L / 60° R
Bevel Angle	45° L / 45° R
Max Cutting Capacity	90°: 91 x 305 mm (3-5/8" x 12") 45°: 91 x 215 mm (3-5/8" x 8-1/2")
No Load Speed (RPM)	4,300
Sound Pressure Level	97 dB(A)
Sound Power Level	103 dB(A)
Vibration Level	2.5 m/s ² or less
Dimensions (L x W x H)	825x536x633 mm (32-1/2"x21-1/8"x25")
Net weight	20.6 kg (45.4 lbs.)
Power supply cord	2.5 m (8.2 ft)

Slide Compound Saw

LS1017L
260 mm (10-1/4")



Continuous rating input	1,430W
Blade Diameter	260 mm (10-1/4")
Miter Angle	47° L / 60° R
Bevel Angle	45° L / 5° R
Max Cutting Capacity	90°: 91 x 305 mm (3-5/8" x 12") 45°: 91 x 215 mm (3-5/8" x 8-1/2")
No Load Speed (RPM)	4,200
Sound Pressure Level	97 dB(A)
Sound Power Level	103 dB(A)
Vibration Level	2.5 m/s ² or less
Dimensions (L x W x H)	825x536x581 mm (32-1/2"x21-1/8"x22-7/8")
Net weight	19.5 kg (43.0 lbs.)
Power supply cord	2.5 m (8.2 ft)

Slide Compound Miter Saw

JM23500117

LS0815FL / LS0815F
216 mm (8-1/2")



LS0815FL: Laser Marker



Continuous rating input	1,400W
Blade Diameter	216 mm (8-1/2")
Miter Angle	50° L / 60° R
Bevel Angle	48° L / 5° R
Max Cutting Capacity	90° Miter: 65 x 305 mm (2-9/16" x 12") 45° Miter, L/R: 65 x 215 mm (2-9/16" x 8-1/2")
No Load Speed (RPM)	5,000
Sound Pressure Level	87 dB(A)
Sound Power Level	110 dB(A)
Vibration Level	2.5 m/s ² or less
Dimensions (L x W x H)	755x450x488 mm (29-3/4"x17-3/4"x19-1/4")
Net weight	14.1 kg (31.1 lbs.)
Power supply cord	2.5 m (8.2 ft)

Slide Compound Saw

153

LS0714FL / LS0714L
190 mm (7-1/2")



LS0714FL: Laser Marker




Continuous rating input	1,010W
Blade Diameter	190 mm (7-1/2")
Miter Angle	47° L / 57° R
Bevel Angle	45° L / 5° R
Max Cutting Capacity	90°: 52 x 300 mm (2-1/16" x 11-3/4") 45°: 52 x 212 mm (2-1/16" x 8-3/8")
No Load Speed (RPM)	6,000
Sound Pressure Level	92 dB(A)
Sound Power Level	101 dB(A)
Vibration Level	2.5 m/s ² or less
Dimensions (L x W x H)	670x430x458 mm (26-3/8"x17"x18")
Net weight	13.7 kg (30.2 lbs.) / 13.5 kg (29.8 lbs.)
Power supply cord	2.5 m (8.2 ft)

Slide Compound Saw

153

LS0714F / LS0714
190 mm (7-1/2")



LS0714F: Built-in Job Light




Continuous rating input	1,010W
Blade Diameter	190 mm (7-1/2")
Miter Angle	47° L / 57° R
Bevel Angle	45° L / 5° R
Max Cutting Capacity	90°: 52 x 300 mm (2-1/16" x 11-3/4") 45°: 52 x 212 mm (2-1/16" x 8-3/8")
No Load Speed (RPM)	6,000
Sound Pressure Level	92 dB(A)
Sound Power Level	101 dB(A)
Vibration Level	2.5 m/s ² or less
Dimensions (L x W x H)	670x430x458 mm (26-3/8"x17"x18")
Net weight	13.4 kg (29.5 lbs.) / 13.1 kg (28.9 lbs.)
Power supply cord	2.5 m (8.2 ft)

Compound Miter Saw

153

LS1221
305 mm (12")



Continuous rating input	1,650W
Blade Diameter	305 mm (12")
Miter Angle	48° L / 48° R
Bevel Angle	45° L
Max Cutting Capacity	90°: 98 x 153 mm (3-7/8" x 6") 45°: 70 x 149 mm (2-3/4" x 5-7/8")
No Load Speed (RPM)	4,000
Dimensions (L x W x H)	674x610x607 mm (26-1/2"x24"x23-7/8")
Net weight	16.8 kg (37.0 lbs.)
Power supply cord	2.5 m (8.2 ft)

Compound Miter Saw

153

LS1045
260 mm (10-1/4")



Continuous rating input	1,650W
Blade Diameter	260 mm (10-1/4")
Miter Angle	45° L / 52° R
Bevel Angle	45° L
Max Cutting Capacity	90°: 90.5 x 95 mm (3-9/16" x 3-3/4") 45°: 90.5 x 67 mm (3-9/16" x 2-5/8")
No Load Speed (RPM)	4,600
Dimensions (L x W x H)	530x476x532 mm (20-7/8"x18-3/4"x21")
Net weight	19.1 kg (42.0 lbs.)
Power supply cord	2.5 m (8.2 ft)

Compound Miter Saw

153

LS1040F / LS1040
260 mm (10-1/4")



LS1040F: Built-in Job Light



Continuous rating input	1,650W
Blade Diameter	260 mm (10-1/4")
Miter Angle	45° L / 52° R
Bevel Angle	45° L
Max Cutting Capacity	90°: 90.5 x 95 mm (3-9/16" x 3-3/4") 45°: 90.5 x 67 mm (3-9/16" x 2-5/8")
No Load Speed (RPM)	4,600
Sound Pressure Level	93 dB(A)
Sound Power Level	106 dB(A)
Dimensions (L x W x H)	530x476x532 mm (20-7/8"x18-3/4"x21")
Net weight	12.6 kg (27.8 lbs.) / 12.4 kg (27.3 lbs.)
Power supply cord	2.5 m (8.2 ft)

Tool does not come with saw blade.

Miter Saw

153

LS1440
355 mm (14")



Continuous rating input	1,380W
Max Cutting Capacity	90°: 122 x 152 mm (4-13/16" x 6") 45°: 122 x 115 mm (4-13/16" x 4-1/2")
Blade Diameter	355 mm (14")
No Load Speed (RPM)	3,200
Dimensions (L x W x H)	530x596x435 mm (20-7/8"x23-1/2"x17-1/8")
Net weight	34.2 kg (75.4 lbs.)
Power supply cord	2.5 m (8.2 ft)

Tool does not come with saw blade.

Miter Saw

153

LS1030N
260 mm (10-1/4")



Continuous rating input	1,650W
Max Cutting Capacity	90°: 90.5 x 95 mm (3-9/16" x 3-3/4") 45°: 90.5 x 67 mm (3-9/16" x 2-5/8")
Blade Diameter	260 mm (10-1/4")
No Load Speed (RPM)	4,600
Dimensions (L x W x H)	530x476x532 mm (20-7/8"x18-3/4"x21")
Net weight	12.1 kg (26.7 lbs.)
Power supply cord	2.5 m (8.2 ft)

Tool does not come with saw blade.

Table Top Miter Saw

JM23000123

LH1201FL
305 mm (12")



Continuous rating input	1,650W
Blade Diameter	305 mm (12")
Miter Angle	47° L / 52° R
Bevel Angle	45° L
Max Cutting Capacity	90°: 62 x 200 mm (2-7/16" x 7-7/8") 90°: 95 x 155 mm (3-3/4" x 6-1/8") 45° Miter, L/R: 62 x 135 mm (2-7/16" x 5-5/16") 45° Miter, L/R: 95 x 110 mm (3-3/4" x 4-5/16") 90°: Table saw: 52 mm (2-1/16")
No Load Speed (RPM)	3,800
Sound Pressure Level	93 dB(A)
Sound Power Level	106 dB(A)
Table Size (W x L)	307 x 465 mm (12-1/8" x 18-1/4")
Net weight	20.9 kg (46.1 lbs.)
Power supply cord	2.5 m (8.2 ft)

Table Top Miter Saw

153

LH1040F / LH1040
260 mm (10-1/4")



LH1040F: Built-in Job Light

Continuous rating input	1,650W
Max Cutting Capacity	90°: 93 x 95 mm (3-5/8" x 3-3/4") 45°: 53 x 95 mm (2-1/8" x 3-3/4")
Blade Diameter	260 mm (10-1/4")
No Load Speed (RPM)	4,800
Dimensions (L x W x H)	530x476x535 mm (20-7/8"x18-3/4"x21")
Net weight	14.3 kg (31.5 lbs.)
Power supply cord	2.5 m (8.2 ft)

Flip Over Saw

153

LF1000
260 mm (10-1/4")



Continuous rating input	1,650W
Max Cutting Capacity	90°: 20 x 210 mm (13/16" x 8-1/4") 90°: 68 x 155 mm (2-11/16" x 6-1/8") 45°: 50 x 150 mm (2" x 5-7/8")
Blade Diameter	260 mm (10-1/4")
No Load Speed (RPM)	2,700
Dimensions (L x W x H)	Miter saw: 660x650x1,220 mm (26"x25-1/2"x48") Table saw: 660x650x1,060 mm (26"x25-1/2"x41-3/4")
Net weight	36.0 kg (79.4 lbs.)
Power supply cord	2.5 m (8.2 ft)

Table Saw

153

2704
260 mm (10-1/4")



Continuous rating input	1,650W
Max Cutting Capacity	90°: 93 mm (3-5/8") 45°: 64 mm (2-1/2")
Blade Diameter	260 mm (10-1/4")
No Load Speed (RPM)	4,800
Bevel Capacity	-0.5° - 45.5°
Dimensions (L x W x H)	665x766x344 mm (26-1/4"x30-1/4"x13-1/2")
Net weight	35.6 - 37.3 kg (78.5 - 82.3 lbs.)
Power supply cord	2.5 m (8.2 ft)

Table Saw

2712
315 mm (12-3/8")



Max Cutting Capacity	90°: 85 mm (3-3/8") 45°: 58 mm (2-1/4")
Blade Diameter	315 mm (12-3/8")
No Load Speed (RPM)	50 Hz: 2,950 60 Hz: 3,400
Bevel Capacity	0° - 45°
Dimensions (L x W x H)	1,670x700x810 mm (65-3/4"x27-1/2"x32")
Net weight	54 kg (118.9 lbs.)
Power supply cord	3.0 m (9.8 ft)

Table Saw

153

2704N
260 mm (10-1/4")



Continuous rating input	1,650W
Max Cutting Capacity	90°: 93 mm (3-5/8") 45°: 64 mm (2-1/2")
Blade Diameter	260 mm (10-1/4")
No Load Speed (RPM)	5,200
Bevel Capacity	-0.5° - 50°
Sound Pressure Level	94 dB(A)
Sound Power Level	107 dB(A)
Dimensions (L x W x H)	715-1,095x753-1,066x483 mm (28-1/8"-43"x29-5/8"-42"x19")
Net weight	35.2 - 37 kg (77.6 - 81.5 lbs.)
Power supply cord	2.5 m (8.2 ft)

Table Saw

153

2705
255 mm (10")



Max Cutting Capacity	90°: 91 mm (3-9/16") 45°: 63 mm (2-1/2")
Blade Diameter	255 mm (10")
No Load Speed (RPM)	4,800
Bevel Capacity	-0.5° - 45.5°
Dimensions (L x W x H)	678x766x344 mm (26-3/4"x30-1/4"x13-1/2")
Net weight	30 - 31.5 kg (66.1 - 69.3 lbs.)
Power supply cord	2.5 m (8.2 ft)

Table Saw

MLT100N
260 mm (10-1/4")



Continuous rating input	1,500W
Max Cutting Capacity	90°: 93 mm (3-5/8") 45°: 64 mm (2-1/2")
Blade Diameter	260 mm (10-1/4")
No Load Speed (RPM)	4,300
Bevel Capacity	0° - 45°
Max Cutting Width	on the right side of blade: 630 mm (24-3/4")
Distance from blade to the left end of table	530 mm (20-7/8")
Table Size (L x W)	Main table: 620 x 610 mm (24-3/8" x 24")
Sound Pressure Level	89 dB(A)
Net weight	34.8 - 35.1 kg (76.7 - 77.4 lbs.)
Power supply cord	2.5 m (8.2 ft)

Table Saw

153

2703
255 mm (10")



Continuous rating input	1,650W
Max Cutting Capacity	90°: 91 mm (3-9/16") 45°: 63 mm (2-1/2")
Blade Diameter	255 mm (10")
No Load Speed (RPM)	4,600
Dimensions (L x W x H)	560x686x308 mm (22"x27"x12-1/8")
Net weight	17.8 - 18.9 kg (39.2 - 41.7 lbs.)
Power supply cord	2.5 m (8.2 ft)



Sawing

Circular Saw

100

5005BA
140 mm (5-1/2")



Continuous rating input	860W
Blade Diameter	140 mm (5-1/2")
Max Cutting Capacity	90°: 45 mm (1-3/4") 45°: 31 mm (1-3/16")
No Load Speed (RPM)	8,000
Overall Length	249 mm (9-13/16")
Net weight	3 kg (6.5 lbs.)
Power supply cord	2.5 m (8.2 ft)

Circular Saw

303

5606B
160 mm (6-1/4")



Continuous rating input	950W
Blade Diameter	160 mm (6-1/4")
Max Cutting Capacity	90°: 55 mm (2-1/8") 45°: 36 mm (1-3/8")
No Load Speed (RPM)	5,200
Overall Length	268 mm (10-9/16")
Net weight	3.1 kg (6.8 lbs.)
Power supply cord	2.5 m (8.2 ft)

Circular Saw

174

HS6101 / HS6100
165 mm (6-1/2")



HS6101: Brake, Built-in Job Light



Continuous rating input	1,100W
Blade Diameter	165 mm (6-1/2")
Max Cutting Capacity	90°: 54.5 mm (2-1/8") 45°: 39.5 mm (1-9/16") 50°: 35.5 mm (1-3/8")
No Load Speed (RPM)	5,500
Dimensions (L x W x H)	297x246x246 mm (11-3/4"x9-11/16"x9-11/16")
Net weight	3.5 kg (7.7 lbs.)
Power supply cord	2.5 m (8.2 ft)

Circular Saw

303

HS6601
165 mm (6-1/2")



Continuous rating input	1,050W
Blade Diameter	165 mm (6-1/2")
Max Cutting Capacity	90°: 54.5 mm (2-1/8") 45°: 37.5 mm (1-1/2")
No Load Speed (RPM)	5,200
Vibration Level	Cutting Wood: 2.5 m/s ² or less
Sound Pressure Level	87 dB(A)
Sound Power Level	98 dB(A)
Dimensions (L x W x H)	296x232x243 mm (11-5/8"x9-1/8"x9-9/16")
Net weight	3.4 kg (7.6 lbs.)
Power supply cord	2.5 m (8.2 ft)

Circular Saw

303

HS6600
165 mm (6-1/2")



Continuous rating input	1,050W
Blade Diameter	165 mm (6-1/2")
Max Cutting Capacity	90°: 54.5 mm (2-1/8") 45°: 37.5 mm (1-1/2")
No Load Speed (RPM)	5,200
Dimensions (L x W x H)	296x230x243 mm (11-5/8"x9"x9-9/16")
Net weight	3.5 kg (7.6 lbs.)
Power supply cord	2.5 m (8.2 ft)

Circular Saw

100

5800NB
180 mm (7-1/8")



Continuous rating input	900W
Blade Diameter	180 mm (7-1/8")
Max Cutting Capacity	90°: 64 mm (2-1/2") 45°: 43 mm (1-11/16")
No Load Speed (RPM)	4,500
Overall Length	272 mm (10-3/4")
Net weight	3.5 kg (7.7 lbs.)
Power supply cord	5.0 m (16.4 ft)

Circular Saw

153

5007MGA / 5007MG
185 mm (7-1/4")



5007MGA: Brake



Continuous rating input	1,800W
Blade Diameter	185 mm (7-1/4")
Max Cutting Capacity	90°: 63.5 mm (2-1/2") 45°: 45 mm (1-3/4") 56°: 35 mm (1-3/8")
No Load Speed (RPM)	5,800
Dimensions (L x W x H)	317x240x265 mm (12-1/2"x9-1/2"x10-3/8")
Net weight	4.6 kg (10.1 lbs.)
Power supply cord	2.5 m (8.2 ft)

Circular Saw

153

5007NF / 5007N
185 mm (7-1/4")



5007NF: Built-in Job Light



Continuous rating input	1,800W
Blade Diameter	185 mm (7-1/4")
Max Cutting Capacity	90°: 63.5 mm (2-1/2") 45°: 45 mm (1-3/4") 50°: 35 mm (1-3/8")
No Load Speed (RPM)	5,800
Dimensions (L x W x H)	317x240x265 mm (12-1/2"x9-1/2"x10-3/8")
Net weight	5 kg (11 lbs.)
Power supply cord	2.5 m (8.2 ft)

Circular Saw

HS7611 / HS7610
185 mm (7-1/4") / 190 mm (7-1/2")



HS7611: Two-finger switch



Continuous rating input	1,600W
Blade Diameter	185 / 190 mm (7-1/4" / 7-1/2")
Max Cutting Capacity	90°: 63 / 65 mm (2-1/2" / 2-9/16") 45°: 44 / 45 mm (1-3/4" / 1-3/4")
No Load Speed (RPM)	5,500
Dimensions (L x W x H)	HS7611: 311x240x261 mm (12-1/4"x9-1/2"x10-1/4") HS7610: 311x242x261 mm (12-1/4"x9-1/2"x10-1/4")
Net weight	3.9 kg (8.7 lbs.)
Power supply cord	2.5 m (8.2 ft)

Circular Saw

HS7010
185 mm (7-1/4") / 190 mm (7-1/2")



Steel plate base



Continuous rating input	1,600W
Blade Diameter	185 / 190 mm (7-1/4" / 7-1/2")
Max Cutting Capacity	90°: 65 / 67 mm (2-9/16" / 2-5/8") 45°: 44 / 45 mm (1-3/4" / 1-3/4")
No Load Speed (RPM)	5,500
Dimensions (L x W x H)	300x240x261 mm (11-3/4"x9-1/2"x10-1/4")
Net weight	4.0 kg (8.9 lbs.)
Power supply cord	2.5 m (8.2 ft)

Circular Saw

153

5007NB
185 mm (7-1/4")



Continuous rating input	1,400W
Blade Diameter	185 mm (7-1/4")
Max Cutting Capacity	90°: 60 mm (2-3/8") 45°: 46 mm (1-3/4")
No Load Speed (RPM)	5,800
Overall Length	305 mm (12")
Net weight	4.8 kg (10.5 lbs.)
Power supply cord	2.5 m (8.2 ft)

Hypoid Saw

153

5377MG
185 mm (7-1/4")



Blade Diameter	185 mm (7-1/4")
Max Cutting Capacity	90°: 60 mm (2-3/8") 45°: 44 mm (1-3/4") 50°: 40 mm (1-9/16")
No Load Speed (RPM)	4,500
Dimensions (L x W x H)	450x183x254 mm (17-3/4"x7-1/4"x10")
Net weight	6 kg (13.1 lbs.)
Power supply cord	3.0 m (9.8 ft)

Hypoid Saw

153 

5477NB
185 mm (7-1/4")



Blade Diameter	185 mm (7-1/4")
Max Cutting Capacity	90°: 60 mm (2-3/8") 45°: 44 mm (1-3/4") 50°: 40 mm (1-9/16")
No Load Speed (RPM)	4,500
Dimensions (L x W x H)	442x183x254 mm (17-3/8"x7-1/4"x10")
Net weight	6.3 kg (13.9 lbs.)
Power supply cord	3.0 m (9.8 ft.)



Circular Saw

303 

HS7600
185 mm (7-1/4")



Continuous rating input	1,200W
Blade Diameter	185 mm (7-1/4")
Max Cutting Capacity	90°: 64 mm (2-1/2") 45°: 42 mm (1-5/8")
No Load Speed (RPM)	5,200
Vibration Level	Cutting Wood: 2.5 m/s ² or less
Sound Pressure Level	87 dB(A)
Sound Power Level	98 dB(A)
Dimensions (L x W x H)	309x234x255 mm (12-1/8"x9-1/4"x10")
Net weight	3.8 kg (8.3 lbs.)
Power supply cord	2.5 m (8.2 ft.)



Circular Saw

174 

HS7101 / HS7100
190 mm (7-1/2")



HS7101: Brake,
Built-in Job Light



Continuous rating input	1,400W
Blade Diameter	190 mm (7-1/2")
Max Cutting Capacity	90°: 67 mm (2-5/8") 45°: 48.5 mm (1-15/16") 50°: 43.5 mm (1-11/16")
No Load Speed (RPM)	5,500
Dimensions (L x W x H)	310x246x258 mm (12-1/4"x9-1/16"x10-1/8")
Net weight	3.8 kg (8.4 lbs.) / 3.7 kg (8.2 lbs.)
Power supply cord	2.5 m (8.2 ft.)

Circular Saw

153 

5008MGA / 5008MG
210 mm (8-1/4")



5008MGA: Brake



Continuous rating input	1,800W
Blade Diameter	210 mm (8-1/4")
Max Cutting Capacity	90°: 75.5 mm (3") 45°: 57 mm (2-1/4") 50°: 51.5 mm (2")
No Load Speed (RPM)	5,200
Dimensions (L x W x H)	332x243x277 mm (13-1/8"x9-9/16"x10-7/8")
Net weight	4.8 kg (10.6 lbs.)
Power supply cord	2.5 m (8.2 ft.)

Circular Saw

153 

5902B
235 mm (9-1/4")



Continuous rating input	2,000W
Blade Diameter	235 mm (9-1/4")
Max Cutting Capacity	90°: 85 mm (3-3/8") 45°: 60 mm (2-3/8") 50°: 53 mm (2-1/16")
No Load Speed (RPM)	4,100
Overall Length	380 mm (15")
Net weight	6.9 kg (15.1 lbs.)
Power supply cord	2.5 m (8.2 ft.)

Circular Saw

203 

5104S / 5104
260 mm (10-1/4") / 270 mm (10-5/8")



SJS
5104S: Soft Start



Continuous rating input	2,100W / 1,700W
Blade Diameter	260 / 270 mm (10-1/4" / 10-5/8")
Max Cutting Capacity	90°: 95 / 100 mm (3-3/4" / 3-15/16") 45°: 69 / 73 mm (2-3/4" / 2-7/8") 50°: 53 mm (2-1/16")
No Load Speed (RPM)	3,800
Dimensions (L x W x H)	405x315x323 mm (16"x12-3/8"x12-3/4")
Net weight	8.2 kg (18.2 lbs.)
Power supply cord	2.5 m (8.2 ft.)

Circular Saw

303 

HS7000
185 mm (7-1/4")



Continuous rating input	1,200W
Blade Diameter	185 mm (7-1/4")
Max Cutting Capacity	90°: 65 mm (2-9/16") 45°: 43 mm (1-11/16")
No Load Speed (RPM)	5,200
Vibration Level	Cutting Wood: 2.5 m/s ² or less
Sound Pressure Level	87 dB(A)
Sound Power Level	98 dB(A)
Dimensions (L x W x H)	298x230x255 mm (11-11/16"x9-1/16"x10")
Net weight	3.8 kg (8.4 lbs.)
Power supply cord	2.5 m (8.2 ft.)

Circular Saw

303 

5806B
185 mm (7-1/4")



Continuous rating input	1,050W
Blade Diameter	185 mm (7-1/4")
Max Cutting Capacity	90°: 66 mm (2-5/8") 45°: 44 mm (1-11/16")
No Load Speed (RPM)	5,200
Overall Length	282 mm (11-1/8")
Net weight	3.5 kg (7.6 lbs.)
Power supply cord	2.5 m (8.2 ft.)

Circular Saw

303 

HS7601
190 mm (7-1/2")



Continuous rating input	1,200W
Blade Diameter	190 mm (7-1/2")
Max Cutting Capacity	90°: 66 mm (2-5/8") 45°: 46 mm (1-13/16")
No Load Speed (RPM)	5,200
Dimensions (L x W x H)	309x232x255 mm (12-1/8"x9-1/8"x10")
Net weight	3.8 kg (8.4 lbs.)
Power supply cord	2.5 m (8.2 ft.)

Circular Saw

203 

5903R
235 mm (9-1/4")



Continuous rating input	2,000W
Max Cutting Capacity	90°: 85 mm (3-11/32") 45°: 64 mm (2-1/2")
Blade Diameter	235 mm (9-1/4")
No Load Speed (RPM)	4,500
Overall Length	400 mm (15-3/4")
Net weight	7.2 kg (15.9 lbs.)
Power supply cord	2.5 m (8.2 ft.)

Circular Saw

153 

N5900B
235 mm (9-1/4")



Continuous rating input	2,000W
Blade Diameter	235 mm (9-1/4")
Max Cutting Capacity	90°: 85 mm (3-3/8") 45°: 60 mm (2-3/8") 50°: 53 mm (2-1/16")
No Load Speed (RPM)	4,100
Overall Length	380 mm (15")
Net weight	6.8 kg (14.8 lbs.)
Power supply cord	2.5 m (8.2 ft.)

Circular Saw

203 

5103R
270 mm (10-5/8")



Continuous rating input	2,100W
Blade Diameter	270 mm (10-5/8")
Max Cutting Capacity	90°: 100 mm (3-15/16") 45°: 73 mm (2-7/8")
No Load Speed (RPM)	3,800
Overall Length	442 mm (17-3/8")
Net weight	9.3 kg (20.6 lbs.)
Power supply cord	2.5 m (8.2 ft.)

Sawing

Circular Saw

153

HS0600

260 mm (10-1/4") / 270 mm (10-5/8")



Continuous rating input	2,000W
Blade Diameter	260 / 270 mm (10-1/4" / 10-5/8")
Max Cutting Capacity	90°: 97 / 101 mm (3-13/16" / 4") 45°: 68 / 71 mm (2-11/16" / 2-13/16") 50°: 61 / 63 mm (2-3/8" / 2-1/2")
No Load Speed (RPM)	4,300
Vibration Level	Cutting Wood: 2.5 m/s ² or less
Sound Pressure Level	94 dB(A)
Sound Power Level	105 dB(A)
Dimensions (L x W x H)	418x273x324 mm (16-1/2"x10-3/4"x12-3/4")
Net weight	6.9 kg (15.2 lbs.)
Power supply cord	2.5 m (8.2 ft.)

Circular Saw

153

5103N

335 mm (13-1/8")



Continuous rating input	1,750W
Blade Diameter	335 mm (13-1/8")
Max Cutting Capacity	90°: 128 mm (5") 45°: 91 mm (3-5/8")
No Load Speed (RPM)	2,900
Overall Length	505 mm (19-7/8")
Net weight	8.9 kg (19.6 lbs.)
Power supply cord	5.0 m (16.4 ft)

Circular Saw

203

5143R

355 mm (14")



Continuous rating input	2,200W
Blade Diameter	355 mm (14")
Max Cutting Capacity	90°: 130 mm (5-1/8") 45°: 90 mm (3-1/2")
No Load Speed (RPM)	2,700
Overall Length	607 mm (23-7/8")
Net weight	12.5 kg (27.6 lbs.)
Power supply cord	5.0 m (16.4 ft)

Circular Saw

153

5402

415 mm (16-5/16")



Blade Diameter	415 mm (16-5/16")
Max Cutting Capacity	90°: 157 mm (6-3/16") 45°: 106 mm (4-3/16")
No Load Speed (RPM)	2,200
Overall Length	615 mm (24-1/4")
Net weight	12.9 kg (28.4 lbs.)
Power supply cord	5.0 m (16.4 ft)

Circular Saw

203

5402NA

415 mm (16-5/16")



Continuous rating input	1,650W
Blade Diameter	415 mm (16-5/16")
Max Cutting Capacity	90°: 158 mm (6-1/4") 45°: 106 mm (4-3/16")
No Load Speed (RPM)	2,200
Overall Length	616 mm (24-1/4")
Net weight	12.5 kg (27.6 lbs.)
Power supply cord	5.0 m (16.4 ft)

Plunge Cut Circular Saw

303

SP6000

165 mm (6-1/2")



Continuous rating input	1,300W
Blade Diameter	165 mm (6-1/2")
Max Cutting Capacity	90°: 56 mm (2-3/16") 45°: 40 mm (1-9/16") 48°: 38 mm (1-1/2")
No Load Speed (RPM)	2,200 - 6,400
Dimensions (L x W x H)	341x225x250 mm (13-3/8"x8-7/8"x9-7/8")
Net weight	4.1 kg (9 lbs.)
Power supply cord	2.5 m (8.2 ft)

Jig Saw

419

4350FCT / 4350CT



4350FCT: LED Light



Continuous rating input	720W
Capacity	Wood: 135 mm (5-5/16") Steel: 10 mm (3/8")
Length of Stroke	26 mm (1")
Strokes Per Minute (SPM)	800 - 2,800
Dimensions (L x W x H)	236x73x207 mm (9-1/4"x2-7/8"x8-1/8")
Net weight	2.7 kg (5.8 lbs.)
Power supply cord	2.5 m (8.2 ft)

Jig Saw

419

4350T



Continuous rating input	580W
Capacity	Wood: 135 mm (5-5/16") Steel: 10 mm (3/8")
Length of Stroke	26 mm (1")
Strokes Per Minute (SPM)	2,800
Dimensions (L x W x H)	236x73x207 mm (9-1/4"x2-7/8"x8-1/8")
Net weight	2.7 kg (5.8 lbs.)
Power supply cord	2.5 m (8.2 ft)

Jig Saw

419

4351FCT / 4351CT



4351FCT: LED Light



Continuous rating input	720W
Capacity	Wood: 135 mm (5-5/16") Steel: 10 mm (3/8")
Length of Stroke	26 mm (1")
Strokes Per Minute (SPM)	800 - 2,800
Dimensions (L x W x H)	271x73x187 mm (10-11/16"x2-7/8"x7-3/8")
Net weight	2.6 kg (5.7 lbs.)
Power supply cord	2.5 m (8.2 ft)

Jig Saw

419

4351T



Continuous rating input	580W
Capacity	Wood: 135 mm (5-5/16") Steel: 10 mm (3/8")
Length of Stroke	26 mm (1")
Strokes Per Minute (SPM)	2,800
Dimensions (L x W x H)	271x73x187 mm (10-11/16"x2-7/8"x7-3/8")
Net weight	2.6 kg (5.7 lbs.)
Power supply cord	2.5 m (8.2 ft)

Jig Saw

64

JV0600



Continuous rating input	650W
Capacity	Wood: 90 mm (3-1/2") Steel: 10 mm (3/8")
Length of Stroke	23 mm (7/8")
Strokes Per Minute (SPM)	500 - 3,100
Dimensions (L x W x H)	236x77x199 mm (9-1/4"x3"x7-7/8")
Net weight	2.4 kg (5.3 lbs.)
Power supply cord	2.5 m (8.2 ft)



Jig Saw

4329 / 4328



4329:
Aluminum Die-Cast Base
4328:
Steel Plate Base



Continuous rating input 450W
Max Cutting Capacity at 90° Wood: 65 mm (2-9/16")
Steel: 6 mm (1/4")
Length of Stroke 18 mm (11/16")
Strokes Per Minute (SPM) 500 - 3,100
Vibration Level Cutting Wood: 7.0 m/s²
Cutting Sheet Metal: 5.0 m/s²
Sound Pressure Level 83 dB(A)
Sound Power Level 94 dB(A)
Dimensions (L x W x H) 4329: 223x77x197 mm (8-3/4"x3"x7-3/4")
4328: 217x77x197 mm (8-1/2"x3"x7-3/4")
Net weight 1.9 kg (4.2 lbs.) / 1.8 kg (4 lbs.)
Power supply cord 2.0 m (6.6 ft)

Jig Saw

4327 / 4326



4327: Variable Speed



Continuous rating input 450W
Capacity Wood: 65 mm (2-9/16")
Steel: 6 mm (1/4")
Length of Stroke 18 mm (11/16")
Strokes Per Minute (SPM) 500 - 3,100 / 3,100
Dimensions (L x W x H) 224x77x197 mm (8-7/8"x3"x7-3/4")
Net weight 1.9 kg (4.2 lbs.)
Power supply cord 2.0 m (6.6 ft)

Jig Saw

4300BV / 4300BA



4300BV:
Variable Speed



Continuous rating input 390W
Capacity Wood: 55 mm (2-1/8")
Steel: 6 mm (1/4")
Length of Stroke 26 mm (1")
Strokes Per Minute (SPM) 0-3,100 / 3,100
Overall Length 225 mm (8-7/8")
Net weight 2.5 kg (5.5 lbs.)
Power supply cord 2.5 m (8.2 ft)

Recipro Saw

JR1000FT



Continuous rating input 340W
Capacity Pipe: 25.4 mm (1")
Wood: 55 mm (2-3/16")
Length of Stroke 14 mm (9/16")
Strokes Per Minute (SPM) 0-4,800
Dimensions (L x W x H) 345x65x96 mm (13-5/8"x2-9/16"x3-3/4")
Net weight 1.6 kg (3.5 lbs.)
Power supply cord 2.5 m (8.2 ft)

Recipro Saw

JR3050T



Continuous rating input 1,010W
Length of Stroke 28 mm (1-1/8")
Strokes Per Minute (SPM) 0 - 2,800
Capacity Pipe: 130 mm (3-1/2")
Wood: 255 mm (10")
Vibration Level Cutting Boards: 15.0 m/s²
Cutting Wooden Beams: 20.0 m/s²
Sound Pressure Level 89 dB(A)
Sound Power Level 100 dB(A)
Overall Length 452 mm (17-3/4")
Net weight 3.3 kg (7.3 lbs.)
Power supply cord 2.5 m (8.2 ft)

Recipro Saw

JR3051T



Continuous rating input 1,200W
Length of Stroke 30 mm (1-3/16")
Strokes Per Minute (SPM) 0-4,300
Capacity Pipe: 130 mm (3-1/2")
Wood: 255 mm (10")
Dimensions (L x W x H) 447x97x176 mm (17-5/8"x3-13/16"x6-15/16")
Net weight 3.2 - 3.3 kg (7.1 - 7.3 lbs.)
Power supply cord 2.5 m (8.2 ft)

Recipro Saw

JR3060T



Continuous rating input 1,250W
Length of Stroke 32 mm (1-1/4")
Strokes Per Minute (SPM) 0 - 2,800
Capacity Pipe: 130 mm (5-1/8")
Wood: 255 mm (10")
Vibration Level Cutting Boards: 15.5 m/s²
Cutting Wooden Beams: 21.0 m/s²
Sound Pressure Level 87 dB(A)
Sound Power Level 98 dB(A)
Overall Length 485 mm (19-1/8")
Net weight 4.4 kg (9.6 lbs.)
Power supply cord 2.5 m (8.2 ft)

Recipro Saw

JR3070CT



AVT



Continuous rating input 1,510W
Length of Stroke 32 mm (1-1/4")
Strokes Per Minute (SPM) 0 - 2,800
Capacity Pipe: 130 mm (5-1/8")
Wood: 255 mm (10")
Vibration Level Cutting Boards: 9.5 m/s²
Cutting Wooden Beams: 10.5 m/s²
Sound Pressure Level 89 dB(A)
Sound Power Level 100 dB(A)
Overall Length 485 mm (19-1/8")
Net weight 4.6 kg (10 lbs.)
Power supply cord 2.5 m (8.2 ft)



Band Saw

LB1200F



Continuous rating input 900W
Capacity Thickness of cut: 165 mm (6-1/2")
Throat: 305 mm (12")
Blade Speed High: (50 Hz) 800 (60 Hz) 1,000 m (50 Hz) 2,624 (60 Hz) 3,280 ft / min
Low: (50 Hz) 400 (60 Hz) 500 m (50 Hz) 1,312 (60 Hz) 1,640 ft / min
Dimensions (L x W x H) 615x775x1,600 mm (24-1/4"x30-1/2"x63")
Net weight 82 kg (181.2 lbs.)
Power supply cord 2.5 m (8.2 ft)

Scroll Saw

SJ401











Continuous rating input 50W
Capacity Thickness of cut: 50 mm (2")
Throat: 406 mm (16")
Length of Stroke 18 mm (11/16")
Strokes Per Minute (SPM) 400-1,600
Overall Length 600 mm (23-5/8")
Net weight 14 kg (30.87 lbs.)

PRODUCTS

▣ PLANING / ROUTERING



-  Double Insulation
-  Variable Speed
-  Brake
-  Constant Speed
-  Soft Start
-  Dust Collecting
-  Built-in Job Light
-  Wooden Carrying Case
-  Carrying Case

Power Planer

100

1600
80 mm (3-1/8")



Continuous rating input 750W
Planing Width 80 mm (3-1/8")
Planing Depth 3 mm (1/8")
No Load Speed (RPM) 16,000
Overall Length 375 mm (14-3/4")
Net weight 5.3 kg (11.8 lbs.)
Power supply cord 5.0 m (16.4 ft)

Power Planer

132

KP0810C
82 mm (3-1/4")



Continuous rating input 1,050W
Planing Width 82 mm (3-1/4")
Planing Depth 4 mm (5/32")
Max Shiplapping 25 mm (1")
No Load Speed (RPM) 12,000
Dimensions (L x W x H) 290x168x176 mm (11-3/8"x6-5/8"x6-15/16")
Net weight 3.4 kg (7.5 lbs.)
Power supply cord 2.5 m (8.2 ft)

Shiplapping : 25mm (1")

Power Planer

132

KP0810
82 mm (3-1/4")



Continuous rating input 850W
Planing Width 82 mm (3-1/4")
Planing Depth 4 mm (5/32")
Max Shiplapping 25 mm (1")
No Load Speed (RPM) 16,000
Dimensions (L x W x H) 290x168x176 mm (11-3/8"x6-5/8"x6-15/16")
Net weight 3.3 kg (7.3 lbs.)
Power supply cord 2.5 m (8.2 ft)

Shiplapping : 25mm (1")

Power Planer

100

1100
82 mm (3-1/4")



Continuous rating input 750W
Planing Width 82 mm (3-1/4")
Planing Depth 3 mm (1/8")
Max Shiplapping 20 mm (3/4")
No Load Speed (RPM) 18,000
Overall Length 415 mm (16-3/8")
Net weight 5.1 kg (11.2 lbs.)
Power supply cord 5.0 m (16.4 ft)

Shiplapping : 20mm (3/4")

Power Planer

411

KP0800
82 mm (3-1/4")



Continuous rating input 620W
Planing Width 82 mm (3-1/4")
Planing Depth 2.5 mm (3/32")
No Load Speed (RPM) 17,000
Dimensions (L x W x H) 285x158x158 mm (11-1/4"x6-1/4"x6-1/4")
Net weight 2.8 kg (6.2 lbs.)
Power supply cord 2.5 m (8.2 ft)

Shiplapping : 9 mm (11/32")

Power Planer

51

N1923B
82 mm (3-1/4")



Continuous rating input 600W
Planing Width 82 mm (3-1/4")
Planing Depth 1 mm (1/32")
Max Shiplapping 23 mm (15/16")
No Load Speed (RPM) 16,000
Overall Length 293 mm (11-1/2")
Net weight 3.1 kg (6.8 lbs.)
Power supply cord 2.5 m (8.2 ft)

Shiplapping : 23mm (29/32")

Power Planer

51

N1900B
82 mm (3-1/4")



Continuous rating input 580W
Planing Width 82 mm (3-1/4")
Planing Depth 1 mm (1/32")
No Load Speed (RPM) 16,000
Overall Length 290 mm (11-3/8")
Net weight 2.8 kg (6.1 lbs.)
Power supply cord 2.5 m (8.2 ft)

Shiplapping : 9mm (11/32")

Power Planer

106

1911B
110 mm (4-3/8")



Continuous rating input 840W
Planing Width 110 mm (4-3/8")
Planing Depth 2 mm (1/16")
No Load Speed (RPM) 16,000
Overall Length 355 mm (14")
Net weight 4.1 kg (9.1 lbs.)
Power supply cord 5.0 m (16.4 ft)

Power Planer

153

1804N
136 mm (5-3/8")



Continuous rating input 960W
Planing Width 136 mm (5-3/8")
Planing Depth 3 mm (1/8")
No Load Speed (RPM) 16,000
Overall Length 445 mm (17-1/2")
Net weight 7.9 kg (17.4 lbs.)
Power supply cord 5.0 m (16.4 ft)

Power Planer

153

1805N
155 mm (6-1/8")



Continuous rating input 1,140W
Planing Width 155 mm (6-1/8")
Planing Depth 2 mm (1/16")
No Load Speed (RPM) 15,000
Overall Length 445 mm (17-1/2")
Net weight 7.9 kg (17.3 lbs.)
Power supply cord 5.0 m (16.4 ft)

Planer

203

KP312S / KP312
312 mm (12-1/4")



KP312S : Soft Start



Continuous rating input 2,200W / 1,700W
Cutting Width 312 mm (12-1/4")
Cutting depth Cutting width 0-150 mm : 3.5 mm (1/8")
Cutting width 150-240 mm : 2.0 mm (1/16")
Cutting width 240-312 mm : 1.5 mm (1/16")
No Load Speed (RPM) 12,000
Overall Length 551 mm (21-3/4")
Net weight 18.4 kg (40.6 lbs.)
Power supply cord 10 m (33 ft)



Planer

153

2012NB
304 mm (12")



Continuous rating input	1,650W
Cutting Width	304 mm (12")
Cutting depth	Cutting width 0-150 mm : 3 mm (1/8")
	Cutting width 150-240 mm : 1.5 mm (1/16")
Feed rate/min.	8.5 m (27.9 ft)
Table Size (W x L)	304 x 771 mm (12" x 30-3/8")
No Load Speed (RPM)	8,500
Dimensions (L x W x H)	483x771x401 mm (19"x30-3/8"x15-13/16")
Net weight	27.1 - 27.6 kg (59.7 - 60.9 lbs.)
Power supply cord	2.5 m (8.2 ft)

Curved Planer

153

1002BA
110 mm (4-3/8")



Continuous rating input	1,050W
Planing Width	110 mm (4-3/8")
Planing Depth	4 mm (5/32")
Max curved radial cuts	Concave : 300 mm (11-13/16")
No Load Speed (RPM)	15,000
Overall Length	339 mm (13-5/16")
Net weight	5.2 kg (11.4 lbs.)
Power supply cord	5.0 m (16.4 ft)



Plate Joiner

459

PJ7000



Continuous rating input	701W
Blade Diameter	100 mm (4")
No Load Speed (RPM)	11,000
Dimensions (L x W x H)	302x139x145 mm (11-7/8"x5-1/2"x5-3/4")
Net weight	2.8 kg (6.2 lbs.)
Power supply cord	2.5 m (8.2 ft)

Groove Cutter

153

3501N



Continuous rating input	1,160W
Max cutter blade size	Dia. x Width : 120x36 mm (4-3/4"x1-3/8")
Max cutting depth	Cutter / Saw : 30 mm (1-1/8") / 65 mm (2-1/2")
No Load Speed (RPM)	6,500
Overall Length	365 mm (14-3/8")
Net weight	7.2 kg (15.8 lbs.)
Power supply cord	5.0 m (16.4 ft)

Trimmer

411

RT0700C
6 mm (1/4"), 8 mm (3/8")



Continuous rating input	710W
Collet Capacity	6 mm, 8 mm or 1/4", 3/8"
No Load Speed (RPM)	10,000 - 30,000
Vibration Level	Rotation w/o Load: 2.5 m/s ² or less Cutting Grooves in MDF: 3.5 m/s ²
Sound Pressure Level	82 dB(A)
Sound Power Level	93 dB(A)
Dimensions (L x W x H)	89x89x200 mm (3-1/2"x3-1/2"x7-7/8")
Net weight	1.8 - 2.7 kg (3.9 - 6.0 lbs.)
Power supply cord	2.5 m (8.2 ft)

Trimmer

411

3709
6 mm (1/4")



Continuous rating input	530W
Collet Capacity	6 mm or 1/4"
No Load Speed (RPM)	30,000
Vibration Level	Rotation w/o Load: 2.5 m/s ² or less
Sound Pressure Level	80 dB(A)
Dimensions (L x W x H)	89x90x199 mm (3-1/4"x3-1/2"x7-7/8")
Net weight	1.5 kg (3.3 lbs.)
Power supply cord	2.5 m (8.2 ft)

Trimmer

411

3707FC
6 mm (1/4")



Continuous rating input	500W
Collet Capacity	6 mm or 1/4"
No Load Speed (RPM)	26,000
Vibration Level	Rotation w/o Load: 2.5 m/s ² or less
Sound Pressure Level	76 dB(A)
Dimensions (L x W x H)	90x90x204 mm (3-1/2"x3-1/2"x8")
Net weight	1.3 kg (2.8 lbs.)
Power supply cord	2.5 m (8.2 ft)



Trimmer

411

3707F / 3707
6 mm (1/4")



Continuous rating input	440W
Collet Capacity	6 mm or 1/4"
No Load Speed (RPM)	35,000
Vibration Level	Rotation w/o Load: 2.5 m/s ² or less
Sound Pressure Level	80 dB(A)
Dimensions (L x W x H)	90x90x204 mm (3-1/2"x3-1/2"x8")
Net weight	1.2 kg (2.7 lbs.)
Power supply cord	2.5 m (8.2 ft)

Trimmer

51

N3701
6 mm (1/4")



Continuous rating input 440W
Collet Capacity 6 mm or 1/4"
No Load Speed (RPM) 30,000
Overall Height 181 mm (7-1/8")
Net weight 1.6 kg (3.4 lbs.)
Power supply cord 2.5 m (8.2 ft.)

Trimmer

411

3710
6 mm (1/4")



Continuous rating input 530W
Collet Capacity 6 mm or 1/4"
No Load Speed (RPM) 30,000
Vibration Level Rotation w/o Load: 2.5 m/s² or less
Sound Pressure Level 80 dB(A)
Dimensions (L x W x H) 102x122x302 mm
(4"x4-13/16"x11-7/8")
Net weight 1.5 kg (3.3 lbs.)
Power supply cord 2.5 m (8.2 ft.)



Trimmer

411

3708FC
6 mm (1/4")



Continuous rating input 500W
Collet Capacity 6 mm or 1/4"
No Load Speed (RPM) 26,000
Vibration Level Rotation w/o Load: 2.5 m/s² or less
Sound Pressure Level 76 dB(A)
Dimensions (L x W x H) 103x117x308 mm
(4-1/16"x4-13/16"x12-1/2")
Net weight 1.3 kg (2.9 lbs.)
Power supply cord 2.5 m (8.2 ft.)

Trimmer

411

3708F
6 mm (1/4")



Continuous rating input 440W
Collet Capacity 6 mm or 1/4"
No Load Speed (RPM) 35,000
Vibration Level Rotation w/o Load: 2.5 m/s² or less
Sound Pressure Level 80 dB(A)
Dimensions (L x W x H) 103x117x308 mm
(4-1/16"x4-13/16"x12-1/2")
Net weight 1.3 kg (2.8 lbs.)
Power supply cord 2.5 m (8.2 ft.)



Router

303

RP1110C
8 mm or 1/4"



Continuous rating input 1,100W
Collet Capacity 8 mm or 1/4"
Plunge Capacity 0 - 57 mm (2 - 1/4")
No Load Speed (RPM) 8,000 - 24,000
Vibration Level Cutting Grooves in MDF: 5.0 m/s²
Sound Pressure Level 81 dB(A)
Sound Power Level 92 dB(A)
Dimensions (L x W x H) 110x269x260 mm
(4-5/16"x10-5/8"x10-1/4")
Net weight 3.4 kg (7.5 lbs.)
Power supply cord 4.0 m (13.1 ft.)

Router

303

RP0910
8 mm or 1/4"



Continuous rating input 900W
Collet Capacity 8 mm or 1/4"
Plunge Capacity 0 - 57 mm (2 - 1/4")
No Load Speed (RPM) 27,000
Vibration Level Cutting Grooves in MDF: 8.0 m/s²
Sound Pressure Level 83 dB(A)
Sound Power Level 94 dB(A)
Dimensions (L x W x H) 110x269x260 mm
(4-5/16"x10-5/8"x10-1/4")
Net weight 3.3 kg (7.3 lbs.)
Power supply cord 4.0 m (13.1 ft.)



Router

106

RP0900
6 mm (1/4"), 8 mm (3/8")



Continuous rating input 900W
Collet Capacity 6 mm, 8 mm or 1/4", 3/8"
Plunge Capacity 0 - 35 mm (0 - 1-3/8")
No Load Speed (RPM) 27,000
Vibration Level Cutting Grooves in MDF: 4.0 m/s²
Sound Pressure Level 89 dB(A)
Sound Power Level 100 dB(A)
Dimensions (L x W x H) 110x256x217 mm
(4-5/16"x10-3/32"x8-17/32")
Net weight 2.7 kg (6 lbs.)
Power supply cord 2.5 m (8.2 ft.)

Router

203

RP2301FC
12 mm (1/2")



Continuous rating input 2,100W
Collet Capacity 12 mm or 1/2"
Plunge Capacity 0 - 70 mm (0 - 2-3/4")
No Load Speed (RPM) 9,000 - 22,000
Vibration Level Cutting Grooves in MDF: 4.5 m/s²
Sound Pressure Level 87 dB(A)
Sound Power Level 98 dB(A)
Dimensions (L x W x H) 155x294x312 mm
(6-1/8"x11-5/8"x12-1/4")
Net weight 6.1 kg (13.5 lbs.)
Power supply cord 4.0 m (13.1 ft.)



Router

203

RP2300FC
12 mm (1/2")



Continuous rating input 2,300W
Collet Capacity 12 mm or 1/2"
Plunge Capacity 0 - 70 mm (0 - 2-3/4")
No Load Speed (RPM) 9,000 - 22,000
Vibration Level Cutting Grooves in MDF: 4.5 m/s²
Sound Pressure Level 87 dB(A)
Sound Power Level 98 dB(A)
Dimensions (L x W x H) 155x294x312 mm
(6-1/8"x11-5/8"x12-1/4")
Net weight 6.1 kg (13.5 lbs.)
Power supply cord 4.0 m (13.1 ft.)

Router

203

RP1800F / RP1800
12 mm (1/2")



Continuous rating input 1,850W
Collet Capacity 12 mm or 1/2"
Plunge Capacity 0 - 70 mm (0 - 2-3/4")
Base dia. 170 mm (6-11/16")
No Load Speed (RPM) 22,000
Vibration Level Cutting Grooves in MDF: 4.0 m/s²
Sound Pressure Level 86 dB(A)
Sound Power Level 97 dB(A)
Dimensions (L x W x H) 155x294x312 mm
(6-1/8"x11-5/8"x12-1/4")
Net weight 6 kg (13.2 lbs.)
Power supply cord 4.0 m (13.1 ft.)

RP1800F:
LED Light



Router

203

RP1801F / RP1801
12 mm (1/2")



Continuous rating input 1,650W
Collet Capacity 12 mm or 1/2"
Plunge Capacity 0 - 70 mm (0 - 2-3/4")
Base dia. 170 mm (6-11/16")
No Load Speed (RPM) 22,000
Vibration Level Cutting Grooves in MDF: 4.0 m/s²
Sound Pressure Level 86 dB(A)
Sound Power Level 97 dB(A)
Dimensions (L x W x H) 155x294x312 mm
(6-1/8"x11-5/8"x12-1/4")
Net weight 6 kg (13.2 lbs.)
Power supply cord 4.0 m (13.1 ft.)

RP1801F:
LED Light



Planing / Routering

Router

153

3612BR
12 mm (1/2")



Continuous rating input	1,600W
Collet Capacity	12 mm or 1/2"
Plunge Capacity	0 - 65 mm (0 - 2-9/16")
No Load Speed (RPM)	23,000
Dimensions (L x W x H)	160x276x287 mm (6-5/16"x10-7/8"x11-5/16")
Net weight	5.5 kg (12.1 lbs.)
Power supply cord	2.5 m (8.2 ft.)

Router

153

3600H
12 mm (1/2")



Continuous rating input	1,500W
Collet Capacity	12 mm or 1/2"
Base dia.	160 mm (6-1/4")
No Load Speed (RPM)	24,000
Overall Height	210 mm (8-1/4")
Net weight	4.4 kg (9.8 lbs.)
Power supply cord	5.0 m (16.4 ft.)

Router

303

RP1101
12 mm (1/2")



Continuous rating input	1,250W
Collet Capacity	12.7 mm, 6.35 mm or 1/2", 1/4"
Plunge Capacity	0 - 66 mm (2 - 19/32")
No Load Speed (RPM)	8,000 - 24,000
Overall Height	291 mm (11-1/2")
Net weight	4.3 kg (9.4 lbs.)
Power supply cord	2.5 m (8.2 ft.)

Router

303

RD1101
12 mm (1/2")



Continuous rating input	1,100W
Collet Capacity	12.7 mm, 6.35 mm or 1/2", 1/4"
Plunge Capacity	0 - 55 mm (0 - 2-3/16")
No Load Speed (RPM)	8,000 - 24,000
Overall Height	223 mm (8-3/4")
Net weight	3.4 kg (7.4 lbs.)
Power supply cord	2.5 m (8.2 ft.)

Router

303

RF1101
12 mm (1/2")



Continuous rating input	1,100W
Collet Capacity	12.7 mm, 6.35 mm or 1/2", 1/4"
Plunge Capacity	0 - 55 mm (0 - 2-3/16")
No Load Speed (RPM)	8,000 - 24,000
Overall Height	223 mm (8-3/4")
Net weight	3.3 kg (7.3 lbs.)
Power supply cord	2.5 m (8.2 ft.)

Router

153

3601B
12 mm (1/2")



Continuous rating input	930W
Collet Capacity	12 mm or 1/2"
No Load Speed (RPM)	23,000
Overall Height	190 mm (7-1/2")
Net weight	3.6 kg (7.9 lbs.)
Power supply cord	5.0 m (16.4 ft.)

Cut-out Tool

64

3706
6.35 mm (1/4")



Continuous rating input	550W
Collet Capacity	3.18 mm or 6.35 mm (1/8" or 1/4")
No Load Speed (RPM)	32,000
Overall Height	250 mm (9-7/8")
Net weight	1.1 kg (2.4 lbs.)
Power supply cord	3.0 m (10 ft.)

Sash Router

411

4403
6 mm (1/4")



Continuous rating input	530W
Collet Capacity	6 mm or 1/4"
Max Width of Work	123 mm (4-7/8")
Max Width of Work (45°)	77 mm (3")
Max Height of Work	185 mm (7-1/4")
Transverse Travel of Table (Bed)	113 mm (4-1/2")
Longitudinal Travel of Table (Bed)	73 mm (2-7/8")
No Load Speed (RPM)	30,000
Dimensions (L x W x H)	327x350x355 mm (12-7/8"x13-13/16"x14")
Net weight	1.6 kg (3.5 lbs.)
Power supply cord	2.5 m (8.2 ft.)

Chain Mortiser

153

7104L








Continuous rating input	1,140W
Capacity	Max hole width: 130 mm (5-1/8") Max hole depth: 155 mm (6-1/8")
No Load Speed (RPM)	3,200
Dimensions (L x W x H)	512x298x513 mm (20-3/16"x11-3/4"x20-1/4")
Net weight	17.8 - 18.2 kg (39.4 - 40.1 lbs.)
Power supply cord	5.0 m (16.4 ft.)



PRODUCTS

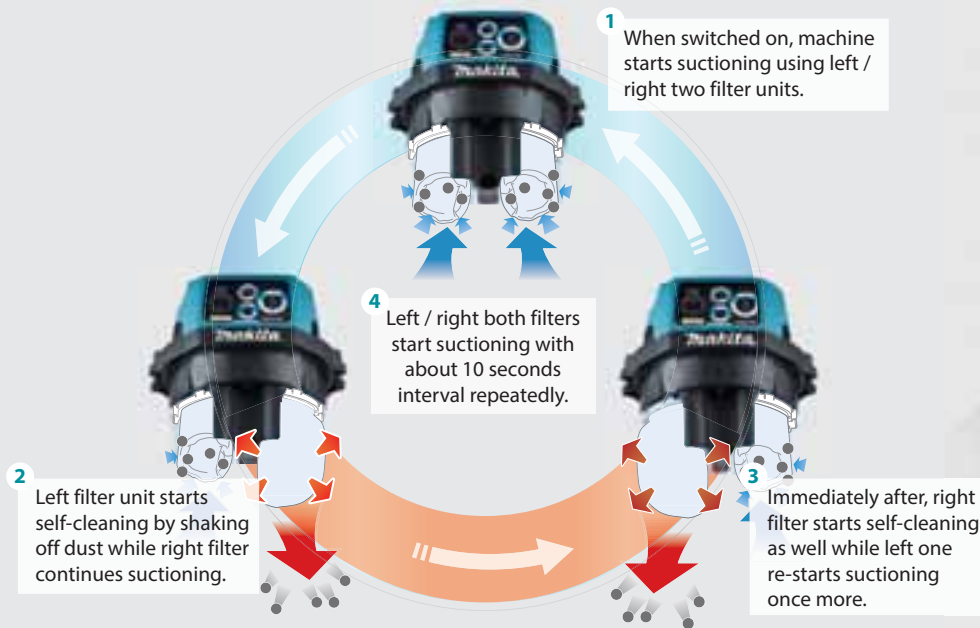
▣ DUST EXTRACTION



-  Double Insulation
-  Variable Speed
-  Stainless Tank
-  Revolving Hose
-  Static Free Hose

Automatic Self-cleaning Filtration System achieved by two filter units

Constantly high suction power throughout operation because dust is removed from Prefilters every 10 seconds during operation.



VC321H / VC321M

32 L Dust Class H / M GYUPPA Vacuum Cleaner (Wet & Dry)


173

Vacuum Cleaner



- GYUPPA automatic self-cleaning twin filter of our unique design removes dust from prefilters during operation
- Approved for Dust Class H / M in accordance with the EU standard
- High maneuverability and easy mobility thanks to 32 Liter compact stainless steel tank
- 32L Large dust bag capacity enables continuous cleaning work
- Suitable for working with power tools

Continuous rating input	1,050W
Max peak air flow	2 m ³ / min
Max Sealed Suction (water column)	22.0 kPa (2,240 mmH ₂ O)
Tank capacity	Dust : 32 L Water : 27 L
Dimensions (L x W x H)	552x398x685 mm (21-3/4"x15-5/8"x27")
Net weight	16.9 kg (37.3 lbs.)
Power supply cord	5.0 m (16.4 ft)



Hose, Front Cuffs (22, 24, 38), Belt Hook, Hose Band, Cap, Poly bag set

VC221M

22 L Dust Class M GYUPPA Vacuum Cleaner (Wet & Dry)


173

Vacuum Cleaner



- GYUPPA automatic self-cleaning twin filter of our unique design removes dust from prefilters during operation
- Approved for Dust Class M in accordance with the EU standard
- High maneuverability and easy mobility thanks to 22 Liter compact stainless steel tank
- 22L Large dust bag capacity enables continuous cleaning work
- Suitable for working with power tools

Continuous rating input	1,050W
Max peak air flow	2.0 m ³ / min
Max Sealed Suction (water column)	22.0 kPa (2,240 mmH ₂ O)
Tank capacity	Dust : 22 L Water : 17 L
Dimensions (L x W x H)	552x398x569 mm (21-3/4"x15-5/8"x22-3/8")
Net weight	16.3 kg (35.9 lbs.)
Power supply cord	5.0 m (16.4 ft)



Hose, Front Cuffs (22, 24, 38), Belt Hook, Hose Band, Cap, Poly bag 800x650, Poly bag set (incl. 10 pcs of Poly bag 800x650)

VC2201M

22 L Dust Class M GYUPPA Vacuum Cleaner (Wet & Dry)

Vacuum Cleaner



- Wet & Dry compact vacuum cleaner without power tool activation, based on Model VC221M
- GYUPPA automatic self-cleaning twin filter of our unique design removes dust from prefilters during operation
- Approved for Dust Class M in accordance with the EU standard
- High maneuverability and easy mobility thanks to 22 Liter compact stainless steel tank

Continuous rating input	1,050W
Max peak air flow	2.0 m ³ / min
Max Sealed Suction (water column)	22.0 kPa (2,240 mmH ₂ O)
Tank capacity	Dust : 22 L Water : 17 L
Dimensions (L x W x H)	552x398x569 mm (21-3/4"x15-5/8"x22-3/8")
Net weight	16 kg (35.4 lbs.)
Power supply cord	5.0 m (16.4 ft)

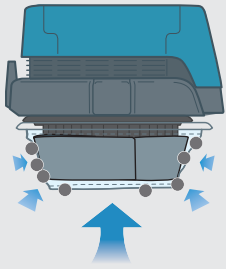


Hose, Front Cuffs (22, 24, 38), Cap, Poly bag 800x650, Poly bag set (incl. 10 pcs of Poly bag 800x650)

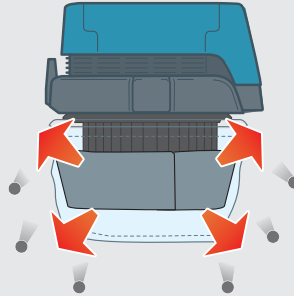
Dust Extraction

Automatic self-cleaning filter (VC1310L, VC2510L, VC3210L)

obtained by Triple filter structure composed of : Powder filter + Damper + Prefilter



When the power is switched on, Prefilter collapses into itself to compress Damper, and fits closely over Damper and Powder filter.



When the power is switched off, Damper expands back to its original size and shakes off dust from Prefilter automatically with its expanding power.

Powder filter

Damper

Prefilter



Allows for:

Constantly high suction power

Easy filter cleaning simply by tapping dust off of Prefilter

Quiet cleaning because Damper and Prefilter make no noise

GYUPPA!

VC2510L / VC1310L

25L (VC2510L) / 13L (VC1310L) Dust Class L GYUPPA Vacuum Cleaner (Wet & Dry)

173 mm

Vacuum Cleaner

- GYUPPA automatic self-cleaning filter of our unique design allows for constantly high suction power
- Easy filter cleaning simply by tapping dust off of prefilter
- Quiet cleaning because Damper and Prefilter make no noise
- Powerful 1,050 W motor generates 3.5 m³/min of Max air flow / 22 kPa of Max sealed suction
- Approved for Dust Class L in accordance with the EU standard

	VC2510L	VC1310L
Continuous rating input	1,050W	1,050W
Max peak air flow	2.0 m ³ / min	2.0 m ³ / min
Max Sealed Suction	22.0 kPa	22.0 kPa
(water column)	(2,240 mmH ₂ O)	(2,240 mmH ₂ O)
Tank capacity	Dust : 25 L	Dust : 13 L
	Water : 14 L	Water : 7 L
Dimensions (L x W x H)	432x416x451 mm	366x334x420 mm
	(17"x16-3/8"x17-3/4")	(14-3/8"x13-1/8"x16-1/2")
Net weight	10.5 kg (23.2 lbs.)	9.6 kg (21.2 lbs.)
Power supply cord	5.0 m (16.4 ft)	5.0 m (16.4 ft)



GYUPPA!



Hose, Holder 10-33, Front Cuffs (22, 24, 38), Poly bag set

VC3210L

32 L Dust Class L GYUPPA Vacuum Cleaner (Wet & Dry)

173 mm

Vacuum Cleaner

- GYUPPA automatic self-cleaning filter of our unique design allows for constantly high suction power
- Easy filter cleaning simply by tapping dust off of prefilter
- Quiet cleaning because Damper and Prefilter make no noise
- Powerful 1,050 W motor generates 3.5 m³/min of Max air flow / 22 kPa of Max sealed suction
- Approved for Dust Class L in accordance with the EU standard

Continuous rating input	1,050W
Max peak air flow	2.0 m ³ / min
Max Sealed Suction	22.0 kPa
(water column)	(2,240 mmH ₂ O)
Tank capacity	Dust : 32 L
	Water : 27 L
Dimensions (L x W x H)	552x398x685 mm (21-3/4"x15-5/8"x27")
Net weight	14.5 kg (32 lbs.)
Power supply cord	5.0 m (16.4 ft)



GYUPPA!



Hose, Holder 10-33, Front Cuffs (22, 24, 38), Poly bag set

DVC860L / DVC861L / DVC150L / DVC151L

Corded / 18V X2 (36V) LXT Li-Ion Cordless Dust Class L Vacuum Cleaner (DVC860L / DVC150L: Wet & Dry / DVC861L / DVC151L : Dry)

Corded and Cordless Vacuum Cleaner

- HEPA Filter is used to capture very fine particles effectively (DVC861L, DVC151L)
- Powered by AC and two 18V Li-Ion batteries in series
- Powerful 1,050W motor generates 3.6 m³/min of Max air flow / 24 kPa of Max sealed suction / 320W of Suction power
- Two 18V LXT batteries generate 2.1 m³/min of Max air flow / 9 kPa of Max sealed suction / 70W of Suction power
- Delivers up to 65 min of run time using BL1850B

	DVC860L / DVC150L	DVC861L / DVC151L
Capacity	DVC860L: Dust / Water: 8 / 6 L	DVC861L: Dust: 8 L
	DVC150L: Dust / Water: 15 / 12 L	DVC151L: Dust: 15 / - L
Continuous use (min.)	w/ BL1850B x2: 65	w/ BL1850B x2: 65
Max Air Flow	AC / DC: 3.6 / 2.1 m ³ /min	AC / DC: 3.6 / 2.1 m ³ /min
Max Sealed Suction	AC / DC: 24 / 9 kPa	AC / DC: 24 / 9 kPa
Suction Power	AC / DC: 320 / 25 - 70 W	AC / DC: 320 / 25 - 70 W
Vibration Level	2.5 m/s ² or less	2.5 m/s ² or less
Sound Pressure Level	75 dB(A)	75 dB(A)
Dimensions (L x W x H)	DVC860L: 366x334x368 mm	DVC861L: 366x334x368 mm
	(14-3/8"x13-1/8"x14-1/2")	(14-3/8"x13-1/8"x14-1/2")
	DVC150L: 366x334x421 mm	DVC151L: 366x334x421 mm
	(14-3/8"x13-1/8"x16-1/2")	(14-3/8"x13-1/8"x16-1/2")
Net weight	DVC860L: 8.6 - 9.2 kg (19.0 - 20.3 lbs.)	DVC861L: 9.3 - 9.9 kg (20.5 - 21.8 lbs.)
	DVC150L: 8.9 - 9.6 kg (19.7 - 21.1 lbs.)	DVC151L: 9.6 - 10.3 kg (21.2 - 22.6 lbs.)



18V + 18V → 36V



Floor Nozzle, Corner Nozzle, Straight Pipe, Bent Pipe, Hose (38mm-2.5m), Plastic Dust Bag, Plastic Dust Bag x10, Cloth Filter (DVC860L, DVC150L), Powder Filter (DVC861L, DVC151L), Tool Box, Connection cord (country-specific), Battery, Charger

VC4210M / VC4210L 34 L Dust Class M (VC4210M) / Dust Class L (VC4210L) Vacuum Cleaner (Wet & Dry)

Vacuum Cleaner



- For both wet and dry vacuum cleaning
- Best suitable for working with power tools
- MAKPAC holder in serial - Easy to clip the box on top of the machine
- A power outlet with Auto/On/Off function is on this model with a max. socket load of 2,400 W; When working with electric drilling, sanding or cutting tools the automatic start/stop function activates the machine when a connected power tool is used



Hose, Quickcoupling, Universal powertool adapter, Fleece filter bag, Disposal bag, Chrome hand tube, Metal tube, Floor Nozzle, Crevice Nozzle, Makpac holder, Powertool adapter

Continuous rating input	1,200W
Max peak air flow	4.5 m ³ / min
Max Sealed Suction	25.0 kPa
Tank capacity	Dust : 34 L
	Water : 30 L
Sound level	60 dB(A)
Dimensions (L x W x H)	565x385x605 mm
Net weight	16.0 kg (35.3 lbs.)
Power supply cord	7.5 m (24.6 ft)

VC3012M / VC3012L 24 L Dust Class M (VC3012M) / Dust Class L (VC3012L) Vacuum Cleaner (Wet & Dry)

Vacuum Cleaner



- For both wet and dry vacuum cleaning
- Best suitable for working with power tools
- Push & Clean semi-automatic filter cleaning system for extended operating time and filter life
- When working with electric drilling, sanding or cutting tools the automatic start/stop function activates the machine when a connected power tool is used



Hose, Powertool adapter, AS quick, Quickcoupling, Fleece filter bag, Disposal bag, Chrome hand tube, Metal tube, Floor Nozzle, Crevice Nozzle, Tube Holder

Continuous rating input	1,500W
Max peak air flow	3.7 m ³ / min
Max Sealed Suction	25.0 kPa
Tank capacity	Dust : 24 L
	Water : 19 L
Sound level	59 dB(A)
Dimensions (L x W x H)	450x380x595 mm
Net weight	11.0 kg (25.3 lbs.)
Power supply cord	7.5 m (24.6 ft)

VC3011L 26 L Dust Class L Vacuum Cleaner (Wet & Dry)

Vacuum Cleaner



- Approved for Dust Class L in accordance with the EU standard
- For both wet and dry vacuum cleaning
- Best suitable for working with power tools
- Push & Clean semi-automatic filter cleaning system for extended operating time and filter life
- When working with electric drilling, sanding or cutting tools the automatic start/stop function activates the machine when a connected power tool is used



Hose, Crevice Nozzle, Tool adapter, Tool Box, Floor Nozzle, Aluminum tube, Fleece filter bag, Disposal bag

Continuous rating input	1,000W
Max peak air flow	3.6 m ³ / min
Max Sealed Suction	21.0 kPa
Tank capacity	Dust : 26 L
	Water : 23 L
Sound level	72 dB(A)
Dimensions (L x W x H)	390x400x635 mm
Net weight	9.0 kg (19.9 lbs.)
Power supply cord	7.5 m (24.6 ft)

VC2512L / VC2012L 21 L (VC2512L) / 15L (VC2012L) Dust Class L Vacuum Cleaner (Wet & Dry)

Vacuum Cleaner



- Approved for Dust Class L in accordance with the EU standard
- For both wet and dry vacuum cleaning
- Best suitable for working with power tools
- Push & Clean semi-automatic filter cleaning system for extended operating time and filter life
- When working with electric drilling, sanding or cutting tools the automatic start/stop function activates the machine when a connected power tool is used



Hose, Hand tube, Crevice Nozzle, Floor Nozzle, Tool adapter, Aluminum tube, Fleece filter bag, Disposal bag

	VC2512L	VC2012L
Continuous rating input	1,000W	1,000W
Max peak air flow	3.6 m ³ / min	3.6 m ³ / min
Max Sealed Suction	21.0 kPa	21.0 kPa
Tank capacity	Dust : 21 L	Dust : 15 L
	Water : 18 L	Water : 12 L
Sound level	72 dB(A)	72 dB(A)
Dimensions (L x W x H)	390x390x530 mm	371x390x495 mm
Net weight	7.0 kg (15.5 lbs.)	7.0 kg (15.5 lbs.)
Power supply cord	5 m (16.4 ft)	5 m (16.4 ft)

VC2000L 20 L Dust Class L Vacuum Cleaner

Vacuum Cleaner



new

- Approved for Dust Class L in accordance with the EU standard
- Push & Clean semi-automatic filter cleaning system for extended operating time and filter life
- Convenient integrated carry handle for easier transportation
- Powerful 1,000 W motor generates 21 kPa of Max sealed suction
- 20 L Large dust bag capacity enables continuous cleaning work



Continuous rating input	1,000W
Max Sealed Suction	21.0 kPa
Tank capacity	20 L
Dimensions (L x W x H)	390x385x505 mm
Net weight	7.5 kg (N/A lbs.)
Power supply cord	5 m (16.4 ft)

Blower

303 W

UB1103 / UB1102



UB1103: Variable Speed



Continuous rating input	600W
Max Air Volume	UB1103 : 0 - 4.1 m ³ /min UB1102 : 4.1 m ³ /min
Max Air Velocity	UB1103 : 0 - 91 m/s UB1102 : 91 m/s
Air Pressure	UB1103 : 0 - 5.7 kPa UB1102 : 5.7 kPa
No Load Speed (RPM)	UB1103 : 0 - 16,000 UB1102 : 16,000
Vibration Level	Operation w/o Load: 2.5 m/s ²
Sound Pressure Level	83 dB(A)
Sound Power Level	94 dB(A)
Dimensions (L x W x H)	479x185x178 mm (18-7/8"x7-1/4"x7")
Net weight	1.9 - 2.2 kg (4.3 - 4.8 lbs.)
Power supply cord	2.5 m (8.2 ft.)



Blower

303 W

UB1101 / UB1100



UB1101: Variable Speed



Continuous rating input	600W
Max Air Volume	UB1101 : 0 - 2.8 m ³ /min UB1100 : 2.8 m ³ /min
Max Air Velocity	UB1101 : 0 - 51 m/s UB1100 : 51 m/s
Air Pressure	UB1101 : 0 - 5.5 kPa UB1100 : 5.5 kPa
No Load Speed (RPM)	UB1101 : 0 - 16,000 UB1100 : 16,000
Vibration Level	Operation w/o Load: 3.0 m/s ²
Sound Pressure Level	86 dB(A)
Sound Power Level	97 dB(A)
Dimensions (L x W x H)	480x170x180 mm (18-7/8"x6-11/16"x7-1/8")
Net weight	1.8 - 2.1 kg (4.0 - 4.5 lbs.)
Power supply cord	5.0 m (16.4 ft.)

Dust classes in accordance with the EU standard

Since 1997, hazardous dusts have been categorized into 3 (three) classes, namely, Class L, Class M and Class H, which is regulated by IEC60335-2-69 (world wide) and by EN 60335-2-69. The vacuum cleaners suitable for each of dust class have been also defined by these regulations as follows :

Dust class	Model No.	Definition Of Dust	Major requirement	Dust permeability *4
H	VC3211H	*OEL values >0.1mg/m ³ all kinds of dusts caused cancer, disease.	<ul style="list-style-type: none"> • Air flow sensor • Filter protection structure *1 • Structure that requires a tool for filter removal/installation *2 • Structure that protects users from exposure to dust when emptying dust bag *3 	less than 0.005%
M	VC3211M, VC2211M, VC4210M, VC3012M,	*OEL values >0.1mg/m ³ as well as saw dust	<ul style="list-style-type: none"> • Air flow sensor • Filter protection structure *1 	less than 0.1%
L	VC1310L, VC2510L, VC3210L, DVC860L, DVC861L, DVC865L, DVC866L, DVC867L, DVC750L, DVC150L, DVC151L, DVC155L, DVC156L, DVC157L, VC4210L, VC2012L, VC2512L, VC3011L, VC3012L	*OEL values >1mg/m ³		less than 1%

HEPA filter

Apart from the above standard regulated by IEC/EN 60335-2-69, "HEPA" is widely recognized as one of famous guidelines of the filtration efficiency.

According to this standard, the filter of "HEPA " should remove more than 99.75% of airborne particles of 0.3µm in diameter.

Thus, it stipulates only a filtration efficiency of the filter itself , while IEC/EN60335-2-69 defines the vacuum machine suitable for each dust class (construction, mechanical strength of machine) as well as its dust permeability. In this sense, Dust Class H vacuum cleaner does not always have to be equipped with HEPA filter as long as it meets the requirements of IEC/EN60335-2-69. Another difference between HEPA testing methods and the IEC/EN60335-2-69 is the dust loading.

Filter elements for dust classes M and H are to be tested with the limestone dust particles in large quantities for checking the physical strength of filter, while HEPA tests are done with very small liquid droplets.

* OEL : Occupation Exposure Limit

In dirty indoor environment with high activity , such as schools, the average values of OEL are measured 0.5mg/m³. In case of "non-activity place", 0.15mg/m³ in office and 0.2mg/m³ in school are measured in average.

*1 Filters should be protected from sharp objects such as nails when they are accidentally sucked up. The solution for VC3211M/ VC3211H is a protector for the filter units.

*2 Filters loaded with dust should not be easily removed. The solution for VC3211H is a screw that locks the filter unit lock lever to the lock plate.

*3 Dust should be prevented from flying around when emptying dust bags or replacing filters. The solution for VC3211H is the filter bag already available as an optional accessory of VC3211M.

*4 Permeability of limestone (marble) particles having a diameter of 5 microns or less, in accordance with the EU standard

Dust Extraction

Product Comparison List

Model No.	Dust class	Powered	Tank capacity Dust/ Water (L)	Tank type	Max Air Flow (m ³ / min)	Max Sealed Suction (kpa)	Switch of connected power tool
-----------	------------	---------	----------------------------------	-----------	--	-----------------------------	-----------------------------------

Cordless Backpack Vacuum Cleaner, Cordless Vacuum Cleaner, Vacuum Cleaner

DVC665	(HEPA filter)	DC (LXT18Vx2)	Paper Dust Bag 6.0/ Cloth Dust Bag 5.5	-	1.8****	11	AWS
DVC660	(HEPA filter)	DC (LXT18Vx2)	Paper Dust Bag 6.0/ Cloth Dust Bag 5.5	-	2.2***** / 2.0***	11	-
DVC750L	L (HEPA filter)	DC (LXT18V)	7.5/4.5	Plastic	1.6	6.7	-
DVC867L	L (HEPA filter)	DC (LXT18Vx2)	8/- (Dust only)	Plastic	2.1	11	AWS
DVC866L	L	DC (LXT18Vx2)	8/- (Dust only)	Plastic	2.1	11	-
DVC865L	L	DC (LXT18Vx2)	8/6	Plastic	2.1	11	-
DVC861L / DVC151L	L (HEPA filter)	AC/DC (LXT18Vx2)	8/- / 15/- (Dust only)	Plastic	AC/DC : 3.6 / 2.1**	AC/DC : 24 / 9.0	-
DVC860L / DVC150L	L	AC/DC (LXT18Vx2)	8/6 / 15/12	Plastic	AC/DC : 3.6 / 2.1**	AC/DC : 24 / 9.0	-
DVC265	(HEPA filter)	DC (LXT18Vx2)	Paper Dust Bag 2.0/ Cloth Dust Bag 1.5	-	2.0*** / 1.8****	11	AWS
DVC261	(HEPA filter)	DC (LXT18Vx2)	Paper Dust Bag 2.0/ Cloth Dust Bag 1.5	-	1.5*	11	-
DVC157L	L (HEPA filter)	DC (LXT18Vx2)	15/- (Dust only)	Plastic	2.1	11	AWS
DVC156L	L	DC (LXT18Vx2)	15/- (Dust only)	Plastic	2.1	11	-
DVC155L	L	DC (LXT18Vx2)	15/12	Plastic	2.1	11	-
DVC350	-	DC (LXT18Vx1)	3/- (Dust only)	-	1.4*	6.0	-
VC2000L	L	AC	20/- (Dust only)	Plastic		21.0	
VC3211H	H	AC	32/27	Stainless steel	2.0* / 1.5**	22.0	Automatic
VC3211M	M	AC	32/27	Stainless steel	2.0* / 3.5**	22.0	Automatic
VC2211M	M	AC	22/17	Stainless steel	2.0* / 3.5**	22.0	Automatic
VC2201M	M	AC	22/17	Stainless steel	2.0* / 3.5**	22.0	-
VC3210L	L	AC	32/27	Stainless steel	2.0* / 3.5**	22.0	Automatic
VC2510L	L	AC	25/14	Plastic	2.0* / 3.5**	22.0	Automatic
VC1310L	L	AC	13/7	Plastic	2.0* / 3.5**	22.0	Automatic
VC4210M	M	AC	34/30	Plastic	4.5	25.0	Automatic
VC4210L	L	AC	34/30	Plastic	4.5	25.0	Automatic
VC3012M	M	AC	24/19	Plastic	3.7	25.0	Automatic
VC3012L	L	AC	24/19	Plastic	3.7	25.0	Automatic
VC3011L	L	AC	26/23	Stainless steel	3.6	21.0	Automatic
VC2512L	L	AC	21/18	Plastic	3.6	21.0	Automatic
VC2012L	L	AC	15/12	Stainless steel	3.6	21.0	Automatic










*with hose Ø 28-2.5 **with hose Ø 38-2.5 ***With hose Ø 28-1.0 ****With hose Ø 28-1.5 *****With hose Ø 32-1.0



PRODUCTS

▣ PNEUMATIC TOOLS, GAS TOOLS



-  Depth Adjusting
-  Sequential or Bump-fire
-  Wire Collated Nail
-  Sheet Collated Nail
-  Silent Sheet
-  Inlet Filter
-  Auto Firing Stop
-  Built-in Job Light
-  Carrying Case



Pneumatic Tools

Accessory index P.198

Pneumatic Coil Nailer

AN454



Capacity	Length: 19-45 mm (3/4" - 1-3/4") Nail Gauge: 3.05 mm (0.120")
Driving Stroke	82 mm
Operating Pressure	0.49 - 0.83 MPa (70 - 120 PSI)
Magazine Capacity	120
Dimensions (L x W x H)	w/o Hook: 256x117x271 mm (10-1/8"x4-5/8"x10-5/8") w/ Hook: 256x142x271 mm (10-1/8"x5-5/8"x10-5/8")
Net weight	2.4 kg (5.2 lbs.)

Pneumatic Pallet Coil Nailer

AN560



Capacity	Length: 27-50 mm (1-1/16" - 2") Wire : 2.1 mm (3/32")
Magazine Capacity	350-400
Operating Pressure	0.49-0.78 MPa (70-115 PSI)
Dimensions (L x W x H)	300x127x280 mm (11-3/4"x5"x11")
Net weight	2.1 kg (4.6 lbs.)

Construction Coil Nailer

AN611



Capacity	Length (Wire-Collated Coil Nail): 32 - 65 mm (1-1/4" - 2-1/2") Length (Sheet-Collated Coil Nail): 32 - 50 mm (1-1/4" - 2")
Operating Pressure	0.44 - 0.83 MPa (65 - 120 PSI)
Magazine Capacity	200 - 400
Dimensions (L x W x H)	332x127x317 mm (13-1/16"x5"x12-1/2")
Net weight	2.3 kg (5.1 lbs.)

Pneumatic Pallet Coil Nailer

AN960



Capacity	Length: 57-100 mm
Magazine Capacity	225-300
Operating Pressure	0.49-0.83 MPa (71-120 PSI)
Dimensions (L x W x H)	338x153x418 mm (7-1/2"x6"x16-1/2")
Net weight	5.1 kg (11.2 lbs.)

Pneumatic Pallet Coil Nailer

AN961



Capacity	Length: 55-100 mm
Magazine Capacity	225-300
Operating Pressure	0.49-0.83 MPa (71-120 PSI)
Dimensions (L x W x H)	338x153x418 mm (7-1/2"x6"x16-1/2")
Net weight	5.3 kg (11.7 lbs.)

Pneumatic Pallet Coil Nailer

AN760



Capacity	Length: 45-75 mm (1-3/4" - 2-15/16") Wire: 2.3 - 3.3 mm (0.0915 - 0.130")
Magazine Capacity	200-300
Operating Pressure	0.49 - 0.83 MPa (70 - 120 PSI)
Dimensions (L x W x H)	312x131x331 mm (12-1/4"x5-1/8"x13")
Net weight	3.2 kg (7.1 lbs.)

Pneumatic Framing Nailer

AN924



Capacity	Length: 50 - 90 mm (2" - 3-1/2") Dia.: 2.9 - 3.76 mm (0.113" - 0.148") Angle: 21°
Operating Pressure	0.49 - 0.83 MPa (70 - 120 PSI)
Magazine Capacity	64 - 73
Driving Stroke	126 mm (5")
Dimensions (L x W x H)	560x117x348 mm (22"x4-5/8"x13-3/4")
Net weight	3.8 kg (8.3 lbs.)

Pneumatic Framing Nailer

AN943



Capacity	Length: 50 - 90 mm (2" - 3-1/2")
Magazine Capacity	60-84
Operating Pressure	0.44-0.83 MPa (65-120 PSI)
Dimensions (L x W x H)	455x109x365 mm (17-7/8"x4-1/4"x14-3/8")
Net weight	4 kg (8.8 lbs.)

Wide Crown Stapler

AT2550A



Capacity	Length: 25 - 50 mm (1" - 2") Width: 25 mm (1") Gauge: 16 Ga
Operating Pressure	0.44 - 0.83 MPa (65 - 120 PSI)
Magazine Capacity	140
Dimensions (L x W x H)	370x76x260 mm (14-1/2"x3"x10-1/4")
Net weight	2.3 kg (5.1 lbs.)

Medium Crown Stapler

AT1150A



Capacity	Length: 25 - 50 mm (1" - 2") Width: 11 mm (7/16") Gauge: 16 Ga
Operating Pressure	0.44 - 0.83 MPa (65 - 120 PSI)
Magazine Capacity	140
Dimensions (L x W x H)	370x87x290 mm (14-1/2"x3-7/16"x11-3/8")
Net weight	2.3 kg (5.1 lbs.)

Narrow Crown Stapler

AT638A



Capacity	Length: 13 - 38 mm (1/2" - 1-1/2") Gauge: 18 Ga Width: 5.7 mm
Operating Pressure	0.49 - 0.83 MPa (70 - 120 PSI)
Magazine Capacity	100
Dimensions (L x W x H)	230x75x251 mm (9"x2-15/16"x9-7/8")
Net weight	1.2 kg (2.7 lbs.)



Narrow Crown Stapler

AT638



Capacity	Length: 15 - 38 mm (5/8" - 1-1/2")
	Gauge: 18 Ga
	Width: 5.7 mm
Operating Pressure	0.39 - 0.78 MPa (60 - 115 PSI)
Magazine Capacity	100
Dimensions (L x W x H)	247x62x246 mm (9-3/4"x2-7/16"x9-11/16")
Net weight	1.2 kg (2.7 lbs.)

Pin Nailer

AF201Z



Capacity	Length: 12 - 25 mm (15/32" - 1")
Magazine Capacity	100
Operating Pressure	0.44 - 0.86 MPa (65 - 125 PSI)
Dimensions (L x W x H)	240x45x170 mm (9-1/2"x1-3/4"x6-3/4")
Net weight	0.9 kg (2.0 lbs.)

Pneumatic Pin Nailer

AF353



Capacity	Length: 15 - 35 mm (5/8" - 1-3/8")
	Gauge: 23 Ga
Operating Pressure	0.45 - 0.69 MPa (65 - 100 PSI)
Magazine Capacity	130
Dimensions (L x W x H)	208x66x191 mm (8-3/16"x2-5/8"x7-1/2")
Net weight	0.9 kg (2 lbs.)

Pneumatic Brad Nailer

AF506



Capacity	Length: 15 - 50 mm (5/8" - 2")
	Gauge: 18 Ga
Operating Pressure	0.49 - 0.83 MPa (70 - 120 PSI)
Magazine Capacity	100
Dimensions (L x W x H)	250x70x256 mm (9-7/8"x2-3/4"x10-1/8")
Net weight	1.3 kg (2.9 lbs.)

Pneumatic Finish Nailer

AF635



Capacity	Length: 32 - 64 mm (1-1/4" - 2-1/2")
	Gauge: 15 Ga
Operating Pressure	0.49 - 0.83 MPa (70 - 120 PSI)
Magazine Capacity	100
Dimensions (L x W x H)	339x100x309 mm (13-3/8"x3-15/16"x12-1/8")
Net weight	1.8 kg (4 lbs.)

Pneumatic Finish Nailer

AF601



Capacity	Length: 25 - 64 mm (1" - 2-1/2")
	Gauge: 16 Ga
Operating Pressure	0.49 - 0.83 MPa (70 - 120 PSI)
Magazine Capacity	100
Dimensions (L x W x H)	304x95x297 mm (12"x3-3/4"x11-3/4")
Net weight	1.7 kg (3.8 lbs.)

Cordless Clipped Head Framing Nailer

GN900



Gas

7.2V



Capacity	Length: 50 - 90 mm (2" - 3-1/2")
	Dia.: 2.9 - 3.3 mm (0.113" - 0.131")
Magazine Capacity	44
Dimensions (L x W x H)	321x108x368 mm (12-5/8"x4-1/4"x14-1/2")
Net weight	3.3 - 3.4 kg (7.3 lbs.)

Cordless Brad Nailer

GF600



Gas

7.2V



Capacity	Length: 15 - 64 mm (5/8" - 2-1/2")
	Gauge: 16 Ga
Magazine Capacity	100
Dimensions (L x W x H)	266x90x305 mm (10-1/2"x3-1/2"x12")
Net weight	2.2 kg (4.8 lbs.)

Cordless Concrete Nailer

GN420C



Gas

7.2V



Capacity	Length: 15 - 40 mm (5/8" - 1-9/16")
	Dia.: 2.6 - 3.1 mm (0.102" - 0.122")
Magazine Capacity	20
Dimensions (L x W x H)	315x108x390 mm (12-3/8"x4-1/4"x15-3/8")
Net weight	3.6 - 3.8 kg (7.9 - 8.3 lbs.)















PRODUCTS

OUTDOOR POWER EQUIPMENT

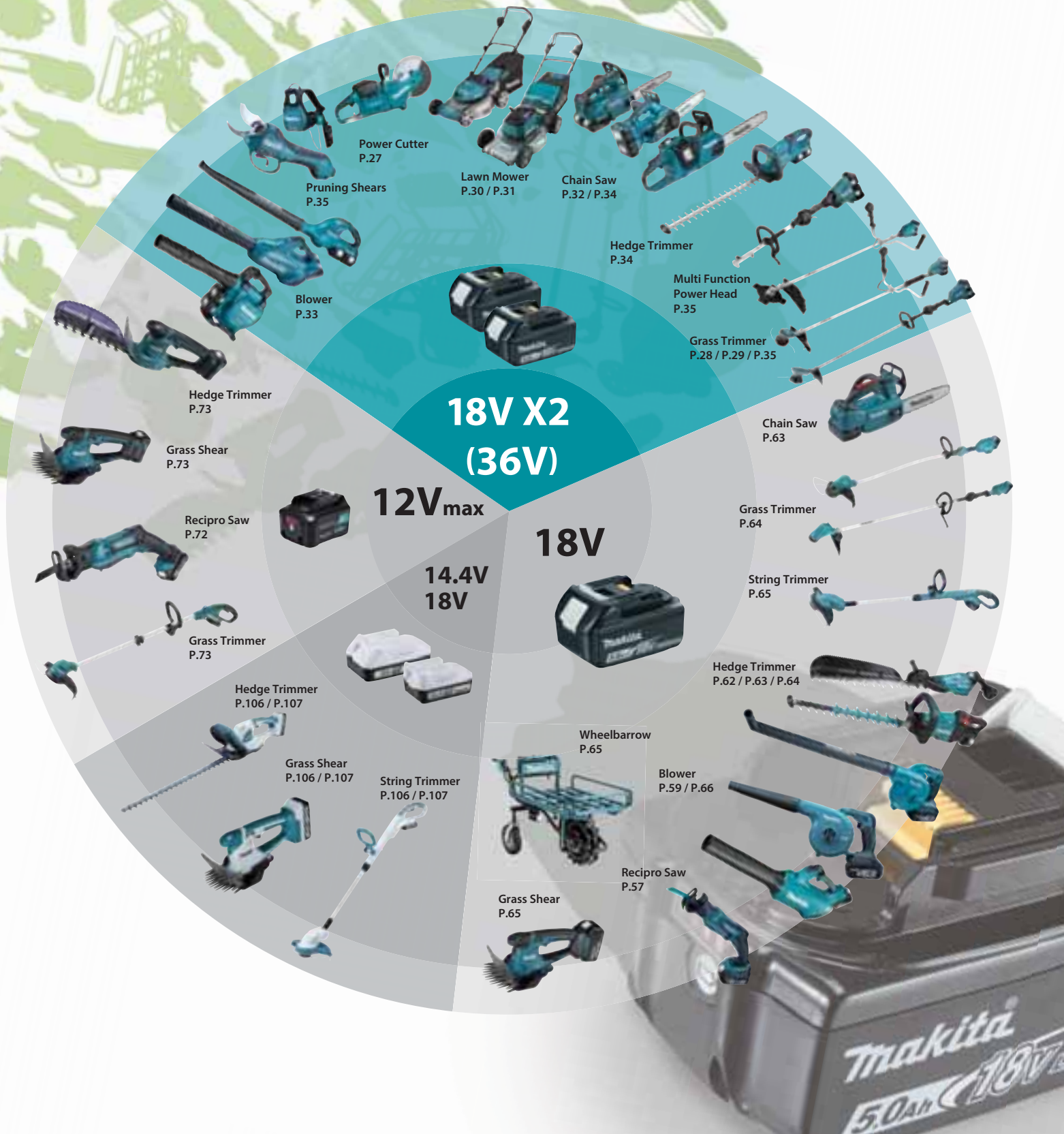


Photo: EA5600F

-  Double Insulation
-  Brake
-  Torque Limiter
-  Electronic 2-Speed
-  Soft Start
-  Anti Vibration
-  Automatic Oiling
-  Chain Brake
-  Primer Pump
-  Capacitor Discharge Ignition
-  Electronic Ignition
-  Dust Collection
-  Decompression Valve
-  Auto Decompression
-  Rapid Start



A wide variety of Lithium-ion Garden Tools




Petrol Brushcutter

MM4 MAKITA MINI 4-STROKE ENGINE

Petrol Brushcutter

EM2650UH
25.4 mL 4-Stroke
(Multi-position)

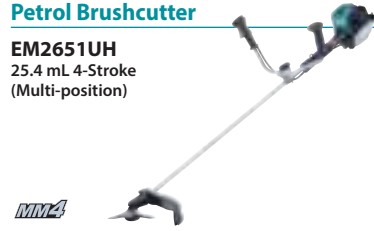


Displacement	25.4 mL
Fuel Tank Capacity	0.6 L (20.3 oz.)
Oil Tank Capacity	0.08 L (2.7 oz.)
Cutting Width	Metal Blade: 230 mm (9-1/16")
Spindle Size	M10 x 1.25 LH
Sound Pressure Level	96.6 dB(A)
Sound Power Level	105.5 dB(A)
Vibration Level Left	2.3 m/s ²
Handle	
Vibration Level Right	2.6 m/s ²
Handle	
Dimensions (L x W x H)	1,765x620x474 mm (69-1/2"x24-3/8"x18-2/3")
Net weight	5.5-5.6 kg (12.1-12.4 lbs.)

Net weight: without blade, harness and fuel

Petrol Brushcutter

EM2651UH
25.4 mL 4-Stroke
(Multi-position)




Displacement	25.4 mL
Fuel Tank Capacity	0.6 L (20.3 oz.)
Oil Tank Capacity	0.08 L (2.7 oz.)
Cutting Width	Metal Blade: 230 mm (9-1/16")
Spindle Size	M10 x 1.25 LH
Sound Pressure Level	96.6 dB(A)
Sound Power Level	105.5 dB(A)
Vibration Level Left	2.4 m/s ²
Handle	
Vibration Level Right	2.5 m/s ²
Handle	
Dimensions (L x W x H)	1,765x620x474 mm (69-1/2"x24-3/8"x18-5/8")
Net weight	5.6-5.8 kg (12.4-12.8 lbs.)

Net weight: without blade, harness and fuel

Petrol Brushcutter

EM2654LH
25.4 mL 4-Stroke
(Multi-position)



Displacement	25.4 mL
Fuel Tank Capacity	0.6 L (20.3 oz.)
Oil Tank Capacity	0.08 L (2.7 oz.)
Cutting Width	Metal Blade: 230 mm (9-1/16")
Spindle Size	M10 x 1.25 LH
Sound Pressure Level	Nylon Cutting Head: 94.8 dB(A)
Sound Power Level	Nylon Cutting Head: 111.3 dB(A)
Vibration Level Front / Rear	Metal Blade: 4.6 / 4.8 m/s ²
Dimensions (L x W x H)	1,765x368x293 mm (69-1/2"x14-1/2"x11-1/2")
Net weight	5.2 kg (11.5 lbs.)

Net Weight: W/O Protector / Cutting Tool

Petrol Brushcutter

EM2653LH
25.4 mL 4-Stroke
(Multi-position)




Displacement	25.4 mL
Fuel Tank Capacity	0.6 L (20.3 oz.)
Oil Tank Capacity	0.08 L (2.7 oz.)
Cutting Width	Metal Blade: 230 mm (9-1/16")
Spindle Size	M10 x 1.25 LH
Sound Pressure Level	Nylon Cutting Head: 94.8 dB(A)
Sound Power Level	Nylon Cutting Head: 111.3 dB(A)
Vibration Level Front / Rear	Metal Blade: 4.6 / 4.8 m/s ²
Dimensions (L x W x H)	1,765x368x293 mm (69-1/2"x14-1/2"x11-1/2")
Net weight	5.2 kg (11.5 lbs.)

Net Weight: W/O Protector / Cutting Tool

Petrol Brushcutter

EM4350UH
43.0 mL 4-stroke
(Multi-position)



Displacement	43.0 mL
Engine power	1.5 kW / 2.0 PS
Fuel Tank Capacity	0.62 L
Cutting Width	Three Blades: 305 mm (12")
Spindle Size	M10 x 1.25 LH
Sound Pressure Level	91.2 dB(A)
Sound Power Level	103.1 dB(A)
Vibration Level Left	4.8 m/s ²
Handle	
Vibration Level Right	3.1 m/s ²
Handle	
Dimensions (L x W x H)	1,812x635x460 mm (71-1/2"x25"x18-1/8")
Net weight	8.3 kg (18.2 lbs.)

Net weight : without blade, harness and fuel.

Petrol Brushcutter

EM4350LH
43.0 mL 4-stroke
(Multi-position)




Displacement	43.0 mL
Engine power	1.5 kW / 2.0 PS
Fuel Tank Capacity	0.62 L
Cutting Width	Three Blades: 305 mm (12")
Spindle Size	M10 x 1.25 LH
Sound Pressure Level	92.8 dB(A)
Sound Power Level	103.4 dB(A)
Vibration Level Front Grip	3.8 m/s ²
Vibration Level Rear Grip	4.2 m/s ²
Dimensions (L x W x H)	1,812x339x250 mm (71-1/2"x13-3/8"x9-7/8")
Net weight	7.9 kg (17.3 lbs.)

Net weight : without blade, harness and fuel.

Petrol Brushcutter

EM4351UH
43.0 mL 4-stroke
(Multi-position)



Displacement	43.0 mL
Engine power	1.5 kW / 2.0 PS
Fuel Tank Capacity	0.62 L
Spindle Size	M10 x 1.25 LH
Sound Pressure Level	92.4 dB(A)
Sound Power Level	101.8 dB(A)
Vibration Level Left	1.7 m/s ²
Handle	
Vibration Level Right	2.2 m/s ²
Handle	
Dimensions (L x W x H)	1,812x618x528 mm (71-1/2"x24-1/2"x20-3/4")
Net weight	8.6 kg (18.9 lbs.)

Net weight : without blade, harness and fuel.

Petrol Backpack Brushcutter

EM4350RH
43.0 mL 4-stroke
(Multi-position)



Displacement	43.0 mL
Engine power	1.5 kW / 2.1 PS
Fuel Tank Capacity	0.8 L
Spindle Size	M10 x 1.25 LH
Sound Pressure Level	93 dB(A)
Sound Power Level	111 dB(A)
Vibration Level Front Grip	3.4 m/s ²
Vibration Level Rear Grip	2.4 m/s ²
Dimensions (L x W x H)	358x280x587 mm (14-1/8"x11"x23-1/8")
Net weight	12.1 kg (26.7 lbs.)

Net weight : without blade, harness and fuel.



Outdoor Power Equipment

Multi Function Power Head


EX2650LH
25.4 mL 4-stroke (Multi-position)

Displacement	25.4 mL
Engine power	0.77 kW / 1.1 PS
Fuel Tank Capacity	0.6 L
Dimensions (L x W x H)	975x323x241 mm
	(38-3/8"x12-3/4"x9-1/2")
Net weight	4.6 kg (10 lbs.)



Net weight : without blade, harness and fuel

Multi-tool system



Able to meet a wide range of needs with only one power head (EX2650LH) and various attachments

String trimmer
ER400MP

Coffee harvester
EJ400MP

Ground trimmer
EN420MP

Pole hedge trimmer
EN401MP / EN410MP

Shaft extension attachment
LE400MP
Length: 1,080mm (42-1/2")
For Pole saw, Pole hedge trimmer and Coffee harvester

Pole saw
EY401MP

Cultivator
KR400MP / KR401MP

Edger
EE400MP

Brushcutter
EM400MP / EM403MP
EM404MP / EM405MP
EM406MP

Blower
UB400MP new

Power sweep
SW400MP

Power brush
BR400MP



Petrol String Trimmer

ER2650LH
25.4 mL 4-stroke (Multi-position)

Displacement	25.4 mL
Engine power	0.77 kW / 1.1 PS
Fuel Tank Capacity	0.6 L
Spindle Size	M8 x 1.25RH
Sound Pressure Level	97.5 dB(A)
Sound Power Level	107.3 dB(A)
Vibration Level Front Grip	5.0 m/s ²
Vibration Level Rear Grip	8.2 m/s ²
Dimensions (L x W x H)	1,621x310x479 mm
	(64"x12-1/4"x18-7/8")
Net weight	4.8 kg (10 lbs.)



Net weight : without blade, harness and fuel.

Petrol Brushcutter

EM2511LH
24.5 mL 4-Stroke

Displacement	24.5 mL
Fuel Tank Capacity	0.5 L (16.9 oz.)
Oil Tank Capacity	0.08 L
Cutting Width	Metal Blade: 230 mm (9-1/16")
	Nylon Cutting Head: 420 mm (16-1/2")

Spindle Size	M10 x 1.25 LH
Sound Pressure Level	Nylon Cutting Head: 93.2 dB(A)
Sound Power Level	Nylon Cutting Head: 110.3 dB(A)
Vibration Level Front Grip	Metal Blade: 5.2 m/s ²
Vibration Level Rear Grip	Metal Blade: 5.0 m/s ²
Vibration Level Front Grip	Nylon Cutting Head: 5.0 m/s ²
Vibration Level Rear Grip	Nylon Cutting Head: 6.0 m/s ²
Dimensions (L x W x H)	1,766x368x286 mm
	(69-1/2"x14-1/2"x11-1/4")
Net weight	5.4 kg (11.9 lbs.)



Net weight: without blade, harness and fuel

Petrol Brushcutter

EM2510LH
24.5 mL 4-Stroke

Displacement	24.5 mL
Fuel Tank Capacity	0.5 L (16.9 oz.)
Oil Tank Capacity	0.08 L
Cutting Width	Metal Blade: 230 mm (9-1/16")
	Nylon Cutting Head: 420 mm (16-1/2")
Spindle Size	M10 x 1.25 LH
Sound Pressure Level	Nylon Cutting Head: 93.2 dB(A)
Sound Power Level	Nylon Cutting Head: 110.3 dB(A)
Vibration Level Front Grip	Metal Blade: 5.2 m/s ²
Vibration Level Rear Grip	Metal Blade: 5.0 m/s ²
Vibration Level Front Grip	Nylon Cutting Head: 5.0 m/s ²
Vibration Level Rear Grip	Nylon Cutting Head: 6.0 m/s ²
Dimensions (L x W x H)	1,757x368x286 mm
	(69"x14-1/2"x11-1/4")
Net weight	5.3 kg (11.7 lbs.)




Net weight: without blade, harness and fuel



Outdoor Power Equipment

Petrol Brushcutter

EBH253U
24.5 mL 4-Stroke




Displacement	24.5 mL
Fuel Tank Capacity	0.5 L (16.9 oz.)
Oil Tank Capacity	0.08 L
Cutting Width	230 mm (9-1/16")
Spindle Size	M10 x 1.25 LH
Sound Pressure Level	97.1 dB(A)
Sound Power Level	106.3 dB(A)
Vibration Level Left	2.3 m/s ²
Handle	
Vibration Level Right	2.6 m/s ²
Handle	
Dimensions (L x W x H)	1,770x620x490 mm (69-3/4"x24-3/8"x19-1/4")
Net weight	5.9 kg (13.0 lbs.)

Net weight: without blade, harness and fuel

Petrol Brushcutter

EBH252U
24.5 mL 4-Stroke



Displacement	24.5 mL
Fuel Tank Capacity	0.5 L (16.9 oz.)
Oil Tank Capacity	0.08 L
Cutting Width	230 mm (9-1/16")
Spindle Size	M10 x 1.25 LH
Sound Pressure Level	97.1 dB(A)
Sound Power Level	106.3 dB(A)
Vibration Level Left	2.9 m/s ²
Handle	
Vibration Level Right	2.5 m/s ²
Handle	
Dimensions (L x W x H)	1,770x620x490 mm (69-3/4"x24-3/8"x19-1/4")
Net weight	5.7 kg (12.6 lbs.)

Net weight: without blade, harness and fuel

Petrol String Trimmer

ER2550LH
24.5 mL 4-stroke



Displacement	24.5 mL
Engine power	0.71 kW / 0.97 PS
Fuel Tank Capacity	0.5 L
Spindle Size	M8 x 1.25RH
Sound Pressure Level	93.3 dB(A)
Sound Power Level	102.5 dB(A)
Vibration Level Front Grip	5.3 m/s ²
Vibration Level Rear Grip	5.4 m/s ²
Dimensions (L x W x H)	1,623x290x464 mm (64"x11-3/8"x18-1/4")
Net weight	4.9 kg (10.8 lbs.)

Net weight: without blade, harness and fuel.

Petrol Brushcutter

EBH340U
33.5 mL 4-stroke



Displacement	33.5 mL
Engine power	1.07 kW / 1.5 PS
Fuel Tank Capacity	0.65 L
Spindle Size	M10 x 1.25LH
Dimensions (L x W x H)	1,900x645x510 mm (74-3/4"x25-3/8"x20")
Net weight	7.5 kg (16.5 lbs.)

Net weight: without blade, harness and fuel

Petrol Brushcutter

EBH341U
33.5 mL 4-stroke



Displacement	33.5 mL
Engine power	1.07 kW / 1.5 PS
Fuel Tank Capacity	0.65 L
Spindle Size	M10 x 1.25LH
Sound Pressure Level	98.2 dB(A)
Sound Power Level	106.7 dB(A)
Vibration Level Left	2.5 m/s ²
Handle	
Vibration Level Right	3.3 m/s ²
Handle	
Dimensions (L x W x H)	1,810x620x500 mm (71-1/4"x24-3/8"x19-3/4")
Net weight	7.1 kg (15.7 lbs.)

Net weight: without blade, harness and fuel

Petrol Brushcutter

EBH341L
33.5 mL 4-stroke



Displacement	33.5 mL
Engine power	1.07 kW / 1.5 PS
Fuel Tank Capacity	0.65 L
Spindle Size	M10 x 1.25LH
Sound Pressure Level	98.2 dB(A)
Sound Power Level	106.7 dB(A)
Vibration Level Front Grip	7.4 m/s ²
Vibration Level Rear Grip	6.1 m/s ²
Dimensions (L x W x H)	1,810x330x275 mm (71-1/4"x13"x10-7/8")
Net weight	6.7 kg (14.8 lbs.)

Net weight: without blade, harness and fuel

Petrol Backpack Brushcutter

EBH341R
33.5 mL 4-stroke



Displacement	33.5 mL
Engine power	1.07 kW / 1.45 PS
Fuel Tank Capacity	0.65 L
Spindle Size	M10 x 1.25LH
Sound Pressure Level	87.3 dB(A)
Sound Power Level	100.5 dB(A)
Vibration Level Left	3.6 m/s ²
Handle	
Vibration Level Right	2.1 m/s ²
Handle	
Dimensions (L x W x H)	430x280x430 mm (17"x11"x17")
Net weight	10.2 kg (22.5 lbs.)

Net weight: without blade, harness and fuel

Petrol Edger

EE2650H
25.4 mL 4-stroke



Displacement	25.4 mL
Engine power	0.77 kW / 1.1 PS
Fuel Tank Capacity	0.6 L
Sound Pressure Level	88.6 dB(A)
Sound Power Level	98.4 dB(A)
Vibration Level Front Grip	3.7 m/s ²
Vibration Level Rear Grip	8.8 m/s ²
Dimensions (L x W x H)	1,773x242x315 mm (69-3/4"x9-1/2"x12-3/8")
Net weight	6.6 kg (14.6 lbs.)

Net weight: without harness and fuel

Coffee Harvester

EJ2650LH
25.4 mL 4-stroke (Multi-position)



Displacement	25.4 mL
Engine power	0.77 kW / 1.1 PS
Fuel Tank Capacity	0.6 L
Dimensions (L x W x H)	2,030x385x241 mm (80"x15-1/8"x9-1/2")
Net weight	6.1 kg (13.4 lbs.)


Net weight: without harness and fuel



Petrol Brushcutter 2-stroke engine

Petrol Brushcutter

EM2600U
25.7 mL
(EU Stage 2,
EPA Phase 2 complied)



Displacement	25.7 mL
Engine power	0.83 kW / 1.2 PS
Fuel Tank Capacity	0.6 L
Spindle Size	M8 x 1.25LH
Sound Pressure Level	96.15 dB(A)
Sound Power Level	107.29 dB(A)
Vibration Level Left	14.7 m/s ²
Handle	
Vibration Level Right	9.0 m/s ²
Handle	
Dimensions (L x W x H)	1,770x610x410 mm (69-3/4"x24"x16-1/8")
Net weight	5 kg (11 lbs.)

Net weight : without guard, cutting tool, shoulder harness and fuel



Petrol Brushcutter

EM2500U
24.5 mL



Displacement	24.5 mL
Engine power	0.73 kW / 1.0 PS
Fuel Tank Capacity	0.4 L
Spindle Size	M8 x 1.25LH
Dimensions (L x W x H)	1,770x620x410 mm (69-3/4"x24-3/8"x16-1/8")
Net weight	4.5 kg (9.9 lbs.)

Net weight : without guard, cutting tool, shoulder harness and fuel

Petrol Brushcutter

EM3400U
34.0 mL




Displacement	34.0 mL
Engine power	1.15 kW / 1.6 PS
Fuel Tank Capacity	0.75 L
Spindle Size	M10 x 1.25LH
Sound Pressure Level	95 dB(A)
Sound Power Level	109.1 dB(A)
Vibration Level Left	4.4 m/s ²
Handle	
Vibration Level Right	4.1 m/s ²
Handle	
Dimensions (L x W x H)	1,815x650x435 mm (71-1/2"x25-1/2"x17-1/8")
Net weight	6.4 kg (14.1 lbs.)

Net weight : without guard and cutting tool

Petrol Brushcutter

EM2500L
24.5 mL



Displacement	24.5 mL
Engine power	0.73 kW / 1.0 PS
Fuel Tank Capacity	0.5 L
Spindle Size	M8 x 1.25LH
Dimensions (L x W x H)	1,710x340x220 mm (67-1/3"x13-3/8"x8-5/8")
Net weight	4.3 kg (9.5 lbs.)

Net weight : without guard, cutting tool, shoulder harness and fuel

Petrol Brushcutter

EM2600L
25.7 mL
(EU Stage 2,
EPA Phase 2 complied)



Displacement	25.7 mL
Engine power	0.83 kW / 1.2 PS
Fuel Tank Capacity	0.6 L
Spindle Size	M8 x 1.25LH
Sound Pressure Level	98.52 dB(A)
Sound Power Level	109.77 dB(A)
Vibration Level Front Grip	8.8 m/s ²
Vibration Level Rear Grip	14.4 m/s ²
Dimensions (L x W x H)	1,770x310x235 mm (69-3/4"x 12-1/4"x9-1/4")
Net weight	4.9 kg (10.7 lbs.)

Net weight : without guard, cutting tool, shoulder harness and fuel

Petrol Brushcutter

EM3400L
34.0 mL




Displacement	34.0 mL
Engine power	1.15 kW / 1.6 PS
Fuel Tank Capacity	0.75 L
Spindle Size	M10 x 1.25LH
Sound Pressure Level	95.9 dB(A)
Sound Power Level	110.4 dB(A)
Vibration Level Left	5.5 m/s ²
Handle	
Vibration Level Right	4.6 m/s ²
Handle	
Dimensions (L x W x H)	1,815x330x270 mm (71-1/2"x13"x10-5/8")
Net weight	6.2 kg (13.7 lbs.)

Net weight : without guard and cutting tool

Petrol Brushcutter

RBC412U
40.2 mL




Displacement	40.2 mL
Engine power	1.40 kW / 2.0 PS
Fuel Tank Capacity	1.1 L
Spindle Size	M10 x 1.25LH
Sound Pressure Level	96.1 dB(A)
Sound Power Level	107.6 dB(A)
Vibration Level Left	4.7 m/s ²
Handle	
Vibration Level Right	5.5 m/s ²
Handle	
Dimensions (L x W x H)	1,707x630x520 mm (67-1/2"x24-3/4"x20-1/2")
Net weight	7.4 kg (16.3 lbs.)

Net weight : without blade, harness and fuel

Petrol Brushcutter

RBC414U
40.2 mL




Displacement	40.2 mL
Engine power	1.40 kW / 2.0 PS
Fuel Tank Capacity	1.1 L
Spindle Size	M10 x 1.25LH
Sound Pressure Level	95.91 dB(A)
Sound Power Level	107.44 dB(A)
Vibration Level Left	5.85 m/s ²
Handle	
Vibration Level Right	4.06 m/s ²
Handle	
Dimensions (L x W x H)	1,710x630x515 mm (67-3/8"x24-3/4"x20-1/4")
Net weight	7.2 kg (15.9 lbs.)

Net weight : without blade, harness and fuel

Petrol Brushcutter

RBC411U
40.2 mL




Displacement	40.2 mL
Engine power	1.40 kW / 2.0 PS
Fuel Tank Capacity	1.1 L
Spindle Size	M10 x 1.25LH
Dimensions (L x W x H)	1,710x670x430 mm (67-1/2"x26-3/8"x17")
Net weight	7.3 kg (16.1 lbs.)

Net weight : without blade, harness and fuel

Petrol Brushcutter

RBC413U
40.2 mL



Displacement	40.2 mL
Engine power	1.40 kW / 2.0 PS
Fuel Tank Capacity	1.1 L
Spindle Size	M10 x 1.25LH
Sound Pressure Level	95.91 dB(A)
Sound Power Level	107.44 dB(A)
Vibration Level Left	4.39 m/s ²
Handle	
Vibration Level Right	4.53 m/s ²
Handle	
Dimensions (L x W x H)	1,710x650x435 mm (67-3/8"x25-5/8"x17-1/8")
Net weight	7.1 kg (15.7 lbs.)

Net weight : without blade, harness and fuel

Petrol String Trimmer

ER2600L
25.7 mL 2-stroke



Displacement	25.7 mL
Engine power	0.83 kW / 1.2 PS
Fuel Tank Capacity	0.6 L
Spindle Size	M8 x 1.25RH
Sound Pressure Level	91.3 dB(A)
Sound Power Level	111.3 dB(A)
Vibration Level Front Grip	3.9 m/s ²
Vibration Level Rear Grip	5.1 m/s ²
Dimensions (L x W x H)	1,645x220x510 mm (64-3/4"x8-5/8"x20")
Net weight	4.6 kg (10.2 lbs.)

Net weight : without guard and cutting tool

String Trimmer Electric Grass Trimmer

Electric Grass Trimmer

YA00000504 

UR3500
350 mm (13-3/4")



Continuous rating input	700W
Cutting Width	350 mm (13-3/4")
No Load Speed (RPM)	7,200
Dimensions (L x W x H)	1,550x410x500 mm (61"x16-1/8"x19-3/4")
Net weight	4.3 kg (9.5 lbs.)
Power supply cord	0.35 m (1.2 ft)

String Trimmer

UR3000
300 mm (11-3/4")



Continuous rating input	450W
Cutting Width	300 mm (11-3/4")
No Load Speed (RPM)	9,000
Sound Pressure Level	75.1 dB(A)
Sound Power Level	96 dB(A)
Vibration Level	2.73 m/s ²
Dimensions (L x W x H)	1,016-1,256x301x262 mm (40-49-1/2"x11-7/8"x10-3/8")
Net weight	2.6 kg (5.7 lbs.)
Power supply cord	0.3 m (1 ft)

Electric Grass Trimmer

YA00000504 

UR3501
350 mm (13-3/4")



Continuous rating input	1,000W
Cutting Width	350 mm (13-3/4")
No Load Speed (RPM)	7,500
Dimensions (L x W x H)	1,550x410x500 mm (61"x16-1/8"x19-3/4")
Net weight	4.3 kg (9.6 lbs.)
Power supply cord	0.35 m (1.2 ft)

Electric Grass Trimmer

YA00000504 

UR3502
Nylon cutting head: 350 mm (13-3/4")



Continuous rating input	1,000W
Cutting Width	350 mm (13-3/4")
No Load Speed (RPM)	6,500
Dimensions (L x W x H)	1,630x380x300 mm (64"x15"x11-3/4")
Net weight	4.9 kg (10.8 lbs.)
Power supply cord	0.35 m (1.2 ft)

Electric Grass Trimmer

YA00000504 

UR2300
Metal blade: 230 mm (9")



Continuous rating input	1,000W
Cutting Width	230 mm (9")
No Load Speed (RPM)	7,800
Dimensions (L x W x H)	1,630x330x220 mm (64"x13"x8-5/8")
Net weight	4.7 kg (10.3 lbs.)
Power supply cord	0.35 m (1.2 ft)



Petrol Chain Saw

Petrol Chain Saw

EA3201S

300, 350, 400 mm (12, 14, 16")



Tool-less tension adjustment

Saw chain	Pitch: 3/8" Gauge: 1.1 mm (0.043") / 1.3 mm (0.050")
Displacement	32 mL
Engine power	1.35 kW / 1.9 PS
Fuel Tank Capacity	0.4 L
Chain Oil Tank Volume	0.28 L
Sound Pressure Level	102.6 dB(A)
Sound Power Level	109.8 dB(A)
Vibration Level Front Grip	4.8 m/s ²
Vibration Level Rear Grip	4.8 m/s ²
Dimensions (L x W x H)	405x269x273 mm (16"x9-7/8"x10-3/4")
Power head weight	4.2 kg (9.3 lbs.)

Petrol Chain Saw

EA3203S

300, 350, 400 mm (12, 14, 16")



Tool-less tension adjustment

Saw chain	Pitch: 3/8" Gauge: 1.1 mm (0.043") / 1.3 mm (0.050")
Displacement	32 mL
Engine power	1.35 kW / 1.9 PS
Fuel Tank Capacity	0.4 L
Chain Oil Tank Volume	0.28 L
Sound Pressure Level	102.6 dB(A)
Sound Power Level	109.8 dB(A)
Vibration Level Front Grip	4.8 m/s ²
Vibration Level Rear Grip	4.8 m/s ²
Dimensions (L x W x H)	405x269x273 mm (16"x9-7/8"x10-3/4")
Power head weight	4.1 kg (9.0 lbs.)

Petrol Chain Saw

EA3501S

300, 350, 400 mm (12, 14, 16")



Tool-less tension adjustment

Saw chain	Pitch: 3/8" Gauge: 1.1 mm (0.043") / 1.3 mm (0.050")
Displacement	35 mL
Engine power	1.7 kW / 2.4 PS
Fuel Tank Capacity	0.4 L
Chain Oil Tank Volume	0.29 L
Sound Pressure Level	100 dB(A)
Sound Power Level	110 dB(A)
Vibration Level Front Grip	4.9 m/s ²
Vibration Level Rear Grip	5.0 m/s ²
Dimensions (L x W x H)	415x269x273 mm (16-3/8"x10-5/8"x10-3/4")
Net weight	4.5 kg (9.9 lbs.)

Petrol Chain Saw

EA3503S

300, 350, 400 mm (12, 14, 16")



Tool-less tension adjustment

Saw chain	Pitch: 3/8" Gauge: 1.1 mm (0.043") / 1.3 mm (0.050")
Displacement	35 mL
Engine power	1.7 kW / 2.4 PS
Fuel Tank Capacity	0.4 L
Chain Oil Tank Volume	0.29 L
Sound Pressure Level	100 dB(A)
Sound Power Level	110 dB(A)
Vibration Level Front Grip	4.9 m/s ²
Vibration Level Rear Grip	5.0 m/s ²
Dimensions (L x W x H)	415x269x273 mm (16-3/8"x10-5/8"x10-3/4")
Net weight	4.5 kg (9.9 lbs.)

Petrol Chain Saw

EA3601F

350, 400 mm (14, 16")



Tool-less tension adjustment

Saw chain	Pitch: 3/8" Gauge: 1.3 mm (0.050")
Displacement	35.2 mL
Engine power	1.7 kW / 2.4 PS
Fuel Tank Capacity	0.31 L
Chain Oil Tank Volume	0.26 L
Sound Pressure Level	99 dB(A)
Sound Power Level	111 dB(A)
Vibration Level Front Grip	3.3 m/s ²
Vibration Level Rear Grip	3.4 m/s ²
Dimensions (L x W x H)	388x235x272 mm (15-1/4"x9-1/4"x10-3/4")
Power head weight	4.2 kg (9.3 lbs.)

Items of standard equipment and specifications may vary by country or area.

Petrol Chain Saw

EA3200S

300, 350, 400 mm (12, 14, 16")



Saw chain	Pitch: 3/8" Gauge: 1.1 mm (0.043") / 1.3 mm (0.050")
Displacement	32 mL
Engine power	1.35 kW / 1.9 PS
Fuel Tank Capacity	0.4 L
Chain Oil Tank Volume	0.28 L
Sound Pressure Level	102.6 dB(A)
Sound Power Level	109.8 dB(A)
Vibration Level Front Grip	4.8 m/s ²
Vibration Level Rear Grip	4.8 m/s ²
Dimensions (L x W x H)	405x250x273 mm (16"x9-7/8"x10-3/4")
Power head weight	4.1 kg (9.0 lbs.)

Petrol Chain Saw

EA3202S

300, 350, 400 mm (12, 14, 16")



Saw chain	Pitch: 3/8" Gauge: 1.1 mm (0.043") / 1.3 mm (0.050")
Displacement	32 mL
Engine power	1.35 kW / 1.9 PS
Fuel Tank Capacity	0.4 L
Chain Oil Tank Volume	0.28 L
Sound Pressure Level	102.6 dB(A)
Sound Power Level	109.8 dB(A)
Vibration Level Front Grip	4.8 m/s ²
Vibration Level Rear Grip	4.8 m/s ²
Dimensions (L x W x H)	405x250x273 mm (16"x9-7/8"x10-3/4")
Power head weight	4.0 kg (8.8 lbs.)

Petrol Chain Saw

EA3500S

300, 350, 400 mm (12, 14, 16")



Saw chain	Pitch: 3/8" Gauge: 1.1 mm (0.043") / 1.3 mm (0.050")
Displacement	35 mL
Engine power	1.7 kW / 2.4 PS
Fuel Tank Capacity	0.4 L
Chain Oil Tank Volume	0.29 L
Sound Pressure Level	100 dB(A)
Sound Power Level	110 dB(A)
Vibration Level Front Grip	4.9 m/s ²
Vibration Level Rear Grip	5.0 m/s ²
Dimensions (L x W x H)	415x247x273 mm (16-3/8"x9-3/4"x10-3/4")
Net weight	4.4 kg (9.7 lbs.)

Petrol Chain Saw

EA3502S

300, 350, 400 mm (12, 14, 16")



Saw chain	Pitch: 3/8" Gauge: 1.1 mm (0.043") / 1.3 mm (0.050")
Displacement	35 mL
Engine power	1.7 kW / 2.4 PS
Fuel Tank Capacity	0.4 L
Chain Oil Tank Volume	0.29 L
Sound Pressure Level	100 dB(A)
Sound Power Level	110 dB(A)
Vibration Level Front Grip	4.9 m/s ²
Vibration Level Rear Grip	5.0 m/s ²
Dimensions (L x W x H)	415x247x273 mm (16-3/8"x9-3/4"x10-3/4")
Net weight	4.4 kg (9.7 lbs.)

Petrol Chain Saw

EA3600F

350, 400 mm (14, 16")



Saw chain	Pitch: 3/8" Gauge: 1.3 mm (0.050")
Displacement	35.2 mL
Engine power	1.7 kW / 2.4 PS
Max Power at Speed	1.7 / 9,500 kW/min ⁻¹
Max Torque at Speed	1.9 / 6,600 N·m/min ⁻¹
Chain Speed	24.1 m/s (79 ft/s)
Fuel Tank Capacity	0.31 L
Chain Oil Tank Volume	0.26 L
Sound Pressure Level	99 dB(A)
Sound Power Level	111 dB(A)
Vibration Level Front Grip	3.3 m/s ²
Vibration Level Rear Grip	3.4 m/s ²
Dimensions (L x W x H)	388x230x272 mm (15-1/4"x9"x10-3/4")
Power head weight	4.2 kg (9.3 lbs.)

Petrol Chain Saw

EA4301F

330, 380, 400, 450 mm (13", 15", 16", 18")



Saw chain	Pitch: 0.325" or 3/8" Gauge: 1.3 mm (0.050")
Displacement	42.4 mL
Engine power	2.2 kW / 3.0 PS
Fuel Tank Capacity	0.48 L
Chain Oil Tank Volume	0.28 L
Sound Pressure Level	100.8 dB(A)
Sound Power Level	110 dB(A)
Vibration Level Front Grip	3.6 m/s ²
Vibration Level Rear Grip	3.2 m/s ²
Dimensions (L x W x H)	416x248x279 mm (16-3/8"x9-3/4"x11")
Power head weight	4.8 kg (10.5 lbs.)

Net weight: without Guide bar, Saw chain

Outdoor Power Equipment

Petrol Chain Saw

EA4300F

330, 380, 400, 450 mm (13", 15", 16", 18")



Saw chain	Pitch : 0.325" or 3/8"
	Gauge: 1.3 mm (0.050")
Displacement	42.4 mL
Engine power	2.2 kW / 3.0 PS
Fuel Tank Capacity	0.48 L
Chain Oil Tank Volume	0.28 L
Sound Pressure Level	100.8 dB(A)
Vibration Level Front Grip	3.6 m/s ²
Vibration Level Rear Grip	3.2 m/s ²
Dimensions (L x W x H)	416x248x279 mm (16-3/8"x9-3/4"x11")
Power head weight	4.9 kg (10.7 lbs.)

Net weight : without Guide bar, Saw chain

Petrol Chain Saw

EA5600F

330, 380, 400, 450, 530 mm (13, 15, 16, 18, 21")



Saw chain	Pitch : 3/8" or 0.325"
	Gauge: 1.3 mm (0.050") / 1.5 mm (0.058")
Displacement	55.7 mL
Engine power	3.0 kW / 4.1 PS
Fuel Tank Capacity	0.6 L
Chain Oil Tank Volume	0.3 L
Sound Pressure Level	104.4 dB(A)
Sound Power Level	116.5 dB(A)
Vibration Level Front Grip	5.5 / 5.0 m/s ² or less
Vibration Level Rear Grip	3.7 m/s ²
Dimensions (L x W x H)	430x237x297 mm (17"x9-3/8"x11-5/8")
Net weight	5.8 kg (12.8 lbs.)

Net weight: without Guide bar / Saw chain

Petrol Chain Saw

EA5001P

330, 380, 450, 530 mm (13, 15, 18, 21")



Saw chain	Pitch : .325 / 3/8"
	Gauge: 1.5 mm (0.058")
Displacement	50 mL
Engine power	2.8 kW / 3.9 PS
Fuel Tank Capacity	0.47 L
Chain Oil Tank Volume	0.27 L
Sound Pressure Level	102.4 dB(A)
Sound Power Level	111.3 dB(A)
Vibration Level Front Grip	5.2 m/s ²
Vibration Level Rear Grip	3.7 m/s ²
Dimensions (L x W x H)	420x235x290 mm (16-1/2"x9-1/4"x11-3/8")
Power head weight	5.6 kg (12.3 lbs.)

Petrol Chain Saw

EA5000P

330, 380, 450, 530 mm (13, 15, 18, 21")



Saw chain	Pitch : .325 / 3/8"
	Gauge: 1.5 mm (0.058")
Displacement	50 mL
Engine power	2.8 kW / 3.9 PS
Fuel Tank Capacity	0.47 L
Chain Oil Tank Volume	0.27 L
Sound Pressure Level	102.4 dB(A)
Sound Power Level	111.3 dB(A)
Vibration Level Front Grip	5.2 m/s ²
Vibration Level Rear Grip	3.7 m/s ²
Dimensions (L x W x H)	420x235x290 mm (16-1/2"x9-1/4"x11-3/8")
Power head weight	5.4 kg (11.8 lbs.)

Net weight: without Guide bar / Saw chain

Petrol Chain Saw

EA6101P

380 - 600 mm (15 - 23-5/8")



Saw chain	Pitch : 0.325 or 3/8"
	Gauge: 1.5 mm (0.058")
Displacement	60.7 mL
Engine power	3.4 kW / 4.6 PS
Fuel Tank Capacity	0.8 L
Chain Oil Tank Volume	0.48 L
Sound Pressure Level	105.1 dB(A)
Sound Power Level	115.3 dB(A)
Vibration Level Front Grip	6.2 m/s ²
Vibration Level Rear Grip	4.1 m/s ²
Dimensions (L x W x H)	435x243x312 mm (17-1/8"x9-9/16"x12-1/4")
Power head weight	6.1 kg (13.4 lbs.)

Petrol Chain Saw

EA6100P

380-600 mm (15"-24")



Saw chain	Pitch : 0.325 or 3/8"
	Gauge: 1.5 mm (0.058")
Displacement	60.7 mL
Engine power	3.4 kW / 4.6 PS
Fuel Tank Capacity	0.8 L
Chain Oil Tank Volume	0.48 L
Sound Pressure Level	105 dB(A)
Sound Power Level	117 dB(A)
Vibration Level Front Grip	5.0 m/s ²
Vibration Level Rear Grip	4.0 m/s ²
Dimensions (L x W x H)	435x243x312 mm (17-1/8"x9-9/16"x12-1/4")
Power head weight	6.0 kg (13.2 lbs.)

Net weight: without Guide bar / Saw chain

Petrol Chain Saw

EA7301P

380, 450, 500, 600, 700 mm (15, 18, 20, 24, 28")



Saw chain	Pitch : 3/8"
	Gauge: 1.5 mm (0.058")
Displacement	72.6 mL
Engine power	4.1 kW / 5.5 PS
Fuel Tank Capacity	0.75 L (25.4 oz.)
Chain Oil Tank Volume	0.42 L
Sound Pressure Level	105.1 dB(A)
Sound Power Level	115.3 dB(A)
Vibration Level Front Grip	6.2 m/s ²
Vibration Level Rear Grip	4.1 m/s ²
Dimensions (L x W x H)	w/o Spike Bumper: 460x255x315 mm (18-1/8"x10"x12-3/8")
Power head weight	6.8 kg (14.9 lbs.)

Petrol Chain Saw

EA7300P

380, 450, 500, 600, 700 mm (15, 18, 20, 24, 28")



Saw chain	Pitch : 3/8"
	Gauge: 1.5 mm (0.058")
Displacement	72.6 mL
Engine power	4.1 kW / 5.5 PS
Fuel Tank Capacity	0.75 L (25.4 oz.)
Chain Oil Tank Volume	0.42 L
Sound Pressure Level	105.1 dB(A)
Sound Power Level	115.3 dB(A)
Vibration Level Front Grip	6.2 m/s ²
Vibration Level Rear Grip	4.1 m/s ²
Dimensions (L x W x H)	w/o Spike Bumper: 460x255x315 mm (18-1/8"x10"x12-3/8")
Power head weight	6.6 kg (14.5 lbs.)

Net weight: without Guide bar / Saw chain

Petrol Chain Saw

EA7901P

380, 450, 500, 600, 700 mm (15, 18, 20, 24, 28")



Saw chain	Pitch : 3/8"
	Gauge: 1.5 mm (0.058")
Displacement	78.5 mL
Engine power	4.3 kW / 5.8 PS
Fuel Tank Capacity	0.75 L (25.4 oz.)
Chain Oil Tank Volume	0.42 L
Sound Pressure Level	105.1 dB(A)
Sound Power Level	115.3 dB(A)
Vibration Level Front Grip	6.6 m/s ²
Vibration Level Rear Grip	4.5 m/s ²
Dimensions (L x W x H)	w/o Spike Bumper: 460x255x315 mm (18-1/8"x10"x12-3/8")
Power head weight	6.8 kg (14.9 lbs.)

Petrol Chain Saw

EA7900P

380, 450, 500, 600, 700 mm (15, 18, 20, 24, 28")



Saw chain	Pitch : 3/8"
	Gauge: 1.5 mm (0.058")
Displacement	78.5 mL
Engine power	4.3 kW / 5.8 PS
Fuel Tank Capacity	0.75 L (25.4 oz.)
Chain Oil Tank Volume	0.42 L
Sound Pressure Level	105.1 dB(A)
Sound Power Level	115.3 dB(A)
Vibration Level Front Grip	6.6 m/s ²
Vibration Level Rear Grip	4.5 m/s ²
Dimensions (L x W x H)	w/o Spike Bumper: 460x255x315 mm (18-1/8"x10"x12-3/8")
Power head weight	6.6 kg (14.5 lbs.)

Net weight: without Guide bar / Saw chain

Petrol Chain Saw

EA3110T

250, 300 mm (10, 12")



Saw chain	Pitch : 3/8"
	Gauge: 1.3 mm (0.050")
Displacement	30.1 mL
Engine power	1.0 kW / 1.4 PS
Fuel Tank Capacity	0.24 L
Chain Oil Tank Volume	0.18 L
Vibration Level Front Grip	3.3 m/s ²
Vibration Level Rear Grip	3.7 m/s ²
Dimensions (L x W x H)	259x236x217 mm (10-1/4"x9-1/4"x8-1/2")
Power head weight	3.2 kg (7.0 lbs.)

Telescopic Petrol Pole Saw

EY2650H

25.4 mL 4-stroke (Multi-position)



Displacement	25.4 mL
Engine power	0.77 kW / 1.1 PS
Fuel Tank Capacity	0.6 L
Guide Bar Length	255 mm (10")
Saw chain	Gauge: 1.3 mm (0.050")
	Pitch: 3/8"
Sound Pressure Level	89.5 dB(A)
Sound Power Level	107.3 dB(A)
Vibration Level Left Handle	7.2 m/s ²
Vibration Level Right Handle	5.3 m/s ²
Dimensions (L x W x H)	2,720x223x240 mm (107"x8-3/4"x9-1/2")
Net weight	7.2 kg (16.0 lbs.)

Net weight : without harness and fuel

Electric Chain Saw



Electric Chain Saw

2,000 W Electric Chain Saw, Toolless Tension Adjustment



153 mm	UC3051A	UC3551A	UC4051A	UC4551A
Continuous rating input	2,000W	2,000W	2,000W	2,000W
Chain speed per minute	870 m (2,900 ft)	870 m (2,900 ft)	870 m (2,900 ft)	870 m (2,900 ft)
Guide Bar Length	300 mm (12")	350 mm (14")	400 mm (16")	450 mm (18")
Saw chain	Pitch : 3/8" Gauge: 1.3 mm (0.050")	Pitch : 3/8" Gauge: 1.3 mm (0.050")	Pitch : 3/8" Gauge: 1.3 mm (0.050")	Pitch : 3/8" Gauge: 1.3 mm (0.050")
Sound Pressure Level	90.8 dB(A)	90.8 dB(A)	90.8 dB(A)	90.8 dB(A)
Sound Power Level	101.8 dB(A)	101.8 dB(A)	101.8 dB(A)	101.8 dB(A)
Vibration Level	5.2 m/s ²	5.2 m/s ²	5.2 m/s ²	5.2 m/s ²
Dimensions (L x W x H)	505x200x220 mm (19-7/8"x7-7/8"x8-5/8")	505x200x220 mm (19-7/8"x7-7/8"x8-5/8")	505x200x220 mm (19-7/8"x7-7/8"x8-5/8")	505x200x220 mm (19-7/8"x7-7/8"x8-5/8")
Net weight	5.4 kg (11.9 lbs.)	5.5 kg (12.1 lbs.)	5.6 kg (12.3 lbs.)	5.7 kg (12.4 lbs.)
Power supply cord	0.3 m (0.98 ft)	0.3 m (0.98 ft)	0.3 m (0.98 ft)	0.3 m (0.98 ft)



Saw Chain, Guide Bar Cover, Hook complete

Dimensions : excluding blade and guide bar

Electric Chain Saw

2,000 W Electric Chain Saw



153 mm	UC3050A	UC3550A	UC4050A	UC4550A
Continuous rating input	2,000W	2,000W	2,000W	2,000W
Chain speed per minute	870 m (2,900 ft)	870 m (2,900 ft)	870 m (2,900 ft)	870 m (2,900 ft)
Guide Bar Length	300 mm (12")	350 mm (14")	400 mm (16")	450 mm (18")
Saw chain	Pitch : 3/8" Gauge: 1.3 mm (0.050")	Pitch : 3/8" Gauge: 1.3 mm (0.050")	Pitch : 3/8" Gauge: 1.3 mm (0.050")	Pitch : 3/8" Gauge: 1.3 mm (0.050")
Sound Pressure Level	90.8 dB(A)	90.8 dB(A)	90.8 dB(A)	90.8 dB(A)
Sound Power Level	101.8 dB(A)	101.8 dB(A)	101.8 dB(A)	101.8 dB(A)
Vibration Level	5.2 m/s ²	5.2 m/s ²	5.2 m/s ²	5.2 m/s ²
Dimensions (L x W x H)	505x196x220 mm (19-7/8"x7-3/4"x8-5/8")	505x196x220 mm (19-7/8"x7-3/4"x8-5/8")	505x196x220 mm (19-7/8"x7-3/4"x8-5/8")	505x196x220 mm (19-7/8"x7-3/4"x8-5/8")
Net weight	5.4kg (11.9 lbs.)	5.5 kg (12.1 lbs.)	5.6 kg (12.5 lbs.)	5.7 kg (12.5 lbs.)
Power supply cord	0.3 m (0.98 ft)	0.3 m (0.98 ft)	0.3 m (0.98 ft)	0.3 m (0.98 ft)



Saw Chain, Guide Bar Cover, Hook complete, Wrench

Dimensions : excluding blade and guide bar

Electric Chain Saw

1,800 W Electric Chain Saw, Toolless Tension Adjustment



132 mm	UC3041A	UC3541A	UC4041A
Continuous rating input	1,800W	1,800W	1,800W
Chain speed per minute	870 m (2,900 ft)	870 m (2,900 ft)	870 m (2,900 ft)
Guide Bar Length	300 mm (12")	350 mm (14")	400 mm (16")
Saw chain	Pitch : 3/8" Gauge: 1.1 mm (0.043") / 1.3 mm (0.050")	Pitch : 3/8" Gauge: 1.1 mm (0.043") / 1.3 mm (0.050")	Pitch : 3/8" Gauge: 1.1 mm (0.043") / 1.3 mm (0.050")
Sound Pressure Level	90.3 dB(A)	90.3 dB(A)	90.3 dB(A)
Sound Power Level	101.3 dB(A)	101.3 dB(A)	101.3 dB(A)
Vibration Level	4.7 m/s ²	4.7 m/s ²	4.7 m/s ²
Dimensions (L x W x H)	455x245x200 mm (17-7/8"x9-5/8"x7-7/8")	455x245x200 mm (17-7/8"x9-5/8"x7-7/8")	455x245x200 mm (17-7/8"x9-5/8"x7-7/8")
Net weight	4.6 kg (10.2 lbs.)	4.7 kg (10.4 lbs.)	4.8 kg (10.5 lbs.)
Power supply cord	0.3 m (0.98 ft)	0.3 m (0.98 ft)	0.3 m (0.98 ft)



Saw Chain, Guide Bar Cover, Hook complete

Dimensions : excluding blade and guide bar

Petrol Hedge Trimmer



Petrol Hedge Trimmer

22.2 mL 2-Stroke Hedge Trimmer, Catalytic Converter



	EH5000W	EH6000W	EH7500W
Blade Length	500 mm (19-3/4")	600 mm (23-5/8")	750 mm (29-1/2")
Displacement	22.2 mL	22.2 mL	22.2 mL
Engine power	0.68 kW / 1.0 PS	0.68 kW / 1.0 PS	0.68 kW / 1.0 PS
Fuel Tank Capacity	0.4 L	0.4 L	0.4 L
Strokes Per Minute (SPM)	4390	4390	4390
Tooth Spacing	35 mm (1-3/8")	35 mm (1-3/8")	35 mm (1-3/8")
Sound Pressure Level	93.0 dB(A)	92.8 dB(A)	93.9 dB(A)
Sound Power Level	103.0 dB(A)	103.2 dB(A)	103.8 dB(A)
Vibration Level Front Grip	2.5 m/s ²	2.8 m/s ²	2.3 m/s ²
Vibration Level Rear Grip	2.5 m/s ²	2.7 m/s ²	2.3 m/s ²
Dimensions (L x W x H)	1,014x262x216 mm (40"x10-3/8"x8-1/2")	1,119x262x216 mm (44"x10-3/8"x8-1/2")	1,259x262x216 mm (49-1/2"x10-3/8"x8-1/2")
Net weight	4.8 kg (10.5 lbs.)	5 kg (11 lbs.)	5.2 kg (11.4 lbs.)



Blade Cover, Socket Wrench, Hex Wrench

Net weight : without fuel

Outdoor Power Equipment

Petrol Hedge Trimmer

22.2 mL 2-Stroke Hedge Trimmer, Catalytic Converter



	EH6000S	EH7500S
Blade Length	600 mm (23-5/8")	750 mm (29-1/2")
Displacement	22.2 mL	22.2 mL
Engine power	0.68 kW / 1.0 PS	0.68 kW / 1.0 PS
Fuel Tank Capacity	0.4 L	0.4 L
Strokes Per Minute (SPM)	4,390	4,390
Tooth Spacing	35 mm (1-3/8")	35 mm (1-3/8")
Sound Pressure Level	94.3 dB(A)	94.3 dB(A)
Sound Power Level	101.8 dB(A)	101.8 dB(A)
Vibration Level Front Grip	3.5 m/s ²	3.5 m/s ²
Vibration Level Rear Grip	3.2 m/s ²	3.2 m/s ²
Dimensions (L x W x H)	1,010x323x212 mm (39-3/4"x12-3/4"x8-3/8")	1,150x323x212 mm (45-1/4"x12-3/4"x8-3/8")
Net weight	4.7 kg (10.4 lbs.)	4.9 kg (10.8 lbs.)

Blade Cover, Tool set

Net weight : without blade, band, and fuel

Electric Hedge Trimmer



Hedge Trimmer

670 W Hedge Trimmer



	UH5580	UH6580	UH7580
Continuous rating input	670W	670W	670W
Blade Length	550 mm (21-5/8")	650 mm (25-1/2")	750 mm (29-1/2")
Strokes Per Minute (SPM)	3,000	3,000	3,000
Tooth Spacing	18 mm (11/16")	18 mm (11/16")	18 mm (11/16")
Sound Pressure Level	86.5 dB(A)	86.5 dB(A)	86.5 dB(A)
Sound Power Level	94.5 dB(A)	94.5 dB(A)	94.5 dB(A)
Vibration Level Front Grip	4.4 m/s ²	4.4 m/s ²	4.4 m/s ²
Vibration Level Rear Grip	4.4 m/s ²	4.4 m/s ²	4.4 m/s ²
Dimensions (L x W x H)	970x223x206 mm (38-1/4"x8-3/4"x8-1/8")	1,049x223x206 mm (41-1/4"x8-3/4"x8-1/8")	1,157x223x206 mm (45-1/2"x8-3/4"x8-1/8")
Net weight	4.2 kg (9.2 lbs.)	4.3 kg (9.4 lbs.)	4.4 kg (9.7 lbs.)
Power supply cord	0.3 m (0.98 ft)	0.3 m (0.98 ft)	0.3 m (0.98 ft)

Blade Cover, Hook complete, Belt Hook

Hedge Trimmer

550 W Hedge Trimmer



	UH4570	UH5570	UH6570
Continuous rating input	550W	550W	550W
Blade Length	450 mm (17-3/4")	550 mm (21-5/8")	650 mm (25-1/2")
Strokes Per Minute (SPM)	3,200	3,200	3,200
Tooth Spacing	18 mm (11/16")	18 mm (11/16")	18 mm (11/16")
Sound Pressure Level	89.9 dB(A)	89.9 dB(A)	89.9 dB(A)
Sound Power Level	97.9 dB(A)	97.9 dB(A)	97.9 dB(A)
Vibration Level	6.7 m/s ²	6.7 m/s ²	6.7 m/s ²
Dimensions (L x W x H)	862x223x206 mm (34"x8-3/4"x8-1/8")	970x223x206 mm (38-1/4"x8-3/4"x8-1/8")	1,042x223x206 mm (41"x8-3/4"x8-1/8")
Net weight	3.6 kg (8 lbs.)	3.7 - 3.8 kg (8.2 - 8.4 lbs.)	3.8 - 3.9 kg (8.4 - 8.5 lbs.)
Power supply cord	0.3 m (0.98 ft)	0.3 m (0.98 ft)	0.3 m (0.98 ft)

Blade Cover, Hook complete, Belt Hook

Hedge Trimmer

400 W Hedge Trimmer



	UH4261	UH4861	UH5261
Continuous rating input	400W	400W	400W
Blade Length	420 mm (16-1/2")	480 mm (18-7/8")	520 mm (20-1/2")
Strokes Per Minute (SPM)	3,200	3,200	3,200
Tooth Spacing	15 mm (9/16")	15 mm (9/16")	15 mm (9/16")
Sound Pressure Level	82 dB(A)	82 dB(A)	82 dB(A)
Sound Power Level	93 dB(A)	93 dB(A)	93 dB(A)
Vibration Level	6.7 m/s ²	6.7 m/s ²	6.7 m/s ²
Dimensions (L x W x H)	821x194x194 mm (32-1/4"x7-5/8"x7-5/8")	871x194x194 mm (34-1/4"x7-5/8"x7-5/8")	921x194x194 mm (36-1/4"x7-5/8"x7-5/8")
Net weight	2.9 kg (6.5 lbs.)	3 kg (6.6 lbs.)	3 kg (6.7 lbs.)
Power supply cord	0.3 m (0.98 ft)	0.3 m (0.98 ft)	0.3 m (0.98 ft)

Blade Cover, Hook complete, Cord holder complete set



Petrol Pole Hedge Trimmer

Petrol Pole Hedge Trimmer

EN4951SH
25.4 mL 4-stroke (Multi-position)



Displacement	25.4 mL
Engine power	0.77 kW / 1.1 PS
Fuel Tank Capacity	0.6 L
Strokes Per Minute (SPM)	4,200
Blade Length	490 mm (19-1/4")
Sound Pressure Level	90.2 dB(A)
Sound Power Level	102.2 dB(A)
Vibration Level Front Grip	8.0 m/s ²
Vibration Level Rear Grip	8.0 m/s ²
Dimensions (L x W x H)	2,050x221x241 mm (80-1/2"x8-3/4"x9-1/2")
Net weight	6.6 kg (14.6 lbs.)

Net weight: without harness and fuel

Petrol Pole Hedge Trimmer

EN4950H
25.4 mL 4-stroke (Multi-position)



Displacement	25.4 mL
Engine power	0.77 kW / 1.1 PS
Fuel Tank Capacity	0.6 L
Strokes Per Minute (SPM)	4,200
Sound Pressure Level	90 dB(A)
Sound Power Level	102.2 dB(A)
Vibration Level Front Grip	6.3 m/s ²
Vibration Level Rear Grip	8.9 m/s ²
Dimensions (L x W x H)	2,550x242x241 mm (100-1/2"x9-1/2"x9-1/2")
Blade Length	490 mm (19-1/4")
Net weight	6.9 kg (15 lbs.)

Net weight: without harness and fuel

Petrol Pole Hedge Trimmer

EN5950SH
25.4 mL 4-stroke (Multi-position)



Displacement	25.4 mL
Engine power	0.77 kW / 1.1 PS
Fuel Tank Capacity	0.6 L
Strokes Per Minute (SPM)	4,200
Sound Pressure Level	87.1 dB(A)
Sound Power Level	88.0 dB(A)
Vibration Level Front Grip	6.8 m/s ²
Vibration Level Rear Grip	9.6 m/s ²
Dimensions (L x W x H)	1,780x242x241 mm (70"x9-1/2"x9-1/2")
Blade Length	590 mm (23-1/4")
Net weight	6.0 kg (13.2 lbs.)

Net weight: without harness and fuel

Petrol Pole Hedge Trimmer

EN7350SH
25.4 mL 4-stroke (Multi-position)



Displacement	25.4 mL
Engine power	0.77 kW / 1.1 PS
Fuel Tank Capacity	0.6 L
Strokes Per Minute (SPM)	4,200
Sound Pressure Level	99.6 dB(A)
Sound Power Level	100.3 dB(A)
Vibration Level Front Grip	5.9 m/s ²
Vibration Level Rear Grip	8.8 m/s ²
Dimensions (L x W x H)	1,910x259x241 mm (75-1/4"x10-1/4"x9-1/2")
Blade Length	730 mm (28-3/4")
Net weight	6.5 kg (14.3 lbs.)

Net weight: without harness and fuel



Petrol Lawn Mower Mulching Mower

Petrol Lawn Mower

PLM4627N
460 mm (18") Side discharge



Engine	B&S500E, 140 mL
Cutting Width	460 mm (18-1/8")
Cutting Height	25-75 mm (1"-2-15/16")
No Load Speed (RPM)	2,800
Recommended mowing area up to	1,000 m ²
Dimensions (L x W x H)	860x565x455 mm (33-3/4"x22-1/4"x7-7/8")
Net weight	28.4 kg (62.6 lbs.)

Petrol Lawn Mower

PLM4626N
460 mm (18")



Engine	B&S500E, 140 mL
Cutting Width	460 mm (18-1/8")
Cutting Height	25-75 mm (1"-2-15/16")
No Load Speed (RPM)	2,800
Recommended mowing area up to	1,000 m ²
Dimensions (L x W x H)	860x565x455 mm (33-3/4"x22-1/4"x7-7/8")
Net weight	28.0 kg (61.7 lbs.)

Petrol Lawn Mower

PLM4628N
460 mm (18") Side discharge, Self-Propelled (3 speed)



Engine	B&S500E, 140 mL
Cutting Width	460 mm (18-1/8")
Cutting Height	25-75 mm (1"-2-15/16")
No Load Speed (RPM)	2,800
Propelling speed	3-4.5 km/h
Recommended mowing area up to	1,000 m ²
Dimensions (L x W x H)	860x565x455 mm (33-3/4"x22-1/4"x7-7/8")
Net weight	31.2 kg (68.8 lbs.)

Petrol Lawn Mower

PLM4120N
410 mm (16-1/8")



Engine	B&S500E, 140 mL
Cutting Width	410 mm (16-1/8")
Cutting Height	25, 31, 43, 56, 70 mm (1, 1-1/4, 1-11/16, 2-3/16, 2-3/4")
No Load Speed (RPM)	2,800
Recommended mowing area up to	1,000 m ²
Dimensions (L x W x H)	760x500x410 mm (30"x19-3/4"x16-1/8")
Net weight	26.0 kg (57.3 lbs.)

Petrol Lawn Mower

PLM4630N2
460 mm (18-1/8") Side Discharge



Engine	B&S675EXI R/S, 163 mL
Engine power	2.6 kW / PS
Cutting Width	460 mm (18-1/8")
Cutting Height	25-70 mm (1"-2-3/4")
No Load Speed (RPM)	2,800
Recommended mowing area up to	1,200 m ²
Fuel Tank Capacity	1 L
Oil Tank Capacity	0.47 L
Guaranteed Sound Pressure Level	84.3 dB(A)
Measured Sound Power Level	94.0 dB(A)
Guaranteed Sound Power Level	96 dB(A)
Vibration Level	5.18 m/s ²
Dimensions (L x W x H)	825x540x445 mm (32-1/2"x21-1/4"x17-1/2")
Net weight	30.0 kg (66.2 lbs.)

Outdoor Power Equipment

Petrol Lawn Mower

PLM4631N2

460 mm (18-1/8") Side Discharge, Self-Propelled (Single Speed)



Engine	B8S675EXI R/S, 163 mL
Engine power	2.6 kW / PS
Cutting Width	460 mm (18-1/8")
Cutting Height	25 - 70 mm (1" - 2-3/4")
No Load Speed (RPM)	2,800
Propelling speed	3.6 km/h
Recommended moving area up to	1,400 m ²
Fuel Tank Capacity	1 L
Oil Tank Capacity	0.47 L
Guaranteed Sound Pressure Level	84.3 dB(A)
Measured Sound Power Level	94.0 dB(A)
Guaranteed Sound Power Level	96 dB(A)
Vibration Level	5.18 m/s ²
Dimensions (L x W x H)	825x540x450 mm (32-1/2"x21-1/4"x17-3/4")
Net weight	32.5 kg (71.7 lbs.)

Petrol Lawn Mower

PLM4632N

460 mm (18-1/8") Side discharge, Self propelling (3 speed)



Engine	B8S750E R/S, 161 mL
Cutting Width	460 mm (18-1/8")
Cutting Height	25-70 mm (1"-2-3/4")
No Load Speed (RPM)	2,800
Propelling speed	3-4.5 km/h
Recommended mowing area up to	1,800 m ²
Dimensions (L x W x H)	825x540x450 mm (32-1/2"x21-1/4"x17-3/4")
Net weight	35.0 kg (77.1 lbs.)

Petrol Lawn Mower

PLM5130N

510 mm (20") Side discharge, Self-Propelled (3 speed)



Engine	B8S750E R/S, 161 mL
Cutting Width	510 mm (20")
Cutting Height	25-70 mm (1"-2-3/4")
No Load Speed (RPM)	2,800
Propelling speed	3-4.5 km/h
Recommended moving area up to	2,000 m ²
Dimensions (L x W x H)	965x550x450 mm (38"x21-5/8"x17-3/4")
Net weight	38.0 kg (83.7 lbs.)

Petrol Lawn Mower

PLM4620N2

460 mm (18-1/8")



Engine	B8S625E R/S, 150 mL
Engine power	2.2 kW / PS
Cutting Width	460 mm (18-1/8")
Cutting Height	25 - 70 mm (1" - 2-3/4")
No Load Speed (RPM)	2,800
Recommended moving area up to	1,200 m ²
Fuel Tank Capacity	0.8 L
Oil Tank Capacity	0.47 L
Guaranteed Sound Pressure Level	82.0 dB(A)
Measured Sound Power Level	92.1 dB(A)
Guaranteed Sound Power Level	96 dB(A)
Vibration Level	1.89 m/s ²
Dimensions (L x W x H)	800x540x400 mm (31-1/2"x21-1/4"x15-3/4")
Net weight	27.6 kg (60.9 lbs.)

Petrol Lawn Mower

PLM4621N2

460 mm (18-1/8") Self-Propelled (Single Speed)



Engine	B8S650EXI R/S, 163 mL
Engine power	2.4 kW / PS
Cutting Width	460 mm (18-1/8")
Cutting Height	25 - 70 mm (1" - 2-3/4")
No Load Speed (RPM)	2,800
Propelling speed	3.6 km/h
Recommended moving area up to	1,400 m ²
Fuel Tank Capacity	1 L
Oil Tank Capacity	0.47 L
Guaranteed Sound Pressure Level	85.1 dB(A)
Measured Sound Power Level	93.7 dB(A)
Guaranteed Sound Power Level	96 dB(A)
Vibration Level	7.38 m/s ²
Dimensions (L x W x H)	800x540x410 mm (31-1/2"x21-1/4"x16-1/8")
Net weight	31.0 kg (68.4 lbs.)

Petrol Lawn Mower

PLM4622N2

460 mm (18-1/8") Self-Propelled (3 Speed)



Engine	B8S675EXI R/S, 163 mL
Engine power	2.6 kW / PS
Cutting Width	460 mm (18-1/8")
Cutting Height	25 - 70 mm (1" - 2-3/4")
No Load Speed (RPM)	2,800
Propelling speed	3 - 4.5 km/h
Recommended moving area up to	1,800 m ²
Fuel Tank Capacity	1 L
Oil Tank Capacity	0.47 L
Guaranteed Sound Pressure Level	84.3 dB(A)
Measured Sound Power Level	94.0 dB(A)
Guaranteed Sound Power Level	96 dB(A)
Vibration Level	5.18 m/s ²
Dimensions (L x W x H)	800x540x410 mm (31-1/2"x21-1/4"x16-1/8")
Net weight	33.0 kg (72.8 lbs.)

Petrol Lawn Mower

PLM5113N2

510 mm (20") Side Discharge, Self-Propelled (3 Speed)



Engine	B8S675EXI R/S, 163 mL
Engine power	2.6 kW / PS
Cutting Width	510 mm (20")
Cutting Height	25 - 70 mm (1" - 2-3/4")
No Load Speed (RPM)	2,800
Propelling speed	3 - 4.5 km/h
Recommended moving area up to	2,000 m ²
Fuel Tank Capacity	1 L
Oil Tank Capacity	0.47 L
Guaranteed Sound Pressure Level	87.0 dB(A)
Measured Sound Power Level	95.4 dB(A)
Guaranteed Sound Power Level	98 dB(A)
Vibration Level	7.38 m/s ²
Dimensions (L x W x H)	890x570x440 mm (35"x22-4/9"x17-1/3")
Net weight	36.0 kg (79.4 lbs.)

Petrol Lawn Mower

PLM5600N2

560 mm (22") Side Discharge, Self-Propelled (3 Speed)



Engine	B8S675EXI R/S, 163 mL
Engine power	2.6 kW / PS
Cutting Width	560 mm (22")
Cutting Height	25 - 70 mm (1" - 2-3/4")
No Load Speed (RPM)	2,800
Propelling speed	3 - 4.5 km/h
Recommended moving area up to	2,200 m ²
Fuel Tank Capacity	1 L
Oil Tank Capacity	0.47 L
Guaranteed Sound Pressure Level	88.5 dB(A)
Measured Sound Power Level	96.3 dB(A)
Guaranteed Sound Power Level	98 dB(A)
Vibration Level	7.90 m/s ²
Dimensions (L x W x H)	985x595x430 mm (38-3/4"x23-1/2"x17")
Net weight	37.2 kg (82.1 lbs.)

Petrol Mulching Mower

PLM4817 / PLM4818

480 mm (18-17/8") Side discharge



Engine	PLM4817: B8S500E, 140 mL PLM4818: B8S75EX R/S, 140 mL
Cutting Width	480 mm (18-7/8")
Cutting Height	25-70 mm (1 - 2-3/4")
No Load Speed (RPM)	2,800
Dimensions (L x W x H)	800x520x400 mm (31-1/2"x20-1/2"x15-3/4")
Net weight	PLM4817: 24.3 kg (53.5 lbs.) PLM4818: 24.6 kg (54.2 lbs.)

Petrol Mulching Mower

PLM4819

480 mm (18-17/8") Side discharge, Self-Propelled (single speed)



Engine	B8S625E R/S, 150 mL
Cutting Width	480 mm (18-7/8")
Cutting Height	25-70 mm (1 - 2-3/4")
No Load Speed (RPM)	2,800
Propelling speed	3.6 km/h
Dimensions (L x W x H)	800x520x400 mm (31-1/2"x20-1/2"x15-3/4")
Net weight	27.3 kg (60.1 lbs.)

Petrol Lawn Mower

PLM5120N2

510 mm (20")



Engine	B8S625E R/S, 150 mL
Engine power	2.2 kW / PS
Cutting Width	510 mm (20")
Cutting Height	25 - 70 mm (1" - 2-3/4")
No Load Speed (RPM)	2,800
Recommended moving area up to	1,500 m ²
Fuel Tank Capacity	0.8 L
Oil Tank Capacity	0.47 L
Guaranteed Sound Pressure Level	86.2 dB(A)
Measured Sound Power Level	95.1 dB(A)
Guaranteed Sound Power Level	98 dB(A)
Vibration Level	5.14 m/s ²
Dimensions (L x W x H)	850x560x375 mm (33-1/2"x22"x14-3/4")
Net weight	25.5 kg (57.3 lbs.)

Petrol Lawn Mower

PLM5121N2

510 mm (20") Side Discharge, Self-Propelled (Single Speed)



Engine	B8S675EXI R/S, 163 mL
Engine power	2.6 kW / PS
Cutting Width	510 mm (20")
Cutting Height	25 - 70 mm (1" - 2-3/4")
No Load Speed (RPM)	2,800
Propelling speed	3.6 km/h
Recommended moving area up to	1,800 m ²
Fuel Tank Capacity	1.0 L
Oil Tank Capacity	0.47 L
Guaranteed Sound Pressure Level	86.0 dB(A)
Measured Sound Power Level	95.1 dB(A)
Guaranteed Sound Power Level	98 dB(A)
Vibration Level	7.38 m/s ²
Dimensions (L x W x H)	900x560x410 mm (35-1/2"x22"x16-1/8")
Net weight	31.0 kg (68.4 lbs.)

Electric Lawn Mower Electric Scarifier



Electric Lawn Mower

ELM3320
330 mm (13")



Continuous rating input	1,200W
Hole Diameter	8 mm (5/16")
Cutting Width	330 mm (13")
Cutting Height	20 - 55 mm (13/16" - 2-3/16")
No Load Speed (RPM)	3,400
Recommended mowing area up to	400 m ²
Vibration Level	2.5 m/s ² or less
Sound Pressure Level	83 dB(A)
Sound Power Level	94 dB(A)
Dimensions (L x W x H)	During operation: 1,230x380x870-1,110 mm (48-1/2"x15"x34-1/4" - 43-3/4")
Net weight	10.2 kg (22.5 lbs.)

Electric Lawn Mower

ELM3720
370 mm (14-1/2")



Continuous rating input	1,400W
Hole Diameter	8 mm (5/16")
Cutting Width	370 mm (14-1/2")
Cutting Height	20 - 55 mm (13/16" - 2-3/16")
No Load Speed (RPM)	3,400
Recommended mowing area up to	500 m ²
Vibration Level	2.5 m/s ² or less
Sound Pressure Level	83 dB(A)
Sound Power Level	94 dB(A)
Dimensions (L x W x H)	During operation: 1,330x415x890-1,120 mm (52-3/8"x16-3/8"x35" - 44")
Net weight	11.6 kg (25.6 lbs.)

Electric Lawn Mower

ELM4120
410 mm (16-1/8")



Continuous rating input	1,600W
Hole Diameter	8 mm (5/16")
Cutting Width	410 mm (16-1/8")
Cutting Height	20 - 75 mm (13/16" - 2-15/16")
No Load Speed (RPM)	3,400
Recommended mowing area up to	600 m ²
Vibration Level	2.5 m/s ² or less
Sound Pressure Level	84 dB(A)
Sound Power Level	93 dB(A)
Dimensions (L x W x H)	During operation: 1,470x460x955-1,230 mm (57-7/8"x18-1/8"x37-5/8" - 48-3/8")
Net weight	14.5 kg (32.0 lbs.)

Electric Lawn Mower

ELM4121
410 mm (16-1/8")



Continuous rating input	1,600W
Hole Diameter	8 mm (5/16")
Cutting Width	410 mm (16-1/8")
Cutting Height	20 - 75 mm (13/16" - 2-15/16")
No Load Speed (RPM)	3,400
Recommended mowing area up to	600 m ²
Vibration Level	2.5 m/s ² or less
Sound Pressure Level	84 dB(A)
Sound Power Level	95 dB(A)
Dimensions (L x W x H)	During operation: 1,465x530x905-1,135 mm (57-3/4"x20-7/8"x35-5/8" - 44-3/4")
Net weight	17.5 - 19.1 kg (38.6 - 42.1 lbs.)

Electric Lawn Mower

ELM4620
460 mm (18-1/8")



Continuous rating input	1,800W
Hole Diameter	12.1 mm (1/2")
Cutting Width	460 mm (18-1/8")
Cutting Height	20 - 75 mm (13/16" - 2-15/16")
No Load Speed (RPM)	2,950
Recommended mowing area up to	800 m ²
Vibration Level	2.5 m/s ² or less
Sound Pressure Level	83 dB(A)
Sound Power Level	95 dB(A)
Dimensions (L x W x H)	During operation: 1,700x570x950-1,165 mm (67"x22-1/2"x37-3/8" - 45-7/8")
Net weight	27.7 - 29.2 kg (61.1 - 64.4 lbs.)

Electric Lawn Mower

ELM4621
460 mm (18-1/8")
Self-Propelled (Single Speed)



Continuous rating input	1,800W
Hole Diameter	12.1 mm (1/2")
Cutting Width	460 mm (18-1/8")
Cutting Height	20 - 75 mm (13/16" - 2-15/16")
No Load Speed (RPM)	2,950
Propelling speed	3.6 km/h
Recommended mowing area up to	1,000 m ²
Vibration Level	2.5 m/s ² or less
Sound Pressure Level	83 dB(A)
Sound Power Level	95 dB(A)
Dimensions (L x W x H)	During operation: 1,790x570x950-1,165 mm (70-1/2"x22-1/2"x37-3/8" - 45-7/8")
Net weight	30.5 - 32.2 kg (67.2 - 71.0 lbs.)

Electric Scarifier

652 023 960

UV3200
320 mm (12-3/5")



Cutting Width	320 mm (12-3/5")
Working depth	-10 mm, -5 mm, 0 mm, +5 mm, +10 mm (-3/8", -3/16", 0", +3/16", +3/8")
No Load Speed (RPM)	3,000
Sound Pressure Level	88.5 dB(A)
Sound Power Level	97.25 dB(A)
Vibration Level	4.513 m/s ²
Net weight	12 kg (26.5 lbs.)

Electric Scarifier

652 024 748

UV3600
360 mm (14-1/5")



Cutting Width	360 mm (14-1/5")
Working depth	-10 mm, -5 mm, 0 mm, +5 mm (-3/8", -3/16", 0", +3/16")
No Load Speed (RPM)	3,500
Sound Pressure Level	85.5 dB(A)
Sound Power Level	99.53 dB(A)
Vibration Level	4.673 m/s ²
Net weight	15.3 kg (33.7 lbs.)



Petrol Blower

Petrol Blower

EB7660WH
75.6 mL 4-stroke Hip-mounted throttle



Displacement	75.6 mL
Power Rating	3.0 kW (4.1 PS)
Max Air Volume	20 m ³ /min (706 CFM)
Max Air Velocity	92 m/s (205 MPH)
Fuel Tank Capacity	1.9 L (64 oz.)
No Load Speed (RPM)	2,800 - 7,200
Max Torque	4.7 N·m
Sound Pressure Level	102.8 dB(A)
Sound Power Level	110.7 dB(A)
Vibration Level Right Handle Long Pipe, Circular Nozzle: 3.0 m/s ²	
Vibration Level Left Handle Long Pipe, Circular Nozzle: 0.8 m/s ²	
Vibration Level Left Handle Long Pipe w/ Flat Nozzle: 0.6 m/s ²	
Dimensions (L x W x H)	332x510x480 mm (13-1/8"x20"x18-7/8")
Net weight	12.2 - 12.4 kg (26.8 - 27.4 lbs.)

Net weight: W/O Fuel & Blower pipe. Overall length: W/O Blower pipe

Petrol Blower

EB5300WH
52.5 mL 4-stroke Hip-mounted throttle



Displacement	52.5 mL
Power Rating	1.8 kW (2.5 PS)
Max Air Volume	15 m ³ /min (516 CFM)
Max Air Velocity	98 m/s (220 MPH)
Fuel Tank Capacity	1.8 L (61 oz.)
No Load Speed (RPM)	2,800 - 6,400
Max Torque	3.0 N·m
Sound Pressure Level	96.0 dB(A)
Sound Power Level	102.5 dB(A)
Vibration Level Right Handle Long Pipe, Circular Nozzle: 2.3 m/s ²	
Vibration Level Left Handle Long Pipe, Circular Nozzle: 0.5 m/s ²	
Dimensions (L x W x H)	320x510x475 mm (12-5/8"x17-3/4"x18-3/4")
Net weight	10.1 - 10.4 kg (22.3 - 22.9 lbs.)

Net weight: W/O Fuel & Blower pipe. Overall length: W/O Blower pipe

Petrol Blower

BHX2501
24.5 mL 4-stroke



Displacement	24.5 mL
Power Rating	0.81 kW
Max Air Volume	10.1 m ³ /min (356 CFM)
Max Air Velocity	65 m/s (145 MPH)
Fuel Tank Capacity	0.52 L (17.6 oz.)
Sound Pressure Level	90.8 dB(A)
Sound Power Level	104.4 dB(A)
Vibration Level	9.3 m/s ²
No Load Speed (RPM)	3,500 - 7,800
Dimensions (L x W x H)	350x231x368 mm (13.8"x9.1"x14.5")
Net weight	4.5 kg (9.8 lbs.)

Net weight: W/O Fuel, With Blower pipe. Overall length: W/O Blower pipe

Mist Blower

PM7650H
75.6 mL 4-stroke



Displacement	75.6 mL
Fuel Tank Capacity	1.8 L
Max Air Volume	14.1 m ³ /min (497 CFM)
The velocity of the wind (w/o blower pipes)	85 m/s
Sound Pressure Level	98.3 dB(A)
Sound Power Level	110.7 dB(A)
Vibration Level	3.5 m/s ²
Dimensions (L x W x H)	420x440x595 mm (16-1/2"x17-1/4"x23-1/2")
Net weight	13.9 kg (30.6 lbs.)

Net weight: without fuel with blower pipe. Overall length: Without blower pipes

Petrol Blower

EB7660TH
75.6 mL 4-stroke Tube-mounted throttle



Displacement	75.6 mL
Power Rating	3.0 kW (4.1 PS)
Max Air Volume	20 m ³ /min (706 CFM)
Max Air Velocity	92 m/s (205 MPH)
Fuel Tank Capacity	1.9 L (64 oz.)
No Load Speed (RPM)	2,800 - 7,200
Max Torque	4.7 N·m
Sound Pressure Level	102.8 dB(A)
Sound Power Level	110.7 dB(A)
Vibration Level Right Handle Long Pipe, Circular Nozzle: 3.0 m/s ²	
Dimensions (L x W x H)	332x460x480 mm (13-1/8"x18-1/8"x18-7/8")
Net weight	11.9 - 12.1 kg (26.2 - 26.7 lbs.)

Net weight: W/O Fuel & Blower pipe. Overall length: W/O Blower pipe

Petrol Blower

EB5300TH
52.5 mL 4-stroke Tube-mounted throttle



Displacement	52.5 mL
Power Rating	1.8 kW (2.5 PS)
Max Air Volume	15 m ³ /min (516 CFM)
Max Air Velocity	98 m/s (220 MPH)
Fuel Tank Capacity	1.8 L (61 oz.)
No Load Speed (RPM)	2,800 - 6,400
Max Torque	3.0 N·m
Sound Pressure Level	96.0 dB(A)
Sound Power Level	102.5 dB(A)
Vibration Level Right Handle Long Pipe, Volume Nozzle: 2.2 m/s ²	
Dimensions (L x W x H)	320x450x475 mm (12-5/8"x17-3/4"x18-3/4")
Net weight	9.8 - 10.1 kg (21.7 - 22.3 lbs.)

Net weight: W/O Fuel & Blower pipe. Overall length: W/O Blower pipe

Petrol Blower

BHX2500
24.5 mL 4-stroke



Displacement	24.5 mL
Power Rating	0.81 kW
Max Air Volume	10.1 m ³ /min (356 CFM)
Max Air Velocity	65 m/s (145 MPH)
Fuel Tank Capacity	0.52 L (17.6 oz.)
Sound Pressure Level	88.7 dB(A)
Sound Power Level	102 dB(A)
Vibration Level	5.2 m/s ²
No Load Speed (RPM)	3,500 - 7,800
Dimensions (L x W x H)	350x231x368 mm (13.8"x9.1"x14.5")
Net weight	4.5 kg (9.8 lbs.)

Net weight: W/O Fuel, With Blower pipe. Overall length: W/O Blower pipe

Blower


UB0801



Continuous rating input	1,650W
Max Air Volume (Blower)	High / Low: 7.1 / 3.6 m ³ /min
Max Air Velocity (Blower)	High / Low: 83 / 42 m/s
Max Air Volume (Vacuum)	11 m ³ /min
Air Pressure	4.1 kPa (418 mmH ₂ O)
Dust Bag Capacity	35 L (1,190 oz.)
No Load Speed (RPM)	High / Low: 17,000 / 9,000
Vibration Level	2.5 m/s ² or less
Sound Pressure Level	90.4 dB(A)
Sound Power Level	104.2 dB(A)
Dimensions (L x W x H)	w/ Blower Nozzle: 810x220x300 mm (32"x8-5/8"x11-3/4") w/ Vacuum Nozzle: 1,180x220x560 mm (46-1/2"x8-5/8"x22")
Net weight	3.2 kg (6.9 lbs.)
Power supply cord	2.5 m (8.2 ft.)

Mist Blower

PM7651H
75.6 mL 4-stroke
(Compliance with European standards)



Displacement	75.6 mL
Fuel Tank Capacity	1.8 L
Max Air Volume	14.1 m ³ /min (497 CFM)
The velocity of the wind (w/o blower pipes)	85 m/s
Sound Pressure Level	95.4 dB(A)
Sound Power Level	110.1 dB(A)
Vibration Level	2.7 m/s ²
Dimensions (L x W x H)	420x440x595 mm (16-1/2"x17-1/4"x23-1/2")
Net weight	14.1 kg (31.1 lbs.)

Net weight: without fuel with blower pipe. Overall length: Without blower pipes



Power Cutter

Power Cutter

EK7650H
305 mm (12")



Wheel Diameter	305 mm (12")
Engine	75.6 mL
Max cutting depth	97 mm (3-13/16")
No Load Speed (RPM)	4,300
Circumferential speed	80 m/s
Engine power	3.0 kW / 4.1 PS
Sound Pressure Level	92.7 dB(A)
Sound Power Level	104.6 dB(A)
Vibration Level Front Grip	2.7 m/s ²
Vibration Level Rear Grip	1.8 m/s ²
Fuel Tank Capacity	1.1 L
Dimensions (L x W x H)	761x310x435 mm (30"x12-1/4"x17-1/8")
Net weight	14 kg (31 lbs.)

Net weight: without blade and fuel. Trolley and foot with wheels are available as option.

Power Cutter

EK7300
305 mm (12")



Wheel Diameter	305 mm (12")
Engine	73 mL
Max cutting depth	97 mm (3-13/16")
No Load Speed (RPM)	80 m/s
Circumferential speed	80 m/s
Engine power	3.8 kW / 5.1 PS
Fuel Tank Capacity	1.1 L
Sound Pressure Level	99.6 dB(A)
Sound Power Level	109 dB(A)
Vibration Level Front Grip	7.0 m/s ²
Vibration Level Rear Grip	4.9 m/s ²
Dimensions (L x W x H)	770x290x370 mm (30-1/4"x11-3/8"x14-1/2")
Net weight	10.1 kg (22.3 lbs.)

Net weight: without blade and fuel. Trolley and foot with wheels are available as option.

Power Cutter

EK6100
305 mm (12")



Wheel Diameter	305 mm (12")
Engine	61 mL
Max cutting depth	110 mm (4-5/16")
No Load Speed (RPM)	5100
Circumferential speed	80 m/s
Engine power	3.2 kW / 4.4 PS
Fuel Tank Capacity	0.7 L
Sound Pressure Level	97 dB(A)
Sound Power Level	113 dB(A)
Vibration Level Front Grip	2.8 m/s ²
Vibration Level Rear Grip	3.8 m/s ²
Overall Length	675 mm (26-1/2")
Net weight	8.5 kg (18.7 lbs.)

Net weight: without blade and fuel. Trolley and foot with wheels are available as option.

Angle Cutter

4112H
305 mm (12")



Continuous rating input	1,650W
Capacity	Max cutting: 100 mm (4")
Blade Diameter	305 mm (12")
No Load Speed (RPM)	5,000
Overall Length	648 mm (25-1/2")
Net weight	10.4 kg (22.9 lbs.)
Power supply cord	2.5 m (8.2 ft)

Angle Cutter

4114
355 mm (14")



Continuous rating input	1,650W
Capacity	Max cutting: 125 mm (5")
Wheel Diameter	355 mm (14")
Hole Diameter	25.4 mm (1")
No Load Speed (RPM)	3,500
Dimensions (L x W x H)	673x240x329 mm (26-1/2"x9-1/2"x13")
Net weight	12.0 kg (26.5 lbs.)
Power supply cord	2.5 m (8.2 ft)

Items of standard equipment and specifications may vary by country or area.

Power Cutter

EK8100
405 mm (16")



Wheel Diameter	405 mm (16")
Engine	81 mL
Max cutting depth	147 mm (5-3/4")
Circumferential speed	80 m/s
Engine power	4.2 kW / 5.6 PS
Fuel Tank Capacity	1.1 L
Sound Pressure Level	100.3 dB(A)
Sound Power Level	109.6 dB(A)
Vibration Level Front Grip	7.8 m/s ²
Vibration Level Rear Grip	6.1 m/s ²
Overall Length	830 mm (32-3/4")
Net weight	10.6 kg (23.4 lbs.)

Net weight: without blade and fuel. Trolley and foot with wheels are available as option.

Power Cutter

EK7651H
355 mm (14")



Wheel Diameter	355 mm (14")
Engine	75.6 mL
Max cutting depth	122 mm (4-13/16")
No Load Speed (RPM)	4,300
Circumferential speed	80 m/s
Engine power	3.0 kW / 4.1 PS
Fuel Tank Capacity	1.1 L
Sound Pressure Level	92.7 dB(A)
Sound Power Level	104.6 dB(A)
Vibration Level Front Grip	2.7 m/s ²
Vibration Level Rear Grip	1.8 m/s ²
Dimensions (L x W x H)	780x310x455 mm (30-3/4"x12-1/4"x17-7/8")
Net weight	14.2 kg (31.3 lbs.)

Net weight: without blade and fuel. Trolley and foot with wheels are available as option.

Power Cutter

EK7301
355 mm (14")



Wheel Diameter	355 mm (14")
Engine	73 mL
Max cutting depth	122 mm (4-13/16")
No Load Speed (RPM)	80 m/s
Circumferential speed	80 m/s
Engine power	3.8 kW / 5.1 PS
Fuel Tank Capacity	1.1 L
Sound Pressure Level	99.6 dB(A)
Sound Power Level	109 dB(A)
Vibration Level Front Grip	7.0 m/s ²
Vibration Level Rear Grip	4.9 m/s ²
Dimensions (L x W x H)	770x290x370 mm (30-1/4"x11-3/8"x14-1/2")
Net weight	10.1 kg (22.3 lbs.)

Net weight: without blade and fuel. Trolley and foot with wheels are available as option.

Power Cutter

EK6101
355 mm (14")



Wheel Diameter	355 mm (14")
Engine	61 mL
Max cutting depth	130 mm (5-1/8")
No Load Speed (RPM)	4,400
Circumferential speed	80 m/s
Engine power	3.2 kW / 4.4 PS
Fuel Tank Capacity	0.7 L
Sound Pressure Level	100 dB(A)
Sound Power Level	109 dB(A)
Vibration Level Front Grip	2.7 m/s ²
Vibration Level Rear Grip	3.5 m/s ²
Overall Length	730 mm (28-3/4")
Net weight	8.8 kg (19.4 lbs.)

Net weight: without blade and fuel. Trolley and foot with wheels are available as option.

Angle Cutter

4112HS
305 mm (12")



Continuous rating input	2,400W
Capacity	Max cutting: 100 mm (4")
Blade Diameter	305 mm (12")
No Load Speed (RPM)	5,000
Overall Length	648 mm (25-1/2")
Net weight	10.4 kg (22.9 lbs.)
Power supply cord	2.5 m (8.2 ft)

Angle Cutter

4114S
355 mm (14")



Continuous rating input	2,400W
Capacity	Max cutting: 125 mm (5")
Wheel Diameter	355 mm (14")
Hole Diameter	25.4 mm (1")
No Load Speed (RPM)	3,500
Dimensions (L x W x H)	673x240x329 mm (26-1/2"x9-1/2"x13")
Net weight	10.8 kg (23.9 lbs.)
Power supply cord	2.5 m (8.2 ft)

Outdoor Power Equipment

Pump

For clean water

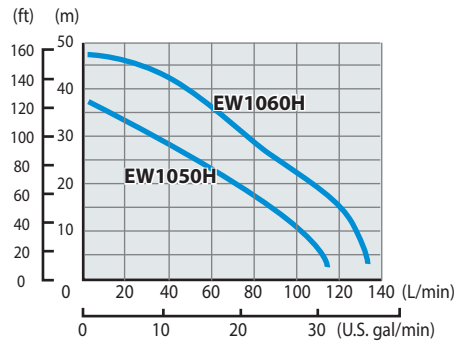


EW1060H: 33.5mL 4-stroke
EW1050H: 24.5mL 4-stroke



	EW1050H	EW1060H
Displacement	24.5mL	33.5mL
Suction & Discharge diameter	25.4mm (1")	25.4mm (1")
Max pumping capacity	120 L / min (32 gal/min)	130 L / min (34 gal/min)
Total head	41m (135ft)	48m (157ft)
Fuel Tank Capacity	0.5L	0.65L
Max suction head	8.0m (26ft)	8.0m (26ft)
Engine model	EH025	EH026
Dimensions	327x225x319mm	356x234x336mm
(L x W x H)	(12-7/8"x8-7/8"x12-1/2")	(14"x9-1/4"x13-1/4")
Net weight	5.8 kg (12.8 lbs)	7.3 kg (16.1 lbs)

Total Head & Pumping Capacity



Submersible Pump


Versatile line up to cover a wide range of user needs.

For clean water



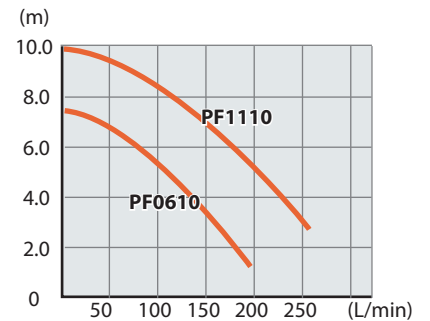
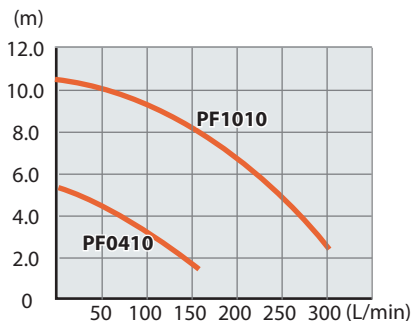
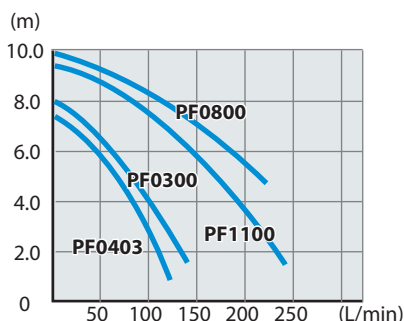
	PF0300	PF0800	PF0403	PF1100
Continuous rating Input	300W	800W	400W	1,100W
Suction & Discharge diameter	8mm (5/16")	10mm (3/8")	4mm (5/32")	4mm (5/32")
Max. pumping capacity	140 L / min (37 gal/min)	220 L / min (58 gal/min)	120 L / min (32 gal/min)	250 L / min (66 gal/min)
Delivery head max	7m (23ft)	9m (30ft)	6.5m (21ft)	9m (30ft)
Submersion depth	5m (16ft)	5m (16ft)	5m (16ft)	5m (16ft)
Min. suction level	20mm (4/5")	20mm (4/5")	25mm (1")	25mm (1")
Grain size inlet	5mm (1/5")	5mm (1/5")	5mm (1/5")	5mm (1/5")
Dimensions	160x168x305mm	160x168x340mm	150x150x260mm	150x150x305mm
(L x W x H)	(6-5/16"x6-5/8"x12")	(6-5/16"x6-5/8"x13-3/8")	(5-7/8"x5-7/8"x10-1/4")	(6-5/16"x7-1/8"x12")
Net weight	4.2kg (9.3lbs)	6.1kg (13.5lbs)	4.4kg (9.7lbs)	6.7kg (14.8lbs)
Power supply cord	10m (33ft)	10m (33ft)	10m (33ft)	10m (33ft)

For dirty water



	PF0410	PF1010	PF0610	PF1110
Continuous rating Input	400W	1,100W	550W	1,100W
Suction & Discharge diameter	25mm (1")	30mm (1-3/16")	40mm (1-9/16")	40mm (1-9/16")
Max. pumping capacity	140 L / min (37 gal/min)	240 L / min (63 gal/min)	180 L / min (48 gal/min)	250 L / min (66 gal/min)
Delivery head max	5m (16ft)	10m (33ft)	7m (23ft)	10m (33ft)
Submersion depth	5m (16ft)	5m (16ft)	5m (16ft)	5m (16ft)
Min. suction level	40mm (1-4/7")	40mm (1-4/7")	50mm (2")	50mm (2")
Grain size inlet	35mm (1-3/8")	35mm (1-3/8")	35mm (1-3/8")	35mm (1-3/8")
Dimensions	160x168x345mm	160x168x380mm	160x185x335mm	160x185x355mm
(L x W x H)	(6-5/16"x6-5/8"x13-5/8")	(6-5/16"x6-5/8"x15")	(6-5/16"x7-1/4"x13-1/4")	(6-5/16"x7-1/4"x14")
Net weight	4.3kg (9.5lbs)	6.6kg (14.6lbs)	5.5kg (12.3lbs)	7.0kg (15.4lbs)
Power supply cord	10m (33ft)	10m (33ft)	10m (33ft)	10m (33ft)

Total Head & Pumping Capacity



Generator

Generator

EG2850A



Fuel Tank Capacity	15 L
Engine model	170F
Displacement	210 mL
AC output	50 Hz: 2.6 kVA
Max AC output VA	50 Hz: 2.8 kVA
Dimensions (L x W x H)	600x442x450 mm (23-5/8"x17-3/8"x17-3/4")
Net weight	52.8 kg (116.4 lbs.)

Generator

EG2250A



Fuel Tank Capacity	15 L
Engine model	170F
Displacement	210 mL
AC output	50 Hz: 2.0 kVA
Max AC output VA	50 Hz: 2.2 kVA
Dimensions (L x W x H)	600x442x450 mm (23-5/8"x17-3/8"x17-3/4")
Net weight	49.8 kg (109.8 lbs.)

Generator

EG5550A



Fuel Tank Capacity	25 L
Engine model	190F
Displacement	420 mL
AC output	50 Hz: 5.0 kVA
Max AC output VA	50 Hz: 5.5 kVA
Dimensions (L x W x H)	680x550x550 mm (26-3/4"x21-5/8"x21-5/8")
Net weight	98.5 kg (217.2 lbs.)

Generator

EG4550A



Fuel Tank Capacity	25 L
Engine model	190F
Displacement	420 mL
AC output	50 Hz: 4.0 kVA
Max AC output VA	50 Hz: 4.5 kVA
Dimensions (L x W x H)	680x550x550 mm (26-3/4"x21-5/8"x21-5/8")
Net weight	95.5 kg (210.5 lbs.)

Generator

EG6050A



Fuel Tank Capacity	25 L
Engine model	190F
Displacement	420 mL
AC output	50 Hz: 5.5 kVA
Max AC output VA	50 Hz: 6.0 kVA
Dimensions (L x W x H)	680x550x550 mm (26-3/4"x21-5/8"x21-5/8")
Net weight	100.5 kg (221.6 lbs.)

High Pressure Washer

High Pressure Washer

HW1300



Continuous rating input	1,800W
Max Pressure	13 MPa (130 bar, 1,885 PSI)
Max Flow Rate	450 L/h
Max Feed Temperature	40 °C (104 °F)
High Pressure Hose Length	10 m (33 ft.)
Sound Pressure Level	76 dB(A)
Vibration Level	4.86 m/s ²
Dimensions (L x W x H)	292x358x830 mm (11-1/2"x14-1/8"x32-3/4")
Net weight	12.7 kg (28 lbs.)
Power supply cord	5.0 m (16.4 ft.)

High Pressure Washer

HW1200



Continuous rating input	1,800W
Max Pressure	12 MPa (120 bar, 1,740 PSI)
Max Flow Rate	420 L/h
Max Feed Temperature	40 °C (104 °F)
High Pressure Hose Length	10 m (33 ft.)
Sound Pressure Level	72 dB(A)
Vibration Level	4.11 m/s ²
Dimensions (L x W x H)	292x358x830 mm (11-1/2"x14-1/8"x32-3/4")
Net weight	11 kg (24.3 lbs.)
Power supply cord	5.0 m (16.4 ft.)

High Pressure Washer

HW101



Continuous rating input	1,300W
Max Pressure	10 MPa (100 bar, 1,450 PSI)
Max Flow Rate	360 L/h
Motor type	Universal
Max Feed Temperature	50 °C (122 °F)
High Pressure Hose Length	5 m (16.4 ft.)
Sound Pressure Level	75.6 dB(A)
Sound Power Level	84 dB(A)
Vibration Level	3.72 m/s ²
Net weight	6.5 kg (14.3 lbs.)

High Pressure Washer

HW102



Continuous rating input	1,300W
Max Pressure	10 MPa (100 bar, 1,450 PSI)
Max Flow Rate	360 L/h
Motor type	Universal
Max Feed Temperature	50 °C (122 °F)
High Pressure Hose Length	5 m (16.4 ft.)
Sound Pressure Level	85.74 dB(A)
Sound Power Level	94 dB(A)
Vibration Level	3.72 m/s ²
Net weight	5.8 kg (12.8 lbs.)

High Pressure Washer

HW112



Continuous rating input	1,600W
Max Pressure	12 MPa (120 bar, 1,740 PSI)
Max Flow Rate	370 L/h
Motor type	Induction
Max Feed Temperature	50 °C (122 °F)
High Pressure Hose Length	5.5 m (18 ft.)
Sound Pressure Level	78.4 dB(A)
Sound Power Level	86 dB(A)
Vibration Level	3.41 m/s ²
Net weight	16.2 kg (35.7 lbs.)

Outdoor Power Equipment

High Pressure Washer

HW111



Continuous rating input	1,700W
Max Pressure	11 MPa (110 bar, 1,595 PSI)
Max Flow Rate	370 L/h
Motor type	Universal
Max Feed Temperature	50 °C (122 °F)
High Pressure Hose Length	5.5 m (18 ft.)
Sound Pressure Level	79.15 dB(A)
Sound Power Level	87 dB(A)
Vibration Level	3.72 m/s ²
Net weight	7.4 kg (16.3 lbs.)

High Pressure Washer

HW121



Continuous rating input	2,100W
Max Pressure	13 MPa (130 bar, 1,885 PSI)
Max Flow Rate	390 L/h
Motor type	Induction
Max Feed Temperature	50 °C (122 °F)
High Pressure Hose Length	8 m (26.3 ft.)
Sound Pressure Level	77.33 dB(A)
Sound Power Level	85 dB(A)
Vibration Level	3.72 m/s ²
Net weight	17.8 kg (39.2 lbs.)

High Pressure Washer

HW140



Continuous rating input	2,300W
Max Pressure	14 MPa (140 bar, 2,030 PSI)
Max Flow Rate	500 L/h
Motor type	Induction
Max Feed Temperature	50 °C (122 °F)
High Pressure Hose Length	10 m (33 ft.)
Sound Pressure Level	82.68 dB(A)
Sound Power Level	91 dB(A)
Vibration Level	4.83 m/s ²
Net weight	29.0 kg (63.9 lbs.)

High Pressure Washer

HW151



Continuous rating input	2,500W
Max Pressure	15 MPa (150 bar, 2,175 PSI)
Max Flow Rate	500 L/h
Motor type	Induction
Max Feed Temperature	50 °C (122 °F)
High Pressure Hose Length	10 m (33 ft.)
Sound Pressure Level	80.1 dB(A)
Sound Power Level	88 dB(A)
Vibration Level	2.74 m/s ²
Net weight	26.9 kg (59.3 lbs.)



Sprayer

MM4 MAKITA MINI 4-STROKE ENGINE



Sprayer

EVH2000
24.5 mL 4-stroke



Displacement	24.5 mL
Fuel Tank Capacity	0.5 L
Max Pressure	2.5 MPa (25 kgf/cm ²)
Chemical tank	20 L
Dimensions (L x W x H)	380x420x635 mm (15"x16-1/2"x25")
Net weight	9.1 kg (20.1 lbs.)



Net weight : without fuel

Sprayer

EF1550RH
24.5 mL 4-stroke



Displacement	24.5 mL
Fuel Tank Capacity	0.5 L
Max Pressure	1.18 MPa (12 kgf/cm ²)
Chemical tank	15 L
Dimensions (L x W x H)	354x395x570 mm (13-5/8"x15-1/2"x22-1/2")
Net weight	7.4 kg (16.3 lbs.)



Net weight : without fuel

Petrol Earth Auger Electric Shredder

Petrol Earth Auger

PE3450H
33.5 mL 4-stroke



Displacement	33.5 mL
Engine power	1.07 kW / 1.60 PS
Fuel Tank Capacity	0.75 L
Dimensions (L x W x H)	374x695x370 mm (14-3/4"x27-3/8"x14-1/2")
Net weight	11.7 kg (25.8 lbs.)



Electric Shredder

UD2500



Max branch	45 mm (1-4/5")
Cutting (rpm)	40
Tank	67 L
Sound Power Level	97 dB(A)
Sound Pressure Level	84.4 dB(A)
Net weight	27.6 kg (60.8 lbs.)



Outdoor Power Equipment

Comparison by product category

Brushcutter

4-stroke engine MM4	Type	Displacement	Engine power	Fuel tank	Spindle size	Sound pressure level/ Sound power level	Vibration level Front (left) / Rear (right)	Net weight	Anti Vibration	Rapid Start
EBH253U	Bike Handle	24.5mL	0.71kW / 0.97HP	0.5L	M10 x 1.25LH	97.1dB(A) / 106.3dB(A)	2.3m/s ² / 2.6m/s ²	5.9kg (13.0lbs)		•
EBH252U	Bike Handle	24.5mL	0.71kW / 0.97HP	0.5L	M10 x 1.25LH	97.1dB(A) / 106.3dB(A)	2.9m/s ² / 2.5m/s ²	5.7kg (12.6lbs)		
EM2511LH	Loop Handle	24.5mL	0.71kW / 0.97HP	0.5L	M10 x 1.25LH	93.2dB(A) / 110.3dB(A)	5.0m/s ² / 6.0m/s ²	5.4 kg (11.9 lbs)		•
EM2510LH	Loop Handle	24.5mL	0.71kW / 0.97HP	0.5L	M10 x 1.25LH	93.2dB(A) / 110.3dB(A)	5.0m/s ² / 6.0m/s ²	5.3 kg (11.7 lbs)		
ER2550LH	Bent	24.5mL	0.71kW / 0.97HP	0.5L	M8 x 1.25RH	93.3dB(A) / 102.5dB(A)	5.3m/s ² / 5.4m/s ²	4.9kg (10.8lbs)		
EM2651UH	Bike Handle	25.4mL	0.77kW / 1.1HP	0.6L	M10 x 1.25LH	96.6dB(A) / 105.5dB(A)	2.4m/s ² / 2.5m/s ²	5.6 - 5.8 kg (12.4 - 12.8 lbs)		•
EM2650UH	Bike Handle	25.4mL	0.77kW / 1.1HP	0.6L	M10 x 1.25LH	96.6dB(A) / 105.5dB(A)	2.3m/s ² / 2.6m/s ²	5.5 - 5.6 kg (12.1 - 12.4 lbs)		
EM2654LH	Loop Handle	25.4mL	0.77kW / 1.1HP	0.6L	M10 x 1.25LH	94.8dB(A) / 111.3dB(A)	4.4m/s ² / 5.5m/s ²	5.2kg (11.5lbs)		•
EM2653LH	Loop Handle	25.4mL	0.77kW / 1.1HP	0.6L	M10 x 1.25LH	94.8dB(A) / 111.3dB(A)	4.0m/s ² / 4.6m/s ²	5.1kg (11.2lbs)		
ER2650LH	Bent	25.4mL	0.77kW / 1.1PS	0.6L	M8 x 1.25RH	97.5dB(A) / 107.3dB(A)	4.0m/s ² / 4.6m/s ²	4.8kg(10.5bs)	•	
EBH341U	Bike Handle	33.5mL	1.07kW / 1.5PS	0.65L	M10 x 1.25LH	98.2dB(A) / 106.7dB(A)	2.5m/s ² / 3.3m/s ²	7.1kg (15.7lbs)		
EBH340U	Bike Handle	33.5mL	1.07kW / 1.5PS	0.65L	M10 x 1.25LH	-	-	7.5kg (16.5lbs)		
EBH341L	Loop Handle	33.5mL	1.07kW / 1.5PS	0.65L	M10 x 1.25LH	98.2dB(A) / 106.7dB(A)	7.4m/s ² / 6.1m/s ²	6.7kg (14.8lbs)		
EBH341R	Backpack	33.5mL	1.07kW / 1.45PS	0.65L	M10 x 1.25LH	87.3dB(A) / 100.5dB(A)	3.6m/s ² / 2.1m/s ²	10.2kg (22.5lbs)	•	
EM4351UH	Bike Handle	43.0mL	1.5kW / 2.0PS	0.62L	M10 x 1.25LH	92.4dB(A) / 101.8dB(A)	1.7m/s ² / 2.2m/s ²	8.6kg (18.9lbs)	•	
EM4350UH	Bike Handle	43.0mL	1.5kW / 2.0PS	0.62L	M10 x 1.25LH	91.2dB(A) / 103.1dB(A)	4.8m/s ² / 3.1m/s ²	8.3kg (18.2lbs)		
EM4350LH	Loop Handle	43.0mL	1.5kW / 2.0PS	0.62L	M10 x 1.25LH	92.8dB(A) / 103.4dB(A)	3.8m/s ² / 4.2m/s ²	7.9kg (17.3lbs)		
EM4350RH	Backpack	43.0mL	1.5kW / 2.1PS	0.8L	M10 x 1.25LH	93dB(A) / 111dB(A)	3.4m/s ² / 2.4m/s ²	12.1 kg (26.7 lbs)	•	
2-stroke engine	Type	Displacement	Engine power	Fuel tank	Spindle size	Sound pressure level/ Sound power level	Vibration level Front (left)/ Rear (right)	Net weight	Anti Vibration	Rapid Start
EM2500U	Bike Handle	24.5mL	0.73kW / 1.0PS	0.4L	M8 x 1.25LH	-	-	4.5kg (9.9lbs)		
EM2500L	Loop Handle	24.5mL	0.73kW / 1.0PS	0.5L	M8 x 1.25LH	-	-	4.3 kg (9.5 lbs)		
EM2600U	Bike Handle	25.7mL	0.83kW / 1.2PS	0.6L	M8 x 1.25LH	96.15dB(A) / 107.29dB(A)	14.680m/s ² / 9.037m/s ²	5.0kg (11.0lbs)		•
EM2600L	Loop Handle	25.7mL	0.83kW / 1.2PS	0.6L	M8 x 1.25LH	98.52dB(A) / 109.77dB(A)	8.83m/s ² / 14.381m/s ²	4.9 kg (10.7 lbs)		•
ER2600L	Bent	25.7mL	0.83kW / 1.2PS	0.6L	M8 x 1.25RH	91.3dB(A) / 111.3dB(A)	6.0m/s ²	4.6 kg (10.2 lbs)		•
EM3400U	Bike Handle	34.0mL	1.15kW / 1.6PS	0.75L	M10 x 1.25LH	95dB(A) / 109.1dB(A)	4.4m/s ² / 4.1m/s ²	6.4kg (14.1lbs)		
EM3400L	Loop Handle	34.0mL	1.15kW / 1.6PS	0.75L	M10 x 1.25LH	95.9dB(A) / 110.4dB(A)	5.5m/s ² / 4.6m/s ²	6.2kg (13.7lbs)		
*RBC412U	Bike Handle	40.2mL	1.40kW / 2.0PS	1.1L	M10 x 1.25LH	96.1dB(A) / 107.6dB(A)	4.7m/s ² / 5.5m/s ²	7.4kg (16.3lbs)		
**RBC414U	Bike Handle	40.2mL	1.40kW / 2.0PS	1.1L	M10 x 1.25LH	95.91dB(A) / 107.44dB(A)	5.85m/s ² / 4.06m/s ²	7.2kg (15.9lbs)		
*RBC411U	Bike Handle	40.2mL	1.40kW / 2.0PS	1.1L	M10 x 1.25LH	-	-	7.3kg (16.1lbs)		
**RBC413U	Bike Handle	40.2mL	1.40kW / 2.0PS	1.1L	M10 x 1.25LH	95.91dB(A) / 107.44dB(A)	4.39m/s ² / 4.53m/s ²	7.1kg (15.7lbs)		

*Float-type, **Diaphragm-type

Outdoor Power Equipment

Comparison by product category

Electric	Type	Continuous rating Input	Cutting width	No load speed	Power supply cord	Sound pressure level/ Sound power level	Vibration level Front / Rear	Net weight
UR3000	Loop Handle	450W	300mm (11-3/4")	9000rpm	0.3m (1ft)	75.1dB(A) / 96.0dB(A)	2.73m/s ²	2.6kg (5.7lbs)
UR3500	Loop Handle	700W	350mm (13-3/4")	7200rpm	0.35m (1.2ft)	-	-	4.3kg (9.5lbs)
UR3501	Loop Handle	1,000W	350mm (13-3/4")	7500rpm	0.35m (1.2ft)	-	-	4.3kg (9.6lbs)
UR3502	Loop Handle	1,000W	350mm (13-3/4")	6500rpm	0.35m (1.2ft)	-	-	4.9kg (10.8lbs)
UR2300	Loop Handle	1,000W	230mm (9")	6500rpm	0.35m (1.2ft)	-	-	4.7kg (10.3lbs)

Chain Saw

Electric	Guide bar length	Continuous rating Input	Net weight	Sound pressure level/ Sound power level	Vibration level	Tool-less tension	Longitudinal motor	Soft Start	Torque Limiter
UC3051A	300mm (12")	2,000W	5.4kg-5.7kg (11.9lbs-12.5lbs)	90.8dB(A) / 101.8dB(A)	5.2m/s ²	•	•	•	•
UC3551A	350mm (14")	2,000W	5.5kg (12.1lbs)	90.8dB(A) / 101.8dB(A)	5.2m/s ²	•	•	•	•
UC4051A	400mm (16")	2,000W	5.6kg (12.3lbs)	90.8dB(A) / 101.8dB(A)	5.2m/s ²	•	•	•	•
UC4551A	450mm (18")	2,000W	5.7kg (12.4lbs)	90.8dB(A) / 101.8dB(A)	5.2m/s ²	•	•	•	•
UC3050A	300mm (12")	2,000W	5.4kg-5.7kg (11.9lbs-12.5lbs)	90.8dB(A) / 101.8dB(A)	5.2m/s ²		•	•	•
UC3550A	350mm (14")	2,000W	5.5kg (12.1lbs)	90.8dB(A) / 101.8dB(A)	5.2m/s ²		•	•	•
UC4050A	400mm (16")	2,000W	5.6kg (12.2lbs)	90.8dB(A) / 101.8dB(A)	5.2m/s ²		•	•	•
UC4550A	450mm (18")	2,000W	5.7kg (12.5lbs)	90.8dB(A) / 101.8dB(A)	5.2m/s ²		•	•	•
UC3041A	300mm (12")	1,800W	4.6kg-4.7kg (10.2lbs-10.4lbs)	90.3dB(A) / 101.3dB(A)	4.7m/s ²	•			
UC3541A	350mm (14")	1,800W	4.7kg-4.8kg (10.4lbs-10.6lbs)	90.3dB(A) / 101.3dB(A)	4.7m/s ²	•			
UC4041A	400mm (16")	1,800W	4.8kg-4.9kg (10.5lbs-10.7lbs)	90.3dB(A) / 101.3dB(A)	4.7m/s ²	•			

2-stroke engine	Displacement	Engine power	Net weight	Sound pressure level/ Sound power level	Vibration level Front / Rear	Tool-less tension	Rapid Start	Decompression Valve	Handle heating	Catalytic converter	Stratified Scavenging	Scavenging Losses Rejection
-----------------	--------------	--------------	------------	---	------------------------------	-------------------	-------------	---------------------	----------------	---------------------	-----------------------	-----------------------------

Entry class

EA3200S	32mL	1.35kW / 1.9PS	4.1kg (9.0lbs)	102.6dB(A) / 109.8dB(A)	4.8m/s ²		•			•		
EA3201S	32mL	1.35kW / 1.9PS	4.2kg (9.3lbs)	102.6dB(A) / 109.8dB(A)	4.8m/s ²	•	•			•		
EA3202S	32mL	1.35kW / 1.9PS	4.0kg (8.8lbs)	102.6dB(A) / 109.8dB(A)	4.8m/s ²		•					
EA3203S	32mL	1.35kW / 1.9PS	4.1kg (9.0lbs)	102.6dB(A) / 109.8dB(A)	4.8m/s ²	•	•					
EA3500S	35.0mL	1.7kW / 2.4PS	4.4kg (9.7lbs)	100dB(A) / 110dB(A)	4.9m/s ² / 5.0m/s ²		•			•		
EA3501S	35.0mL	1.7kW / 2.4PS	4.5kg (9.9lbs)	100dB(A) / 110dB(A)	4.9m/s ² / 5.0m/s ²	•	•			•		
EA3502S	35.0mL	1.7kW / 2.4PS	4.4kg (9.7lbs)	100dB(A) / 110dB(A)	4.9m/s ² / 5.0m/s ²		•					
EA3503S	35.0mL	1.7kW / 2.4PS	4.5kg (9.9lbs)	100dB(A) / 110dB(A)	4.9m/s ² / 5.0m/s ²	•	•					

Farmer class

EA3600F	35.2mL	1.7kW / 2.4PS	4.2kg (9.3lbs)	99dB(A) / 111dB(A)	3.3m/s ² / 3.4m/s ²		•				•	
EA3601F	35.2mL	1.7kW / 2.4PS	4.2kg (9.3lbs)	99dB(A) / 111dB(A)	3.3m/s ² / 3.4m/s ²	•	•				•	
EA4300F	42.4mL	2.2kW / 3.0PS	4.9kg (10.7lbs)	100.8dB(A) / 110dB(A)	3.6m/s ² / 3.2m/s ²		•			•		
EA4301F	42.4mL	2.2kW / 3.0PS	4.8kg (10.5lbs)	100.8dB(A) / 110dB(A)	3.6m/s ² / 3.2m/s ²		•					
EA5600F	55.7mL	3.0kW / 4.1PS	5.8kg (12.8lbs)	104.4dB(A) / 116.5dB(A)	5.5m/s ² / 5.0m/s ²		•				•	

Professional class

EA5000P	50mL	2.8kW / 3.9PS	5.4kg (11.8lbs)	102.4dB(A) / 111.3dB(A)	5.2m/s ² / 3.7m/s ²		•			•		
EA5001P	50mL	2.8kW / 3.9PS	5.6kg (12.3lbs)	102.4dB(A) / 111.3dB(A)	5.2m/s ² / 3.7m/s ²		•		•	•		
EA6100P	60.7mL	3.4kW / 4.6PS	6.0kg (13.2lbs)	105dB(A) / 117dB(A)	5.0m/s ² / 4.0m/s ²		•				•	
EA6101P	60.7mL	3.4kW / 4.6PS	6.1kg (13.4lbs)	105.1dB(A) / 115.3dB(A)	6.2m/s ² / 4.1m/s ²		•		•		•	
EA7300P	73mL	4.0kW / 5.4PS	6.3kg (13.8lbs)	105.1dB(A) / 115.3dB(A)	6.2m/s ² / 4.1m/s ²		•					•
EA7301P	73mL	4.0kW / 5.4PS	6.3kg (13.8lbs)	105.1dB(A) / 115.3dB(A)	6.2m/s ² / 4.1m/s ²		•		•			•
EA7900P	79mL	4.3kW / 5.8PS	6.3kg (13.8lbs)	105.1dB(A) / 115.3dB(A)	6.6m/s ² / 4.5m/s ²		•	•				•
EA7901P	79mL	4.3kW / 5.8PS	6.3kg (13.8lbs)	105.1dB(A) / 115.3dB(A)	6.6m/s ² / 4.5m/s ²		•	•	•			•

Top handle chain saw

EA3110T	30.1mL	1.0kW / 1.4PS	3.2kg (7.0lbs)	-	3.3m/s ² / 3.7m/s ²		•					
---------	--------	---------------	----------------	---	---	--	---	--	--	--	--	--

Telescopic Petrol Pole Saw

4-stroke engine MM4	Displacement	Engine power	Net weight	Sound pressure level / Sound power level	Vibration level Front / Rear	Tool-less tension	Rapid Start	Decompression Valve	Handle heating	Catalytic converter	Stratified Scavenging	Scavenging Losses Rejection
EY2650H	25.4mL	0.77kW / 1.1PS	7.2kg (16.0lbs)	89.5dB(A) / 107.3dB(A)	7.2m/s ² / 5.3m/s ²							

Outdoor Power Equipment

Comparison by product category

Hedge Trimmer

Electric	Blade	Blade length	Tooth spacing	Strokes per minute (spm)	Continuous rating Input	Sound pressure level/ Sound power level	Vibration level	Net weight	Multi-grip
UH5580	Double	550mm (21-5/8")	18mm (11/16")	3,000	670W	86.5dB(A) / 94.5dB(A)	4.4m/s ²	4.2 kg (9.2 lbs)	•
UH6580	Double	650mm (25-1/2")	18mm (11/16")	3,000	670W	86.5dB(A) / 94.5dB(A)	4.4m/s ²	4.3 kg (9.4 lbs)	•
UH7580	Double	750mm (29-1/2")	18mm (11/16")	3,000	670W	86.5dB(A) / 94.5dB(A)	4.4m/s ²	4.4 kg (9.7 lbs)	•
UH4570	Double	450mm (17-3/4")	18mm (11/16")	3,200	550W	89.9dB(A) / 97.9dB(A)	6.7m/s ²	3.6 kg (8 lbs)	•
UH5570	Double	550mm (21-5/8")	18mm (11/16")	3,200	550W	89.9dB(A) / 97.9dB(A)	6.7m/s ²	3.7 - 3.8 kg (8.2 - 8.4 lbs)	•
UH6570	Double	650mm (25-1/2")	18mm (11/16")	3,200	550W	89.9dB(A) / 97.9dB(A)	6.7m/s ²	3.8 - 3.9 kg (8.4 - 8.5 lbs)	•
UH4261	Double	420mm (16-1/2")	15mm (9/16")	3,200	400W	82dB(A) / 93dB(A)	6.7m/s ²	2.9 kg (6.5 lbs)	
UH4861	Double	480mm (18-7/8")	15mm (9/17")	3,200	400W	82dB(A) / 93dB(A)	6.7m/s ²	3.0 kg (6.6 lbs)	
UH5261	Double	520mm (20-1/2")	15mm (9/18")	3,200	400W	82dB(A) / 93dB(A)	6.7m/s ²	3.0 kg (6.7 lbs)	

2-stroke engine	Blade	Blade length	Tooth spacing	Displacement	Engine power	Sound pressure level/ Sound power level	Vibration level Front / Rear	Net weight	Anti Vibration	Rotating Rear Handle
EH5000W	Double	500mm (19-3/4")	35mm (1-3/8")	22.2mL	0.68kW / 1.0PS	93.0dB(A) / 103.0dB(A)	2.5m/s ² / 2.5m/s ²	4.8 kg (10.5 lbs)	•	•
EH6000W	Double	600mm (23-5/8")	35mm (1-3/8")	22.2mL	0.68kW / 1.0PS	92.8dB(A) / 103.2dB(A)	2.8m/s ² / 2.7m/s ²	5.0 kg (11 lbs)	•	•
EH7500W	Double	750mm (29-1/2")	35mm (1-3/8")	22.2mL	0.68kW / 1.0PS	93.9dB(A) / 103.8dB(A)	2.3m/s ² / 2.3m/s ²	5.2 kg (11.4 lbs)	•	•
EH6000S	Single	600mm (23-5/8")	35mm (1-3/8")	22.2mL	0.68kW / 1.0PS	94.3dB(A) / 101.8dB(A)	3.5m/s ² / 3.2m/s ²	4.7 kg (10.4 lbs)	•	
EH7500S	Single	750mm (29-1/2")	35mm (1-3/8")	22.2mL	0.68kW / 1.0PS	94.3dB(A) / 101.8dB(A)	3.5m/s ² / 3.2m/s ²	4.9 kg (10.8 lbs)	•	

4-stroke engine MM4	Type	Blade	Blade length	Tooth spacing	Displacement	Engine power	Sound pressure level/ Sound power level	Vibration level Front / Rear	Net weight
EN4951SH	Angle adjustable hedge trimmer head 2 grips Type	Double	490mm (19-1/4")	35mm (1-3/8")	25.4mL	0.77kW / 1.1PS	90.2dB(A) / 102.2dB(A)	8.0m/s ² / 8.0m/s ²	6.6kg (14.6lbs)
EN4950H	Angle adjustable hedge trimmer head Loop handle Type	Double	490mm (19-1/4")	35mm (1-3/8")	25.4mL	0.77kW / 1.1PS	90.2dB(A) / 102.2dB(A)	6.3m/s ² / 8.9m/s ²	6.9kg (15lbs)
EN5950SH	Straight hedge trimmer head	Double	590mm (23-1/4")	35mm (1-3/8")	25.4mL	0.77kW / 1.1PS	87.1dB(A) / 88.0dB(A)	6.8m/s ² / 9.6m/s ²	6.0kg (13.2lbs)
EN7350SH	Straight hedge trimmer head	Single	730mm (28-3/4")	35mm (1-3/8")	25.4mL	0.77kW / 1.1PS	99.6dB(A) / 100.3dB(A)	5.9m/s ² / 8.8m/s ²	6.5 kg (14.3 lbs)

Blower

4-stroke engine MM4	Displacement	Max. air volume	Max. air velocity	Fuel tank	Sound pressure level/ Sound power level	Vibration level Right handle/ left handle	Net weight
EB5300TH	52.5 mL	15m ³ / min	98m/s	1.8L	96.0 dB(A) / 102.5 dB(A)	2.2 m/s ² / -	9.8 - 10.1 kg (21.7 - 22.3 lbs)
EB5300WH	52.5 mL	15m ³ / min	98m/s	1.8L	96.0 dB(A) / 102.5 dB(A)	2.3 m/s ² / 0.5 m/s ²	10.1 - 10.4 kg (22.3 - 22.9 lbs)
EB7660TH	75.6mL	20m ³ / min	92m/s	1.9L	102.8dB(A) / 110.7dB(A)	2.3m/s ² / -	11.9 - 12.1 kg (26.2 - 26.7 lbs)
EB7660WH	75.6mL	20m ³ / min	92m/s	1.9L	102.8dB(A) / 110.7dB(A)	3.0m/s ² / 0.6m/s ²	12.2 - 12.4 kg (26.8 - 27.4 lbs)
BHX2500	24.5mL	10.1m ³ / min	65m/s	0.52L	88.7dB(A) / 102dB(A)	5.2m/s ² / -	4.5kg (9.8lbs)
BHX2501	24.5mL	10.1m ³ / min	65m/s	0.52L	90.8dB(A) / 104.4dB(A)	9.3m/s ² / -	4.5kg (9.8lbs)

Electric	Continuous rating Input	Air volume	Air pressure	Net weight
UB0801	1650W	7.1 / 3.6m ³ /min	4.1kPa (418mm H2O)	3.2 kg (6.9 lbs.)

Mist Blower

4-stroke engine MM4	Displacement	Max. air volume	Max. air velocity	Fuel tank	Chemical tank capacity	Max. spray range	Sound pressure level/ Sound power level	Vibration level	Net weight
PM7650H	75.6mL	14.1m ³ / min	85m/s	1.8L	15.0L	16.0m	98.3dB(A) / 110.7dB(A)	3.5m/s ²	13.9 kg (30.6 lbs)
PM7651H	75.6mL	14.1m ³ / min	85m/s	1.8L	15.0L	16.0m	95.4dB(A) / 110.1dB(A)	2.7m/s ²	14.1 kg (31.1 lbs)

Outdoor Power Equipment

Comparison by product category

Power cutter

4-stroke engine MM4	Displacement	Wheel diameter	Max. cutting depth	No load speed (rpm)	Engine power	Fuel tank	Sound pressure level / Sound power level	Vibration level Front / Rear	Net weight	Rapid Start	Auto Decompression	Stratified Scavenging
EK7650H	75.6mL	305mm (12")	97mm (3-13/16")	4,300	3.0kW / 4.1PS	1.1L	92.7dB(A) / 104.6dB(A)	2.7m/s ² / 1.8m/s ²	14 kg (31 lbs)		•	
EK7651H	75.6mL	355mm (14")	122mm (4-13/16")	4,300	3.0kW / 4.1PS	1.1L	92.7dB(A) / 104.6dB(A)	2.7m/s ² / 1.8m/s ²	14.2 kg (31.3 lbs)		•	

2-stroke engine	Displacement	Wheel diameter	Max. cutting depth	No load speed (rpm)	Engine power	Fuel tank	Sound pressure level / Sound power level	Vibration level Front / Rear	Net weight	Rapid Start	Decompression Valve	Stratified Scavenging
EK6100	61mL	305mm (12")	110mm (4-5/16")	5100	3.2kW / 4.4PS	0.7L	97dB(A) / 113dB(A)	2.8m/s ² / 3.8m/s ²	8.5kg (18.7lbs)	•		•
EK6101	61mL	355mm (14")	130mm (5-1/8")	4400	3.2kW / 4.4PS	0.7L	100dB(A) / 109dB(A)	2.7m/s ² / 3.5m/s ²	8.8kg (19.4lbs)	•		•
EK7300	73mL	305mm (12")	97mm (3-13/16")	-	3.8kW / 5.1PS	1.1L	99.6dB(A) / 109dB(A)	7.0m/s ² / 4.9m/s ²	10.1 kg (22.3 lbs)	•	•	•
EK7301	73mL	355mm (14")	122mm (4-13/16")	-	3.8kW / 5.1PS	1.1L	99.6dB(A) / 109dB(A)	7.0m/s ² / 4.9m/s ²	10.1 kg (22.3 lbs)	•	•	•
EK8100	81mL	405mm (16")	147mm (5-3/4")	-	4.2kW / 5.6PS	1.1L	100.3dB(A) / 109.6dB(A)	7.8m/s ² / 6.1m/s ²	10.6 kg (23.4 lbs)	•	•	•

Angle Cutter

Electric	Continuous rating Input	Wheel diameter	Max. cutting depth	No load speed (rpm)	Sound pressure level / Sound power level	Vibration level Front / Rear	Net weight	Soft Start
4112H	1,650W	305mm (12")	100mm (4")	5,000	102dB(A) / 113dB(A)	3.5m/s	10.4kg (22.9lbs)	
4112HS	2,400W	305mm (12")	100mm (4")	5,000	102dB(A) / 113dB(A)	3.5m/s	10.4kg (22.9lbs)	•
4114	1,650W	355mm (14")	125mm (5")	3,500	103dB(A) / 114dB(A)	3.5m/s	12.0kg (26.5lbs)	
4114S	2,400W	355mm (14")	125mm (5")	3,500	103dB(A) / 114dB(A)	4.0m/s	10.8kg (23.9lbs)	•

Other Model

4-stroke engine MM4	Type	Displacement	Engine power	Sound pressure level / Sound power level	Vibration level Front / Rear	Fuel tank	Net weight
EX2650LH	Multi Function Power Head	25.4mL	0.77kW / 1.1PS	-	-	0.6L	4.6kg (10lbs)
EE2650H	Edger	25.4mL	0.77kW / 1.1PS	88.6dB(A) / 98.4dB(A)	3.7m/s ² / 8.8m/s ²	0.6L	6.6kg (14.6lbs)
EJ2650LH	Coffee Harvester (Large loop handle)	25.4mL	0.77kW / 1.1PS	-	-	0.6L	6.1 kg (13.4 lbs)

Others

Heat Gun

HG6030



Continuous rating input	1,800W
Air Temperature (°C) / Flow (L/min)	Stage 1: 350 / 300 Stage 2: 500 / 500 Stage 3: 600 / 500
Dimensions (L x W x H)	233x80x208 mm (9-1/8"x3-1/8"x8-3/16")
Net weight	0.57 kg (1.3 lbs.)
Power supply cord	2.0 m (6.6 ft)

Heat Gun

HG5030



Continuous rating input	1,600W
Air Temperature (°C) / Flow (L/min)	Stage 1: 350 / 300 Stage 2: 500 / 500
Dimensions (L x W x H)	233x80x208 mm (9-1/8"x3-1/8"x8-3/16")
Net weight	0.56 kg (1.2 lbs.)
Power supply cord	2.0 m (6.6 ft)

Heat Gun

HG6530V



Continuous rating input	2,000W
Air Temperature (°C)	50 - 650
Air Flow	Stage 1: 500 L/min Stage 2: 280 L/min Stage 3: 550 L/min
Dimensions (L x W x H)	257x85x206 mm (10-1/8"x3-3/8"x8-1/8")
Net weight	0.72 kg (1.6 lbs.)
Power supply cord	2.0 m (6.6 ft)

Heat Gun

HG6031V



Continuous rating input	1,800W
Air Temperature (°C) / Flow (L/min)	Stage 1: 50 - 400 / 250 Stage 2: 100 - 600 / 500
Dimensions (L x W x H)	257x85x206 mm (10-1/8"x3-3/8"x8-1/8")
Net weight	0.67 kg (1.5 lbs.)
Power supply cord	2.0 m (6.6 ft)

Laser Level

SKR200Z



Operating range	Rotating beam (diameter): 200 m Plumb beam (up to): 30 m
Rotation Speed (rpm)	0, 300, 450, 600
Leveling accuracy	±1 mm / 10 m
Leveling range	±6°
Power supply	Cell battery: 2 pcs
Operating Time (Approx. Hours)	60
Net weight	1.6 kg (3.5 lbs.)

Laser Distance Measure

LD030P



Measuring range	0.2-30 m
Operating temperature	0 - 40 °C
Storage temperature	-25 - 70 °C
Typical measuring tolerance	±2.0 mm / 10 m
Max measuring tolerance	±3.0 mm / 10 m
Diameter of laser point	6 mm / 10 m
Laser type	Laser class 2: 635 nm
Dimensions (H x D x W)	117x53x25 mm (4.5"x2.14"x1")
Net weight	0.1 kg (0.22 lbs.)

Laser Distance Measure

LD050P



Measuring range	0.05-50 m
Power supply	Cell battery: AAA 1.5 V x 2 pcs
Net weight	0.1 kg (0.22 lbs.)

Laser Distance Measure

LD080P



Measuring range	0.05-80 m
Power supply	Cell battery: AAA 1.5 V x 2 pcs
Net weight	0.14 kg (0.31 lbs.)

Laser Distance Measure

LD080PI



Inclination sensor








Measuring range	0.05-80 m
Power supply	Cell battery: AAA 1.5 V x 2 pcs
Net weight	0.14 kg (0.31 lbs.)



Accessories

*Compatible with our DC tools only

**Compatible with both our DC and AC tools

199	Straight head	Threaded Rod Cutter Blade	Holder set	Battery protector	Tie wire set
Cordless tools*					
205	Drill chuck	Angle attachment	Shear Wrench Sleeve	Locator	Autofeed attachment set
Drilling / Fastening**					
208	Dust cup	SDS-MAX Drill bit remover set	Hammer carrier	Dust extraction system set	Grease vessel
Impact Drilling / Demolition**					
214	Pipe	Vinyl tube	Rip fence	Base set	
Cutting (New Material / Masonry)**					
214	Portable band saw stand	Cover set	Cutting wax	Shear blade	Die, Punch
Cutting (Metal)**					
215	Inner flange & Lock nut	Wheel guard	Rubber pad	Lock nut wrench	Collet cone & Nut
Grinding / Sanding**					
228	Vise assembly	Guide rule	Stand	Guide rail	Guide Rail Adaptor
Sawing**					
231	Inner flange & Lock nut	Collet corn / Collet nut	Templet guide	Trimmer base	Straight guide assembly
Planing / Routing**					
235	Vacuum Cleaner System charts for Dust Collecting	Front cuffs, Joint & Hose Connection	Vacuum Cleaner System charts for Cleaning	Cordless Cleaner System charts	Selectable filters
Dust Extraction**					
248	Magazine set	Inlet filter	GN series Accessory	Front cuffs & Joint	Filter & Dust bag
Pneumatic, Gas Tools**					
249	Heat gun accessories	Flexible set	Rechargeable Green Multi Line Laser accessories	Carbon brush	
Others**					

Cordless tools

Straight head, Angle head, Angle wrench head, Ratchet head

Straight head



Angle head

Angle wrench head

Ratchet

For Model:
DTL060, DTL061, DTL062, DTL063, TL064D, TL065D

Description	Type	Part No.
Straight head	NZ	192440-7
	For E-form bit MZ	192486-3
Angle head	-	135183-8
	For C-form bit	135200-4
	For E-form bit	135125-2
Angle wrench head	9.5mm (3/8") SQ	135201-2
Ratchet head	Hex. Size 21mm	192439-2

Ratchet head adapter (Socket, Socket adapter)

use with Ratchet head

Socket



Socket adapter

For Models:

DTL060, DTL061, DTL062, DTL063, TL064D, TL065D

Type	Size	Part No.
Socket	17 x 31 (A x L)	134743-3
	19 x 33 (A x L)	134744-1
Socket adapter	9.5mm (3/8")	134745-9
	12.7mm (1/2")	134746-7

For Model:
WR100D

Socket adapter	6.35mm (1/4")	191A51-1
	9.5mm (3/8")	191A50-3

Threaded Rod Cutter Blade set (2pcs set)

For Model:
DSC102 SC103D



Thread type	Thread size	Part No.
ISO Metric	M6	199087-8
	M8	199085-2
	M10	199083-6
ISO Inch	1/4"-20 UNC	199444-0
	5/16"-18 UNC	199443-2
	3/8"-16 UNC	199081-0
BSW (British Standard Whitworth)	W1/4	199444-0
	W5/16	199443-2
	W3/8	199081-0

Shoulder strap

For Cordless Threaded Rod Cutter
For Model:
DSC102, SC103D



Part No.
199069-0

Cutter Blade set (2pcs set)



Model No.	Part No.
DSC163	SC09002470
DSC191	SC09002030

Hydraulic pressure oil

For Model:
DSC192, SC163



Size	Part No.
35mL	SC00000106
150mL	SC00000270
1,000mL	SC00000142

Blade for steel rod cutter



*Spacer P/N: SC09030550 is also necessary.

Model No.	Type	MARKET	Part No.
DSC251	Without Hab	-	SC09003260
	Without Hab	CANADA	SC09003261
DSC250	Without Hab	-	SC09003260*
	Without Hab	CANADA	SC09003261*

Cordless Inflator Adapter

For Model:
MP100D

Item	Part No.
French valve adapter	TE00000334
Swim ring adapter	TE00000333
Ball adapter	TE00000335
British valve adapter	TE00000346

Holder set

A: 300ml size Holder

B: 600ml size Holder

C: 800ml size Holder

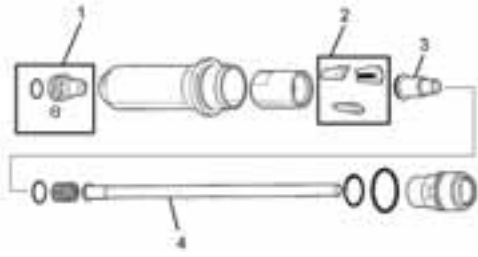


Model No.	Type	Part No.
CG100D, DCG140, DCG180	A	196351-8
	B	196352-6
	C	197195-9

Cordless tools

Cordless rivet gun

*Pipe is not necessary for operation.



For DRV150

Items	1		2		3		4	
	Nose piece assy		Jaw (3pcs set)		Jaw pusher assy		Pipe	
Rivet Size	Part No.	Marking on jaw	Part No.	Color Size	Part No.	Color Size	Part No.	
ø2.4 mm (3/32")	127230-9	4.8	199731-7	Gray 1.9	127478-3	Silver 2.2	162747-5	
ø3.2 mm (1/8")	127229-4			Black 2.5	127477-5	Black 2.6	162746-7	
ø4.0 mm (5/32")	127228-6			Gray 3.1	127476-7			*
ø4.8 mm (3/16")	127225-2			Black 3.6	127475-9			

For DRV250

Items	1		2		3		4	
	Nose piece assy		Jaw (3pcs set)		Jaw pusher assy		Pipe	
Rivet Size	Part No.	Marking on jaw	Part No.	Color Size	Part No.	Color Size	Part No.	
ø2.4 mm (3/32")	127230-9	4.8	199731-7	Gray 1.9	127478-3	Silver 2.2	162747-5	
ø3.2 mm (1/8")	127229-4			Black 2.5	127477-5	Black 2.6	162746-7	
ø4.0 mm (5/32")	127228-6			Gray 3.1	127476-7	Silver 3.4	162745-9	
ø4.8 mm (3/16")	127225-2			4.8/ 6.4	199731-7/ 199730-9	Black 3.6	127475-9	Black 4.1
ø6.0 mm (7/32")	127224-4	6.4	199730-9	Gray 4.0	127474-1			
ø6.4 mm (1/4")	127223-6	6.4		Black 4.5	127473-3	Silver 4.5	162743-3	

Jaw grease for maintenance (Grease to jaw case & jaws)



Description	Size	Part No.
Molybdenum disulfide grease	5g	191D57-7

Adjuster set



Model No.	Part No.
DST112, DST111, ST113D, ST313D	197731-1

Polishing and Buffing items for Drill

Rubber pad assembly



Collet size	Pad Size	max. rpm	Part No.
6mm	98mm	3,000	123001-2

Wool bonnet



Size	Part No.
100mm	794173-6

Foam polishing pad



Pad Size	Part No.
125mm	794159-0

Dust bag for DVC350



Part No.
122918-6

For DCL501

	Type	Part No.
Hose	-	SH00000034
Straight pipe	Adjustable length	SH00000060
Nozzle assembly	Flooring & carpet	SH00000058
Crevice nozzle	-	SH00000042

For DRC200

Description	Part No.
Boundary line tape (15m roll)	SH00000231 (EU) SH00000240 (USA, AU)
Side brushes (Standard)	SH00000065
Side brushes (Soft)	SH00000321
Power brush (Standard)	SH00000063
Power brush (Combination)	SH00000319
Power brush (Soft)	SH00000320
Turn brush cover	SH00000064
Filter	SH00000213

Flexible hose set

(Total length: 95cm)



Model No.	Part No.
UB1100, UB1101	191750-9
UB1102, UB1103	196643-5

Quick charger

(AC only)



Model No.	Charging time (min.) (approx.)	Charger type
CL104D, CL105D, CL111D	180	DC1001

Tapered nozzle set



Nozzle assembly (P/N:132025-7) is also necessary

Model No.	Color	Part No.
DVC350	Gray	192236-6 198558-2 EU

Nozzle assembly



Model No.	Size(mm)	Part No.
DVC350	220	132025-7
	430	134182-7

Cordless tools

Tie wire set

Ø0.8mm
50 pcs/ box



Model No.	TYPE	Part No.
DTR180	Standard	199137-9
	Galvanized	191A57-9
	Poli coated	191J59-9

Light stand (Tripod)



Model No.	Height	Description	Set Screw	Part No.
DML805	992-1,750mm	Up to two DML805's can be mounted.	M8	GM00001381
DML809 DML811	1,300- 2,000mm	Up to two lights can be mounted.	M10 bolt & nut	GM00002073

Vise



Model No.	Description	Set Screw	Part No.
DML805	Use for mounting DML805 on a scaffolding pipe, etc.	M8	GM00001381

Anti-glare film



Model No.	Part No.
DML805	A-58154

Strap



Model No.	Part No.
DML812	GM00002239
ML104	GM00001028

Magnet attachment



Model No.	Part No.
ML105 / ML104	GM00001683(EU) GM00001714

Bulb

(2 pcs. / set)



* For North America

Model No.	Voltage	Part No.
DML145	14.4V	*A-90233
DML185	18V	A-30542
		*A-90261
DML184	14.4V,18V	*A-94502
		B-07303

Battery protector

For Battery BL1430B, BL1440, BL1450, BL1460B, BL1830B, BL1840B, BL1850B, BL1860B



Model No.	Part No.
DDA340, DDA341, DDA350, DDA351, DDF343, DDF441, DDF451, DDF453, DHP343, DHP451, DHP453, DHR202, DTD134, DTD137, DTD146, DTD148, DTD152, DTD153, DTD154, DTD155, DTD170, DTL060, DTL061, DTL062, DTL063, DTS130, DTS131, DTS141, DTW250, DTW251, DTW253, DTW450	194649-7

Battery protector

Designed to protect the battery cartridge from dust and dripping water in outdoor applications or harsh environments.



Model No.	For Battery	Part No.
DDF448, DHP448, DTD134	BL1415N, BL1430B, BL1440, BL1450, BL1460B	195797-5
DDF458, DHP458, DTD146	BL1815N, BL1820, BL1830B, BL1840B, BL1850B, BL1860B	195798-3

Tool hanger set

Enables to hook the machine quickly on a snap hook of waist belt.



Model No.	Part No.
DTD134, DTD137, DTD146, DTD148, DTD153, DTD154, DTD155, DTD170, DTS130, DTS131, DTS141, DTW152	197043-2
DDF470, DDF483, DDF484, DDF485, DHP470, DHP483, DHP484, DHP485, DTP131, DTP141, DTW284, DTW285	199428-8
TD001G	191F58-7

Tool hanger set

*with shoulder belt



Model No.	Part No.
DTD134, DTD137, DTD138, DTD148, DTD149, DTD152, DTD170, DTS130, DTS131, DTS141, DTW152, DTW190, DTW250, DTW251, DTW253, DTW284, DTW285, DTW300, DTW301	*197941-0 197940-2

Wide hook set

for temporarily hanging the tool.



Model No.	Part No.
DCS551, DHR171, DSD180, HR166D, SD100D	197224-8

AC adapter

For Model:
DF001D



Part No.
ADP07

Shoulder strap for carrying case



Part No.
166070-0

Cordless tools

Shoulder belt set



Model No.	Part No.
DVC750	199486-4

Battery adapter & Battery converter

PDC01



BAP182



BCV01



BCV03



BAP18

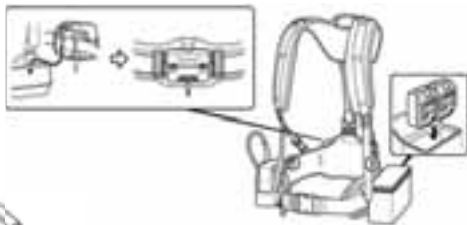


*Without LXT 18V x1 model adapter

Type	Battery type	For Model	Markets	Part No.
PDC01	LXT 18V Battery x4	LXT 18V Models or LXT 18Vx2 Models	—	191A62-6 191A67-6*
			CE marking	191A59-5
			USA	191A65-0*
			Canada Mexico	191A61-8 191A66-8*
			Korea	191A63-4 191A68-4*
BAP182	LXT 18V Battery x2	LXT 18Vx2 Model		197581-4 197580-6 (EU)
BCV01		Old 36V Models		195511-9
BCV03		Old 36V Models		195850-7
BAP18	LXT 18V Battery	LXT 18V	Taiwan	198590-6

Harness for BAP182/BCV01

Harness

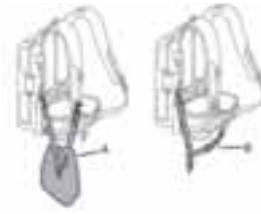


Shoulder Belt



Type	Part No.
Harness	196818-6
Shoulder Belt	166070-0

String trimmer harness for PDC01



item	Part No.
A	191E43-4
B	197243-4

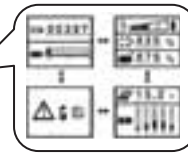
Battery adapter for PDC01 to LXT 18V Model and LXT 18V x2 Model



For Model	item	Part No.
LXT 18V Model	A	191A53-7
LXT 18Vx2 Model	B	191A52-9

Portable Battery Checker BTC04

Except CXT battery, G battery, BL3622A, BL36120A
Checking time: 3-5sec.



Your PC and your USB cable

Part No.
BTC04

Battery Timer Setting Adapter

The Battery Timer Setting Adapter (hereinafter referred to as "adapter" in this document) provides an antitheft solution for Makita-brand battery cartridges by utilizing the mobile devices or PCs (with the dedicated app installed) required for timer setup.

Applicable lithium-ion battery

- BL1430B BL1460B
- BL1820B BL1830B BL1840B BL1850B BL1860B



Part No.
BPS01

Filter set

Attaching a filter to the intake fan unit prevents the dust invasion into jacket at work site with flying dust.

For model:

- DFJ206, DFJ207, DFJ210, DFJ211, DFJ212, DFJ213, DFJ214, DFJ304, DFJ305, DFJ310, DFJ311 DFJ405, DFJ407, DFJ410, DFJ411 DFV210



Description	Part No.
Filter set A: Frame 2pcs. Set, B: Filter (non-woven) 20pcs. set	198642-3
B: Filter (non-woven) 20pcs. set	198644-9 198643-1(EU)

Cordless tools

Coffee Maker accessories

For model:
DCM501
Cup cover

Cup

Filter

Spoon



Part No.
KF00000021
Part No.
KF00000020
Part No.
KF00000013
Part No.
KF00000033

Anti kick back head assembly



Model No.	Type	Part No.
BFH040/F, BFH090/F, BFH120F, DFT022F, DFT044F, DFT085F, DFT086F, DFT126F, DFT127F, DFT128F	MZ	195231-5
	NZ	195232-3

Anti kick back head set



Model No.	Part No.
DFL061F, DFL082F, DFL122F, DFL201F, DFL202F	195621-2
DFL300F, DFL301F, DFL400F, DFL402F	195620-4
DFL651F	197045-8
DFL083, DFL125, DFL204F	199065-8
DFL302, DFL403F	199066-6

Torque adjust tool



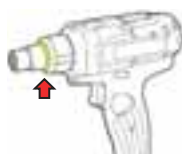
Model No.	Part No.
BFH040/F, BFH090/F, BFH120F, DFL061F, DFL062F, DFL082F, DFL083F, DFL122F, DFL123F, DFL125, DFL201F, DFL201R, DFL202F, DFL204F, DFL300F, DFL301F, DFL301R, DFL302F, DFL400F, DFL402F, DFL402R, DFL403F, DFL651F, DFT041F, DFT041R, DFT043F, DFT044F, DFT045F, DFT046F, DFT082F, DFT083F, DFT084F, DFT085F, DFT086F, DFT124F, DFT124R, DFT125F, DFT126F, DFT127F, DFT128F	765027-4

Hook



Model No.	Part No.
DFL083F, DFL125F, DFL204F, DFL302F, DFL403F, DFL651F, DFT023F, DFT045F, DFT046F, DFT085F, DFT086F, DFT127F, DFT128F, DTDA040, DTDA070, TDA100D, TDA140D, DTWA070, TWA100D, TWA140D, TWA190D	281012-4
DRV150, DRV250	281012-4

Ring 25



Model No.	Color	Part No.
DFT085F, DFT086F, DFT127F, DFT128F	Black	424977-9
	Yellow	424974-5
	Blue	424975-3
	Red	424976-1

Lock nut M28



Model No.	Color	Part No.
DFT023F, DFT045F, DFT046F	Black	457530-6
	Yellow	457533-0
	Blue	457532-3
	Red	457531-4

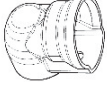

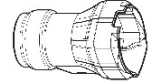
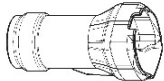
Protector



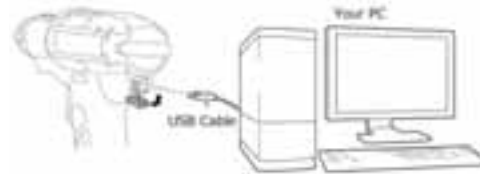
* with Anti kick back head

Model No.	Color	Part No.
BTD125, BTD143, BTW110, BTW130	White	451548-9
	Blue	451549-7
DTDA040, DTDA070, DTWA070	Clear	459408-9
	Yellow	459406-3
	Blue	459405-5
	Red	459404-7
	Green	459407-1
DTDA100, DTDA140, DTWA100, DTWA140, DTWA190	Clear	459413-6
	Yellow	459411-0
	Blue	459410-2
	Red	459409-7
	Green	459412-8
BFH040/F, BFH090/F, BFH120F, DFT022, DFT041F, DFT041R, DFT043F, DFT044F, DFT045F, DFT046F, DFT082F, DFT082R, DFT083F, DFT084F, DFT124F, DFT124R, DFT125F, DFT126F	Clear	450331-1
	Yellow	418423-2
	Blue	418424-0
	Red	418425-8
	Clear	424984-2
DFT023F, DFT045F, DFT046F,	Yellow	424987-6
	Blue	424986-8
	Red	424985-0
	Clear	424969-8
	Yellow	424966-4
DFT085F, DFT086F, DFT127F, DFT128F	Blue	424967-2
	Red	424968-0
	Green	422379-3
	Clear	*424973-7
	Yellow	*424970-3
DFL020F, DFL063F	Blue	*424971-1
	Red	*424972-9
	Clear	422510-1
	Yellow	422514-3
	Blue	422511-9
DFL020F, DFL063F	Red	422512-7
	Green	422513-5
	Clear	422515-1
	Yellow	422519-3
	Blue	422516-9
DFL083, DFL125, DFL204F	Red	422517-7
	Green	422518-5
	Clear	422282-8
	Yellow	422281-0
	Blue	422280-2
DFL302, DFL403F	Red	422279-7
	Clear	422287-8
	Yellow	422286-0
DFL061F, DFL082F, DFL084F, DFL122F, DFL123F, DFL201F, DFL201R, DFL202F	Blue	422285-2
	Red	422284-4
	Clear	418066-0
	Yellow	418032-7
	Blue	418064-4
	Red	418065-2

Cordless tools

Model No.	Color	Part No.	
For Clutch Case (A) BFL300F, BFL301F, BFL301R, BFL302F, BFL400F, BFL402F, BFL402R, DFL300F, DFL301F, DFL301R, DFL302F, DFL400F, DFL402F, DFL402R	Clear	418745-0	
	Yellow	418691-7	
	Blue	418743-4	
	Red	418744-2	
For Angle Head (B) BFL300F, DFL300F,		Clear	418748-4
		Yellow	418692-5
		Blue	418746-8
		Red	418747-6
For Angle Head (C) DFL061F, DFL082F, DFL122F, DFL123F, DFL201F, DFL202F, DFL301F, DFL301R, DFL400F, DFL402F, DFL402R	Clear	418751-5	
	Yellow	418693-3	
	Blue	418749-2	
	Red	418750-7	
For Anti kick back head set (D) DFL061F, DFL082F, DFL122F, DFL123F, DFL201F, DFL202F, DFL301F, DFL301R, DFL400F, DFL402F, DFL402R	Clear	453094-8	
	Yellow	453093-0	
	Blue	453091-4	
	Red	453092-2	
Protector (E) DFL083, DFL125, DFL204F, DFL302, DFL403F, DFL651F		Clear	455848-9
		Yellow	455847-1
		Blue	455846-3
		Red	488845-5
		Black	455771-8
Protector (G) DFL083, DFL125, DFL204F, DFL302, DFL403F, DFL651F		Clear	455852-8
		Yellow	455851-0
		Blue	455850-2
		Red	455849-7
		Black	455773-4
Protector (H) DFL651F		Clear	455894-2
		Yellow	455893-4
		Blue	455892-6
		Red	455891-8
		Black	455890-0
For Cordless Riveter body DRV150, DRV250	Clear	422571-1	
For Cordless Riveter front DRV150 DRV250	Clear	422572-9	
	Clear	422573-7	
Battery protector for BL1430A BTD044, BTD064, BTD104, BTD125, BTD143, BTW074, BTW104, BTW110, BTW130	Clear	450599-9	
Battery protector for BL1415NA BTD043, BTD044, BTD063, BTD064, BTD103, BTD104, BTD125, BTD143, BTW073, BTW074, BTW103, BTW104, BTW110, BTW130	Clear	454407-6	
Battery protector for BL1415N LXT 14.4V MODELS	Clear	459711-8	
Battery protector for BL1815N BL1820B LXT 18V MODELS	Clear	459937-2	
Battery protector for BL1830B BL1840B BL1850B BL1860B LXT 18V MODELS	Clear	459938-0	

USB cable



Models	Description	Part No.
DFL020F, DFL063F, DFL083F, DFL125F, DFL204F, DFL302F, DFL403F, DFL651F, DFT023F, DFT045F, DFT046F, DFT085F, DFT086F, DFT127F, DFT128F DTDA040, DTDA070, DTDA100, DTDA140, DTWA070, DTWA100, DTWA140, DTWA190	TypeA - Micro USB Type B L=1.8m	661432-2

Torque tracer accessories



Receiver RCV02



CD-ROM



RS-232C cable



USB serial adapter set



For Model:
BFT041R, BFT082R, BFT124R, BFL201R, BFL301R, BFL402R

Description	Part No.
Receiver RCV02	194444-5
Receiver RCV02 (with CD-ROM set)	A-55924
CD-ROM (software)	800W96-7
CD-ROM (instruction manual)	889920-9
RS-232C cable	638386-8
USB serial adapter set	194089-9

Drilling / Fastening

Keyless drill chuck



Model No.	Capacity (mm)	Thread size	with Package	Bulk	Chuck key
			Part No.	Part No.	
DA331D	0.8-10	3/8-24 UNF	196308-9	766007-3	
DA333D, DF330D, DF331D	0.8-10	3/8-24 UNF	191A86-2	763228-8	
DDA351	0.8-10	3/8-24 UNF	---	766005-7	
DF332D, DF333D, HP332D, HP333D	0.8-10	3/8-24 UNF	---	763238-5	
DDF343, DF347D	0.8-10	1/2-20 UNF	196309-7	763243-2 766002-3	
DHP343, HP330D, HP331D, HP347D	0.8-10	1/2-20 UNF	191A87-0	763229-6	
DF0300, HP0300	1.0-10	1/2-20 UNF	---	766012-0	
DF001G, DDF481, DHP481	1.5-13	1/2-20 UNF	---	763252-1	
DDF453, DF457D, DHP453, HP457D	1.5-13	1/2-20 UNF	196306-3	766004-9	
DDF448, DDF458, DDF481, DHP448, DHP458, DHP481	1.5-13	1/2-20 UNF	---	763248-2	
DDF451, DHP451	1.5-13	1/2-20 UNF	---	763191-5 763196-5	
DDF446, DDF453, DDF456, DDF459, DDF470, DDF482, DDF484, DDF485, DF457D, DHP446, DHP453, DHP456, DHP459, DHP470, DHP482, DHP484, DHP485, HP457D	1.5-13	1/2-20 UNF	199154-9	766027-7	
DDF483, DHP483	1.5-13	1/2-20 UNF	---	763241-6	
HR001G, HR002G, HR003G, HR004G	1.5-13	1/2-20 UNF	194254-0	763195-7	
AC Models					
6501X, DP2011	0.8-6.5	3/8-24 UNF	193203-4	763156-7	
6408, 6510LVR, DA3010F, DA3011	0.8-10	3/8-24 UNF	192016-0 192034-8 (USA)	763132-1	
6408	1.5-10	3/8-24 UNF	---	763186-8	
6413	0.8-10	3/8-24 UNF	---	763242-4	
6510LVR	1.5-10	3/8-24 UNF	192053-4	763107-0	
DF0300, HP0300	1.0-10	1/2-20 UNF	---	766012-0	
DP3003	0.8-10	1/2-20 UNF	193226-2 193227-0 (USA)	763144-4	
DP4001, DP4003	1.5-13	1/2-20 UNF	192956-2 192957-0 (USA)	763140-2	
DP4011, HP2050, HP2050F, HP2051, HP2051F, HP2070, HP2070F, HP2071, HP2071F	1.5-13	1/2-20 UNF	194254-0	763195-7	
6300-4, DP4700	1.5-13	1/2-20 UNF	192892-2	763130-5	
HP1631, HP1641, HP1641F	1.5-13	1/2-20 UNF	196193-0	766017-0	

Drill chuck



*with Chuck key
 **without Chuck key
 ***without key with hex. socket head bolt M6X25 & nord-lock washer 6 x2
 ****without key with hex. socket head bolt M6X25 & spring washer 6
 DC Models

Model No.	Drill chuck				Chuck key
	Capacity (mm)	Thread size	with Package Part No.	Bulk Part No.	
DDA350	1.5-10	---	---	763174-5	763415-9
DDA460	2.0-13	(Press fit)	---	763250-5	763251-3
UT131D	1.5-13	1/2-20 UNF	*196008-1 *196655-8	766016-2	763448-4
AC Models					
6501, DD2020, DP2010	6.5	3/8-24 UNF	**192887-5/ **192888-3	763077-3	763418-3
6407, 6510LVR	0.8-10	3/8-24 UNF	---	763136-3	763423-0
HP1230	1.5-10	3/8-24 UNF	---	763067-6	763415-9
6412	1.5-13	3/8-24 UNF	---	763079-9	763418-3
6411, 6412	1.5-13	3/8-24 UNF	---	763244-0	763447-6

Model No.	Drill chuck				Chuck key
	Capacity (mm)	Thread size	with Package	Bulk	
			Part No.	Part No.	
HP1630	1.5-13	1/2-20 UNF	*195081-8 *195430-9	763161-4	763441-8
HP1630, HP1640, HP1640F	1.5-13	1/2-20 UNF	*196008-1 *196655-8	766016-2	763448-4
DP4000, DS4011, DS4012, HP2050, HP2050F, HP2051, HP2051F, HP2070, HP2070F, HP2071, HP2071F	2.0-13	1/2-20 UNF	*193822-6	763183-4	763430-3
6300-4, 6300T, 6301, 6305, DP4002, DP4700, DS4010, DS4011, DS4012, 8406, 8406C, 8416, HP1300S, HP2010N, HP2032, HP2050, HP2050F, HP2070, HP2070F	2.0-13	1/2-20 UNF	**192877-8	763047-2	763432-9 / 798341-3
DA3010, DA3010F	1.5-10	---	---	763174-5	763415-9
6302H, 6303H, DP4000, DP4002	2.0-13	1/2-20 UNF	**193228-8 **193229-6	763145-2	763434-5
DP4010, HP2050, HP2050F, HP2051, HP2051F	2.0-13	1/2-20 UNF	*193067-6	763147-8	763430-3
6300-4, 6301, 6305, DA4000LR, DA4031, DA6301, DP4002, DP4700, DS4011, DS4012, DS5000, 8406, 8406C, 8416, HP2010N, HP2070, HP2070F, NHP1300S	4.5-16	1/2-20 UNF	---	763066-8	763432-9
DA4000LR, DA4031, DS4000, 6304LR	1.5-13	(Press fit)	*** 193319-5	763160-6	763434-5
6304LR, DA4000LR	2.0-13	(Press fit)	*** 193318-7	763159-1	763432-9 / 798341-3
6304LR, DA4000LR, DS4000	2.0-13	(Press fit)	**** 193519-7	---	---
6016	16	(jacobs taper No.3)	---	763011-3	763429-8

Drill chuck assembly for Impact Driver



*For North America

Type	Part No.
Connect Bit 6.35-44 MZ	*194250-8
Connect Bit 6.35-44 MZ	194251-6
Connect Bit 6.35-48 NZ	192121-3
Connect Bit 6.35-44 MZ	191881-4
Connect Bit 6.35-48 NZ	192173-4
Connect Bit 6.35-48 NZ	191880-6

Adjustable locator set with bit



For Impact Driver

Model No.	Destination	Part No.
DC models		
DTD129, DTD134, DTD137, DTD146, DTD148, DTD152, DTD153, DTD154, DTD155, DTP140, DTD170, DTD171, DTS130, TD001G, TD111D	with E-form Bit (MZ)	194281-7
DTD129, DTD134, DTD137, DTD146, DTD148, DTD152, DTD153, DTD154, DTD155, DTP140, DTD170, DTD171, TD001G, TD111D	without Bit	194280-9
DTD134, DTD146, DTD152, DTD153, DTD154, DTD155, DTP140	for North America	194633-2
AC models		
TD0100, TD0101, TD0101F	with E-form Bit (MZ)	194281-7
TD0100, TD0101, TD0101F	without Bit	194280-9
6952	for North America	194633-2

Drilling / Fastening

Angle attachment

(For drilling in close quarters, incorners, between joists and studs.)



Model No.	No load speed	Part No.
DS4010, DS4011, DS4012	High: 800rpm Low: 350rpm	STEX122177
DA4000LR	High: 900rpm Low: 400rpm	193316-1

Extension attachment



Model No.	Part No.
DA4000LR	193317-9

Type 43 drill stand

For Neck diameter 43mm Models



Part No.
A-36712

Grip assembly



Model No.	Part No.
6906	122464-9
TW1000	122727-3

Shear Wrench Sleeve

For Model
6922NB DWT310
*Type F (for HEXA TECH (GFD France))
** for Chaineese market



Bolt Size	Outer sleeve			Inner sleeve	
	Hex size	L (mm)	Part No.	L (mm)	Part No.
M16	27	35	764362-7	36	764416-0
M16		81	764367-7	36	*764421-7
M16		100	764406-3	82	764356-2
M20	32	37	764361-9	100	764400-5
M20		37	**196276-6	38	764417-8
M20		37	764361-9	38	*764422-5
M20		83	764363-5	84	764357-0
M20		100	764408-9	100	764402-1
M22, 7/8"	36 1-7/16"	39	153906-6	39	764418-6
M22, 7/8"		85	764364-3	39	*764423-3
M22, 7/8"		100	764410-2	85	764352-0
M22, 7/8"		170	764365-1	100	764404-7
3/4"	1-1/4"	37	764361-9	170	764354-6
3/4"		83	764363-5	38	764419-4
3/4"		168	764366-9	84	764353-8
5/8"	1-1/16"	35	764362-7	169	764355-4
				36	764420-9

For Model
6924N

Bolt Size	Outer sleeve			Inner sleeve	
	Hex size	L (mm)	Part No.	L (mm)	Part No.
M22	36	49	194033-6	48	194310-6
M24	41	49	194034-4	49	194311-4
7/8"	1-7/16"	49	194092-0	48	194310-6
1"	1-5/8"	49	194034-4	49	194312-2

Power supply cord unit set



Model No.		Part No.
FS6300R	10m	194330-0 194906-3

Extension handle



Model No.	Part No.
DFR540, DFR550, DFR750, 6840, 6841R, 6842, 6843, 6844	194500-1

Autofeed attachment set

Flat Tape Collated Screws size: 25-55mm



Model No.	Market	Standard Equipment Bit	Part No.
DFS250, DFS452, FS2200, FS2300, FS4000, FS4200, FS4200A, FS4300, FS6200, FS6300, FS6300R	---	Phillips No.2, Square No.2	191G72-9
	---	Phillips No.2 x2	191G73-7
	USA CANADA	Phillips No.2, Square No.2	191G74-5

Bits for Autofeed attachment set

For Attachment set 191G72-9, 191G73-7, 191G74-5



Model No.	Size	Part No.
DFS250, DFS452, FS2200, FS2300, FS4000, FS4200, FS4200A, FS4300, FS6200, FS6300, FS6300R	Phillips No.2 (5pcs)	199155-7
	Square No.2 (5pcs)	199156-5

Casing 55 set



Model No.	Part No.
6842, 6843, DFR550	191B45-2

Magnetic bit holder & Locator

Type MZ
(For 25mm insert bit (C-Form))



Model No.	Locator		Magnetic bit holder	
	Type	Part No.	Size	Part No.
DFS450, DFS451, FS2300, FS4000, FS4200, FS4300, FS6200, FS6300, FS6300R	Short	197025-4	6.35-60	784811-8
	Long	197024-6	6.35-76	784801-1
DFS250, DFS251, DFS452	Short	197025-4	6.35-60	784813-4
	Long	197024-6	6.35-76	784812-6

Phillips bit



N Type

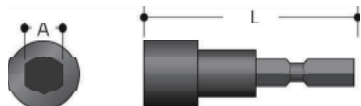
Size	L (mm)	Type	Per pkg.	Part No.
No.2	45	NZ	3	798308-1
No.2	45	NZ-Hard	1	784229-3
No.3	45	NZ	3	798310-4

Socket bit

1 per pkg.

*For self drilling screw

**Magnetic socket bit



Bolt Size	A (mm)	L (mm)	Type	Part No.
M4	7	55	NZ	784402-5
M5	8	55	NZ	784403-3
1/4"	3/8"	55	NZ	*784404-1
3/16"	5/16"	55	NZ	**784808-7
1/4"	3/8"	55	NZ	**784809-5
M6	10	55	NZ	784405-9
M8	13	55	NZ	784408-3
M8	14	55	NZ	784409-1



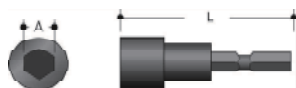
Front cap

Size	Part No.
12	322070-2
15.5	322069-7

Magnetic socket bit

DIN, E Form, M Type

*Non-magnetic socket bit



Bolt Size	A (mm)	L (mm)	Type	Part No.
L=50mm bit				
Magnetic bit holder + C Form (L=25mm)				
1/8"	1/4"	65	MZ	784803-7
3/16"	5/16"	65	MZ	784804-5
M5	8mm	65	MZ	*784415-6
1/4"	3/8"	65	MZ	784802-9
M6	10mm	65	MZ	784806-1
1/2"	7/16"	65	MZ	784805-3
1/2"	7/16"	65	MZ	*784414-8



Front cap

Size	Part No.
-	322120-3
12	322263-1
1/4"	322124-5
5/16"	322125-3
3/8"	322119-8
7/16"	322126-1


FS2700




Magnetic socket bit

1 per pkg.

*Non-magnetic socket bit



Bolt Size	A (mm)	L (mm)	Type	Part No.
1/8"	1/4"	65	MZ	784803-7
3/16"	5/16"	65	MZ	784804-5
M5	8mm	65	MZ	*784415-6
1/4"	3/8"	65	MZ	784802-9
M6	10mm	65	MZ	784806-1
1/2"	7/16"	65	MZ	784805-3
1/2"	7/16"	65	MZ	*784414-8



Locator assembly

Size	Part No.
1/4"	195605-0
5/16"	195603-4
3/8"	195604-2

FS2500



FS2701



Impact Drilling / Demolition

Dust cup

(Dust collector assembly)
(Protects operator from dust and debris)



Bit Dia. (mm)	Part No.
6-14.5	421342-3
12-16	421664-1

Ground rod adapter

(For driving ground rods)



Model No.	Shank size	Part No.
HR3530, HR4030C, HM0810/T	17mm hex	A-47276
HM0810B	19mm Hex	798132-2

Quick change drill chuck set (13mm)



*Keyless Chuck with locking device (Rohm SUPER SK)

	Model No.	Part No.
DC models	DHR243, DHR264	194079-2
	DHR281, DHR283, HR002G, HR004G	199139-5
AC models	HR2320T, HR2470T, HR2470FT, HR2630T, HR2631FT, HR2651T, HR2653T, HR2810T, HR2811FT	194079-2
	HR2630T, HR2631FT	*196173-6
	HR3210FCT	194568-7

Tool holder set



	Model No.	Part No.
DC models	DHR243, DHR264	194080-7
	DHR281, DHR283, HR002G, HR004G	199138-7
AC models	HR2320T, HR2470T, HR2470FT, HR2630T, HR2631FT, HR2651T, HR2653T, HR2810T, HR2811FT	194080-7
	HR3210FCT	194578-4

Drill chuck assembly (13mm)

(Chuck adapter assembly and Drill chuck)



*Inc.chuck key

Shank	Type	Part No.
SDS-PLUS	with key	122574-2
SDS-PLUS	with key	*194041-7
SDS-PLUS	keyless	122823-7
SDS-MAX	keyless	122829-5

Chuck adapter assembly (1/2"-UNC)

With screw M6 x 22



Part No.
D-14093

Drill chuck & Chuck key

(Use with chuck adapter)



Description	Part No.
Drill chuck (13mm)	192877-8
Chuck key	763432-9

SDS-MAX Drill bit remover set

(Use it with the impact wrench for removing SDS-MAX Drill bit stuck on rebar in concrete.)



Destination	Part No.
-	195870-1
For Canada, USA (Inc. Pin 4 set)	195871-9

Hammer carrier

For Model:
HM1812, HM1802, HM1810, HM1801



Part No.
D-54972

Waterproof cover for wet type diamond core bit

When using a wet type of diamond core bit, always install this waterproof cover on the tool to thoroughly protect the tool from water and dust.



	Model No.	Part No.
DC models	DHR202, DHR263, DHR264	421755-8
	HR2020, HR2022, HR2230, HR2300, HR2320T, HR2440, HR2460, HR2460F, HR2470, HR2470F, HR2470FT, HR2470T, HR2475, HR2600, HR2601, HR2630, HR2630T, HR2631F, HR2631FT, HR2641	421755-8

Dust cover

(Protects tool holder from dust and debris during overhead operation)

For Model:
HK1800, HK1810



Part No.
423154-0

Impact Drilling / Demolition

Vacuum attachment

Hammering only
 ø28mm hose can be directly connected.



	Model No.		Part No.
DC models	DHR400	With Vacuum hose set	199144-2
		Without Vacuum hose set	199143-4
AC models	HM0830/T, HM0870C, HM0871C, HM1101C, HM1111C, HM1201, HM1203C, HM1205C, HM1213C, HM1214C, HR3530, HR3540C, HR3541FC, HR4001C, HR4002, HR4003C, HR4010C, HR4011C, HR4013C, HR4030C, HR4041C, HR4501C, HR4510C, HR4511C, HR5212C, HR5202C	With Vacuum hose set	199144-2
		Without Vacuum hose set	199143-4
		Without Vacuum hose set	197168-2
	HM1304/B, HM1306, HM1307C/CB, HM1317C/CB, HM1303C/CB, HM1400, HM1500/B, HM1801, HM1802, HM1810, HM1812	With Vacuum hose set	197148-8

Vacuum attachment

SDS-max 40/45mm class vacuum attachment
 Drilling mode
 Hammering mode



	Model No.	Part No.
DC models	DHR400	199142-6
AC models	HR4003C, HR4013C	199142-6
	HR4011C, HR4010C, HR4001C, HR4511C, HR4510C, HR4501C, HR4002	196074-8
	HR5212C, HR5202C	196858-4

Dust extraction system set

This system is designed to collect dust effectively with on-off operation of the tool's on-off trigger switch interlocked with this system.



DC models

Model No.	Dust extraction system set	Markets	Part No.
HR182D	DX05	CANADA	199655-7
		MEXICO	199657-3
		ARGENTINA, AUSTRALIA, BRAZIL, CHILE, CHINA, COLOMBIA, ECUADOR, GAMBIA, INDIA, INDONESIA, MALAYSIA, NEW ZEALAND, PERU, PHILIPPINES, SINGAPORE, SOUTH AFRICA, TAIWAN, THAILAND, UAE, VIETNAM	199658-1
		FRENCH POLYNESIA, HONG KONG, NEW CALEDONIA	199659-9
		KOREA	199656-5
DHR242	DX06	CANADA	199560-8
		BRAZIL, INDIA, INDONESIA, PHILIPPINES, SINGAPORE, TAIWAN, THAILAND, UAE, VIETNAM	199561-6
		EU	199563-2
		SWEDEN	199564-0
		AUSTRALIA, NEW ZEALAND	199566-6
		ECUADOR	199568-2
		SLOVENIA	199565-8
SOUTH AFRICA	199850-9		
DHR243	DX07	KOREA	199567-4
		CANADA	199569-0
		EU	199570-5
		SWEDEN	199571-3
		AUSTRIA, POLAND	199572-1
		SLOVENIA	199573-9
		SOUTH AFRICA	199574-7
AUSTRALIA, NEW ZEALAND	199575-5		
DHR280 DHR282	DX08	KOREA	199576-3
		CANADA	199850-9
		MEXICO	199577-1
		ARGENTINA, AUSTRALIA, BHUTAN, BRAZIL, CHILE, CHINA, COLOMBIA, ECUADOR, INDIA, INDONESIA, MALAYSIA, NEW ZEALAND, PERU, PHILIPPINES, SINGAPORE, SOUTH AFRICA, TAIWAN, THAILAND, UAE, VIETNAM	199578-9
DHR281 DHR283	DX09	EU	199579-7
		MEXICO	199581-0
		ARGENTINA, AUSTRALIA, BHUTAN, BRAZIL, CHILE, CHINA, ECUADOR, NEW ZEALAND, SINGAPORE, SOUTH AFRICA, TAIWAN, THAILAND, UAE	199582-2
HR001G HR003G	DX12	EU	199583-6
		MEXICO	199585-5
		CANADA	191E50-7
		MEXICO	191E51-5
		ARGENTINA, BHUTAN, BRAZIL, CAMBODIA, CHILE, CHINA, COLOMBIA, GAMBIA, INDIA, INDONESIA, MALAYSIA, PERU, PHILIPPINES, QATAR, SAUDI ARABIA, SINGAPORE, THAILAND, UNITED ARAB EMIRATES	191E52-3
		AUSTRALIA, CHINA, NEW ZEALAND, SOUTH AFRICA, TAIWAN, VIETNAM	191E53-1
EU	191E54-9		
KOREA	191E55-7		

Impact Drilling / Demolition

Model No.	Dust extraction system set	Markets	Part No.
HR002G HR004G	DX14	CANADA	191E56-5
		MEXICO	191E57-3
		ARGENTINA, BHUTAN, BRAZIL, CAMBODIA, CHILE, COLOMBIA, GAMBIA, INDIA, INDONESIA, MALAYSIA, PERU, PHILIPPINES, QATAR, SAUDI ARABIA, SINGAPORE, THAILAND, UNITED ARAB EMIRATES	191E58-1
		AUSTRALIA, CHINA, NEW ZEALAND, SOUTH AFRICA, TAIWAN, VIETNAM	191E59-9
		EU	191E60-4
		KOREA	191E61-2

Dust case

With filter



Dust extraction system set	Markets	Part No.
DX05	---	199595-9
	USA CANADA	199594-1
DX06, DX07, DX08, DX09, DX12, DX14	---	199555-1
	USA CANADA	199588-6
HR2652, HR2653, HR2653T, HR2663	---	199586-0
	USA CANADA	199587-8

Filter

HEPA Filter



Dust extraction system set	Part No.
DX01, DX02, DX06, DX07, DX08, DX09, DX12, DX14, HR2650, HR2651, HR2651T, HR2661 HR2652, HR2653, HR2653T, HR2663	199557-7
DX05	199596-7

Sealing cap

For Dust extraction system set



Dust extraction system set	Part No.
DX05, DX06, DX07, DX08, DX09, DX12, DX14, HR2652, HR2653, HR2653T, HR2663	424474-5

Oil supply & Grease vessel










Model No.	Type	Contents	Part No.
HM1306	VG100	Oil 100 ml	181118-7
Hammers (for bit)		Grease 100ml	194683-7

Grease for maintenance












Model No.	Type	Contents	Part No.
Hammers	R No.00	Grease 30g	181490-7
18-24mm Hammers	RA No.1	Grease 30g	183477-5
Hammers	No. 2	Grease 30g	197793-9

Side Grip for Hammer Drills

Model No. (Origin)	Item	Part No.
DC models		
DDF441, DDF451	Without Thumb screw 	Short 122749-3
		Long 123254-3
DDF448, DDF458	Without Thumb screw	--- 123258-5
DDF481	Without Thumb screw 	--- 126412-0
DDF484	Without Thumb screw 	--- 191E41-8
DF001G	Without Thumb screw 	Short 127879-3
		Long 127852-7
DHP441, DHP451	With Thumb screw 	Short 122750-8
		Long 123253-5
DHP448, DHP458	With Thumb screw	--- 123257-7
DHP481	With Thumb screw 	--- 126413-8
HP001G	With Thumb screw 	--- 127551-9





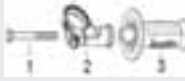



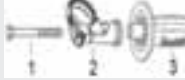






AC models














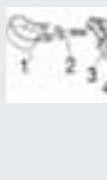
HP1230		1 921919-9
		2 417911-6
		3 153503-4
HP1630, HP1631 HP1640, HP1641 (Brazil)		1 265580-5
		2 345280-4
		3 417630-4
		4 140075-8
HP1630, HP1631 (China/Thailand)		1-4 set 135725-8
		1 265495-6
		2 345280-4
		3 417630-4
HP1630, HP1631 (Romania)		4 153503-4
		1 265495-6
		2 345280-4
		3 417630-4
HP1640, HP1641 (USA)		4 152489-9
		1 921923-8
		2 345280-4
		3 417630-4
HP1640/F, HP1641/F (Romania)		4 153503-4
		1 265583-9
		2 345280-4
		3 417630-4
HP2050/F, HP2051/F HP2070/F, HP2071/F		4 152489-9
		1 921923-8
		2 345280-4
		3 417630-4
HP2010N		--- 122428-3
8406 8406C		--- 273472-4

Impact Drilling / Demolition

Side grip & Dustcup

SDS-PLUS Rotary Hammer, Combination Hammer


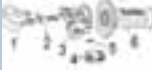

Model No.	Item	Part No.
DHR165, DHR171, DHR182, HR140D, HR166D, HR1830, HR1840, HR1841F 	1 Hex. Bolt M8x120	921923-8
	2 Grip base	417911-6
	3 Grip 36 Complete	158057-6
	Depth gauge	415486-9
	For Dust collecting work 	1 Dustcup set
DHR242 	1 Hex. Bolt M8x90	266745-2
	2 Grip base	453129-5
	3 GRIP 36 complete	158057-6
For Dust collecting work 	Depth gauge	324219-0
	Dustcup set	195173-3
DHR243 	1 Hex. Bolt M8x90	266745-2
	2 Grip base	453129-5
	3 GRIP 36 complete	158057-6
	Depth gauge	324219-0
For Dust collecting work 	Dustcup set	195179-1
HR2650, HR2651, HR2652, HR2653, HR2661, HR2663 	1 Hex. Bolt M8X90	266745-2
	2 Grip base	453129-5
	3 GRIP 36 complete	158057-6
	Depth Gauge	331886-4
	For Dust collecting work 	Dustcup set
HR2651T, HR2653T 	1 Hex. Bolt M8X90	266745-2
	2 Grip base	453129-5
	3 GRIP 36 complete	158057-6
	Depth Gauge	331886-4
	For Dust collecting work 	Dustcup set
HR2800, HR2810, HR2811F 	1 Hex. Bolt M8X110	921919-9
	2 Grip base 20	419975-6
	3 Grip 36 complete	158057-6
	Depth gauge	324219-0
	For Dust collecting work 	Dustcup set
HR2810T, HR2811FT 	1 Hex. Bolt M8X110	921919-9
	2 Grip base 20	419975-6
	3 Grip 36 complete	158057-6
	Depth gauge	324219-0
DHR202, DHR241, DHR263 	1 Hex. Bolt M8x120	921923-8
	2 Hex. Washer	345280-4
	3 Grip base	417630-4
	4 Grip 36 complete	158057-6
	Depth gauge	324219-0
	For Dust collecting work 	1 Dustcup set
	2 Grip base set	194582-3
	3 Grip 36 complete	158057-6*

Model No.	Item	Part No.
HR2230, HR2460, HR2460F, HR2470, HR2475 	1 Hex. Bolt M8x120	921923-8
	2 Hex. Washer	345280-4
	3 Grip base	417630-4
	4 Grip 36 complete	158057-6
	Depth gauge	324219-0
For Dust collecting work 	1 Dustcup set	198362-9
	2 Grip base set	194583-1
	3 Grip 36 complete	158057-6*
DHR264, HR2470T, HR2470F, HR2470FT 	1 Hex. Bolt M8x120	921923-8
	2 Hex. Washer	345280-4
	3 Grip base	417630-4
	4 Grip 36 complete	158057-6
	Depth gauge	324219-0
DHR280, DHR282, HR001G, HR003G, HR3011FC 	Grip set	126882-3
	Depth gauge	331886-4
For Dust collecting work 	Dustcup set	195173-3
DHR281, DHR283, HR002G, HR004G, HR3012FC 	Grip set	126882-3
	Depth gauge	331886-4
For Dust collecting work 	Dustcup set	195179-1
HR2300, HR2600, HR2601, HR2601F, HR2630, HR2631F, HR2641, 	1 Grip spring 50	346181-9
	2 Square Bolt M8x50	266349-0
	3 Grip base	451539-0
	4&5 Lock button complete	141765-6
	6 Compression spring 4	233360-7
	7 Grip 36 complete	154935-8
	Depth Gauge	331886-4
For Dust collecting work 	Dustcup set	195173-3
HR2300T, HR2320T, HR2630T, HR2631FT 	1 Grip spring 50	346181-9
	2 Square Bolt M8x50	266349-0
	3 Grip base	451539-0
	4&5 Lock button complete	141765-6
	6 Compression spring 4	233360-7
	7 Grip 36 complete	154935-8
	Depth Gauge	331886-4
For Dust collecting work 	Dustcup set	195179-1
HR3001C 	lock button complete	144959-2
	Compression spring 4	233360-7
	Thumb screw M6X50	265625-9
	Grip 36	459170-6
	Depth Gauge	331886-4
For Dust collecting work 	Dustcup set	195173-3
HR3200C, HR3210C HR3210FCT 	1 Grip 36 complete	158131-0
	2 Thumb screw M6x14	265701-9
	3 Cup square neck bolt M8x80	266163-4
	4 Plate	344492-6
	5 Grip spring 63	344811-6
	6 Side grip base 63	417026-9
	Stopper pole	321248-4

Impact Drilling / Demolition

Side grips

*Side grip and Stopper pole

Model	Set	Standard type side grip		
	Part No.	Item	Part No.	
HR3530 	135253-3	1	Grip spring 60	345361-4
		2	Square bolt M8x95	266406-4
		3	Hex. Nut m6	931302-2
		4	Side grip base 61	419885-7
		5	Thumb screw M6x14	265701-9
		6	Grip 36 complete	158131-0
			Stopper pole	321248-4
HR3540C, HR3541FC, HR4001C, HR4002, HR4010C, HR4011C, HR4501C, HR4510C, HR4511C	135265-6 / 135209-6*	1	Grip 36 complete	158131-0
		2	Thumb screw M6x14	265701-9
		3	Cup square neck bolt M8x80	266163-4
		4	Grip spring 68	344491-8
		5	Plate	344492-6
		6	Side grip base 68	416299-1
		7	Hex. Nut M6	931302-2
			Stopper pole	321248-4
HR4030C, HR4041C 	135252-5	1	Grip spring 66	345763-4
		2	Square bolt m8x80	266322-0
		3	Hex. Nut M6	931302-2
		4	Side grip base 66	450332-9
		5	Thumb screw M6x14	265701-9
		6	Grip 36 complete	158131-0
			Stopper pole	321248-4
DHR400, HR4013C, HR4003C	123138-5	1	Grip 36 complete	158131-0
		2	Compression spring 6	234226-4
		3	cup square neck bolt M8x80	266163-4
		4	Rack guide	313223-4
		5	Plate	344492-6
		6	Grip spring 73	346535-0
		7	Lock button	453114-8
		8	Side grip base 73	453119-8
			Stopper pole	331955-1
HR5000 			Grip 32	273472-4
HR5202C, HR5212C	135629-4	1	Grip 36 complete	158131-0
		2	Compression spring 6	234226-4
		3	cup square neck bolt M8x80	266163-4
		4	Rack guide	313223-4
		5	Plate	344492-6
		6	Grip spring 90	346750-6
		7	Lock button	453114-8
		8	Side grip base 90	454781-2
			Stopper pole	331955-1




Depth Gauge for Hammer Drills

(Stopper pole)

	Model No.	Part No.
DC models	DHP441, DHP448 DHP451, DHP454, DHP458, DHP481, HP001G	122576-8
	HP1230	415486-9
AC models	HP1630, HP1631, HP1640/F, HP1641/F, HP2050/F, HP2051/F, HP2070/F, HP2071/F	324219-0
	HP2010N	192248-9

Dustcup set



Type	Part No.	Item	Part No.
	198362-9	O-Ring 20	213310-8
		Cap 36	424268-8
		Dustcap	424269-6
		Bellows	451541-3
		Joint	451543-9
		Attachment	457213-8
	195173-3	O-Ring 20	213310-8
		Cap 36	424268-8
		Dustcap	424269-6
		Bellows	451541-3
		Joint	451543-9
		Attachment	451542-1
	195179-1	O-Ring 20	213310-8
		CAP 36	424268-8
		Dustcap	424269-6
		Bellows	451541-3
		Joint	451543-9
		Attachment	451909-3

Grip base set






Part No.	Item	Part No.
194581-5	Spacer 18 assembly	122810-6
	Grip base 15	450120-4
	Hex. Bolt M8X110	921919-9
194583-1	Spacer 29 assembly	122807-5
	Grip base 20	419975-6
	Hex. Bolt M8X110	921919-9
194582-3	Spacer 20 assembly	122809-1
	Grip base 20	419975-6
	Hex. Bolt M8X110	921919-9

Side handle



Model No.	Part No.
HR4001C, HR4010C, HR4011C, HR4501C, HR4510C, HR4511C	134890-0
DHR400, HR4013C, HR4003C	123259-3
HR5000	134887-9
HR5202C, HR5212C	135283-4

Side Grip For Demolition Hammer

Model No.	Component	Part No.	
HM0810, HM0810B, HM0810T 	1	Grip clamp	341914-7
	2	Clamp nut	321497-3
	3	Grip base	341922-8
	4	Grip 32	273457-0
HM0830, HM0830T 	1	Grip spring 60	345361-4
	2	Square bolt M8x80	266322-0
	3	Side grip base 60	418363-4
	4	Grip 36 complete	152554-4
HM0870C, HM0871C 	1	Grip spring 70	346140-3
	2	Square bolt M8x95	266522-2
	3	Side grip base 60	418363-4
	4	Grip 36 complete	158131-0
1-4 set	Grip 36 assembly	135332-7	

Impact Drilling / Demolition

Model No.	Image	Component	Part No.
HM0870C, HM0871C		Side handle Assembly	134909-5
HM1101C, HM1111C		1 Grip SPRING 68	344491-8
		2 Cup square neck bolt M8X80	266163-4
		3 Side handle cam	344492-6
		4 Side grip base 68	416299-1
		5 Grip 36 complete	158131-0
		1-5 set Grip 36 assembly	135413-7
HM1101C, HM1111C		Side handle 68 Assembly	134890-0
HM1201		1 Grip clamp	341861-2
		2 Clamp nut	321445-2
		3 Grip base	341860-4
		4 Grip 32	273467-7
HM1202C, HM1203C, HM1205C, HM1213C, HM1242C		Side handle 82 Assembly	135269-8
HM1214C		Side handle 90 Assembly	135283-4
HM1306		1 Side handle	345473-3
		2 Handle clamp	345474-1
		3 Hex. Socket head bolt M8x20	922431-2 x2
		4 Hex. Nut m8-13	252005-8
		5 Grip 37	273518-6
HM1307C, HM1307CB, HM1317C, HM1313CB		1 Hex. Socket head bolt M5x16	922221-3
		2 Flat washer 5	253194-2
		3 thumb nut M10	252654-1
		4 Side handle	163506-0
		5 Handle base	451331-4 x2
		6 Set bolt M10x142	266512-5

Hammer service kit

A: With Slide-Chuck System,
 B: With Swivel-Chuck System
 **Do not need Carbon brush
 * RUSSIA

Model No.	Type	Part No.
DC models		
DHR165	-	195208-0
DHR166, DHR171, HR140D	-	198564-7 / 198565-5*
DHR182	-	199544-6 / 199545-4*
DHR202, DHR241	-	195193-7
DHR242, DHR281, DHR283, HR002G, HR004G	-	195833-7
DHR280, DHR282, HR001G, HR003G	-	199233-3
DHR243	-	195834-5
DHR263, DHR264, HR262D, HR262TD	-	195189-8
DHR400		**197298-9 / 191G90-7*
AC models		
HK050	-	193397-5
HK1800, HK1810	-	193394-1
HK1820,	-	195194-5
HM0810, HM0810T, HM0810B	-	193242-4
HM0830, HM0830T	-	195200-6
HM0860	-	195204-8
HM0870C, HM0871C	-	195113-1
HM1100, HM1100C	-	193243-2
HM1130, HM1130C	-	193405-2
HM1200, HM1200B	-	193244-0
HM1200K	-	193279-1

Model No.	Type	Part No.
HM1202, HM1202C	-	193391-7
HM1203C, HM1205C, HM1213C, HM1214C	-	195114-9
HM1303, HM1303B	-	193393-3
HM1304, HM1304B	-	195201-4
HM1305	-	195203-0
HM1306	-	195212-9
HM1307C, HM1307CB, HM1317C, HM1317CB	-	195103-4
HM1400	-	193399-1
HM1500	-	193403-6
HM1500B	-	195202-2
HM1800	-	193402-8
HM1801, HM1810	-	195205-6
HM1802, HM1812	-	197127-6
HR1830, HR1830F	-	195198-7 / 198628-7*
HR2010	A	193395-9
HR2010	B	193396-7
HR2300, HR2600, HR2610	-	195105-0 / 198177-4*
HR2310T, HR2610T	-	195106-8
HR2601, HR2611F	-	195107-6
HR2611FT, HR2653T	-	195108-4
HR2020, HR2021, HR2022, HR2440, HR2440F, HR2441, HR2442, HR2445, HR2450, HR2450F, HR2450FT, HR2450T, HR2451, HR2452, HR2453, HR2454, HR2455	-	193606-2
HR2800, HR2810, HR2810T, HR2811F, HR2811FT	-	195206-4
HR2400	A	193386-0
HR2400	B	193387-8
HR2410, HR2420, HR2430, HR2431	A	193388-6
HR2410, HR2420	B	193389-4
HR2410, HR2420, HR2430, HR2431	-	193388-6
HR2230, HR2460, HR2460F, HR2470, HR2470F, HR2470FT, HR2470T	-	195263-2 / 198179-0*
HR2510	-	193404-4
HR2630, HR2650, HR2652	-	196968-7 / 198181-3*
HR2631FT	-	195108-4 / 198178-2*
HR2631FT, HR2653	-	196967-9
HR2630T	-	195106-8
HR26411, HR2663	-	196965-3 / 196966-1
HR3000C	-	193390-9
HR3001C, HR3011FC	-	191F03-2 / 191F04-0*
HR3012FC	-	191F05-8 / 191F06-6*
HR3200C, HR3210C, HR3210FCT	-	195199-5
HR3520, HR3520T	-	193280-6
HR3530	-	195211-1
HR3540C, HR3541FC	-	195192-9
HR3550C	-	193406-0
HR3850/B, HR3851	-	193281-4
HR3850K	-	193282-2
HR4000C	-	193283-0
HR4001C, HR4002, HR4010C, HR4011C	-	195195-3
HR4003C, HR4013C	-	196532-4
HR4030C	-	195207-2
HR4041C	-	195209-8
HR4501C, HR4510C, HR4511C	-	195210-3
HR4500C	-	193407-8
HR5000	-	193284-8
HR5000K	-	193285-6
HR5001C	-	193392-5
HR5201C, HR5210C, HR5211C	-	195191-1
HR5212C, HR5202C	-	196865-7

Cutting (New Material / Masonry)

Pipe



Model No.	Part No.
4100NB, 4100NH	164405-9
4101R, 4101RH	153409-6
4107R, 4107RH	164350-8
4140	153555-5

Vinyl tube



Size (mm)	Part No.
5x7x5,000	412010-9
5x9x5,000	412028-0

Rip fence (Guide rule)

*Use with wing bolt M5 x 10 (P/N 924206-5)

**Use with wing bolt M6 x 14 (P/N 265701-9)



Model No.	Part No.
4100KB*, 4100NB*, 4100NH*, 4101R*, 4101RH*, 4105KB*, 4131**, 4157KB, 5057KB	164095-8
CA5000	165447-6

Base set

(To set cutting depth)



Model No.	Part No.
4110C	122263-9
4112H, 4112S, 4112HS	122683-7
4114, 4114S	165431-1

Portable band saw stand, Cover & Stand chain vise, Cover set

(For accurate square cutting operations)



Model	Description	Part No.
DPB181	Cover	196585-3
DPB182	Cover	197975-3
2107F	Cover	196325-9
2107F	Portable band saw stand	194026-3
2107F	Stand chain vise and Cover set	196326-7

Hook set

with screw (M4x12 x2)



Model	Description	Part No.
DPB182	Hang the tool on a pipe vice or other suitable, stable structure.	196586-1

Cutting wax for band saw



Part No.
191897-9

Shear

Model No.	Item No.	Description	Part No.	
DJS130, JS1300	1-7 set	For MILD STEEL : 1.3mm / 18Ga	194695-0	
	1	INOX : 1mm / 20Ga	792744-3	
	1-8 set	For MILD STEEL : 1.6mm / 16Ga	194694-2	
	1	INOX : 1.3mm / 18Ga	194696-8	
	2	---	792742-7	
	3	---	792743-5	
	4, 5 set	---	257705-5	
	DJS100, DJS101, JS1000	1	Two pcs set	792536-0
		2	---	792537-8
		3	1pc	253338-4
4		TEFLON 1pc	261065-9	
5		1pc	267010-2	
6		---	423118-4	
DJS160, DJS161, JS1601	1	Two pcs set	792533-6	
	2	---	792534-4	
	3	1pc	253338-4	
	4	TEFLON 1pc	261065-9	
	5	1pc	267010-2	
	6	---	423118-4	
	7	Thickness gauge 0.5/1.0/1.5mm	762013-6	
JS1602	1-3 set	---	191383-0	
JS3201	1, 2 set	---	792287-5	
	3	Thickness gauge 1.0/1.5/2.0mm	762007-1	
	1-8 set	---	125354-5	
JS8000	1-5 set	---	135168-4	
	1, 4 set	1pc	725130-3	
	2	---	725129-8	

Nibbler

**To keep clearance of 3.5 to 4.0mm, use a washer(shim) or two under the die when installing a resharpened die.

Model No.	Item No.	Description	Part No.
DJN160, DJN161, JN1601	1	Die	A-15051
	2	Punch	A-83951
	---	Wrench 32mm	781028-4
	JN3201	1	Die
2		Punch	792728-1
---		Washer (shim)**	341796-7**
3		Wrench	781019-5

Grinding / Sanding

Inner flange & Lock nut



(For depressed center wheel, diamond wheel and Cutting wheel)

* Ezynut (Toolless Lock nut) 20 pcs. set: 195462-6

* Do not use Ezynut with Makita Super Flange or Makita angle grinder with "F" on the end of the model No. Those flanges are so thick that the entire threaded cannot be retained by the spindle.

Applicable models: Makita 180mm/230mm angle grinders, and following models equipped with M14 spindle: GA4540/C/R, GA4541/C/R, GA5040/C/R, GA5041/C/R, GA6040/C/R.

Wheel size	Brake	Models	Markets	Spindle thread	for Depressed center wheel (Type: 27, 28, 29)			for Adrasive cut-off wheel (Type: 42)				for diamond cut-off wheel			Lock nut Part No.	Ezynut (Toolless Lock nut) Part No.
					Size	Arbor size (mm)	Inner flange Part No.	Size	Arbor size (mm)	Inner flange Part No.	Outer flange Part No.	Size	Arbor size (mm)	Inner flange Part No.		
100mm	Without Brake System	-	-	M10 x 1.5	30	16	224314-5	30	16	224314-5	-	30	16/20	224314-5	224559-5	-
		9500N	Guam, Hong Kong, Indonesia, Vietnam, Philippines, Thailand, Kuwait, Saudi Arabia	M10 x 1.25	30	16	224270-9	30	16	224270-9	-	30	16/20	224270-9	224578-1	-
		GA4030, 9553HN, 9556HN, 9556HP, 9556NB, 9556PB	USA, Canada, Guam, Mexico, Panama	M10 x 1.25	35	16 (5/8")	224377-1	35	16 (5/8")	224377-1	-	35	16 (5/8")	224377-1	224573-1	-
		-	Taiwan	M10 x 1.5	29	16	224491-3	29	16	224491-3	-	29	16/20	224491-3	224493-9	-
		-	Korea	M10 x 1.5	30	15/16	224407-8	30	15/16	224407-8	-	30	15/16	224407-8	224559-5	-
	With Brake System	GA4041C	Singapore, Malaysia	M10 x 1.5	30	16	224483-2	30	16	224483-2	-	30	16/20	224483-2	224559-5	-
115mm/ 125mm	Without Brake System	-	-	M14 x 2 (DIN)	42	22.23 (7/8")	224415-9	42	22.23 (7/8")	224415-9	-	42	22.23 (7/8")	224415-9	224554-5	*195354-9
		-	-	M14 x 2 (DIN)	45	22.23 (7/8")	224490-5	45	22.23 (7/8")	224490-5	-	45	22.23 (7/8")	224490-5	224554-5	*195354-9
		Super Flange	-	M14 x 2 (DIN)	47	22.23 (7/8")	192227-7	47	22.23 (7/8")	192227-7	-	47	22.23 (7/8")	192227-7	224554-5	-
		-	USA, Canada, Guam, Mexico, Dominica, Panama, Colombia	5/8"-11 UNC	45	22.23 (7/8")	224399-1	45	22.23 (7/8")	224399-1	-	45	22.23 (7/8")	224399-1	224568-4	-
		-	Taiwan	M14 x 2 (DIN)	45	22.23 (7/8")	224490-5	45	22.23 (7/8")	224490-5	-	42	22.23 (7/8")	224490-5	224554-5	*195354-9
		-	Korea	M14 x 2 (DIN)	45	22.23 (7/8")	224490-5	45	22.23 (7/8")	224490-5	-	45	22.23 (7/8")	224490-5	224554-5	*195354-9
	With Brake System	GA4541/C/R, GA5041/C/R	-	M14 x 2 (DIN)	42	22.23 (7/8")	224447-6	42	22.23 (7/8")	224447-6	-	42	22.23 (7/8")	224447-6	224554-5	*195354-9
	GA4541C/R, GA4543C, GA5041R, GA5043C	USA, Canada, Guam, Mexico, Dominica, Panama, Colombia	5/8"-11 UNC	45B	22.23 (7/8")	224448-4	45	22.23 (7/8")	224448-4	-	45 B	22.23 (7/8")	224448-4	224568-4	-	
150mm	Without Brake System	-	-	M14 x 2 (DIN)	42	22.23 (7/8")	224415-9	42	22.23 (7/8")	224415-9	-	42	22.23 (7/8")	224415-9	224554-5	*195354-9
		Super Flange	-	M14 x 2 (DIN)	47	22.23 (7/8")	192227-7	47	22.23 (7/8")	192227-7	-	47	22.23 (7/8")	192227-7	224543-0	-
		-	USA, Canada, Guam	5/8"-11 UNC	82	22.23 (7/8")	224602-0	45	22.23 (7/8")	224399-1	-	45	22.23 (7/8")	224399-1	224568-4	-
		-	Mexico, Dominica, Panama, Colombia	5/8"-11 UNC	45	22.23 (7/8")	224399-1	45	22.23 (7/8")	224399-1	-	45	22.23 (7/8")	224399-1	224568-4	-
		-	Australia, New Zealand	-	-	-	-	-	-	-	-	-	-	-	-	-
		-	Taiwan	M14 x 2 (DIN)	42	22.23 (7/8")	224490-5	42	22.23 (7/8")	224490-5	-	42	22.23 (7/8")	224490-5	224554-5	*195354-9
		-	Korea	M14 x 2 (DIN)	45	22.23 (7/8")	224490-5	45	22.23 (7/8")	224490-5	-	45	22.23 (7/8")	224490-5	224554-5	*195354-9
		-	-	M14 x 2 (DIN)	42	22.23 (7/8")	224415-9	42	22.23 (7/8")	224415-9	-	42	22.23 (7/8")	224415-9	224543-0	*195354-9
180mm/ 230mm	Without Brake System	-	-	M14 x 2 (DIN)	45	22.23 (7/8")	224490-5	45	22.23 (7/8")	224490-5	-	45	22.23 (7/8")	224490-5	224543-0	*195354-9
		Super Flange	-	M14 x 2 (DIN)	47	22.23 (7/8")	192227-7	47	22.23 (7/8")	192227-7	-	47	22.23 (7/8")	192227-7	224543-0	-
		-	USA, Canada, Guam	5/8"-11 UNC	89	22.23 (7/8")	224317-9	78	22.23 (7/8")	224255-5	224256-3	45	22.23 (7/8")	224399-1	224568-4	-
		-	Mexico, Dominica, Panama, Colombia	5/8"-11 UNC	45	22.23 (7/8")	224399-1	45	22.23 (7/8")	224399-1	-	45	22.23 (7/8")	224399-1	224568-4	-
		-	Australia, New Zealand	M14 x 2 (DIN)	45	22.23 (7/8")	224490-5	78	22.23 (7/8")	224257-1	224256-3	42	22.23 (7/8")	224415-9	224543-0	-
		-	Taiwan	M14 x 2 (DIN)	45	22.23 (7/8")	224490*5	45	22.23 (7/8")	224490-5	-	45	22.23 (7/8")	224490*5	224543-0	*195354-9
		-	Korea	M16	40	22	224029-4	40	22	224029-4	-	40	22	224029-4	224521-0	-
		Super Flange	-	M16	47	22	122482-7	47	22	122482-7	-	47	22	122482-7	224546-4	-
		For Dust collection wheel guard type D (Super Flange)	-	M14 x 2 (DIN)	-	-	-	-	-	-	-	47	22.23 (7/8")	192227-7	224485-8	-
		-	-	5/8"-11 UNC	-	-	-	-	-	-	-	47	22.23 (7/8")	126601-7	224568-4	-
-	Korea	M16 x 2	-	-	-	-	-	-	-	47	22	122482-7	224497-4	-		

Grinding / Sanding

Cordless Models



* Ezy nut (Toolless Lock nut) 20 pcs. set :195462-6

* Do not use Ezy nut with Makita Super Flange Those flanges are so thick that the entire threaded cannot be retained by the spindle.

Applicable models:

Makita 180mm/230mm angle grinders, and following models equipped with M14 spindle: DGA454, DGA455, DGA456, DGA458, DGA461, DGA462, DGA463, DGA464, DGA467, DGA468, DGA504, DGA505, DGA506, DGA508, DGA511, DGA512, DGA513, DGA514, DGA517, DGA518

Wheel size	Brake	Models	Markets	Spindle thread	for Depressed center wheel (Type:27, 28, 29)			for Adrasive cut-off wheel (Type: 42)				for diamond cut-off wheel			Lock nut	Ezy nut (Toolless Lock nut)	
					Size	Arbor size (mm)	Inner flange Part No.	Size	Arbor size (mm)	Inner flange Part No.	Outer flange Part No.	Size	Arbor size (mm)	Inner flange Part No.			
															Part No.	Part No.	Part No.
100mm	Without Brake System	DGA404, DGA405, DGA411, DGA412, GA006G, GA014G	-	M10 x 1.5	30	16	224314-5	30	16	224314-5	-	30	16/20	224314-5	224559-5	-	
	With Brake System	DGA406, DGA408, DGA413, DGA414, DGA417, DGA418, GA003G, GA011G			30	16	224483-2	30	16	224483-2	-	30	16/20	224483-2	-	-	
	Without Brake System	DGA402, DGA404, DGA405	Taiwan	M10 x 1.5	29	16	224491-3	29	16	224491-3	-	29	16/20	224491-3	224493-9	-	
	With Brake System	DGA414, GA003G, GA011G			29B	16	224492-1	29B	16	224492-1	-	29B	16	224492-1	-	-	
	Without Brake System	DGA402, DGA404, DGA405	Korea	M10 x 1.5	30	15/16	224407-8	30	15/16	224407-8	-	30	15/16	224407-8	224559-5	-	
	With Brake System	DGA406, DGA408, DGA413, DGA414, DGA418, GA003G, GA011G			30B	15	224452-3	30B	15	224452-3	-	30B	15/20	224452-3		-	
With Brake System	DGA406, DGA408, DGA413, DGA414, DGA418, GA003G, GA011G	30			16	224483-2	30	16	224483-2	-	30	16/20	224483-2	-			
115mm/125mm	Without Brake System	DGA450, DGA452, DGA454, DGA455, DGA461, DGA462, DGA504, DGA505, DGA511, DGA512 Super Flange DGA450, DGA452, DGA454, DGA455, DGA461, DGA462, DGA504, DGA505, DGA511, DGA512	-	M14 x 2 (DIN)	45	22.23 (7/8")	224490-5	45	22.23 (7/8")	224490A5	-	45	22.23 (7/8")	224490-5	224554-5	*195354-9	
	With Brake System	DGA456, DGA458, DGA463, DGA464, DGA467, DGA468, GA004G, GA005G, GA012G, GA013G, DGA506, DGA508, DGA513, DGA514, DGA517, DGA518			47	22.23 (7/8")	192227-7	47	22.23 (7/8")	192227-7	-	47	22.23 (7/8")	192227-7	224543-0	-	
	With Brake System	DGA456, DGA458, DGA463, DGA464, DGA467, DGA468, GA004G, GA005G, GA012G, GA013G, DGA506, DGA508, DGA513, DGA514, DGA517, DGA518			42B	22.23 (7/8")	224447-6	42B	22.23 (7/8")	224447-6	-	42B	22.23 (7/8")	224447-6	224554-5	*195354-9	
	Without Brake System	DGA450, DGA452, DGA454, DGA455, DGA504, DGA505, DGA511, DGA512	Canada, Guam	5/8"-11 UNC	45	22.23 (7/8")	224399-1	45	22.23 (7/8")	224399-1	-	45	22.23 (7/8")	224399-1	224568-4	-	
	With Brake System	DGA456, DGA458, DGA506, DGA508, DGA513, DGA514, DGA517, DGA518			45B	22.23 (7/8")	224448-4	45	22.23 (7/8")	224448-4	-	45B	22.23 (7/8")	224448-4		-	
	Without Brake System	DGA452, DGA454, DGA455, DGA461, DGA462, DGA504	Canada, Mexico, Dominican Republic, Ecuador, Panama, Colombia	5/8"-11 UNC	45	22.23 (7/8")	224399-1	45	22.23 (7/8")	224399-1	-	45	22.23 (7/8")	224399-1	224568-4	-	
	With Brake System	DGA456, DGA458, DGA463, DGA464, DGA467, DGA468, GA004G, GA005G, GA012G, GA013G, DGA506, DGA518			45B	22.23 (7/8")	224448-4	45	22.23 (7/8")	224448-4	-	45B	22.23 (7/8")	224448-4		-	
	Without Brake System	DGA504, DGA505	Taiwan	M14 x 2 (DIN)	45	22.23 (7/8")	224481-6	45	22.23 (7/8")	224481-6	-	45	22.23 (7/8")	224481-6	224554-5	*195354-9	
	With Brake System	DGA514			45B	22.23 (7/8")	224488-2	45B	22.23 (7/8")	224488-2	-	45B	22.23 (7/8")	224488-2		*195354-9	
	With Brake System	DGA506, DGA508	Korea	M14 x 2 (DIN)	42B	22.23 (7/8")	224447-6	42B	22.23 (7/8")	224447-6	-	42B	22.23 (7/8")	224447-6	224554-5	*195354-9	
	180mm/230mm	With Brake System	DGA700, DGA701, DGA900, DGA901	-	M14 x 2 (DIN)	42B	22.23 (7/8")	224447-6	42B	22.23 (7/8")	224447-6	-	42B	22.23 (7/8")	224447-6	224485-8	*195354-9
					Canada, Guam	5/8"-11 UNC	89	22.23 (7/8")	224500-8	78	22.23 (7/8")	224589-6	224256-3	45B	22.23 (7/8")	224448-4	224568-4
Mexico, Dominican Republic, Ecuador, Panama, Colombia					5/8"-11 UNC	45B	22.23 (7/8")	224448-4	45B	22.23 (7/8")	224448-4	-	45B	22.23 (7/8")	224448-4	224568-4	-
Australia, New Zealand					M14 x 2 (DIN)	42B	22.23 (7/8")	224447-6	78	22.23 (7/8")	224499-7	224256-3	42B	22.23 (7/8")	224447-6	224485-8	*195354-9
Taiwan					M14 x 2 (DIN)	45B	22.23 (7/8")	224488-2	45B	22.23 (7/8")	224488-2	-	45B	22.23 (7/8")	224488-2	224485-8	*195354-9
Korea					M16 x 2	46	22	224595-4	46	22	224595-4	-	46	22	224595-4	224497-4	-
DGA700, DGA701, DGA900, DGA901 + Dust collection wheel guard type D (Super Flange)			-	M14 x 2 (DIN)	-	-	-	-	-	-	-	45CC	22.23 (7/8")	EU: 198678-2, 198675-8	224485-8	-	
Canada, Mexico, Dominican Republic, Ecuador, Panama, Colombia, Korea			5/8"-11 UNC	-	-	-	-	-	-	-	-	45CA	22.23 (7/8")	198676-6	224568-4	-	
Korea	M16 x 2	-	-	-	-	-	-	-	-	42CB	22	198677-4	224497-4	-			

Grinding Sanding

Grinding / Sanding

Wheel guard

**UP to 180mm size cup diamond wheel
 ***Inner flange 45CA/42CB/45CC is also necessary.
 ****Inner flange 47 (P/N:122482-7) is also necessary.
 *****Inner flange 47 (P/N:126601-7) is also necessary.
 *****Wheel Size Down 125mm→115mm
 *****Low profile type



Wheel size	Models	Bearing box type	market	for Depressed center wheel (Type:27, 28)/ Diamond wheel/ Strip disk		for Depressed center wheel with threaded arbor 5/8"-11 UNC (Type:27)		for Adrasive cut-off wheel (Type: 42)		Dust collection wheel guard for diamond wheel		Dust collection wheel guard for cup diamond wheel
				Type	Part No.	Type	Part No.	Type	Part No.	Type	Part No.	Type
100mm	GA4030 GA4030R GA4031 GA4032 GA4034 GA4040 GA4040C GA4041C 9553HB 9553HN 9553NB 9556HB 9556HN 9556HP 9556NB 9556PB	Triple notches	---	Toolless 100K	122893-6	---	---	Standard 100CK	122909-7	A	198414-6	---
				Standard 100AK	125885-4	---	---			C	199294-3	---
				Standard 100K	122885-5 *****	---	---					
	9553B 9553HN 9556HN 9556HP 9556NB 9556PB	Single notch	---	Standard 100	125266-2 *****	---	---	Standard 100	192626-3	A	198413-8	---
										C	199295-1	---
	GA4032	Triple notches	Taiwan	Standard 100TK Taiwan	123520-8 *****	---	---	---	---	A	198414-6	---
										C	199294-3	---
	GA4030/R GA4031 GA4032 GA4034 9556HB	Triple notches	Taiwan	Standard 100TAK Taiwan	123522-4	---	---	---	---	A	198414-6	---
										C	199294-3	---
	GA4040C	Triple notches	Taiwan	Toolless 100TK Taiwan	123471-5	---	---	---	---	A	198414-6	---
										C	199294-3	---
	9533B 9533BL	Single notch	Taiwan	Standard 100T Taiwan	123537-1	---	---	---	---	A	198413-8	---
									C	199295-1	---	
9553HB 9553HN	Single notch	Taiwan	Standard 100T Taiwan	135742-8	---	---	---	---	A	198413-8	---	
GA4030 GA4031 GA4034 9556HB	Triple notches	Korea	Standard 100KAK Korea	123093-1	---	---	---	---	A	198414-6	---	
									C	199294-3	---	
9553B 9556NB 9556PB	Single notch	Korea	Standard 100	123527-4	---	---	---	---	A	198413-8	---	
									C	199295-1	---	
9500N 9500NB	Single notch	---	Standard 100	154755-0 *****	---	---	Standard 100	164910-6	A	192212-0	---	
115m	GA4530 GA4530R GA4534 GA4540 GA4540C GA4540R GA4541 GA4541C GA4541R GA4542C GA4543C 9554HN 9557HN 9557HNR 9557HP 9557NB 9557NBR 9557PB 9564CV 9564H 9564HR 9564P 9564PC 9564PCV	Triple notches	---	Toolless 115AK	123144-0	Toolless 115AK	123144-0	Standard 115CK	122910-2	A	198416-2	195238-1 195239-9 (EU) 196575-6(USA GUAM CANADA MEXICO)
				Standard 115AK	123098-1	Standard 115AK	123098-1				C	
	9554HN 9557HN 9557HP 9557NB 9557PB 9564P	Single notch	---	Toolless 115	135107-4	---	---	Standard 115	122642-1	A	198415-4	195237-3 195250-1 195236-5(MEXICO)
				Standard 115	125267-0					B	192968-5 192972-4	
	GA4530 GA4534 GA4542C 9557NB 9557PB 9564CV 9564P 9564PC	Triple notches	USA	Toolless 115AKL	198784-3	Toolless 115AKL	198784-3	Toolless 115CKL	198783-5	A	198416-2	196575-6
			Standard 115AK	123735-7	Standard 115AK	123735-7				C	196845-3	
GA4530 GA4534 9557NB 9557PB 9557HP	Triple notches	CANADA	Toolless 115AK	123144-0	Toolless 115AK	123144-0	Standard 115CK	122910-2	A	198416-2	196575-6	
			Standard 115AK	123735-7	Standard 115AK	123735-7				C		196845-3

Grinding / Sanding

Wheel size	Models	Bearing box type	market	for Depressed center wheel (Type:27, 28)/ Diamond wheel/ Strip disk		for Depressed center wheel with threaded arbor 5/8"-11 UNC (Type:27)		for Adrasive cut-off wheel (Type: 42)		Dust collection wheel guard for diamond wheel		Dust collection wheel guard for cup diamond wheel
				Type	Part No.	Type	Part No.	Type	Part No.	Type	Part No.	Type
125mm	GA5010 GA5020 GA5020C GA5021 GA5021C GA5030 GA5030R GA5034 GA5040 GA5040C GA5040R GA5041 GA5041C GA5041R 9555SHN 9558HN 9558HNR 9558HP 9558NB 9558NBR 9558PB 9562CH 9562CR 9562CVH 9562CVR 9565C 9565CLR 9565CR 9565CV 9565CVL 9565CVR 9565H 9565HR 9565P 9565PC 9565PCV	Triple notches	---	Toolless 125AK	123145-8	Toolless 125AK	123145-8	Toolless 125CK	122905-5	A	198416-2	195238-1 195239-9 (EU) 196575-6 (USA GUAM CANADA MEXICO)
				Standard 125AK	123099-9	Standard 125AK	123099-9	Standard 125CK	122911-0	C	196845-3	
				Standard 125K	122887-1							
	GA5010 GA5020C GA5021C 9565C 9565CV 9565CVR 9565P	Single notch	---	Toolless 125	163474-7	---	---	---	---	A	198415-4	195237-3 195250-1 195236-5 (MEXICO)
									B	192968-5 192972-4		
									C	196846-1		
	GA5010 GA5020 GA5040 GA5042C GA5043C 9565CV 9565PC 9565PCV	Triple notches	USA	Toolless 125AKL	126687-1	Toolless 125AKL	126687-1	Toolless 125CKL	126686-3	A	198416-2	195238-1 195239-9 (EU) 196575-6 (USA GUAM CANADA MEXICO)
									C	196845-3		
	9558NB	Triple notches	CANADA	Standard 125AK	123734-9	Standard 125AK	123734-9	Toolless 125CK	122905-5	A	198416-2	195238-1 195239-9 (EU) 196575-6 (USA GUAM CANADA MEXICO)
							Standard 125CK	122911-0	C	196845-3		
							Toolless 125CK	122905-5	A	198416-2		
9005B 9005BZ	Triple notches	USA CANADA GUAM PANAMA	Standard 125AK	123099-9	Standard 125AK	123099-9	Standard 125CK	122911-0	B	192188-1	195238-1 195239-9 (EU)	
								C	196845-3			
GA5020	Triple notches	Taiwan	Standard 125TAK Taiwan	123469-2	---	---	---	---	A	198416-2	195238-1 195239-9 (EU)	
									C	196845-3		
GA5021C	Single notch	Taiwan	Toolless 125L	123514-3	---	---	---	---	A	198415-4	195237-3 195250-1	
									B	192968-5 192972-4		
									C	196846-1		
GA5030 GA5030R	Triple notches	Korea	Standard 125KAK Standard 126598-0 (GA5030R)	123240-4 (GA5030) 126598-0 (GA5030R)	---	---	---	---	A	198416-2	195238-1 195239-9 (EU)	
									C	196845-3		
GA6010 GA6020 GA6020C GA6021 GA6021C GA6040 GA6040C GA6040R 9566C 9566CR 9566CV 9566CVR 9566PCV	Triple notches	---	Toolless 150AK Standard 150AK	123146-6 123230-7	---	---	Standard 150CK	122912-8	---	---	---	
GA6010 GA6020 GA6020C GA6021 GA6021C 9566PCV	Single notch	---	Toolless 150	135110-5	---	---	Standard 150BC	143190-7	---	---	---	
GA6010 GA6020 GA6021	Twin notches	---	Standard 150	135192-7	---	---	---	---	---	---	---	
GA6010 GA6020 GA6042C 9566PC	Triple notches	USA GUAM	Toolless 150AAK	123074-5	Toolless 150AAK	123074-5	Standard 150CK	122912-8	---	---	---	
GA6010 GA6020 GA6020C GA6040 GA6040C GA6042C	Triple notches	CANADA MEXICO	Toolless 150AK	123146-6	Toolless 150AK	123146-6	Standard 150CK	122912-8	---	---	---	
GA6040C	Triple notches	Taiwan	Toolless 150TK	123473-1	---	---	---	---	---	---	---	
GA6021C	Single notch	Taiwan	Toolless 150T	135741-0	---	---	---	---	---	---	---	
GA6020	Twin notches	Taiwan	Standard 150T	123518-5	---	---	---	---	---	---	---	
GA7010C GA7011C GA7012C GA7020 GA7020R GA7020S GA7021 GA7030 GA7030R GA7030S GA7031 GA7040 GA7040R GA7040S GA7050 GA7050R GA7060 GA7060R GA7061 GA7061R GA7062 GA7062R GA7063 GA7063R GA7064	Triple notches	---	Toolless 180K Standard 180K	122846-5 122889-7	---	---	Standard 180CK	122914-4	D	198514-2	195384-0 195385-8	
GA7010C	Single notch	---	Toolless 180	163446-2	---	---	---	---	---	---	---	
9067	Single notch	---	Standard 180	165215-7	---	---	---	---	B	194303-3	---	

Grinding / Sanding

Wheel size	Models	Bearing box type	market	for Depressed center wheel (Type:27, 28)/ Diamond wheel/ Strip disk		for Depressed center wheel with threaded arbor 5/8"-11 UNC (Type:27)		for Adrasive cut-off wheel (Type: 42)		Dust collection wheel guard for diamond wheel		Dust collection wheel guard for cup diamond wheel
				Type	Part No.	Type	Part No.	Type	Part No.	Type	Part No.	Type
180mm	GA7020 GA7020S GA7030 GA7030S GA7040S	Twin notches	---	Standard 180	154674-0	---	---	---	---	B	194303-3	195387-4 195388-2
	GA7050 GA7050R GA7060 GA7060R GA7061 GA7061R GA7062 GA7063R GA7064	Triple notches	USA CANADA GUAM MEXICO PANAMA COLOMBIA ECUADOR	Toolless 180AK	123542-8	Toolless 180AK	123542-8	Standard 180CK	122914-4	D	198514-2 ****	197584-8
				Standard 180AK	122939-8	Standard 180AK	122939-8					
	GA7040R	Triple notches	Taiwan	Standard 180TK	123474-9	---	---	---	---	D	198514-2	195384-0 195385-8
	GA7020	Twin notches	Taiwan	Standard 180T	123513-5	---	---	---	---	B	194303-3	195387-4 195388-2
	GA7050R GA7060R	Triple notches	Korea	Standard 180KK	122903-9	---	---	---	---	D	198514-2****	195384-0 195385-8
	GA7010C	Single notch	Korea	Toolless 180	144089-9	---	---	---	---	B	194303-3	---
GA7010C GA7020 GA7020S GA7040S	Twin notches	Korea	Standard 180	154991-8	---	---	---	---	B	194303-3	195387-4 195388-2	
230mm	GA9010C GA9012C GA9020 GA9020R GA9020S GA9030 GA9030R GA9030S GA9031 GA9040 GA9040R GA9040S GA9050 GA9050R GA9060 GA9060R GA9061 GA9061R GA9062 GA9062R GA9063 GA9063R	Triple notches	---	Standard 230K	122891-0	---	---	Standard 230CK	122913-6	D	198379-2 198440-5 (EU)	195384-0** 195385-8**
				Toolless 230K	122847-3	---	---					
	9069	Single notch	---	Standard 230	165216-5	---	---	---	---	B	194044-1	---
	GA9010C	Single notch	---	Toolless 230	163445-4	---	---	---	---	B	194044-1	---
	GA9020 GA9020 GA9020S GA9030 GA9030S GA9040S	Twin notches	---	Standard 230	154672-4	---	---	---	---	B	194044-1	195387-4**
			D			198380-7	195388-2**					
	GA9020 GA9031 GA9040S GA9050 GA9050R GA9060 GA9060R GA9061R GA9062 GA9063R	Triple notches	USA CANADA GUAM PANAMA ECUADOR COLOMBIA	Toolless 230AK	123543-6	Toolless 230AK	123543-6	Standard 230CK	122913-6	D	198509-5	197584-8**
				Standard 230AK	122938-0	Standard 230AK	122938-0					
	GA9020 GA9020R GA9030 GA9040R GA9040S	Twin notches	MEXICO PANAMA COLOMBIA	Toolless 230A	122768-9	Toolless 230A	122768-9	---	---	D	198511-8	195386-6**
				Standard 230A	154675-8	Standard 230A	154675-8	---	---	D	198379-2	195384-0** 195385-8**
GA9040R GA9060 GA9060R GA9061 GA9061R	Triple notches	Taiwan	Standard 230TK Taiwan	123475-7	---	---	---	---	D	198379-2	195384-0** 195385-8**	
GA9020	Twin notches	Taiwan	Standard 230T Taiwan	123512-7	---	---	---	---	D	198380-7	195387-4** 195388-2**	
GA9050R GA9060R GA9063R	Triple notches	Korea	Standard 230KK Korea	122904-7	---	---	---	---	D	198510-0	195384-0** 195385-8**	
GA9020 GA9020S GA9040S	Twin notches	Korea	Standard 230 Korea	154990-0	---	---	---	---	D	198380-7****	195387-4** 195388-2**	

Cordless Models



**UP to 180mm size cup diamond wheel
 ***Inner flange 45CC (P/N:198678-2 (EU) / 198675-8) is also necessary.
 ****Inner flange 45CA (P/N:198676-6) is also necessary.
 *****Inner flange 42CB (P/N:224497-4) is also necessary.

Wheel size	Models	Bearing box type	market	for Depressed center wheel (Type:27, 28)/ Diamond wheel/ Strip disk		for Depressed center wheel with threaded arbor 5/8"-11 UNC (Type:27)		for Adrasive cut-off wheel (Type: 42)		Dust collection wheel guard for diamond wheel		Dust collection wheel guard for cup diamond wheel
				Type	Part No.	Type	Part No.	Type	Part No.	Type	Part No.	Type
100mm	DGA402 DGA404 DGA405 DGA406 DGA408 DGA411 DGA412 DGA413 DGA414 DGA417 DGA418	Triple notches	---	Standard 100AK	125885-4	---	---	Standard 100CK	122909-7	A	198414-6	---
				Toolless 100K	122893-6	---	---			C	199294-3	---
	DGA402	Single notch	India, Indonesia, Malaysia, Philippines, Singapore, Thailand, Vietnam	Standard 100	125266-2	---	---	Standard 100	192626-3	A	198413-8	---
										C	199295-1	---
	DGA404 DGA405 DGA406 DGA408	Triple notches	Taiwan	Standard 100TAK	123522-4	---	---	---	---	A	198414-6	---
										C	199294-3	---
	DGA414	Triple notches	Taiwan	Toolless 100TK	123471-5	---	---	---	---	A	198414-6	---
										C	199294-3	---
	DGA402	Single notch	Taiwan	Standard 100T	135742-8	---	---	---	---	A	198413-8	---
										C	199295-1	---
DGA404 DGA405 DGA406 DGA408	Triple notches	Korea	Toolless 100K	123533-9	---	---	---	---	A	198414-6	---	
									C	199294-3	---	
DGA402	Single notch	Korea	Standard 100K	126876-8	---	---	---	---	A	198413-8	---	
									C	199295-1	---	

Grinding / Sanding

Wheel size	Models	Bearing box type	market	for Depressed center wheel (Type:27, 28)/ Diamond wheel/ Strip disk		for Depressed center wheel with threaded arbor 5/8"-11 UNC (Type:27)		for Adrasive cut-off wheel (Type: 42)		Dust collection wheel guard for diamond wheel		Dust collection wheel guard for cup diamond wheel
				Type	Part No.	Type	Part No.	Type	Part No.	Type	Part No.	Type
100mm	GA003G GA006G, GA011G, GA014G	5 notches	---	New Toolless 100	347478-9	---	---	New Toolless 100C	162555-4	---	---	---
			Taiwan	New Toolless 100T Taiwan	140N04-5	---	---	---	---	---	---	---
			Korea	New Toolless 100K Korea	140N05-3	---	---	---	---	---	---	---
115mm	DGA450 DGA452 DGA454 DGA455 DGA456 DGA458 DGA461 DGA462 DGA463 DGA464 DGA467 DGA468	Triple notches	---	Standard 115AK	123098-1	Standard 115AK	123098-1	Standard 115CK	122910-2	A	198416-2	195238-1 195239-9 (EU) 196575-6 (GUAM CANADA MEXICO)
			---	Toolless 115AK	123144-0	Toolless 115AK	123144-0	---	---	C	196845-3	---
	DGA452	Single notch	Mexico Panama Colombia	Standard 115	125267-0	Standard 115A	125886-2	Standard 115	122642-1	A	198415-4	195237-3 195250-1 195236-5 (MEXICO)
	---	---	---	New Toolless 115	347479-7	New Toolless 115	347479-7	New Toolless 115	162556-2*	---	---	---
125mm	DGA504 DGA505 DGA506 DGA508 DGA511 DGA512 DGA513 DGA514 DGA517 DGA518	Triple notches	---	Standard 125AK	123099-9	Standard 125AK	123099-9	Standard 125CK	122911-0	A	198416-2	195238-1 195239-9 (EU) 196575-6 (GUAM CANADA MEXICO)
			---	Toolless 125AK	123145-8	Toolless 125AK	123145-8	Toolless 125CK	122905-5	C	196845-3	
	DGA504 DGA505 DGA506 DGA508	Triple notches	Taiwan	Standard 125TAK	123469-2	---	---	---	---	A	198416-2	
	---	---	---	Standard 125KAK	126598-0	---	---	---	---	C	196845-3	
180mm	DGA700 DGA701	Triple notches	---	New Toolless 125	347480-2	New Toolless 125	347480-2	New Toolless 125C	162557-0	---	---	191F81-2
			Taiwan	New Toolless 125T	140T57-0*	---	---	---	---	---	---	---
180mm	DGA700 DGA701	Triple notches	---	Toolless 180K	122846-5	---	---	Standard 180CK	122914-4	D	198514-2***	195384-0
			---	Standard 180K	122889-7	---	---	---	---	---	---	---
	DGA700 DGA701	Triple notches	Canada Mexico Panama Colombia Ecuador	Toolless 180AK	123542-8	Toolless 125AK	123542-8	Standard 180CK	122914-4	D	198514-2****	197584-8
230mm	DGA900 DGA901	Triple notches	---	Standard 180AK	122939-8	Standard 180AK	122939-8	---	---	D	198514-2*****	195387-4
			Korea	Toolless 180KK	126632-6	---	---	---	---	D	198514-2*****	---
	DGA900 DGA901	Triple notches	---	Standard 230K	122891-0	---	---	Standard 230CK	122913-6	D	198379-2*** 198440-5 (EU)***	195384-0**
	---	---	---	Toolless 230K	122847-3	---	---	---	---	---	---	
230mm	DGA900 DGA901	Triple notches	Canada Mexico Panama Colombia Ecuador	Toolless 230AK	123543-6	Toolless 230AK	123543-6	Standard 230CK	122913-6	D	198509-5	197584-8**
			---	Standard 230AK	122938-0	Standard 230AK	122938-0	---	---	---	---	
	DGA900 DGA901	Triple notches	Korea	Toolless 230KK	126633-4	---	---	---	---	D	198510-0*****	195384-0**

Wheel guard for wire brush



For Models	Bearing box type	For wire cup brush		For wire bevel brush	
		Cup size	Part No.	Size	Part No.
100mm Angle grinder	Single notch	75mm	192454-6	85mm	192412-2
100mm Angle grinder 9500N 9500NB		75mm	122368-5	85mm	192003-9
115mm Angle grinder		90mm	193066-8	---	---

Side Grip and Loop handle for Angle Grinder



Angle grinder
*with bolt & wrench

Wheel size	Models	Markets	Thread size	Standard	Rubberized	Anti vibration	Loop handle
100mm	GA4030 GA4030R GA4031 GA4032 GA4034	---	M8	153504-2	158237-4	194514-0	---
	GA4030 GA4030R GA4031 GA4034 GA4040 GA4040C GA4041C 9553B 9553HB 9553HN 9556HB 9556HN 9556HP 9556NB 9556PB	---	M8	153489-2	158237-4	194514-0	---
	GA4050 GA4050R GA4051R	---	M8	---	158237-4	194514-0	---
	9500N	---	M8	152490-4	158237-4	194514-0	---
	GA4030	USA Canada	M8	153504-2	---	---	---

Grinding / Sanding

Wheel size	Models	Markets	Thread size	Standard	Rubberized	Anti vibration	Loop handle
115mm	GA4530 GA4530R GA4534	---	M8	153504-2	158237-4	194514-0	---
	GA4542C GA4543C	---	M8	---	158237-4	194514-0	---
	GA4540 GA4540C GA4540R GA4541 GA4541C GA4541R 9554HN 9557HN 9557HNR 9557HP 9564CV 9564CVR 9564CR 9564C 9561CVR 9561CR 9564HR 9564H 9554HN 9564P 9564PC 9564PCV	---	M8	153489-2	158237-4	194514-0	---
	GA4550 GA4550R GA4551R GA4552 GA4552R GA4553R	---	M8	---	158237-4	194514-0	---
	GA4530 GA4534	USA Canada	M8	153504-2	---	---	---
	9564P		M8	153489-2	---	---	---
	9564PC 9564PCV		M8	153489-2	158237-4	---	---
125mm	GA5010 GA5020 GA5020C GA5021 GA5021C	---	M8	153504-2	158237-4	194514-0	*194483-5
	GA5030 GA5030R GA5034 GA5040 GA5040C GA5040R GA5041C GA5041R GA5042C GA5043C 9555B 9555HN 9558HN 9558HNR 9558HP 9558NB 9558NBR 9565P 9558PB 9565CV 9565P 9565PC 9565PCV	---	M8	153489-2	158237-4	194514-0	---
	GA5050 GA5050R GA5051R GA5052 GA5052R GA5053R	---	M8	---	158237-4	194514-0	---
	9565C 9565CV 9565H	---	M8	152490-4	158237-4	194514-0	---
	9005B 9005BZ 9005N 9015B	---	M12	152492-0	---	---	---
	GA5010	USA Canada	M8	153504-2	---	---	---
	GA5020		M8	153504-2	158237-4	---	---
	GA5020C		M8	---	158237-4	194514-0	*194483-5
	GA5030		M8	153504-2	---	---	---
	9565PC 9565PCV		M8	153489-2	158237-4	---	---
150mm	GA6010 GA6011 GA6020 GA6020C GA6021 GA6021C	---	M8	153504-2	158237-4	194514-0	*194483-5
	GA6040 GA6040C 9566CV 9566PC	---	M8	153489-2	158237-4	194514-0	---
	GA6042C	---	M8	---	158237-4	194514-0	---
	9006N	---	M12	152492-0	---	---	---
	GA6010	USA Canada	M8	153504-2	---	---	---
	GA6020		M8	153504-2	158237-4	---	---
	GA6020C		M8	---	158237-4	194514-0	*194483-5
	GA6042C		M8	---	158237-4	---	---
	9566PC		M8	153489-2	158237-4	---	---



*with bolt, without grip

Wheel size	Models	Markets	Thread size	Standard	Rubberized	Anti vibration	Grip base for cutting operation
180mm	GA7911	---	M12	152492-0	---	---	---
	GA7010C GA7011C GA7012C GA7012C GA7050 GA7050R 9067 9617	---	M14	152539-0	---	194543-3	---
	GA7020 GA7020R GA7020S	---	M14	152539-0	---	194543-3	*194684-5
	GA7030 GA7030R GA7030S GA7031 GA7040 GA7040R GA7040S	---	M14	---	---	194543-3	*194684-5
	GA7060 GA7060R GA7061 GA7061R GA7062 GA7062R GA7063 GA7063R GA7064	---	M14	143486-6	---	194543-3	---
	GA7020 GA7021	USA Canada	M14	152539-0	---	---	*194684-5
	GA7050 GA7010C		M14	152539-0	---	---	---
GA7060 GA7061 GA7064		M14	143486-6	---	---	---	
230m	GA9010C GA9012C GA9050 GA9050R 9069 9069S	---	M14	152539-0	---	194543-3	---
	GA9020 GA9020R GA9020S	---	M14	152539-0	---	194543-3	*194684-5
	GA9030 GA9030R GA9030S GA9031 GA9040 GA9040R GA9040S	---	M14	---	---	194543-3	*194684-5
	GA9060 GA9060R GA9061 GA9061R GA9062 GA9062R GA9063 GA9063R	---	M14	143486-6	---	194543-3	---
	GA9020	USA Canada	M14	152539-0	---	---	*194684-5
	GA9060		M14	143486-6	---	---	---

Side Grip and Loop handle for Cordless Angle Grinder



*Applicable models: DGA402

**Applicable models: DGA452

Wheel size	Models	Markets	Thread size	Standard	Rubberized	Anti vibration
100mm	DGA402	---	M8	*153489-2	158237-4	194514-0
	DGA404 DGA405 DGA406 DGA408 DGA411 DGA412 DGA413 DGA414 DGA417 DGA418 DGA419 GA003G GA006G, GA011G, GA014G	---		---	158237-4	194514-0
115mm	DGA450 DGA452 DGA454 DGA455 DGA458	---	M8	**153489-2	158237-4	194514-0
	DGA456 DGA461 DGA462 DGA463 DGA464 DGA467 DGA468 DGA469 GA004G GA007G GA012G GA015G	---		---	158237-4	194514-0
	DGA454 DGA455 DGA458	Canada		---	158237-4	---
125mm	DGA504 DGA505 DGA506 DGA508 DGA511 DGA512 DGA513 DGA514 DGA517 DGA518 DGA519 GA005G GA008G GA013G GA016G	---	M8	---	158237-4	194514-0
	DGA504 DGA505 DGA508	Canada		---	158237-4	---
180mm	DGA700 DGA701	---	M14	143486-6	---	194543-3
230mm	DGA900 DGA901	---		143486-6	---	194543-3

Grinding / Sanding

Grip, Loop handle



*with bolt & wrench

Polisher / Sander / Concrete planer / Random orbit sander / Belt sander

	Models	Thread size	For polishing only without handgurd	standard	Rubbierized	Anti vibration	Loop handle	Front grip
Angle sander	SA4540C SA5040C	M8	---	153489-2	---	194514-0	---	---
	SA7000 SA7000C	M14	---	152539-0	---	194543-3	---	---
Angle sander	PK5001C	M8	---	152490-4	---	---	---	418507-6
	PK5011C	M14	---	152539-0	---	---	---	---
Disc sander	GV5010 GV6010 GV7000 GV7000C	M10	---	152491-2	---	---	---	---
	9218SB	M12	---	152492-0	---	---	---	---
Polisher	9237C	M8	---	153489-2	---	---	455292-0	---
	9237CB	M8	273514-4	152490-4	---	---	455293-8	---
Polisher	PV7001C	M10	273499-4	152491-2	---	---	---	---
	PV7000C	M10	273649-1	---	---	---	---	---
	9218PB 9218PBL	M12	---	152492-0	---	---	---	---
Stone polisher	PW5000C PW5001C	M8	---	152490-4	---	---	---	418507-6
Concrete planer	PC5000C	M8	---	---	---	---	194483-5*	---
	PC5001C	M8	---	---	---	---	---	273529-1
Random orbit sander	BO6040	M8	---	152490-4	---	---	---	---
	BO6050	M8	---	143328-4	---	---	---	---
	PO5000C PO6000C	M8	---	---	198043-5 198044-3 198045-1	---	---	---
Belt sander	9031	M8	---	152490-4	---	---	---	---

Cordless random orbit sander

	Models	Thread size	standard	Rubbierized	Anti vibration	Loop handle
Random orbit sander	DPO500 DPO600	M8	---	198043-5 / 198044-3 / 198045-1	---	---

Lock nut and Rubber pad for Angle grinders



Angle grinder & Cordless Angle grinder

Wheel size	Markets	Spindle thread	Rubber pad			Sanding lock nut		Lock nut wrench	
			Pad Size (mm)	Max. rpm	Parts No.	Size (mm)	Parts No.	Size	Part No.
100mm	---	M10 x 1.5	76	13,700	743009-6	30	224502-4	20	782401-1, 782420-7
100mm (9500N)	Guam, Hong Kong, Indonesia, Vietnam, Philippines, Thailand, Kuwait, Saudi Arabia	M10 x 1.25	76	13,700	743009-6	30	224501-6	20	782401-1
115mm	---	M14 x 2 (DIN)	100	12,000	743036-3	48	224515-5	28/35	782412-6 / 782407-9 782424-9 / 782423-1
	USA, Canada, Guam, Mexico, Dominica, Panama, Colombia, Ecuador	5/8"-11 UNC	100	12,000	743036-3	48	224517-1	28	782412-6 782424-9
125mm	---	M14 x 2 (DIN)	115	12,000	743015-1	48	224515-5	28/35	782412-6 / 782407-9 782424-9 / 782423-1
	USA, Canada, Guam, Mexico, Dominica, Panama, Colombia, Ecuador	5/8"-11 UNC	115	12,000	743015-1	48	234517-1	28	782412-6 782424-9
150mm	---	M14 x 2 (DIN)	125	10,950	743016-9	48	224515-5	28/35	782412-6 / 782407-9 782424-9 / 782423-1
	USA, Canada, Guam, Mexico, Dominica, Panama, Colombia, Ecuador	5/8"-11 UNC	125	10,950	743016-9	48	234517-1	28	782412-6, 782424-9
180mm - 230mm	---	M14 x 2 (DIN)	170	8,500	743012-7	48	224515-5	28/35	782412-6 / 782407-9
	USA, Canada, Guam, Mexico, Dominica, Panama, Colombia, Ecuador	5/8"-11 UNC	170	8,500	743012-7	48	234517-1	28	782412-6
	Korea	M16	170	8,500	743012-7	48	224523-6	28/35	782412-6 / 782407-9

Grinding / Sanding

Lock nut, Rubber pad and Hook & loop Pad for Sanding or Polishing



Models	Markets	Spindle thread	Rubber pad						Hook & loop Pad					
			pad			Sanding lock nut		Lock nut wrench		Pad type	Pad Size (mm)	Max. rpm	Parts No.	
			Pad Size (mm)	Max. rpm	Parts No.	Size (mm)	Parts No.	Size	Part No.					
Angle sander with water supply device	PK5011C	—	M14 x 2 (DIN)	115	12,000	743015-1	48	224515-5	28 / 35	782412-6 / 782407-9	—	—	—	—
		Canada, Mexico, Panama, Colombia	5/8"-11 UNC	115	12,000	743015-1	48	224517-1	28	782412-6	—	—	—	—
	PK5001C	—	M14 x 2 (DIN)	115	12,000	743015-1	48	224515-5	28 / 35	782412-6 / 782407-9	—	—	—	—
Angle sander / Disc sander / Sander-polisher / Polisher	SA4540C	Mexico, Panama, Colombia	5/8"-11 UNC	100	12,000	743036-3	48	224517-1	28	782412-6 / 782424-9	Hook & loop	105	8,000	743062-2
	SA5040C	—	M14 x 2 (DIN)	115	12,000	743015-1	48	224515-5	28 / 35	782412-6 / 782424-9 / 782407-9 / 782423-1	Hook & loop	115	8,000	743061-4 / 743060-6 (EU)
	SA7000 / SA7000C / GV7000	—	M14 x 2 (DIN)	170	8,500	743012-7	48	224515-5	28 / 35	782412-6 / 782407-9	—	—	—	—
	GV7000C / 9218SB	USA, Guam, Mexico, Panama, Colombia	5/8"-11 UNC	170	8,500	743012-7	48	224517-1	28	782412-6	—	—	—	—
	9207SPB / 9218PB / 9218PBL	Indonesia, Philippines, Thailand, Vietnam, China, Hong Kong, Taiwan, Vietnam	M16	170	8,500	743012-7	48	224523-6	28 / 35	782412-6 / 782407-9	—	—	—	—
	9237C / 9237CB / PV7001C / PV7000C	—	M14 x 2 (DIN)	170	8,500	743012-7	48	224515-5	28 / 35	782412-6 / 782407-9	Hook & loop	165	4,000	743053-3
		USA, Guam, Mexico, Panama, Colombia	5/8"-11 UNC	170	8,500	743012-7	48	224517-1	28	782412-6	Hook & loop	165	4,000	743052-5
Stone polisher	PW5000C / PW5001C	—	M14 x 2 (DIN)	—	—	—	—	—	—	—	Hook & loop	96	6,000	743080-0

Grinding Sanding

Plastic pad / Sponge pad for Disc sander GV6010 and GV5010



Models		Plastic pad							Sponge pad for PSA (Pressure Sensitive Adhesive)		
		Pad			Clamp screw		Countersunk washer		Pad Size (mm)	Screw thread	Parts No.
		Pad Size (mm)	Max. rpm	Parts No.	Size	Parts No.	Size (mm)	Parts No.			
Disc sander	GV5010	120	5,000	743025-8	M8x20	265812-0	35	253951-8	---	---	---
	GV6010	120	5,000	743025-8	M8x20	265812-0	35	253951-8	147	M8	743033-9

Lock nut wrench, Lock nut release socket







Lock nut wrench
Lock nut release socket
(Square drive :12.7mm)







Type	For Model	Size	Part No.
Lock nut wrench	All 100mm	20	782401-1
	All 100mm	20	782420-7
	115 / 125mm	35	782423-1
	115 / 125mm Models for North America	28	782424-9
	DIN&Old type	28	782412-6
	180 / 230mm	35	782407-9
Lock nut release socket	Models for North America	28	194306-7
	180 / 230mm	35	194305-9

Grinding / Sanding

Dust cover set / Dust collect cover / Protector

Model/ Item	Description	Part No.
PW5000C 	Dust cover set	194233-8
PW5000C, PW5001C 	Dust cover brush for PW5001C / Dust cover set P/N:194233-8	443121-9
PK5001C 	1-3 set Dust collect wheel cover set for offset dia wheel	195775-5
	2 Repair brush short	743333-7
	3 Repair brush long	743332-9
PK5011C 	Dust cover set	195773-9
PK5011C 	1-3 set Dust collect wheel cover set for offset dia wheel	195774-7
	2 Repair brush short	743333-7
	3 Repair brush long	743332-9
PK5011C 	Protector set	196028-5

Repair brush for Drywall sander or Concrete planer or Dust collect cover

Item	Description	Item	Part No.
	125mm(5") For models PC5000C & PC5001C	1+2	194921-7
		1	443144-7
		2	443145-5
	125mm(5") set For model PC5010C For dust collect cover 125mm(5") set P/N: 195236-5, 195237-3, 195238-1, 195239-9, 195250-1, 196575-6, 195774-7, 195775-5, 196587-9 and 191F81-2	1+2	196880-1
		1	743332-9
		2	743333-7
	180mm(7") For dust collect cover 180mm(7") set P/N: 195384-0, 195385-8, 197584-8, 195386-6, 195387-4 and 195388-2	1	743334-5
		2	743335-3
		1	140J85-5
	For model DSL800	2	140J86-3

Extension Handle, Holder, Belt set for DSL800



Description	Part No.
Extension Handle, Holder & Belt 3pcs set	199937-7

Tool Bag for DSL800



Part No.
195638-5

Insulated transformer

INPUT 220-240V OUTPUT 110-120V



Model No.	Part No.
PW5000C	P-46660

Lock nut for Concrete planer

Models	Markets	Spindle thread	Arbor size (mm)	Inner flange		Lock nut		Lock nut wrench	
				size	Parts No.	Size	Parts No.	Size	Part No.
PC5000C	---	M14 x 2 (DIN)	22.23	---	---	45	224554-5	35	782407-9
PC5001C	USA CANADA GUAM MEXICO PANAMA	5/8"-11 UNC	22.23	---	---	45	224568-4	28	782412-6
PC5010C	---	M14 x 2 (DIN)	22.23	42	224415-9	45	224554-5	35	782407-9
	USA CANADA	5/8"-11 UNC	22.23	45	224399-1	45	224568-4	28	782412-6

Dust cover attachment set




Model No.	Part No.
DGA404 DGA406 DGA408 DGA411 DGA413 DGA414 DGA417 DGA419 DGA454 DGA458 DGA461 DGA462 DGA463 DGA464 DGA467 DGA468 DGA469 DGA504 DGA506 DGA508 DGA511 DGA512 DGA513 DGA514 DGA517 DGA518 DGA519 DSC251	Dust cover L Dust cover R
455449-3 455450-8	
DGA700 DGA701 DGA900 DGA901	457620-5
GA4040/C, GA4041/C, GA4540/C/R, GA4541/C/R, GA4542/C, GA4543/C, GA5040/C/R, GA5041/C/R, GA5042/C, GA5043/C, GA6040/C/R, GA6042/C, PC5010C, SA4540C, SA5040C	4pcs. set
198719-4	
9562CH/CVH, 9564HR, 9565C/CR/CV/CVL/CVR/HR, 9566CV GD0800, GD0800C, GD0810C	3pcs. set
193903-6	
9564PCV, 9565PCV, 9566PCV, GD0801C, GD0811C	3pcs. set
195446-4	
GA5010, GA5020/C, GA6010, GA6020/C	2pcs. set
194482-7	
GA5021C, GA6011, GA6021C, GA7010C, GA7012C, GA9010C, GA9012C, PC5000C, PC5001C, SA7000, SA7000C	2pcs. set
193956-5	
GA7020/R/S, GA7021, GA7030/R/S, GA7031, GA7040/R/S, GA9020/R/S, GA9030/R/S, GA9031, GA9040/R/S	2pcs. set
194289-1	
GA7050/R, GA9050/R, GS5000, GS6000	2pcs. set
195059-1	
GA7060 GA7060R GA7061 GA7061R GA7062 GA7062R GA7063 GA7063R GA7064 GA9060 GA9060R GA9061 GA9061R GA9062 GA9062R GA9063 GA9063R	2pcs. set
197476-1	

Hook & loop pad

Use with pre-punched abrasive disc.



Model No.	Size	Type	Part No.
DPO500, DPO600, PO5000C, PO6000C	100mm	Hook & loop pad	197925-8
	125mm	Hook & loop pad	197922-4
	150mm	Hook & loop pad	197928-2
DBO140, DBO180, BO5030, BO5031, BO5040, BO5041	123mm	Hook & loop pad	197468-0
BO6050	130mm	Hard	For polishing
	150mm	Hard	For coarse sanding
	150mm	Soft	For general sanding
	150mm	Super Soft	For fine sanding

Model No.	Size	Type	Part No.
DSL800 	220mm	Soft	hook & loop pad (1+2 set) black
	210mm	Medium	hook & loop pad (1+2 set) gray
	210mm	Hard	hook & loop pad (1+2 set) gray

Grinding / Sanding

Felt pad

(For removing wax)
(Use with hook & loop type Backing pad)



Model No.	Disc dia. (mm)	Part No.
DPO500, DPO600, PO5000C, PO6000C	100	197916-9
DBO140, DBO180, DPO500, DPO600, BO5031, BO5041, PO5000C, PO6000C	125	196152-4
DPO500, DPO600, BO6030, BO6050, PO5000C, PO6000C	150	193288-0

Sponge pad

(Use with hook & loop type Backing pad)



Model No.	Size (mm)	Part No.
DPO500, DPO600, PO5000C, PO6000C	100	197912-7
DBO140, DBO180, DPO500, DPO600, BO5031, BO5041, PO5000C, PO6000C	125	794558-6
DPO500, DPO600, BO6050, PO5000C, PO6000C	150	197914-3
PV7001C, PV7000C	190	193470-1

Wool pad

(For high gloss polishing)
(Use with hook & loop type Backing pad)

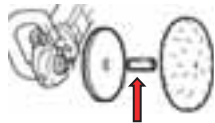


** (Use with Backing pad and Sleeve 18)

Model No.	Disc dia. (mm)	Part No.
DPO500, DPO600, PO5000C, PO6000C	100	197918-5
DPO500, DPO600, PO5000C, PO6000C	125	197920-8
BO5031, BO5041	140	794560-9
BO6030, BO6050, DPO500, DPO600, PO5000C, PO6000C	150	199424-6
9237C/CB, PV7001C, PV7000C	180	192629-7**

Sleeve 18

(For centering pads)



Model No.	Part No.
9237C/CB, 9227C/B, PV7001C, PV7000C, SA7000C	262542-4

Wool bonnet



Model No.	Size (mm)	Part No.
PV7000C, PV7001C, 9207SPB, 9218PB/L, 9227C/CB, 9237C/CB	180	794176-0

Head cover



Model No.	Part No.
9564CVL, 9565CVL, 9565CLR, PW5000C, PW5001C, PK5001C	417322-5
9237C/CB	455291-2
9227C/CB	417671-0
SA7000C, PK5011C	418529-6
SA4540, SA4542C, SA5040C	453378-4

Side handle set



Model No.	Part No.
DGD800, DGD801, GD0600, GD0601, GD0602, GD0800/C, GD0801C, GD0810C, GD0811C	192985-5

Vise holder set



Model No.	Part No.
GD0800/C, GD0801C, GD0810C, GD0811C	193141-0

Dressing stone



Model No.	Part No.
Die Grinder, Straight Grinder and Bench Grinder	741809-8

Collet cone, Collet nut and Wrench size



Model No.	Size	Collet cone	Collet nut	Wrench size
		Part No.	Part No.	

DC models

DGD800 DGD801	3mm	763669-8	763668-0	13mm 19mm
	6mm	763670-3		
	8mm	763671-1		
	1/8"	763672-9		
	1/4"	763673-7		

AC models

906 906H	3mm	763627-4	763240-8	10mm 17mm
	6mm	763620-8		
	1/8"	763626-6		
	1/4"	763625-8		
GD0600 GD0601	3mm	763627-4	763664-8	13mm x2
	6mm	763620-8		
	1/8"	763626-6		
	1/4"	763625-8		
GD0603	3mm	763627-4	763236-9	10mm x2
	6mm	763620-8		
	1/8"	763626-6		
	1/4"	763625-8		
GD0602	3mm	763669-8	763668-0	13mm x2
	6mm	763670-3		
	8mm	763671-1		
	1/8"	763672-9		
GD0800, GD0800C, GD0810C, GD0801C, GD0811C	3mm	763647-8	763645-2	13mm 19mm
	6mm	763646-0		
	8mm	763649-4		
	1/8"	763651-7		
	1/4"	763650-9		

Collet cone & nut set

GD0800, GD0800C, GD0810C, GD0801C, GD0811C	3mm	193011-3	13mm 19mm
	6mm	193012-1	
	8mm	192988-9	
	1/8"	193144-4	
	1/4"	193143-6	

Belt sander plate



Model No.	Steel plate	Cork rubber plate	Carbon plate
	*Include cork rubber plate	For use with Carbon plate or Steel plate.	
	Part No.	Part No.	Part No.
9401, 9402	342328-3	421093-8	423029-3
9403	*150980-1	421093-8	421648-9
9404	*151751-9	193202-6	193201-8
9924DB	341705-6	423035-8	423036-6
9902, 9903	*151749-6	193199-9	193197-3
9910, 9911	344586-7	---	---
9920	*151750-1	193200-0	193198-1

Grinding / Sanding

Stand set



Model No.	Part No.
9032	193618-5

Step



Model No.	Part No.
9401, 9402	342332-2

Belt sander stand



Model No.	Part No.
9404, 9902, 9903, 9920	193055-3
9924DB	STEX122299

Sanding shoe assembly



Model No.	Part No.
9404	193072-3
9902, 9903	193070-7

Clamp complete



Model No.	Part No.
9910, 9911	192694-6

Punch plate

For conventional type of abrasive paper without pre-punched holes



1. Punch plate 2. Abrasive paper without prepunched holes

Model No.	Material	Part No.
BO3710	METAL	192989-7
BO3710, BO3711	PLASTIC	194947-9
BO4900, BO4900V, BO4901, 9046	METAL	192523-3
BO4555, BO4556, BO4557, BO4558	PLASTIC	450066-4

Pad complete



Model No.	Description	Part No.
BO3700 BO3710, BO3711	For use with Abrasive paper or clamping type paper	194929-1
	For use with Hook & loop type paper	194930-6
BO4900, BO4900V, BO4901	For use with Abrasive paper or clamping type paper	193523-6
	For use with Hook & loop type paper	193521-0
9046	For use with Hook & loop type paper or clamping type paper	197469-8

Dust box assembly, Paper dust bag and Filter set Dust Bag



Model No.	Part No.
9046	152456-4
BO3710, BO3711	140115-2
DBO140, DBO180, BO4555, BO4556, BO4557, BO4558, BO4565, BO4566, BO5030, BO5031, BO5040, BO5041	135222-4
BO4900, BO4900V, BO6030	151517-7

Dust box assembly, Paper dust bag and Filter set

*w/o mark of origin



Model No.	Item	Part No.
DBO140, DBO180 BO4555, BO4556, BO4557, BO4558, BO4565, BO4566, BO5030, BO5031, BO5040, BO5041	Dust box assembly (with paper dust bag 1 pc)	135246-0
	Paper dust bag (5pcs./set)	194746-9
DBO140, DBO180 BO3710, BO3711, BO4555, BO4556, BO4557, BO4558, BO4565, BO4566, BO5030, BO5031, BO5040, BO5041	Dust box assembly (with Filter set (Non-woven fabric))	135327-0
	Filter set (5pcs./set) (Non- woven fabric)	*195133-5 195134-3

Paper dust bag holder & Paper dust bag



Model No.	Item	Part No.
9046, BO4900, BO4900V, BO6030	Paper dust bag holder (With paper dust bag 1 pc)	193525-2 193294-5 (EU)
	Paper dust bag (5pcs./set)	193526-0 193293-7 (EU)

Dust collection set/ kit for multi tools

Model	Dust collection set/ kit.		Cuffs size
	Dust collection set/kit.	Parts No.	
DTM40 DTM50	Dust attachment set	199621-4	22
DTM41 DTM51	Dust attachment set	199627-2	22
TM3000C	Dust attachment set	199618-3	22
TM3010C	Dust attachment set	199624-8	22

Sawing

Ring

(For 5/8" = 15.88 mm spindle)



*With milled edge.

Outer Dia. (mm)	Hole Dia. (mm)	Thickness (mm)	Per pkg.	Part No.
20	15.88	1.2	1	*B-20987
20	15.88	1.6	1	257019-2
20	15.88	1.8	1	*B-20993
25	15.88	4	1	257022-3
25.4	15.88	4	1	257060-5
30	15.88	1.2	1	*B-21004
30	15.88	1.8	1	*B-21010
30	15.88	3	10	A-87270
30	20	1.2	1	*B-21026
30	20	1.4	1	*B-21032
30	20	1.8	1	*B-21048
30	25	1.6	1	*B-21054
30	25.4	1.4	1	*B-21060
30	25.4	2.2	1	*B-21076

Holder

Model No.	item	Part No.
DLS110 DLS111 DLS112 LS1019 LS1019L		1 326978-2
		2 265786-5
		3 961015-1
DLS600 LS1030N LH1040 LH1040F		1 x2, 2 x2, set 192621-3
		1 322312-4
		2 265708-5
DLS713, DLS714, LS0714/F /FL/L		1 322312-4
		2 251887-5
LS0815FL		1 JM23000127
		2 JM23100013
LS1017L LS1018L		1 JM23100500
		2 JM23100013
LS1045		1 x2, 2 x2 set 192714-6
		1 322602-5
		2 251887-5
LS1219/L		1 327095-1
		2 265786-5
		3 961015-1
LS1221		1 x2, 2 x2 set 192673-4
		1 323726-0
		2 251887-5
LS1440		1 x1, 2 x1 3 x2, 4 x2 set 191239-7
		1 251804A5
		2 312511A6
		3 322027A3 4 924216-2
LS1040/F LH1040/F		1 123101-8
		2 911333-7
LH1201FL		1 JM23100500
		2 JM23300197

Vertical vise assembly & Horizontal vise assembly

Vertical vise assembly



Horizontal vise assembly



Model No.	Part No.
Vertical vise assembly	
DLS110, DLS111, DLS112, DLS211, DLS212, LS1019, LS1019L, LS1219, LS1219L	126617-2
DLS713, DLS714, LS0714, LS0714F, LS0714FL, LS0714L	122571-8
DLS600	122940-3
LS0815FL	JM23510009
LS1017L, LS1018L, LH1201FL	JM23100502
LS1030N, LS1221	192672-6
LS1040, LS1040F, LS1045, LH1040, LH1040F	192625-5
LS1040, LS1040F, LH1040, LH1040F	122536-0
LS1440	196041-3
Horizontal vise assembly	
DLS110, DLS111, DLS112, DLS211, DLS212, LS1019, LS1019L, LS1219, LS1219L, LS1221, LH1201FL	122470-4
DLS713, DLS714, LS0714, LS0714F, LS0714FL, LS0714L	122567-9
LS1017L, LS1018L	122930-6
LS1030N, LS1040, LS1040F, LS1045, LS1440, LH1040, LH1040F	122563-7

Crown molding stopper set



Model No.	Part No.
DLS110, DLS111, DLS112, DLS211, DLS212, LS1019, LS1019L, LS1219, LS1219L	192628-9
LS1030N, LS1040, LS1040F, LS1045, LH1040, LH1040F	192622-1
LS1221	192669-5

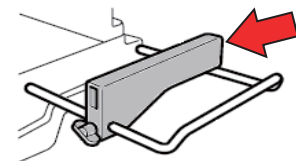
Sub plate



Model No.	Part No.
LS1040/ F	193471-9
LH1040/ F	122716-8

Set plate

(For uniform cutting width)



Model No.	Part No.
DLS600, DLS713, DLS714, LS0714 LS0714F LS0714L LS0714FL LS1030N LS1040 LS1040F LS1045, LH1040 LH1040F	122472-0
LS1221	122551-4

Model No.	Item	Part No.
LS1440		1 Set plate 312511-6
		2 Thumb screw M6X13 251804-5

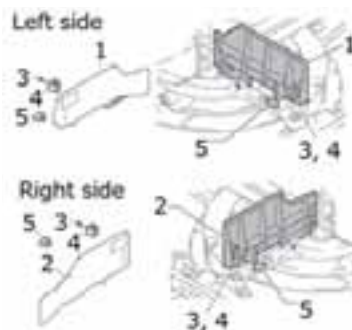
Sawing

Sub fence

*For USA, MEXICO COLOMBIA & PANAMA

**For CANADA

Model No.	Item	Part No.
DLS110 DLS111 DLS112 LS1019 LS1019L	1	144646-3 144643-9* 144644-7**
	2	144650-2 144647-1* 144648-9**
	3	266026-4
	4	457668-7
	5	251887-5
DLS211 DLS212 LS1219 LS1219L	1	144922-5 144921-7**
	2	144925-9 144924-1**
	3	266026-4
	4	457668-7
	5	251887-5



Rod 12 (Item No.1) / Holder assembly (Item No.2)



Model No.	Item	Part No.
DLS713, DLS714, LS0714/F/FL/L, LS1030N, LS1040/F, LS1045, LS1221	1	Rod 12 (L=2.1m 1pc)
DLS713, DLS714, LS0714/F/FL/L,	2	1 set
LS1030N, LS1040/F, LS1045, LH1040/F	2	1 set
LS1221	2	1 set

Guide rule

(Rip fence)



Model No.	Part No.
DCS550, DCS551, DCS553, DHS630, DHS660, DHS661, DHS680, DHS710, DHS711, DHS782, DHS783, DSS500, DSS501, DS5610, DS5611, 4191D, 5093D, 5094D, HS300D, 5005BA, 5007F/FA/MG/MGA/N/NB/NF, 5008MG/MGA, 5606B, 5704R, 5740NB, 5800NB, 5806B, HS6100, HS6101, HS6600, HS6601, HS7000, HS7010, HS7100, HS7101, HS7600, HS7601, HS7610, HS7611	164095-8
DRS780, 5377MG, 5477NB	165153-3
DSP600, DSP601, SP6000	165447-6
HS300D HS301D	195333-7
5017RKB, 5705R	165108-8
HS0600, N5900B, 5902B,	164367-1
5103R, 5104, 5104S, 5903R	165084-6
5103N, 5201N, 5201NA, 5402, 5402NA, 5430A, 5431A	164019-4
DRS780, 5377MG, 5477NB	165153-3

Hook set

* with screw



Model No.	Part No.
DHS780, DHS781, DHS782, DHS783	*199386-8
DHS660, DHS661	*199231-7
5477NB	125346-4

Rip fence assembly



Model No.	Part No.
2703	122556-4
2704, 2705	122740-1
2704, 2704N	122739-6
LF1000	122729-9
LH1040/F	122707-9
LH1201FL	JM23300008

Angle rule assembly (Miter gauge)



Model No.	Part No.
2703	122555-6
2704	122735-4
2705	122838-4
2704/N, 2705	199376-1
2712	JM27110005
LF1000	122730-4

Stand: A



Model No.	Part No.
2703, 2704/N 2705	194093-8

Stand: B



Model No.	Part No.
MLT100N, 2702, 2703	JM27000300

Stand: C

WST06



For Model	Part No.
All Slide Compound saw, Miter saw and Table Top Miter Saw	WST06
Bracket set (for WST06)	JM23610050 (EU)
Bracket set (for WST06)	JM23610051

Stand: D



For Model	Part No.
All Slide Compound saw, Miter saw and Table Top Miter Saw	WST05

A: Rear extension table, B: Left extension table



Model No.	Item	Description	Part No.
2704/N 2705	A	Rear Extension Table	194087-3
	B	Left Extension Table	194086-5

Guide rail



Overall length (m)	Part No.
1.0	199140-0
1.4	194368-5
1.5	199141-8
1.9	194925-9
3	194367-7

Repair parts guide rail	Part No.
Seat 10m set (For upper plastic tape repair)	194416-0
Rubber Seat 10m set (For lower rubber tape repair)	194417-8

Guide rail bag

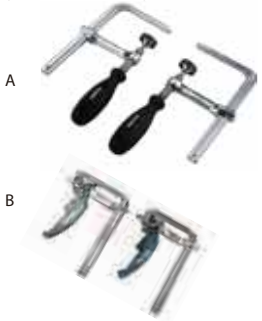
For 1.4m, 1.5m Guide rail



Part No.
B-57613

Clamp set

(Use with Guide rail)



Type	Part No.
A: Standard	194385-5
B: Quick	199826-6

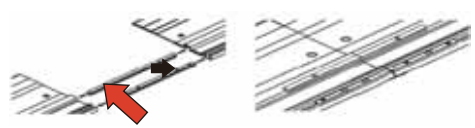
Bevel guide set

Adjustable angle of Guide Rail



Part No.
196664-7

Guide rail Joint connector 2pcs set

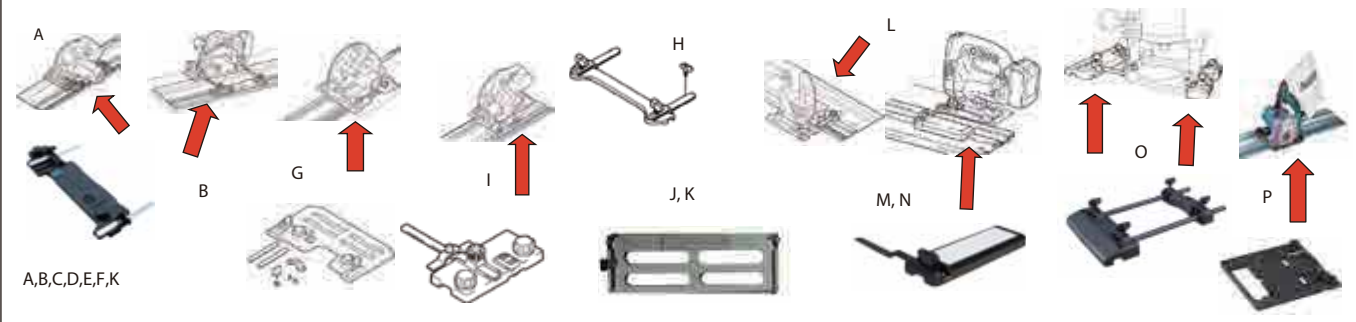


Part No.
198884-9
198885-7 (EU)

Guide Rail Adaptor

Items	A	B	C	D	E	F (L)	G	H	I	J	K	L (F)	M	N	O	P
	Circular saw												Jig saw		Router Trimmer	Cutter
Models	DHS710 HS7100 HS7101	DHS630 HS6100 HS6101	HS7601 HS7610 HS7611	DHS680	HS6600, HS6601	DHS630 DHS710 HS6100 HS6101 HS7100 HS7101	HS0600	5705R	DHS660 DHS661	5903R	5103R	DJV141, DJV142, DJV180, DJV181, DJV182	DJV141 DJV142 DJV180 DJV181 DJV182	JV102D JV103D	*DRT50 3612BR RP0900 RP0910 RP1110C RP1800 RP1800F RP1801 RP1801F RP2300FC RP2301F	4100KB, 4100NH2
Part No.	195837-9	195838-7	197005-0	196953-0	197462-2	197252-3 198570-2 (EU)	198566-3	192505-5	199232-5	192506-3	192507-1	197252-3	193517-1	198704-7	194579-2	198673-2
Conversion Part No.	Items B/C/D/E + 195840-0	Items A/C/D/E + 195841-8	Items A/B/D/E/F + 196994-6	Items A/B/C/E/F + 196954-8	Items A/B/C/D/F + 197463-0	Items C/D/E + 195840-0 + 195841-8	X					Items A,B,C,D,E + 347393-7	Item N + Bolt M5X10 922207-7	Item M + Bolt M4X8 922107-1	X	

* Use with Plunge base assembly (P/N:195563-0 EU:196094-2)



Sawing

Dust nozzle

(Vacuum head)
Please see Suction system chart.



Model No.	Part No.
DJV180, 4350T/CT/FCT, 4351T/CT/FCT	417853-4
DJV141, DJV142, DJV181, DJV182	126331-0

Dust cover & Dust nozzle

Dust cover



Dust nozzle

Model No.	Item	Part No.
JV102D, JV103D	Dust cover	458191-5
	Dust nozzle	457801-1

Anti-splintering device

(For cleaner cuts)



Model No.	Part No.
DJV141, DJV142, DJV180, DJV181, DJV182, JV100D, JV101D, JV102D, JV103D, JV143D, JV183D, 4304, 4326, 4327, 4329, 4350T/CT/FT/FCT, 4351T/CT/FCT, JV0600	192557-6
4326, 4327, 4328	416477-3

Cover plate



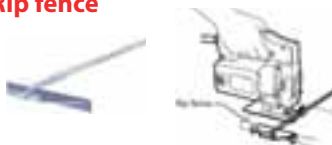
Model No.	Part No.
DJV141, DJV142, DJV180, DJV181, DJV182, JV100D, JV101D, JV143D, JV183D	417852-6
JV102D, JV103D	457867-1

Guide rule set



Model No.	Part No.
DJV141, DJV142, DJV180, DJV181, DJV182, 4350T/CT/FCT, 4351T/CT/FCT	193516-3
JV100D, JV101D, JV102D, JV103D, JV143D, JV183D, 4326/M, 4327/M, 4328, 4329, JV0600	192732-4

Rip fence



Model No.	Part No.
4300BA, 4300BV	164113-2

Circular guide assembly



Model No.	Part No.
4300BA, 4300BV, 4301SB	123030-5

Blade clamp assembly

(For use of 6.35mm universal shank blades)



Model No.	Part No.
4300BA, 4300BV	132276-260

Blade clamp conversion kit

Toolless blade clamp ⇒ Bolted blade clamp

Model No.	Part No.
JR3060T, JR3070CT	195413-9

Extension table set



Model No.	Part No.
LB1200F	JM21000300

Circular cutting attachment set



Model No.	Part No.
LB1200F	JM21000320

Belt sanding attachment set

Use a sanding belt that is 2240 mm long and 20 mm wide or less.



Model No.	Part No.
LB1200F	JM21000330

Planing / Routing

Blade gauge assembly



Model No.	Part No.
1804N,1805N	191C19-9
DKP180, DKP181, KP0800, KP0810/C, N1900B, N1923B, 1002BA, 1100/N, 1902, 1911B, 1912B	123062-2
1804N,1805N	123009-6
2012NB	762016-0

Socket wrench 9



Model No.	Part No.
DKP180, DKP181, KP312, KP0800, KP0810/C, N1900B, N1923B, 1002BA, 1100, 1804N, 1805N, 1806B, 1902, 1911B, 1912B	782209-3
2012NB	782203-5

Set plate

*2 per pkg.



Model No.	Part No.
DKP180, DKP181, KP0800, KP0810/C, N1900B, N1923B, 1100, 1902	*193540-6
	A-86175

Sharpening holder assembly & Dressing stone

Sharpening holder assembly



Model No.	Part No.
DKP180, DKP181, KP0800, KP0810/C, N1900B, N1923B, 1100, 1902	191C17-3 123004-6
1600	123007-0
1804N, 1805N, 1806B	123006-2
1002BA, 1911B 1912B	123055-9



Dressing stone

For HSS planer blade



Size(mm)	Grit	Part No.
150	WA1200	794061-7
150	GC1200	D-17756
180	WA1200	794060-9
150	1200	741802-2

Edge fence (Guide rule)

*with screw



Model No.	Part No.
1100	161046-2
1100N	*193617-7
1804N,1805N	*191454-3
N1900B, N1923B, 1911B	*191455-1
N1900B, N1923B, KP0800, DKP180	*195055-9
1911B, 1923H	165259-7
DKP181, KP0810/C	191C23-8
1600	123032-1
1806B	*123053-3
N1900B, N1923B, KP0800, DKP180, DKP140	*123060-6


Extension guide set



Model No.	Part No.
DKP180, DKP140, 1911B, N1900B, N1923B, KP0800	191725-8

Chamfering rule assembly

*2pcs set



Model No.	Part No.
KP0810/C	122791-4
DKP181	*191C22-0

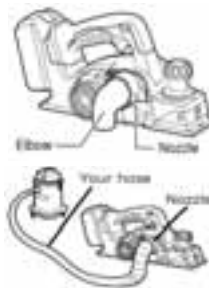
Depth guide



Model No.	Part No.
DKP181, KP0810/C, N1923B	342390-8

Nozzle assembly

(Non-clogging chip deflection in desired direction)



Model No.	Item	Part No.
DKP180, KP0800	Nozzle	451329-1
	Elbow (use with Nozzle)	191C20-4 416368-8
DKP181, KP0810/C	Elbow	191C20-4 416368-8
1804N	Nozzle	STEX122198
1805N	Nozzle	JPA122197
N1900B, N1923B	Nozzle	JPA122194
KP312/S	Nozzle	193733-5

Triangular rule



Model No.	Part No.
1600, 1806B, 1923H, KP312/S	762001-3

Hood set

Outer dia. 76 mm



Model No.	Part No.
2012NB	193036-7

Magnetic holder



Model No.	Part No.
2012NB	762014-4

Dust cover



Model No.	Part No.
DCO180, 3706	193449-2

Circular guide set



Model No.	Part No.
3706	193448-4

Planing / Routering

Collet cone & Collet nut



Model No.	Wrench size	Collet cone		Collet nut
		Size	Part No.	Part No.
DCO180	17mm	3mm	763679-5	763675-3
		6mm	763678-7	
		1/8"	763677-9	
		1/4"	763676-1	
		1/4"	*197038-5	



Model No.	Wrench size	Collet cone		Collet nut
		Size	Part No.	Part No.
3706	17mm	6mm	763607-0	763606-2
		1/8"	763660-6	
		1/4"	763608-8	

Collet corn / Collet nut

Trimmer



* For Brazil, Argentina & Chile

Model No.	Wrench size	Collet cone		Collet nut
		Size	Part No.	Part No.
3700B, 3701, 3703, 3707/F/FC, 3708/F/FC, 3709*, 3710*	10mm	6mm	763607-0	763606-2
	17mm	1/4"	763608-8	
3703, 3709, 3710	10mm	6mm	763662-2	763661-4
	17mm	1/4"	763663-0	
DRT50, RT0700C	13mm 22mm	6mm	763636-3	763615-1
		8mm	763618-5	
		1/4"	763637-1	
		3/8"	763619-3	

Router



*with header & poly bag

Model No.	Wrench size	Collet cone		Collet nut
		Size	Part No.	Part No.
3600H, 3612, 3612BR, 3612C	13mm 24mm	12mm	763628-2	763629-0
		1/2"	763622-4	
RP0900	13mm 22mm	6mm	763636-3	763615-1
		8mm	763618-5	
		1/4"	763637-1	
		3/8"	763619-3	
RP0910, RP1110C	17mm	6mm	*193180-0	763652-5
		8mm	*193178-7	
RD1101, RF1100, RF1101, RP1101	27mm x2	1/4"	*193214-9	763674-5
		1/2"	*193215-7	
RP1800, P1800F, RP1801, P1801F, RP230FC, RP231FC	24mm	12mm	763628-2	763674-5
		1/2"	763622-4	

Sash router



Model No.	Wrench size	Collet cone		Collet nut
		Size	Part No.	Part No.
4403	10mm 17mm	6mm	763662-2	763661-4
		1/4"	763663-0	

Collet sleeve



Model No.	Collet size	Bit size	Part No.
RP1800, RP1800F RP1801, RP1801F RP2300FC, RP2301FC 3600H, 3601B 3612, 3612BR 3612C	1/2"	1/4"	763803-0
	1/2"	3/8"	763805-6
	1/2"	10mm	763806-4
	12mm	6mm	763801-4
	12mm	8mm	763804-8
	12mm	10mm	763807-2
	12mm	1/4"	763808-0

Templet guide (Metric size)

*for fast production of complicated shapes by using templet

**DRT50, RT0700C : Use with Plunge base assembly

Model No.		A (mm)	B (mm)	C (mm)	Part No.	
DRT50 3707/F/FC, 3708/F/FC, 3709, 3710 N3701, RT0700C,		8	10	9.5	*343577-5	
	DRT50** 3612BR, RP0900, RP1800/F, RP1801/F, RP2300FC, RP2301FC, RT0700C**		7.7	9.5	11.5	164379-4
		9	11	13	164775-6	
		10	12	9	164388-3	
11		12.7	13	164776-4		
14		17	20	165366-6		
14.5		16	13	344364-5		
18		20	13	164393-0		
22		24	13	165364-0		
24		27	13	164470-8		
25		29	15	163080-8		
RP0910, RP1110C		37	40	13	164471-6	
	37	40	13	164472-4		
	7.7	9.5	11.5	193330-7		
	9	11	11.5	193331-5		
	10.5	12	14	193332-3		
	11	12.7	11.5	193333-1		
	14	17	20	165365-8		
	14.5	16	11.5	193334-9		
	18	20	13	193335-7		
	22	24	13	193340-4		
	24	27	13	193336-5		
	25	29	13	193337-3		
	27	30	13	193338-1		
	37	40	13	193339-9		

Templet guide (Metric size)

Model No.		A (mm)	B (mm)	C (mm)	Part No.
3600H, 3601B		7.7	9.5	8	323448-2
	9	11	5	323023-4	
	11.1	12.7	14.3	321472-9	
	10.9	12.7	8	323449-0	
	14	16	8	323018-7	
	14	16	14.5	321308-2	

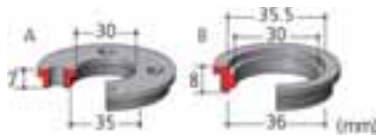
Templet guide (Inch size)

Model No.		A	B	C	Part No.
RF1100, RF1101, RD1100, RD1101, RP1100, RP1101		57/64"	1"	7/16"	193235-1
	21/32"	3/4"	9/16"	193261-0	
	11/32"	7/16"	5/32"	193262-8	
	13/32"	1/2"	5/16"	193263-6	
	9/32"	3/8"	5/16"	193264-4	
	5/8"	54/64"	9/16"	193265-2	
	17/32"	5/8"	9/16"	193266-0	
	1/4"	5/16"	5/32"	193267-8	

Planing / Routing

Templet guide adapter 30

(For B & D, Porter-Cable two-piece templet guide)



Nut M30
Part No. 252627-4

Templet guide adapter 30
Type A or Type B

Templet guide 25
Part No. 321812-1



Plunge base assembly (P/N:195563-0 (EU:196094-2)) is also necessary.

Model No.	Type	Part No.
DRT50**, 3612BR, RP0900, RP1800/F, RP1801/F, RP2300FC, RP2301FC, RT0700C**	A	321492-3
3600H, 3601B	B	321493-1

Base for DRT50 & RT0700C

Able to meet a wide range of needs with the Motor unit and the following various attachments

Item.	Per pkg.	Part No.
-------	----------	----------

Trimmer base assembly	1	196612-6 EU:196613-4
	12	196614-2 EU:196615-0

Trimmer base plate	1	454842-8
--------------------	---	----------

Grip attachment set	1	196924-7
---------------------	---	----------

Trimmer base assembly clear	1	199092-5 EU:199089-4
	4	199090-9 EU:199091-7

Plunge base assembly Optional Fine adjusting straight guide can be used.	1	195563-0 EU:196094-2
	4	195815-9 EU:196098-4

Plunge base plate	1	450819-1
-------------------	---	----------

Tilt base assembly Tilting capacity: -30° to 45°	1	198985-3 EU:198987-9
	12	198986-1 EU:198988-7

Tilt base plate	1	413150-6
-----------------	---	----------

Offset base assembly Able to trim close to wall and tight corners with a bit set in offset position. Distance 18.5mm from the edge to the center of bit	1	196922-1 EU:195562-2
	4	196921-3 EU:195814-1

Item.	Per pkg.	Part No.
Offset base plate	1	413148-3

Grip attachment
Offset base plate (P/N:413148-3) and countersunk head screw M4x10 are also necessary.

Grip attachment	1	318685-1
-----------------	---	----------

Trimmer base assembly

A: Transparent base



B: For chamfering



Model No.	Type	Part No.
3700B, N3701, 3703, 3704, 4403	-	122202-9
	A: Transparent base	122238-8
	B: For chamfering	STEX122390
3703, 4403	B: For chamfering C: Fine depth adjustment	STEX122418
	A: Transparent base	122655-2
3707/F/FC, 3708/F/FC	B: For chamfering	193904-4
	A: Transparent base C: Fine depth adjustment	194267-1
3709, 3710	A: Transparent base	194268-9
	B: For chamfering C: Fine depth adjustment	194269-7
	B: For chamfering	194270-2
	B: For chamfering	194270-2

Trimmer shoe

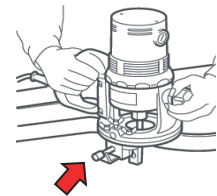
(Enables accurate chamfering and other edge works)



Model No.	Part No.
3707/F/FC, 3708/F/FC, N3701, 4403	155263-4

Trimmer guide assembly

* Use with Plunge base assembly



Model No.	Part No.
3707/F/FC, 3708/F/FC, 3709, 3710, N3701, RT0700C	122703-7
3600H, 3601B	122343-1
3612BR, RP1800/F, RP1801/F, RP2300FC, RP2301FC	123022-4
*DRT50, RP0900, *RT0700C	STEX122385

Planing / Routing

Straight guide assembly

(Straight guide)

A: Straight guide with micro adjustment



* Use with Plunge base assembly (P/N:195563-0 EU:196094-2)

Model No.	Type	Material	Part No.
3707/F/FC, 3708/F/FC, N3701, 4403, RT0700C, DRT50	-		122391-0
3709, 3710	-		122704-5
3600H, 3601B	-		123029-0
3705	-		341947-2
3612BR, RP1800/F, RP1801/F, RP2300FC, RP2301FC	-		342428-9
RP0900, RP0910, RP1110C, *RT0700C	-		164834-6
RF1100, RF1101, RD1100, RD1101, RP1100, RP1101	-		193073-1
3612BR, RP0900, RP0910, RP1110C, RF1100, RF1101, RD1100, RD1101, RP1100, RP1101, RP1800/F, RP1801/F, RP2300FC, RP2301FC, *RT0700C	A	Steel	193312-9
*DRT50, RP1800/F, RP181/F, RP2300FC, RP2301FC, RP0900, RP0910, RP1110C, *RT0700C	A	Aluminum w/o mark of origin	195136-9

Guide holder assembly



Model No.	Part No.
3612BR	122256-6
RP1800/F, RP1801/F, RP2300FC, RP2301FC	122700-3

Sash router base assembly



Model No.	Part No.
N3701, 4402, 4403	JPA122201

Oil supply 100 mL (chain oil)



Model No.	Part No.
7104L	182229-1

Knob 55 complete



Model No.	Part No.
3612BR, RP1800/F, RP1801/F, RP2300FC, RP2301FC	158980-5

Base protector complete

Model No.	Part No.
3707/F/FC, 3708/F/FC	153586-4

Angle guide for plate joiner



Model No.	Part No.
DPJ180, PJ7000	123149-0

Set plate for plate joiner

To center joiner blade on 12mm stock while using pivoting fence



Model No.	Part No.
DPJ180, PJ7000	415579-2

Biscuit for plate joiner (100 pcs. in set)

- Premium quality
- Select cut size
- High strength
- Finely ground edges
- Compressed beachwood



Model No.	Type	LxW(mm)	Part No.
DPJ180, PJ7000	#0	47 x 15	A-16922
	#10	53 x 19.5	A-16938
	#20	60 x 23.5	A-16944

Lock nut wrench for plate joiner

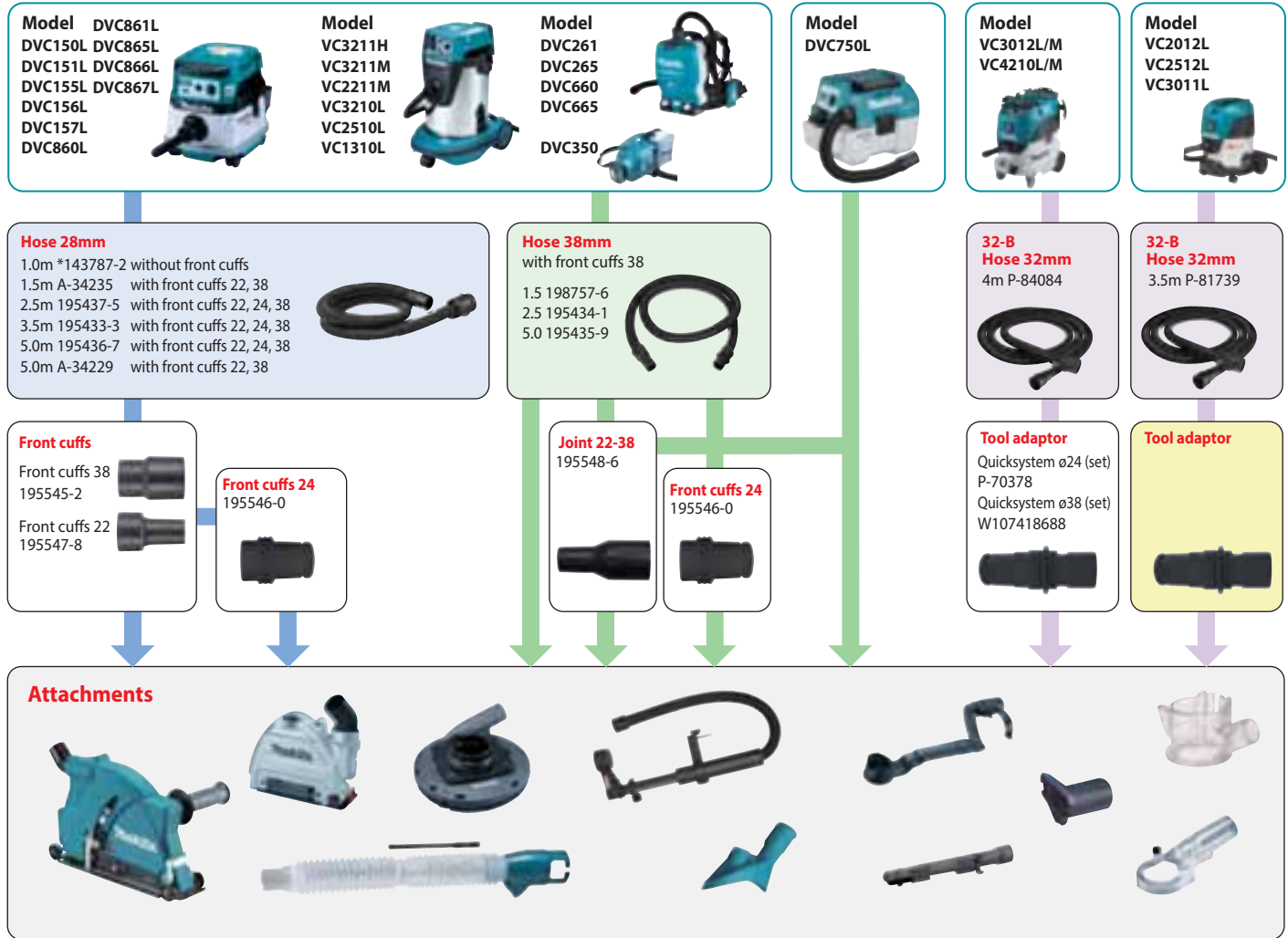


Model No.	Part No.
DPJ180, PJ7000	782401-1

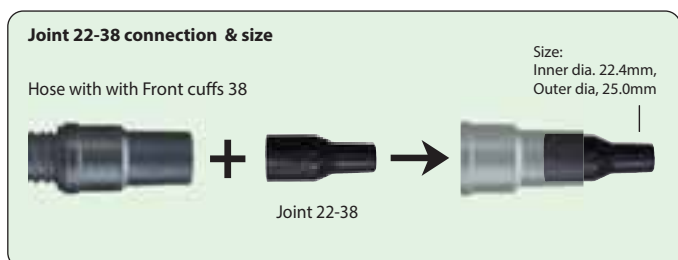
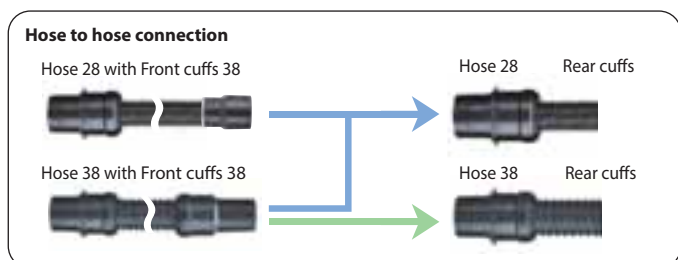
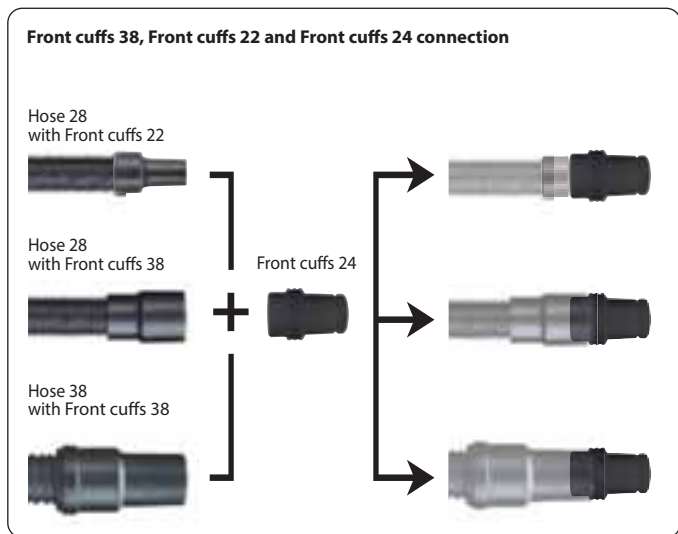

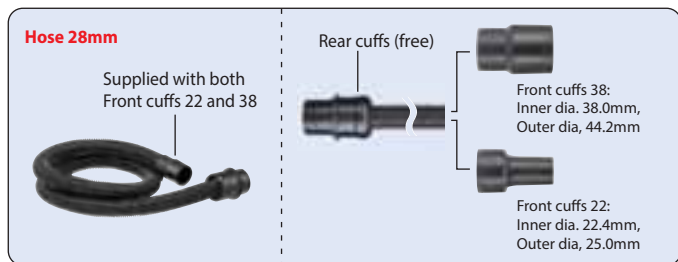
Vacuum Cleaner System charts

For Dust Collecting

















*for Model DVC261, DVC265, DVC660, DVC665 only



Front cuffs, Joint & Hose Connection



System charts

<p>A</p>  <p>W/ Ø28mm Hose</p> <p>Model VC3211H VC3211M VC2211M VC3210L</p> <p>W/ Front cuffs</p>  <p>38 24 22</p>	<p>B</p>  <p>W/ Ø28mm Hose</p> <p>Model VC2510L DVC155L VC1310L DVC156L DVC861L DVC865L DVC866L</p> <p>W/ Front cuffs</p>  <p>38 24 22</p>	<p>C</p>  <p>W/ Ø28mm Hose</p> <p>Model DVC350</p> <p>W/ Front cuffs</p>  <p>38 24 22</p>	<p>D</p>  <p>W/ Ø38mm Hose</p> <p>Model DVC860L DVC150L DVC861L DVC151L DVC864L DVC157L DVC750L</p> <p>W/ Joint 22-38</p> 	<p>E</p>  <p>W/ Ø28mm Hose</p> <p>Model DVC261 DVC265 DVC660 DVC665</p> <p>W/ Front cuffs</p>  <p>38 24 22</p>	<p>F</p>  <p>W/ Ø32mm Hose</p> <p>Model VC2012L VC2512L VC3011L</p> <p>W/ Tool adapter 24</p>  <p>P-81745</p> <p>Adapter 38 (option)</p>  <p>P-70421</p>	<p>G</p>  <p>W/ Ø32mm Hose</p> <p>Model VC3012L VC4010L VC3012M VC4010M</p> <p>W/ Tool adapter 24</p>  <p>P-70378</p> <p>38</p>  <p>W107418688</p>
---	---	--	---	---	---	---

Demolition hammer & Rotary hammer




Model	Operation mode	Dust collector and Dust cup		Cuffs size
		Type	Parts No.	

*grip base for dust cup is also necessary

Electric breaker	HM1304/B, HM1306, HM1307C/CB, HM1317C/CB, HM1303C/CB, HM1400, HM1500/B, HM1801, HM1802, HM1810, HM1812	---	W/o Hose	197168-2	Hose 28 without cuffs
		---	W/ Hose	197148-8	Cuffs 24 or Cuffs 38
Demolition hammer	HM0830/T, HM0870C, HM0871C, HM1101C, HM1111C, HM1201, HM1203C, HM1205C, HM1213C, HM1214C	---	W/o Hose	199143-4	Hose 28 without cuffs
		---	W/ Hose	199144-2	Cuffs 24 or Cuffs 38
Rotary hammer	DHR400, HR4013C, HR4003C	Drilling / Hammer	-	199142-6	Cuffs 22
	HR5212C, HR5202C	Drilling / Hammer	-	196858-4	Cuffs 22
	HR4511C, HR4510C, HR4501C, HR4011C, HR4010C, HR4002, HR4001C	Drilling / Hammer	-	196074-8	Cuffs 22
Rotary hammer	DHR400, HR5212C, HR5202C, HR4511C, HR4510C, HR4501C, HR4011C, HR4010C, HR4002, HR4001C, HR4013C, HR4003C, HR4041C, HR4030C, HR4013C, HR4003C, HR3541C	Hammer	W/ Hose	199144-2	Cuffs 24 or Cuffs 38
			W/o Hose	199143-4	Hose 28 without cuffs
Rotary hammer	HR140D, HR166D, DHR164, DHR165, DHR171, DHR182, DHR263, DHR264, HR2020, HR2022, HR2230, HR2460/F, HR2470/F/FT/T, HR2475, HR2800, HR2811F/FT, HR2810/T	Drilling	Dust collector set	193472-7	Cuffs 22
	*HR140D, *HR166D, *DHR164, *DHR165, *DHR171, *DHR182, *DHR202, *DHR241, *DHR262, DHR263, *HR1830, *HR1840, *HR1841F, *HR2230, HR2460, *HR2460F, HR2470/F, HR2475, HR2800, HR2810, HR2811F	All	Dust cup set	198362-9	Cuffs 22
Rotary hammer	DHR282, DHR280, DHR242, HR2663, HR2661, HR2653, HR2652, HR2651, HR2650, HR2641, HR2631F, HR2630, HR2601F, HR2601, HR2600, HR2300, DHR243, DHR281, DHR283, HR2631FT, HR2630T, HR2320T, HR2300T	All	Dust cup set	195173-3	Cuffs 22
		All	Dust cup set	195179-1	Cuffs 22

Circular saw and Plunge Cut Circular Saw

*Inner flange is also necessary.
**with shortlever




* not needed
Front cuffs 24

Model	Dust nozzle set and Joint set		Cuffs
	Description	Parts No.	
DHS630	Dust nozzle set	194314-8	Cuffs 22
DHS660, DHS661	Dust nozzle set	199230-9	Cuffs 24
DHS680	Dust nozzle set	196961-1	Cuffs 24
DHS711	Dust nozzle set	196843-7	Cuffs 24
DHS710, DHS780, DHS781, DHS782, DHS783, HS6601, HS7010, HS7601, HS7610, HS7611, HS7000, HS7600, HS6600	Dust nozzle set	197221-4** / 196520-1	Cuffs 24
DHS900, DHS901 HS003G, HS004G	---	---	Cuffs 24
DSP600, DSP601, SP6000	---	---	Cuffs 24
DSS501	Dust nozzle set	194415-2	Cuffs 22
DSS611	Dust nozzle set	199460-2	Cuffs 22
5007F, 5007FA, 5007NB	Dust nozzle set	199711-3	Cuffs 24
5007MGA, 5007MG	Dust nozzle set	199968-6** / 199716-3	Cuffs 24
5007N, 5007NF	Dust nozzle set	199712-1**	Cuffs 24
5008MG, 5008MGA	Dust nozzle set	194489-3	Cuffs 38
5017RKB	---	---	Cuffs 38
5103R	Joint (W/O screw) Joint set (W / screw x2)	415426-7 / 192419-8	Cuffs 38
5104, 5104S	Joint set	199427-0	Cuffs 38
5143R	Joint	192490-2	Cuffs 38
N5900B, 5902B	Joint set	193068-4 / 193823-4	Cuffs 38
5903R	Joint set	192419-8	Cuffs 38
HS0600	Dust nozzle set	198263-1 / 198265-7**	Cuffs 24
HS6100, HS6101, HS7100, HS7101	Dust nozzle set	195801-0	Cuffs 24



Angle grinder to diamond wheel



Model	Dust collection wheel guard for diamond wheel		Cuffs
	Wheel guard type	Parts No.	
100mm Triple notches bearing box models	A	198414-6	Cuffs 22
	C	199294-3	Cuffs 38
100mm Single notch bearing box models	A	198413-8	Cuffs 22
	C	199295-1	Cuffs 38
9500NB N9500N	C + Rubber sleeve	192212-0 + 192202-3	Cuffs 22
	A	198416-2	Cuffs 22
115-125mm Triple notches bearing box models	C	196845-3	Cuffs 38
	A	198415-4	Cuffs 38
115-125mm Single notch bearing box models	B	192968-5 192972-4	Cuffs 38
	C	196846-1	Cuffs 38
180mm Triple notches bearing box without brake models and with brake models	D	198514-2 (M14 spindle) 198514-2* (5/8" spindle) 198514-2* (M16 spindle)	Cuffs 38
	B	194303-3	Cuffs 38
230mm Triple notches bearing box without brake models and with brake models	D	198379-2 (M14 spindle) 198440-5(EU) 198509-5 (5/8" spindle) 198510-0 (M16 spindle)	Cuffs 38
	B	194044-1	Cuffs 38
230mm Single notch bearing box models	D	198380-7 (M14 spindle) 198511-8 (5/8" spindle) 198380-7* (M16 spindle)	Cuffs 38
	B	194044-1	Cuffs 38
























Angle grinder to cup diamond wheel




















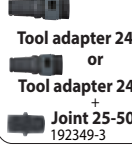




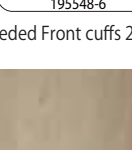




Model	Dust collection wheel guard for cup diamond wheel		Cuffs
	Wheel saiz	Parts No.	
115-125mm Triple notches bearing box models	115-125mm	195238-1 195239-9(EU) 196575-6	Cuffs 38
		195236-5 195237-3 195250-1	Cuffs 38
180-230mm Triple notches bearing box models	180mm	195384-0 195385-8 197584-8	Cuffs 38
		195386-6 195387-4 195388-2	Cuffs 38

Dust Extraction

System charts

For Model	Suction Systems and Part No.
Belt Sander 9032 	Dust nozzle assembly 122652-8 
Belt Sander 9031 	
Finishing Sander 9046, BO3700, BO3710, BO3711, BO4900/V, BO4901, BO4555, BO4556, BO4565, BO4566, BO4557, BO4558  	
Random Orbit Sander BO5012, BO5030, BO5031, BO5040, BO5041, BO6030, BO6040, DBO140, DBO180 	
Multi Tool DTM50, DTM40 ————— 199621-4 TM3000C ————— 199618-3 TM3010C ————— 199624-8 DTM51, DTM41 ————— 199627-2  	Dust attachment set 
Belt Sander 9404, 9902, 9903, 9910, 9911, 9920, 	
Random Orbit Sander BO6050 	front cuffs24 195546-0 
Cordless Drywall Sander DSL800 	
	Joint 22-38 195548-6 
	front cuffs 22 
	Tool adapter 24* or Tool adapter 24 + Joint 25-50 192349-3 
	front cuffs 22 
	Joint 22-38 195548-6 
	front cuffs 22 

* not needed Front cuffs 24





















For Model	Suction Systems and Part No.
Jig Saw JV100D, JV143D, JV183D, 4326, 4327, 4328, 4329, JV0600  	
Jig Saw DJV180, 4350T/CT/FCT, 4351T/CT/FCT  	Dust Nozzle 417853-4 
	
	
	
Cordless Jig Saw DJV181, DJV182 ————— 126331-0 DJV102D, JV103D ————— 457801-1  	Dust nozzle assembly  + Front cuffs 24 195546-0 
	
	
Slide Compound Saw LS1019/L, LS1219/L 	Front cuffs 24 195546-0 
	
	
Cordless Slide Compound Miter Saw DLS110, DLS111, DLS112, DLS211, DLS212 	Front cuffs 24 195546-0 
	
	
	Tool adapter 24* or Tool adapter 24 + Joint 25-50 192349-3 
	
	Joint 22-38 195548-6 
	
















* not needed Front cuffs 24

Dust Extraction














Items of standard equipment and specifications may vary by country or area.

For Model	Suction Systems and Part No.
Angle Cutter 4112H 4112HS 4114 4114S 	Elbow joint 32 192613-2   Front cuffs 38
Dustless Cutter 4100KB 	 Front cuffs 38
Cutter With Dust Collection 4157KB 	 Front cuffs 38
Wall Chaser SG1251, SG1250 	 Front cuffs 38
Concrete Planer PC5000C, PC5001C PC5010C 	 Front cuffs 38
Belt Sander 9924DB 	Joint 32 192518-6   Adapter 38
Belt Sander 9403, 9921 	Joint 32 192349-3   Tool adapter 38
Wheel Sander 9741 	Joint 410899-9   Tool adapter 38


For Model	Suction Systems and Part No.
Cordless Slide Compound Miter Saw DLS713 DLS714 	 Front cuffs 38
Slide Compound Saw LS0714/F/FL/L LS0815F/FL LS1016L LS1017L LS1018/L LS1216/L 	 Front cuffs 38
Miter Saw LS1030N, LS1440 	 Front cuffs 38
 Front cuffs 38	
Compound Miter Saw LS1040/F, LS1045, LS1221 	 Front cuffs 38
Cordless Compound Miter Saw DLS600 	 Adapter 38
Flip Over Saw LF1000 	 Tool adapter 38
Table Top Miter Saw LH1040/F LH1201FL 	 Tool adapter 38




System charts

For Model	Suction Systems and Part No.
Table Saw 2704N, 2705 	Joint 419093-0 
Table Saw 2703 	Joint 55 192799-2 
Table Saw MLT100N 	Dust port JM27000090 
Table Saw 2712 	
Band Saw LB1200F 	Joint 419093-0 
Planer 2012NB 	Hood set 193036-7 Outer dia. 76 mm 


For inner dia. 76 mm
Hose Vacuum Cleaner




A
Front cuffs 38



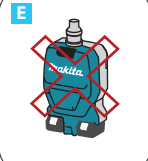
B
Front cuffs 38




C




D






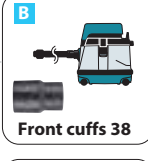








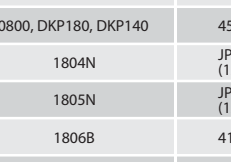

E



F



G
Tool adapter 38

For Model	Suction Systems and Part No.
Power Planer DKP181 KP0810/C 	A  <p>Front cuffs 38</p>
Power Planer DKP180, KP0800 	B  <p>Front cuffs 38</p>
Power Planer 1805N 	C*  <p>Front cuffs 38</p>
Power Planer 1911B 	D 
Power Planer N1900B, N1923B, KP0800, 1804N 1805N, 1806B, KP312/S 	E  <p>Front cuffs 38</p>
Power Planer N1900B, N1923B, KP0800, 1804N 1805N, 1806B, KP312/S 	F  <p>Adapter 38</p>
Power Planer N1900B, N1923B, KP0800, 1804N 1805N, 1806B, KP312/S 	G  <p>Tool adapter 38</p>

***C: DVC350**
Cannot be used with
Planer models

Dust Extraction



Nozzle assembly



Joint

*Elbow





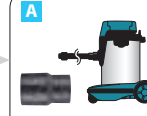













Model No.	Part No.
N1900B	191569-6
N1923B	152464-5
KP0800, DKP180, DKP140	451329-1
1804N	JPA122278 (122278-6)
1805N	JPA122277 (122277-8)
1806B	414499-7
KP312/S	193733-5

Model No.	Part No.
N1900B, N1923B	192799-2 JPA122275
DKP180, DKP181, KP0810/ C, KP0800	*191C20-4
1804N, 1805N, 1806B, KP312/S	181575-9

Items of standard equipment and specifications may vary by country or area.

For Model	Suction Systems and Part No.
Plate Joiner PJ7000, 3901, DPJ180 	A  front cuffs 22
Cut-out Tool 3706 	B  front cuffs 22
Dust collection cover 193449-2 	C*  front cuffs 22
Cordless Cut-out Tool DCO180 	D  Joint 22-38 195548-6
Cordless Drywall saw DSD180, SD100D 	E  front cuffs 22
Router RP0910, RP1110C 	F  Tool adapter 24 + Joint 25-50 192349-3
	G  Tool adapter 38 + Joint 22-38 195548-6

*C: DVC350 Cannot be used with Router models

For Model	Suction Systems and Part No.
Router RP1801/ F RP1800/ F RP2301FC RP2300FC 	Dust nozzle 194934-8  A  front cuffs 38
3612BR 	192035-6  B  front cuffs 38
Router RD1100, RD1101, RF1100, RF1101, RP1100, RP1101 	Dust nozzle 193379-7  C  front cuffs 38
Router RP0900, **RT0700C, DRT50 Cordless Router DRT50 	Dust nozzle 194733-8  E  front cuffs 38
*** Use with Plunge base assembly	F  Adapter 38
Trimmer RT0700C 	Dust nozzle 195559-1  G  Tool adapter 38
Cordless Trimmer DRT50	

Makita recommend to use 38mm hose when you use Router



Vacuum Cleaner System charts

For Cleaning

*for Model DVC261, DVC265, DVC660, DVC665 only

with front sleeve

Hose connection 28

Hose connection 38

Hose connection 32

Model DVC861L
DVC150L DVC865L
DVC151L DVC866L
DVC155L DVC867L
DVC156L
DVC157L
DVC860L



Model VC3211H
VC3211M
VC2211M
VC3210L
VC2510L
VC1310L



Model DVC261
DVC265
DVC660
DVC665
DVC350



Cleaning set

- Hose complete 38-2.5
- Straight pipe
- Bending pipe
- Nozzle assembly
- Corner nozzle 195439-1



Hose 38mm
with front sleeve
1.5m 199388-4



Hose 32mm with front sleeve
1.0m*199453-9
1.7m 199493-7



Hose 28mm
1.0m *143787-2
1.5m 144408-9
1.5m 152992-0
2.5m 195437-5
3.5m 195433-3
5.0m 195436-7



Model DVC750L



Hose 38mm

- 1.5m 198757-6
- 2.5m 195434-1
- 5m 195435-9



Bent pipe

192562-3



Straight pipe

192563-1



Bending pipe assembly with pipe lock
without sleeve 140G26-3



Bending pipe assembly with pipe lock
with sleeve 127093-3



Bending pipe assembly
without sleeve 458184-2



Bending pipe assembly
with sleeve 126756-8



Front cuffs 22
195547-8



Joint 38
418500-0



Cyclone attachment set with pipe lock*

- 191D71-3 / 191D70-5(USA)
- 191D73-9 / 191D72-1(USA)



Cyclone attachment set*

- 199491-1 / 191D74-7(USA)
- 191D75-5 / 199553-5(USA)



Straight pipe with pipe lock
Aluminum Telescopic pipe 28L
(L=590-942mm) 140G19-0

Bending pipe assembly with pipe lock (140G26-3) set 191B15-1

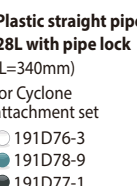


Plastic straight pipe 28L with pipe lock
(L=479mm)

- 459353-8
- 459356-2
- 458942-6

Plastic straight pipe 28L with pipe lock
(L=340mm)
for Cyclone attachment set

- 191D76-3
- 191D78-9
- 191D77-1



Straight pipe
Plastic Telescopic pipe 28
(L=500-850mm)
○ 198559-0

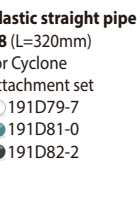


Plastic straight pipe 28
(L=465mm)

- 451424-7
- 451241-5
- 451244-9
- 456587-4

Plastic straight pipe 28
(L=320mm)
for Cyclone attachment set

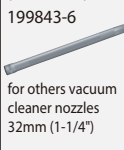
- 191D79-7
- 191D81-0
- 191D82-2



Aluminum joint pipe
(L=465mm)
199844-4



Aluminum straight pipe 32
(L=465mm)
199843-6



Tapered nozzle set
Gray
192236-6



38mm Tip attachments

Nozzle assembly

Flat type (Dry)
199455-5



F/C switching t-nozzle

Flooring & carpet (Dry)
198184-7 / 198533-8



Universal type

(Dry/ Wet)
195551-7



Compact type A

(Dry)
195549-4 / 122334-2



Compact type B

(Wet model only)
195550-9 / 122335-0



Wide Type

(Wet model only)
A-47846



Round brush

Black
191657-9



Corner nozzle

Yellow gray
410306-2



28mm Tip attachments

Nozzle assembly

Flat type
● 199454-7



F/C switching t-nozzle 28

Flooring & carpet
○ 198183-9 / 198532-0
● 199431-9



Nozzle assembly

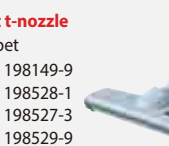
Floor t-nozzle 28

- 123485-4
- 123486-2
- 123488-8
- 123539-7



Floor/carpet t-nozzle

For rug / carpet
● 198150-4 / 198149-9
○ 198525-7 / 198528-1
● 198523-1 / 198527-3
● 198526-5 / 198529-9



Nozzle assembly

For rug / carpet
● 122291-4



Seat nozzle 28

For automobile
○ 199038-1
● 199041-2
● 199039-9



Seat nozzle 120 set

For automobile
● 140H95-0



Mat nozzle 120

For automobile
● 459056-4



Sash nozzle

- 416041-0
- 451240-7
- 451243-1
- 456586-6




Corner nozzle 330

- 198918-8 / 198919-6
- 198989-5 / 198990-0
- 198991-8 / 198992-6




Crevice nozzle 415

- 199439-3



Round brush

- 198552-4
- 198877-6 / 198878-4
- 198549-3 / 198553-2
- 198551-6 / 198555-8



Shelf brush

- 198537-0
- 198873-4
- 198538-8
- 198540-1



Soft brush 360 complete set

- 140H94-2



Rubber nozzle 330 set

Gray *422437-5



Flexible rubber nozzle 28

Gray *197901-2



*These nozzles cannot be attached directly to Bending pipe assembly use with telescopic pipes or straight pipes.

Model

VC3012L
VC4210L
VC3012M
VC4210M



Model

VC2012L
VC2512L
VC3011L



Hose 32mm

4m
P-84084



Hose 32mm

3.5m
P-81739



Curved hand tube inox

P-70346



Extension tubes

ø35x350mm 3pcs
W107418350



Extension tubes

ø35x520mm black 2 pcs
P-72942



Floor nozzle

D36x260
(Dry/ Wet)
W107402706



Floor nozzle

Universal Type (Wet)
W14295



Corner nozzle

ø35x200
Use with P-81745
W29541



Floor nozzle

D36x300 (Dry/ Wet)
P-81789



Corner nozzle

ø35x300
W6084









Cleaning set

A, B, C, D set
W107418349



Dust Extraction

Front cuffs for 28mm hose or joint

Type	Hose side	Cuffs type	Part No.
Front cuffs 22 	28mm hose w/o cuffs	cuffs 22	195547-8
Front cuffs 38 	28mm hose w/o cuffs	cuffs 38	195545-2
Front cuffs 24 	Cuffs 22 or Cuffs 38	cuffs 24	195546-0
Joint 25 set 	Cuffs 24	cuffs 22	192349-3
Rubber sleeve 18-21 	Cuffs 22	For 18-21mm pipe	192202-3
Holder cuff set Front cuff 22 Front cuff 24, Holder 10-33, 	28mm hose w/o cuffs	cuffs 22 or cuffs 24	195637-7

Holder 10-33 for 28mm hose



Hose size	Part No.
28	195544-4

Hose band

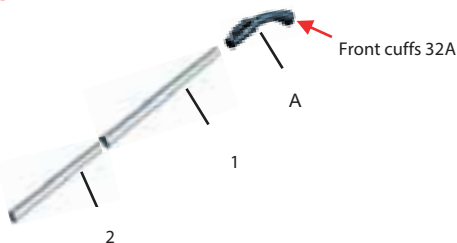


Hose size	Part No.
28/32/38	166116-2

Joint 38mm hose

Type	Hose side	Nozzle side	Part No.
Front cuffs 24 	Cuffs 22 or Cuffs 38	Cuffs 24	195546-0
Joint 22-38 	Cuffs 38	Cuffs 22	195548-6
Joint 38 	Cuffs 38	Nozzle 28	418500-0
Joint H 	Cuffs 38	Nozzle 32	424009-2
Nose joint 38 	Cuffs 38	Cuffs 38	415021-3
Joint 55 assembly 	Cuffs 38	56 mm pipe	192799-2
Joint 70 	Cuffs 38	70mm pipe with O-ring	181575-9
Joint 45 	Cuffs 38	75mm Hose	191852-1

Aluminum pipe 32



Item	Description	Matching cuffs	Material	Part No.
A	28mm Bending pipe	Front cuffs 32A	Plastic	458184-2
1	Aluminum joint pipe 32 (L=465mm)	---	Aluminum	199844-4
2	Aluminum straight pipe 32 (L=465mm)	---	Aluminum	199843-6

Hose stand

For model VC2510L



Part No.
197323-6

Cleaning set

Includes one each of:
-Hose complete 38-2.5
-Straight pipe
-Bending pipe
-Nozzle assembly
-Corner nozzle



Part No.
195439-1

Aluminum pipe 38



	Description		Part No.
1	Bending pipe	Aluminum	192562-3
2	Straight pipe	Aluminum	192563-1
3	Stopper + Screw M4x20	---	451350-0 + 911138-5

MAKPAC adapter set



Model No.	Part no.
VC1310L, VC2201M, VC2211M, VC2510L, VC3210L, VC3211M	198599-8 198730-6(EU)

Bending long nozzle set



Model No.	Part No.
UB1102, UB1103	196729-5

Flexible hose set

(Total length: 95cm)



Model No.	Part No.
DUB182, UB1100, UB1101	191750-9
UB1102, UB1103	196643-5

Dust Extraction

Tool adaptor

Quicksystem ø24 (set)



Quicksystem ø38 (set)



Tool adapter 24



Joint 25-50



adapter 35/38



Tool cuff adapter 24



Tool cuff adapter 38



Model No.	Description	Part No.
VC3012L/M, VC4210L/M	Quicksystem ø24 (set)	P-70378
	Quicksystem ø38 (set)	W107418688
VC2012L, VC2512L, VC3011L	with regulation	P-81745
VC3012L/M, VC4210L/M VC2012L, VC2512L, VC3011L	Joint 25-50	192349-3
	adapter 35/38	P-70421
VC3012L/M, VC4210L/M	Tool cuff adapter 24	P-70415
	Tool cuff adapter 38	P-70421

Fleece filter bag & Pre Disposal bag

For Model

VC3011L, VC2512L, VC2012L

Description	Per pkg.	Part No.
Fleece filter bag (Filter bag)	5	P-72899
Pre Disposal bag	5	P-70297

For Model

VC4210M / L

Description	Per pkg.	Part No.
PTFE Flat filter	1	W107418351
Motor cooling filter PET	1	W107418352
Fleece filter bag (Filter bag)	5	W107418353
Long-Life Filter bag	1	W107418354
Pre Disposal bag	5	W107418355

For Model

VC3012M / L, VC2512L, VC3011L

Description	Per pkg.	Part No.
PET Filtselent	1	P-70219

For Model

VC3012M / L, VC2512L, VC3011L

Description	Per pkg.	Part No.
Fleece Filter bags	5	P-84078
Pre Disposal bag	5	P-70297

Dust box assembly



Model No.	Part No.
LS0714, LS0714F, LS0714FL, LS0814FL, LS1216, LS1216FL, LS1216L	194175-6

Dust Bag



For AC models

	Model	Part No.
Blower	UB1101	122321-1
	UB1102, UB1103	123241-2
Cutter	4100KB	126738-0
Belt sander	9924DB	122296-4
	9404, 9902, 9903, 9920	122591-2
	9921, 9403	122562-9
	9910, 9911	122548-3
Plunge cut saw	SP6000	122562-9
Slide compound saw, Miter saw, Table top miter saw	LF1000, LH1040/F, LS0714/F/FL/L, LS1019/L, LS1030N, LS1040/F, LS1045, LS1216/F/FL/L, LS1219/L, LS1221	122852-0
	LH1201FL, LS1017L, LS1018L	JM23100501
	LS0815F/FL	JM23510010
	LS1510	122321-1
Power Planer	1100/N	STEX122312
	1911B	122402-1
	1923H	192268-3
	N1900B, N1923B	122230-4
	KP0810/C, KP0800	122793-0
Concrete planer	PC5000C, PC5001C	122853-8
Plate jointer	PJ7000	123150-5

for DC models

Vacuum cleaner	DVC350	122918-6
Blower	DUB142, DUB182	122814-8
Slide compound saw, miter saw	DLS600	122884-7
	DLS110, DLS111, DLS112, DLS211, DLS212, DLS713, DLS714	122852-0
Plunge cut saw	DSP600, DSP601	126599-8
Planer	DKP180	122793-0
Planer	DKP181	191C21-2
Plate jointer	DPJ180	123150-5

Filter & Dust bag



for Dust (Powder)

for Wet & Dry

Compatible with usual Poly bags or Paper filters, allowing for:

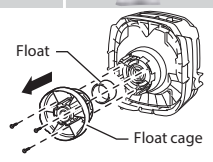


- Quick and easy dust disposal
- Lower-running cost compared with paper dust bag



	DVC150L DVC155L DVC865L DVC860L	DVC151L, DVC156L DVC157L, DVC861L DVC866L, DVC867L	VC3211H	VC3211M VC2211M VC2201M	VC3210L	VC2510L	VC1310L
	(Wet & Dry)	(Dry)	(Wet & Dry)	(Wet & Dry)	(Wet & Dry)	(Wet & Dry)	(Wet & Dry)
Use as a set	Powder filter set Dry only	*197166-6 	*197166-6 	*196251-2 	*196252-0 	195441-4 	195438-3
	*HEPA filter for Dry use only				*191F82-0 	*191F82-0 	
	Damper set	195552-5 	195552-5 	196254-6 	196254-6 	195552-5 	195552-5
	Pre-filter set	195553-3 	195553-3 	196253-8 	196253-8 	195612-3 	195554-1
Cloth filter Wet & Dry	140248-3 						
Water filter Wet only It is recommended using water filter when picking up large amount of water repeatedly.	195555-9 				195611-5 	195556-7 	195555-9
Paper filter set (5pcs) for dry dust except powder	194556-4 (A-48430) 	194556-4 (A-48430) 					194556-4 (A-48430)
Dust paper filter 7L (5pcs) for dry powder	194719-2 (A-49541) 	194719-2 (A-49541) 					194719-2 (A-49541)
Filter bag set 15L (5pcs) for dry dust	195557-5 	195557-5 				195557-5 	195557-5
Filter bag set 25L (5pcs) for dry dust			195558-3 	195558-3 	195558-3 		
Poly bag set (10pcs)	195432-5 	195432-5 	195440-6 	195440-6 	195440-6 	195440-6 	195432-5

To use powder filter, remove the float cage and float by removing the bolts.



Cordless Cleaner System charts

Color

With pipe lock Model:

- DCL280F
- DCL281F
- DCL282F

Model:

- DCL180
- DCL181F
- DCL182
- CL183D
- CL106D
- CL107FD
- CL108FD
- CL104D
- CL105D
- CL111D
- CL100D
- CL102D

Model:

- CL070D
- CL072D

Model:

- CL121D

Cyclone attachment set with pipe lock

- 191D71-3 / 191D70-5(USA)
- 191D73-9 / 191D72-1(USA)

Flexible hose set

- 191496-7 / 198544-3
- 198867-9 / 198868-7
- 198541-9 / 198545-1
- 198543-5 / 198547-7

Cyclone attachment set

- 199491-1 / 191D74-7(USA)
- 191D75-5 / *199553-5(USA)

*Included sensomatic

Flexible hose set

- 191496-7 / 198544-3
- 198867-9 / 198868-7
- 198541-9 / 198545-1
- 198542-7 / 198546-9
- 198870-0 / 198871-8
- 198543-5 / 198547-7

Straight pipe with pipe lock

Aluminum Telescopic pipe 28L
(L=590-942mm) 140G19-0

Plastic straight pipe 28L
(L=479mm)

- 459353-8
- 459356-2
- 458942-6

Plastic straight pipe 28L
(L=340mm)
for Cyclone attachment set

- 191D76-3
- 191D78-9
- 191D77-1

Straight pipe

Plastic Telescopic pipe 28
(L=500-850mm)

- 198559-0

Plastic straight pipe 28 (L=465mm)

- 451424-7
- 451241-5
- 451244-9
- 451425-5
- 457231-6
- 456587-4

Plastic straight pipe 28 (L=320mm)
for Cyclone attachment set

- 191D79-7
- 191D81-0
- 191D82-2

Blower nozzle complete

- 140J64-3

Flexible rubber nozzle 28

- Gray 197901-2

28mm Tip attachments

Nozzle assembly
Floor t-nozzle 28

- 123485-4
- 123486-2
- 123488-8
- 123489-6
- 123843-4
- 123539-7

F/C switching t-nozzle 28
Flooring & carpet

- 198183-9 / 198532-0
- 199431-9

Sash nozzle

- 416041-0
- 451240-7
- 451243-1
- 416225-0
- 457228-5
- 456586-6

Round brush

- 198552-4
- 198877-6 / 198878-4
- 198549-3 / 198553-2
- 198550-8 / 198554-0
- 198880-7 / 198881-5
- 198551-6 / 198555-8

****Rubber nozzle 330 set**
Gray 422437-5

***These nozzles cannot be attached directly to Bending pipe assembly use with telescopic pipes or straight pipes.**

Floor/carpet t-nozzle
For rug / carpet

- 198150-4 / 198149-9
- 198525-7 / 198528-1
- 198523-1 / 198527-3
- 198524-9 / 198522-3
- 198882-3 / 198883-1
- 198526-5 / 198529-9

Nozzle assembly
For rug / carpet

- 122291-4

Corner nozzle 330

- 198918-8 / 198919-6
- 198989-5 / 198990-0
- 198991-8 / 198992-6

Shelf brush

- 198537-0
- 198873-4
- 198538-8
- 198539-6
- 198876-8
- 198540-1

Seat nozzle 28
For automobile

- 199038-1
- 199041-2
- 199039-9

Seat nozzle 120 set
For automobile

- 140H95-0

Mat nozzle 120
For automobile

- 459056-4

Crevice nozzle 415

- 199439-3

Soft brush 360 complete set

- 140H94-2

Holder set Part No. 199971-7
Model: DCL282F, DCL281F, DCL280F, DCL182, DCL182F, DCL181F, DCL180, DCL180F, CL107FD, CL105D, CL104D, CL072D

Sash nozzle holder 28
For Plastic straight pipe
Model: DCL282F, DCL281F, DCL280F
White 459354-6
Blue 459355-4
Black 459038-6

Others Model
Ivory 416043-6
White 451242-3
Blue 451245-7
Red 416227-6
Pink 457229-3
Black 456585-8

Plastic straight pipe
Sash nozzle holder 28
Sash nozzle

Cordless Cleaner for selectable filters

Capsule type Model: DCL281F, DCL280F, DCL181F, DCL180F, DCL180, CL183D, CL111D, CL106FD, CL070D

Stay (Filter flame)
458467-0

Filter + Pre filter
Filter
10per pkg.
198914-6
198915-4(EU)

Pre filter
198750-0
198751-8(EU)

Sponge sheet 57
422268-2
Except Model:
CL070D, CL183D

Easy shake off dust filter
Easy shake off dust filter
(High performance filter)
199966-0

HEPA filter + Pre filter
Pre filter
198750-0
198751-8(EU)

HEPA filter
199989-8

HEPA filter + Easy shake off dust filter
Easy shake off dust filter
(High performance filter)
199966-0

Paper bag type Model: Cordless Cleaner (DCL282F, DCL182, DCL182F, CL121D, CL107FD, CL105D, CL104D, CL072D), CL121D

Cordless Cleaner

Sponge sheet 76-110
(Recessed wall)
424804-0

Paper filter Anti-bacterial type
(High performance filter)
10per pkg.
194565-3/ 198744-5 (EU)
5per pkg.
194566-1/ 198745-3 (EU)

CL121D

Valve stay complete (Dust stopper)
143677-9
DCL182, DCL182F, CL121D,
CL107FD, CL105D, CL104D,
CL072D, CL121D

Dust bag
198746-1
198747-9 (EU)

Easy shake off dust bag
198748-7
198749-5 (EU)

Sponge sheet 90
422440-6

Cordless Portable and Backpack Vacuum Cleaner filters

DVC750L

Filter complete (HEPA filter)
Dry
162518-0

Pre filter and Damper set
Dry only 199827-4

Damper
422449-8

Pre filter
162635-6

DVC261, DVC265, DVC660, DVC665

DVC261, DVC265

Dust bag assembly
197898-5
197899-3(EU)

Filter bag set (Paper dust bag)
10per pkg.
197902-0 / 197903-8(EU)

Filter set assembly (HEPA filter)
123636-9

DVC660, DVC665

Dust bag assembly
191C30-1

Filter bag set (Paper dust bag)
10per pkg.
191C26-2

Main filter H set (HEPA filter)
191D12-9

Pneumatic Tools

Magazine set



Model No.	Magazine capacity	Part No.
GN420C	20 pins (2 strips)	196806-3
	40 pins (4 strips)	196805-5

GN series Accessory



Description	for Europe	for Australia	for North America
	Part No.	Part No.	Part No.

For Model

GN900

Fuel Cell Twin Pack	194844-9	194845-7	195088-4
Cleaner	242075-5	242076-3	242081-0
Lubricating Oil	242077-1	242078-9	242082-8

For Model

GN900, GN420C, GF600

Cleaning Kit	194852-0	194853-8	195140-8
--------------	----------	----------	----------

For Model

GN900, GN420C

Service Kit	196234-2	-	-
-------------	----------	---	---

Air Leak Repair set

Includes O-rings, etc.

Model No.	Part No.
AN923, AN943	194522-1
AR410HR	194738-8

O-rings set

Model No.		Part No.
AN635H	for duster	196269-3 197789-0
	for exhaust hole	197984-2 198036-2
	for trigger	199389-2 199429-6

Inlet filter



Model No.	Part No.
AN451	413054-2
AN621, AN611, AN901	415784-1
AN922, AN942	416890-5
AG900, AG125	416902-4
AN923, AN943	419356-4

Oil supply 30mL



Part No.
181434-7

Safety goggles
















Part No.
195246-2

Others

Heat gun accessories

For Model
HG6031V, HG6030, HG5030, HG6530V, HG6531C



Shape		Part No.
Glass protection nozzle		PR00000028
Wide-slot nozzle		PR00000029
Reflector nozzle		PR00000030
Reduction nozzle 20		PR00000031
Overlap welding nozzle		PR00000032
Solder sleeves reflector		PR00000033
Welding nozzle		PR00000034
Pressure roller		PR00000035
Welding rods		ABS PR00000036
		HDPE PR00000037
		PP PR00000038
Speed welding nozzle		PR00000039
Scraper		PR00000040
Scraper set		PR00000041
Scraper		PR00000042








Flexible set for DC concrete vibrator



Model No.	L (mm)	Part No.
DVR340 DVR350	800	126207-1
DVR440 DVR450	1200	126206-3
DVR850	2400	126208-9

Rechargeable Green Multi Line Laser accessories

For Model
SK312GD / SK209GD
*Thread size: W5/8

Shape		Part No.
Mini tripod *Thread size: W5/8		TK0LM2000F
Tripod 1800 *Thread size: W5/8		TK0LM4001F
Tripod 2900 *Thread size: W5/8		TK0LM5030F
Power supply cable		199006-4
Hand strap set		199007-2
Mount		TK000ET03F
Laser Receiver LDG-3		TK0LDG301F

Carbon brush

*These brushes make commutator smooth to reduce sparks, letting the brake system work well. Let the motor run for 10 minutes at half of the rated voltage.

** Cut-off type carbon brush

*** for North America



Marking No. on carbon brush	Country of origin marking : yes				Country of origin marking : non				Models	*Commutator polishing brush
	Carbon brush for Repair 110-127V Models		Carbon brush for Repair 220-240V Models		Carbon brush for Repair 110-127V Models		Carbon brush for Repair 220-240V Models			
	Part No.	Marking	Part No.	Marking	Part No.	Marking	Part No.	Marking		
50 / 51	194972-0	76	194963-1	51	191947-0	76	181021-2	51	N1900B 1902 N1923B 3700B N3701 4300BA 4300BV 6016 6300-4	1R095
55	194971-2	75	194964-9	55	191956-9	75	181026-2	55	6300T 6801N	
56 / 64	194971-2	75	194968-1	64	191956-9	75	191627-8	64	906 3706 4326 4326M 4327 4327M 4328 4329 6010BVR 6411 6412 6413 6510LVR 6806B 9035N B03700 B04510 B04540 DP4700 JV0600 MUH355	
65	194972-0	76	194969-9	65	191947-0	76	191628-6	65	6905B	1R095
66 / 84	194971-2	75	194968-1	64	191956-9	75	191627-8	64	4326 4327 4328 4329 B03710 B03711 B04540 B05040 B05041 DD2020 GD0603 GV5010 GV6010 HP1630 HP1631 JV0600 LM2301 UH3502 UH4652	
70	194970-4	70	194970-4	70	191914-5	70	191914-5	70	6501X	
72	194972-0	76	194969-9	65	191947-0	76	191628-6	65	3705 6905B 906H	1R095
85	194971-2	75	194973-8	85	191956-9	75	191998-3	85	HP1630 HP1631	
100	194982-7	124	194974-6	100	191945-4	124	181030-1	100	1001 1600 5800NB 6906 9005B 9005BZ 9045B 9045N 9201 92075PB 92155B 9218PB 9218PBL 9218SB 9741 9924DB DA4511 DA6301	1R064
**105	194975-4	**105	194975-4	**105	181038-5	**105	181038-5	**105	HK1810 HM0810 HM0810B HM0810T	1R064
106 / 131	194977-0	107	194976-2	106	181437-1	107	181410-1	106	1911B 1912B 3606 6301 8406HK0500 HP2010N RP0900 UT1301	
113/118	194978-8	**113	194978-8	**113	191904-8	**113	191904-8	**113	HK0500	
124 / 126	194982-7	124	194974-6	100	191945-4	124	181030-1	100	5005BA 6906 DA6301	1R064
**127	194975-4	**105	194975-4	**105	181038-5	**105	181038-5	**105	HK1810	1R064
132	194984-3	132	194984-3	132	191904-8	132	191904-8	132	KP0810 KP0810C UC3041A UC3541A UC4041A	
153	194986-9	154	194985-1	153	181047-4	154	181044-0	153	1002BA 1804N 1805N 1806B 2012NB 2416S 2703 2704 2704N 3501N 3600H 3601B 3612BR 4107R 4107RH 4157KB 5007F 5007MG 5007MGA 5007N 5007NB 5007NF 5008MG 5008MGA 5012B 5016B 5057KB 5103N 5201N 5377MG 5402 5477NB 5902B 6910 7104L 9401 GA7911 HS0600 HS6100 HS7100 LF1000 LH1040 LH1040F LS1016 LS1016L LS1019 LS1019L LS1030N LS1040 LS1040F LS1045 LS1216 LS1216F LS1216FL LS1216L LS1219 LS1219L LS1221 LS1221L LS1440 LS1510 N5900B TW1000 UC3050A UC3051A UC3550A UC3551A UC4050A UC4051A UC4550A UC4551A	1R065
154	194986-9	154	194986-9	154	181047-4	154	181047-4	154	1002BA 5007FA 5402 LS1440 LS1510	1R065
**155	194987-7	**155	194987-7	**155	181048-2	**155	181048-2	**155	HM1201 HM1211B HM1400 HR3811HR5000	1R065
165 / 166	195057-5	166	195056-7	165	191968-2	166	191936-5	165	410	1R294
172/173	195101-8	**172	195489-6	**173	195100-0	**172	195483-8	**173	VC1310L VC2201M VC2211M VC2510L VC3210L VC3211H VC3211M	
174	194986-9	154	196018-8	174	181047-4	154	196017-0	174	HS6100 HS6101 HS7100 HS7101	1R065
**175	195845-0	**175	195845-0	**175	195844-2	**175	195844-2	**175	HM1101C HM1111C HM1203C HM1205C HM1213C HM1214C HM1307C HM1307CB HM1317C HM1317CB HR4501C HR4510C HR4511C HR5202CHR5212C	
203	194991-6	203	194991-6	203	191953-5	203	191953-5	203	2414DB 2414NB 3612 3612C 5143R 5104 5104S 5143R 5402NA 5903R 9067 GA7010C GA7011C GA7012C GA7020 GA7020R GA7020S GA7021 GA7030 GA7030R GA7030S GA7031 GA7040R GA7040S GA7050 GA7050R GA9010C GA9012C GA9020 GA9020R GA9020S GA9030R GA9030R GA9030S GA9031 GA9040R GA9040S GA9040R GA9040S GA9050 GA9050R GS5000 GS6000 KP312 KP312S HW1200 HW1300 LC1230 LP2521 LW1400 LW1401 PK5011C RP1800 RP1800F RP1801 RP1801F RP2300FC RP2301FC SA7000 SA7000C VR1000	1R202
**204	194992-4	**204	194992-4	**204	191957-7	**204	191957-7	**204	4112HS 4114S 9069 GA7010C GA7011C GA7012C GA7020 GA7020R GA7020S GA7021 GA7030 GA7030R GA7030S GA7031 GA7040R GA7040S GA7050 GA7050R GA9010C GA9012C GA9020 GA9020R GA9020S GA9030 GA9030R GA9030S GA9031 GA9040 GA9040R GA9040S GA9050 GA9050R GS5000 GS6000 HM1304 HM1304B HM1306 HM1500 HM1801 HM1810 PK5011C SA7000 SA7000C VR1000	1R202
210	194993-2	210	---	---	1936965	210	---	---	4112 4112H 4112HS 4114 4114S	1R202
217 / **218	197128-4	**218	197128-4	**218	197129-2	**218	197129-2	**218	GA7060 GA7060R GA7061 GA7061R GA7062 GA7062R GA7063 GA7063R GA7064 GA9060 GA9060R GA9061 GA9061R GA9062 GA9062R GA9063 GA9063R HM1802 HM1812	1R458
250	194994-0	253	194994-0	253	194547-5	253	194547-5	253	4100NB 4101R 8406C	1R197
253 / 254	194994-0	253	194994-0	253	194547-5	253	194547-5	253	HB270 GA5020C GA5021C GA6020C GA6021C PC5000C PC5001C	
303	194996-6	303	194996-6	303	191963-2	303	191963-2	303	2107F 2107FW 4100KB 4100NH 4100NH2 4101RH 4100NH2R 4100NH2W 4130N 4131 5606B 5705R 5740NB 5806B 6305 6924N 9227C 9227CB 9237C 9237CB 9403 9404 9902 9903 9920 9921 CA5000 DA4000LR DA4031 DS4000 GA5010 GA5020 GA5021 GA6010 GA6020 GA6021 GV7000 GV7000C HS6600 HS6601 HS7000 HS7010 HS7600 HS7601 HS7610 HS7611 JN3201 JR3050 JR3050T JR3060T JR3070CT JS3201 LS0713FL LS0714L LS0714FL LS0714FL LS0715F LS0715FL LS0716FL LS0814FL PV7000C PV7001C RD1101 RF1100 RF1101 RP0910 RP1101 RP1110C SP6000 UB1101 UB1102 UB1103 UT1305 UT2204	1R203
**304	194997-4	**304	195003-8	**327	191961-6	**304	194285-9	**327	9227C HM0830	1R203
309 / **310	194999-0 1964548 ***	318	194999-0 1964548 ***	318	191978-9 196453-0 ***	318	191978-9 196453-0 ***	318	GD0800C GD0801C GD0810C GD0811C	
311	194998-2	311			191979-7	311			GA5020 GA6020	1R203
314 / **315	194999-0 1964548 ***	318	194999-0 1964548 ***	318	191978-9 196453-0 ***	318	191978-9 196453-0 ***	318	9562CH 9562CVH 9564CV 9564PC 9564PCV 9565C 9565CLR 9565CR 9565CV 9565CVR 9565PC 9565PCV 9566C 9566CR 9566CV 9566PCV 9566PC 9566PCV GA4040C GA4041C GA4540C GA4541C GA5040C GA5041C GA6040C PC5001C PO5000C PO6000C PW5000C PW5001C SA5040C SG1251	
320 / 321 / 322	194996-6	303	194996-6	303	191963-2	303	191963-2	303	2107F 2107FW JR3050 JR5030T JR5060T JR3051T JR3061T UB1101 UB1102 UB1103 4100NH3 HS7010	1R203
**325 / **326	195001-2	**325	195001-2	**325	194074-2	**325	194074-2	**325	9553B 9553HB 9553HN 9553NB 9554HN 9555HN 9556HB 9556HN 9556HP 9556NB 9556PB 9557HN 9557HNR 9557HP 9557NB 9557NBR 9557PB 9558HN 9558HNR 9558HP 9558NB 9558NBR 9558PB 9564P 9565HR 9565P B06050 GA4040 GA4540 GA4540R GA4541 GA4541R GA5040 GA5040R GA5041R GA6040 GD0602 GD0800 HR2230 HR2300 HR2320T HR2460 HR2460F HR2460R HR2470 HR2470F HR2470T HR2470T HR2600 HR2601 HR2630 HR2630T HR2631F HR2631FT HR2650 HR2651 HR2651T HR2652 HR2653 HR2653T HR2800 HR2810 HR2810T HR2811F HR2811FT	
334 / **335	194999-0 1964548 : ***	318	194999-0 1964548 : ***	318	191978-9 196453-0 ***	318	191978-9 196453-0 ***	318	9564PC 9564PCV GA4540C GA4541C PO5000C PO6000C SA5040C	

Others

338 / **339	194999-0 1964548 ***	318	194999-0 1964548 ***	318	191978-9 196453-0 ***	318	191978-9 196453-0 ***	318	9564CV 9564PC 9564PCV 9565CV 9565PC 9565PCV 9566CV 9566PC 9566PCV GA4040C GA4041C GA4540C GA4541C GA4542C GA4543C GA5040C GA5041C GA5042C GA5043C GA6040C GA6042C PC5010C SA5040C	
**350 / **351	197244-2	**351	195004-6	**350	197245-0	**351	194160-9	**350	HK1820 HK1820L HM0870C HM0871C HR3001C HR3011F HR3012F HR3200C HR3210C HR3210FCT HR3530 HR3540C HR3541FC HR4002 HR4003C HR4010C HR4013C HR4030C HR4041C	1R368
401	195005-4	401	195012-7	415	191910-3	401	191950-1	415	6302H 6303H 6904V 6904VH 6905H NHP1300S	
407	195007-0	407	195015-1	419	191927-6	407	191962-4	419	4304 4350CT 4350FCT 4350T 4351FCT 6407 6408 6807 6821 6823 BO4555 BO4556 BO4557 BO4558 BO4565 BO4566 BO4900 BO4900V BO4901 BO6030 DA3010 DA3010F DA3011 DA3011F DP3003 DP4000 DP4001 DP4002 DP4003 FS2200 FS2300 FS2500 FS2700 FS2701 FS4000 FS4200 FS4200A FS4300 FS6200 FS6300 HP1230 HP1640 HP1640F HP1641 HP2032 HP2050 HP2050F HP2051 HP2051F HP2070 HP2070F HP2071 HP2071F HR1830 HR2020 HR2022 HR2475 HR2641 HR2661 HR2663 JR1000FT JS1300 JS8000 LM2351 LM2851	1R226
411	195008-8	408	195010-1	411	191938-1	408	191940-4	411	3703 3707FC 3708FC 3708F 3709 3710 N500 6840 6841 6841R 6842 6843 6844 6922KR 6922NB 6951 6952 6953 9031 9032 N9500N 9500NB 9910 9911 DS4011 DS4012 DS5000 JN1601 LS0611 LS0717FL PC9003 RT0700C TD0101 TD0101F TW0200 TW0250 TW0350 3708F 3709 3710	1R198
415	195005-4	401	195012-7	415	191910-3	401	191950-1	415	6904V 6904VH 6905H HP1300S	
419	195007-0	407	195015-1	419	191927-6	407	191962-4	419	4350CT 4350FCT 4350T 4351CT 4351FCT 4351T 6307 6407 6408 6807 6821 6823 9035H 9046 BO4510H BO4555 BO4556 BO4557 BO4558 BO4565 BO4566 BO4900 BO4900V BO4901 BO5030 BO5031 BO6030 DA3010 DA3010F DA3011 DA3011F DP3003 DP4000 DP4001 DP4002 DP4003 DP4010 DP4011 FS2200 FS2300 FS2500 FS2700 FS2701 FS4000 FS4200A FS4300 FS6200 FS6300 FS6300R HP1230 HP1640 HP1641 HP1641F HP2032 HP2050 HP2050F HP2051 HR2020 HR2022 HR2641 HR2661 HR2663 JR1000FT JS1300 JS8000 N800 N900 N910 TD0100 UH4261 UH4570 UH5570 UH5580 UH6570 UH6580 UH7580	1R226
452	195024-0	452	195024-0	452	191980-2	452	191980-2	452	6952 6953	1R198
453 / 454 / 456	195008-8	408	195010-1	411	191938-1	408	191940-4	411	4104BA 9500NB 9533 9533B 9533BL 9533L 9539B DF0300 DS4010 DS4011 DS4012 DS5000 HP0300 KP0800 RT0700C TD0101 TD0101F TW0200 TW0250 TW0350 PC9003	1R198
458 / **459 / 461 / 466	195025-8	458	195026-6	**459	194721-5	458	194722-3	**459	GA4030 GA4030R GA4031 GA4032 GA4033 GA4034 GA4530 GA4530R GA4534 GA5030 GA5030R GA5034 HR1840 HR1841F PJ7000 JS1000 JS1601 JS1602 TM3000C TM3010C	
460	---	---	---	---	---	---	194723-1	**460	GA4030 GA4030R GA4031 GA4032 GA4034 GA5030 GA5030R GA5034	
464	195008-8	408	195010-1	411	191938-1	408	191940-4	411	9500NB 9533 9533B 9533BL 9533L	1R198
467	195007-0	407	195015-1	419	191927-6	407	191962-4	419	DP2010 DP2011	1R226
472	195008-8	408	195010-1	411	191938-1	408	191940-4	411	DF0300 HP0300	1R198
---	EE7332022S	---	EE7332022S	---	---	---	---	---	DBM130 DBM131 DBM230 UT1600	
---	EE7132A22S	---	EE7132A22S	---	---	---	---	---	DBM080 UT1400 UT1401	
---	EE7701822S	---	EE7701822S	---	---	---	---	---	UT1200	
---	UD0EIB106C	---	UD0EIB106C	---	---	---	---	---	HB500	
---	JM23000123	---	JM23000123	---	---	---	---	---	LH1200FL LH1201FL LS1017L LS1018L MLS100 MLT100 MLT100N	
---	D652023960	---	D652023960	---	---	---	---	---	UV3200	
---	D652024748	---	D652024748	---	---	---	---	---	UV3600	
---	YA00000504	---	YA00000504	---	---	---	---	---	UR2300 UR3500 UR3501 UR3502	
---	YA00000815	---	YA00000814	---	---	---	---	---	ELM3320, ELM3720, ELM4120, ELM4121	
---	609082420	---	609050953	---	---	---	---	---	HW101	
---	609641180	---	609641160	---	---	---	---	---	HW102	
---	---	---	609641000	---	---	---	---	---	HW111	
---	W26774	---	W49625/ W26775	---	---	---	---	---	446L, 447L, 447M	

For DC Models

Marking No. on carbon brush	Carbon brush for Repair				Models	*Commutat or polishing brush
	Country of origin marking : yes		Country of origin marking : non			
	Part No.	Marking No.	Part No.	Marking No.		
5	198887-3	5	---	---	DTD043 DTD044 DTD063 DTD103 BTD104 DTD104 DTD143 DTD156 DTW250 DTW251 DTW253 TD091D	
429	195022-4	441	194435-6	441	DHR202 DHR241 DTW450 DTW451	1R304
430	195018-5	430	191971-3	430	DHR164 DHR165 DUB361	1R303
431	195020-8	434	193466-2	434	BFL060F BFL061F BFL062F DFL082F DFL084F DFL122F DFL202F DFT022F BFT040F BFT042F DFT043F DFT044F BFT080F BFT081F DFT083F DFT084F BFT123F DFT125F DFT126F BTD042	1R301
432	195022-4	441	194435-6	441	DHR202 DHR241 DHS630 DJR181DJR186 DKP180 DLS713 DSS610DSS611 DTM41 DTM51	1R304
434	195020-8	434	193466-2	434	BTW151	1R301
438	195018-5	430	191971-3	430	DCO180 DCS550 DCS552 DGA402 DGA450 DGA452 DGD800 DGD801 DHR164 DHR165 DJN161 DJS100 DJS161 DJV180 DPB180 DPJ140 DPJ180 DSS500 DSS501 DUC121 DUC122	
440	195021-6	440	194427-5	440	DBN500 DBN600 DDA340 DDA341 DDA350 DDA351 DDF446 DDF448 DDF451 DDF456 DDF458 DDF482 DFR450 DFR450 DFR550 DFR750 DFS450 DFS451 DHP441 DHP446 DHP448 DHP451 DHP456 DHP458 DHP482 DJS130 DSC162 DSC191 BTD143 DTS130 DTW152	
441	195022-4	441	194435-6	441	DHR202 DHR241 DTW450 DTW451	1R304
442	195023-2	442	194928-3	442	BHR262 HR262D BHR262T HR262TD DHR263 DHR264 DHS710 DHS711 BUC250 UC250D DUC252 BUC300 DUC302 DUC352 BUH550 UH550D DUH551 DUH651	1R304
446	195021-6	440	194427-5	440	DTD146	
448	196855-0	448	196854-2	448	DTD138 DTD149 DTD152	
HG26i	198997-6	HG26i	198998-4	HG26i	DVC150 DVC151 DVC860 DVC861	
---	AS000VP071	---	AS000VP071	---	DVP180	

Makita - A Global Brand



Makita have established directly operated business bases in about 50 countries around the world, and have upgraded our sales network in over 170 countries and after-sales service capabilities to become one of the leading companies in our industry. In addition, Makita is producing power tools in plants in China, U.S.A., U.K., Germany, Brazil, Romania and Thailand. Currently, about 90% of our group's manufacturing work in terms of production volume is carried out overseas. Makita's worldwide sales and service network, as well as the stable, high production quality ensured at its plants worldwide, are the embodiment of the Makita brand.



JAPAN

Makita Corporation Headquarters



JAPAN

Okazaki Plant



U.S.A.

Makita Corporation of America



UNITED KINGDOM

Makita Manufacturing Europe Ltd.



ROMANIA

SC Makita EU SRL



GERMANY

Makita Engineering Germany



BRAZIL

Makita do Brasil Ferramentas Elétricas Ltda.



CHINA

Makita (China) Co., Ltd.



CHINA

Makita (Kunshan) Co., Ltd.



THAILAND

Makita Manufacturing (Thailand) Co., Ltd.



JAPAN

Makita Corporation

Head office
3-11-8, Sumiyoshi-cho, Anjo,
Aichi 446-8502
Phone: +81-(0)566-98-1711
Fax: +81-(0)566-98-6021
www.makita.co.jp

Okazaki plant

22-1, Watarijima, Nemunoki-cho, Okazaki,
Aichi 444-0232
Phone: +81-(0)564-43-3111

Nissin Office

349 Minamiyama, Komenoki-cho, Nissin,
Aichi 470-0111
Phone: +81-(0)561-75-1500

Tokyo branch office

3-5-3, Hongo, Bunkyo-ku,
Tokyo 113-0033
Phone: +81-(0)3-3816-1141
Fax: +81-(0)3-3813-1633

Nagoya branch office

2-33, Namiki, Nakamura-ku,
Nagoya 453-0856
Phone: +81-(0)52-419-0561
Fax: +81-(0)52-413-0081

Osaka branch office

1-26-8, Tenma, Kita-ku,
Osaka 530-0043
Phone: +81-(0)6-6351-8771
Fax: +81-(0)6-6352-4607

Domestic sales offices

Sapporo, Sendai, Niigata, Utsunomiya,
Saitama, Chiba, Yokohama, Shizuoka, Gifu,
Kanazawa, Kyoto, Hyogo, Hiroshima,
Takamatsu, Fukuoka,
Kumamoto and other major cities

CHINA

Makita (China) Co., Ltd.

Head office & plant (MCC)
No.288 South Huangpujiang Road, Kunshan
Development Zone, Jiangsu.
Postcode:215335
Phone: +86-(0)512-57707710
Fax: +86-(0)512-57713623
www.makita.com.cn

Domestic sales department (MCS/MCCF)

No.318 South Wusongjiang Road, Kunshan
City, Jiangsu Province.
Postcode:215300
+86-(0)512-57037500
+86-(0)512-57037118
www.makita.com.cn

Guangzhou sales branch (CGZ)

Rome 1001 1002, The First Floor, Jinhao
Building, No.38, Middle Of Huadi Avenue, Li
Wan
District, Guangzhou, Guangdong, P.R.China
Phone: +86-(0)20-87518872
Fax: +86-(0)20-87518873

Shanghai sales branch (CSH)

Room.102&103, 1F.No.128, East Luoxiu
Road, Xuhui District, Shanghai, P.R.China
Phone: +86-(0)21-54487198
Fax: +86-(0)21-62476732

Tianjin sales branch (CTJ)

No.3 Office Building, No.23, Quanwang
Road, Wujing Development
Area, Tianjin, P.R.China
Phone: +86-(0)22-29395799
Fax: +86-(0)22-29395769

Chengdu sales branch (CCD)

2F, Building 1, Hatchery Building, No.9, Wu Ke
Dong San Road, Wu Hou
District, Chengdu, Sichuan, P.R. China
Phone: +86-(0)28-85366002
Fax: +86-(0)28-87337018

Shenyang sales branch (CSY)

No.2, 10A, No.7 Street, Economic and
Technological Development Zone,
Shenyang, Liaoning, P.R. CHINA
Postcode: 110141
Phone: +86-(0)24-22530648
Fax: +86-(0)24-22530170

Xian sales branch (CXA)

1 & 2F, Xian Youzhi Science and Technology
Industrial Park NO.75 Mingguang Road,
Economic And Technological Development
Zone, Xian, Shanxi. P.R. CHINA
Postcode:710018
Phone: +86-(0)29-86223736
Fax: +86-(0)29-86229230

Changsha sales branch (CCS)

(Near Gaosheng Road)
No.3, Building 5, Youxin Mechanical And
Electrical Market, Yuhua District,
Changsha, Hunan, P.R.China
Phone: +86-(0)731-8526-7792
Fax: +86-(0)731-8526-7791

Shijiazhuang sales branch (CSJ)

No.15, F District, Wanlian International
Mechanical And Electrical City, No.560,
Heping East Road, Changan
District, Shijiazhuang, Hebei, P.R. CHINA
Postcode: 050000
Phone: +86-(0)311-89864089
Fax: +86-(0)311-85024612

Makita (Kunshan) Co. Ltd.

Nanzi Road, Kunshan Comprehensive Free
Trade Zone, Jiangsu.
Postcode: 215301
Phone: +86-(0)512-57367367
Fax: +86(0)512-57365575

Makita Power Tools (HK) Ltd.

Head office
Unit 1, 17/F., Grandtech Centre,
8 On Ping Street, Shatin, N.T., Hong Kong
Phone: +852-2648-8683
Fax: +852-2648-5237

Macau Service Centre

Em Macau, Rua Do Volong N°11,
Rês-Do-Chão A
Phone: +853-2835-4587
Fax: +853-2835-4135
www.makita.com.hk

Makita (Taiwan) Ltd.

Head office
No.798, Sec. 2, Wenhua 3rd Rd.,
Linkou Dist., New Taipei City 24459, Taiwan
Phone: +886-(0)2-8601-9898
Fax: +886-(0)2-8601-2266
www.makita.com.tw

Taichung sales branch

No.131, Daxing Rd., Taiping Dist.,
Taichung City 411, Taiwan
Phone: +886-(0)4-2392-1650
Fax: +886-(0)4-2392-1653

Kaohsiung sales branch

No.105, Yucheng Rd., Sanmin Dist.,
Kaohsiung City 807, Taiwan
Phone: +886-(0)7-343-0292~4
Fax: +886-(0)7-341-3602

Hualien factory service center

No.247, Sec.2, Zhongyang Rd.,
Ji'an Township, Hualien County 973, Taiwan
Phone: +886-(0)3-852-8901
Fax: +886-(0)3-852-8515

Yunlin factory service center

No.197, Guangfu Rd.,
Huwei Township, Yunlin County 632, Taiwan
Phone: +886-(0)5-632-8200
Fax: +886-(0)5-632-8190

Pingtung factory service center

No.12&16, Ruimin Rd.,
Pingtung City 900, Taiwan
Phone: +886-(0)8-722-0001
Fax: +886-(0)8-722-0733

SINGAPORE

Makita Singapore Pte. Ltd.

7, Changi South Street 3,
Singapore 486348
Phone: +65-6546-8700
Fax: +65-6546-8711
www.makita.com.sg

Myanmar Service Center

No. D36/2, Lan Thit Road, Nant Thar Ghone
District, Insein Township, Yangon
Phone: +95-(0)9-76232-6433
Phone: +95-(0)9-76911-5388

Cambodia Service Center

No.432, St.271,
Sangkat Tumrup Teuk,
Khan Chamkarmon, Phnom Penh
Phone: +855-(0)23-994-071/2
Fax: +855-(0)23-994-073
https://www.makita.com.kh/

INDIA

Makita Power Tools India Pvt. Ltd.

Head Office
Unit 2, Sy. No. 93/3 & 93/4,
Koralur Village, Kasaba Hobli,
Hoskote Taluk, Bangalore – 560067. India.
Phone: +91-(0)80-2205-8200
Fax: +91-(0)80-2854-9007
www.makita.in

Delhi Branch

70/A 23, Rama Road Industrial Area,
Najafgarh Road, New Delhi – 110015.India.
Phone: +91(0)11-4701-4188

Chennai Branch

No.30, Koyambedu,
Chennai – 600107. India.
Phone: +91-(0)44-2479-2522
Fax: +91-(0)44-2479-2533

Kolkata Branch

P-46, Hide Road Extension,
Kolkata – 700088.
West Bengal. India.
Phone: +91-(0)33-2439-1030 / 1060

Bangalore Service Centre

Sowbhagya M Gopi Nilaya No. 66, Mission
Road, 2nd Main, Sudhamanagar, Bangalore
– 560027.India.
Phone: +91-80-2222-8200

Cochin Branch

Door No. XVI/443A, Jubilee Road, Kerala –
682040. India
Phone: +91-(0)48-4320-0003

Mumbai Service Centre

Shop No. 11, Ground Floor, Satellite Silver,
Opp. Star Plus, Marol Naka, Andheri-Kurla
Road, Andheri (E), Mumbai – 400059. India.
Phone: +91(0)22-4974-4092

Ahmedabad Service Centre

Aniket Estate, Near Sawan Hotel, Near
Sarkhej – Sanand Chokdi, S. G. Highway,
Ahmedabad – 382210, India.
Phone: +91(0)79-2689-0111

Hyderabad Service Centre

3-3-10, Kings Way, Rashtra Pathi Road,
Secunderabad – 500003. India.
Phone: +91(0)40-4003-8000

Peenya Service Center

No. 36/B, F1, 2nd Phase, 1st Main Road,
KIADB, NTF Circle, Peenya Industrial
Area, Bangalore - 560058
Phone: Mob. +91 9606900302

Chawari Bazar Service Centre

Shop No. 4782, Bazar Ajmeri Gate, Hauz
Qazi, Delhi - 110006
Phone: Tel - 011-49145416

Pune Service Centre

Shop No. 104, First Floor, Plot No.
PAP/J/121/122. J Block, MIDC Bhoasari,
Pimpri Chinch Wad, Pune - 411026
Phone: Mob. +91 7798779737

Rudrapur Service Centre

MIG-48, Ground Floor, Ward No. 19, New
Ward no. 38, Near Siddhu Palace, Awas
Vikas, Rudrapur, Uttarakhand - 263153
Phone: Mob.+91 7042597756

Trichy Factory Service Centre

NO.415, No.S1/17A, EGA PLAZA, Trichy
Tanjore Main Road, Thuvakudi, Trichy -
620015
Phone: Mob. +91 9600291989

Jamshedpur Service Centre

Shop no. 24, Shivaranjani Complex, Plot no.
ST-8, Mouzadindli, Adityapur, P.S.Adityapur
Ward no. 5, Saraikel (D), Kharswan,
Jharkhand State
Phone: Mob. +91 9830137136

Indore Service Centre

Unit No. B-34, Block No. B-18, Access B,
New Siyaganj, Poddar Plaza, HTL, Unit 2,
VIP Route No.1, Kachhi Mohalla, Indore
Phone: Mob. + 91 9329217701

VIETNAM

Makita Vietnam Co. Ltd. Head office

Unit 06, Block 16 L1-2,
Street 3, VSIP II Industrial Park,
Hoa Phu Ward, Thu Dau Mot City,
Binh Duong Province, Vietnam.
Phone: +84-274-362-8338
Fax: +84-274-362-8339
www.makita.com.vn

North Branch

Unit 05, No.01, Street 6,
VSIP Bac Ninh Intergrated
Township and Industrial Park,
Phu Chan Commune,
Tu Son Town, Bac Ninh Province, Vietnam.
Phone: +84-222-376-5942
Fax: +84-222-376-5941

Da Nang Service Center

102 Trieu Nu Vuong Street, Hai Chau 1
Ward,
Hai Chau District, Da Nang City, Vietnam.
Phone: +84-236-352-5079
Fax: +84-236-352-5479

Can Tho Service Center

226 Vo Van Kiet Street, An Thoi Ward,
Binh Thuy District, Can Tho City, Vietnam.
Phone: +84-292-389-4358
Fax: +84-292-389-4359

Buon Ma Thuot Service Center

60 Y Jut, Thong Nhat Ward, Buon Ma Thuot
City, Dak Lak Province, Vietnam.
Phone: +84-262-355-4556
Fax: +84-262-355-4557

Hai Phong Service Center

15 Pham Hong Thai, Pham Hong Thai Ward,
Hong Bang District, Hai Phong City, Viet
Nam
Phone: +84-225-883-1429/1529

Nha Trang Service Center

1053 Hai Thang Tu Street, Van Thanh Ward,
Nha Trang City, Khanh Hoa Province, Viet
Nam
Phone: +84-258-382-3338

Ho Chi Minh Branch

12 Trinh Van Can, Cau Ong Lanh Ward,
1 District, Ho Chi Minh City, Viet Nam
Phone: +84-283-821-5191

THAILAND

Makita Manufacturing (Thailand) Co., Ltd.

219/1 Moo 6, Tambol Bowin,
Amphur Sriracha, Chonburi, 20230
Phone: +66-3300-4750
Fax: +66-3300-4747

MALAYSIA

Makita Power Tools (Malaysia) Sdn. Bhd.

Head Office
Lot 824, Jalan Subang 5, Subang Industrial
Area,
47500 Subang Jaya, Selangor, Malaysia
Phone: +60-(0)3-8023-0824
Fax: +60-(0)3-8022-1448

Johor(Johor Bahru) Service Center

No. 12 & 14, Jalan Rosmerah 2/9,
Taman Johor Jaya, 81100 Johor Bahru,
Johor
Phone: +60-(0)7-364-9406
Fax: +60-(0)7-364-9407

Sarawak(Kuching) Service Center

No. 7, Lot 3330, Jalan Wan Alwi, Lorong 3A,
Taman Linang/ Suboh, 93350 Kuching
Sarawak
Phone: +60-(0)82-503-361
Fax: +60-(0)82-505-361

Sabah(Kota Kinabalu) Service Center

Lot 19, Jalan Buah Duku,
Kolombong Light Industrial Estate,
Off Kolombong, Kolombong Zone 1, 88450
Inanam, Kota Kinabalu, Sabah
Phone: +60-(0)88-388-278
Fax: +60-(0)88-388 279

AMERICAS

EUROPE

UNITED STATES

Makita U.S.A. Inc.
Corporate office
14930 Northam Street, La Mirada,
CA 90638-5753, USA
Phone: +1-714-522-8088
Fax: +1-714-522-8133
www.makitatools.com

**Western regional
(Los Angeles) office**
14930 Northam Street, La Mirada,
CA 90638-5753
Phone: +1-714-522-8088
Fax: +1-714-297-1544

(Western) office
10200 Military Rd, Reno, NV, 89506

**Central regional
(Chicago) office**
1450 Feehanville Drive, Mount Prospect,
IL 60056-6011
Phone: +1-847-297-3100
Fax: +1-847-297-1544

**Eastern regional
(Atlanta) office**
2660 Buford Highway, Buford,
GA 30518-6045
Phone: +1-770-476-8911
Fax: 866-521-3541
Free Dial USA only

**Southern regional
(Dallas) office**
910 E. Pleasant Run Road, Wilmer, TX
75172
Phone: +1-972-441-8099
Fax: +1-855-231-0468

Factory service centers
Atlanta, Boston, Chicago, Dallas, Denver,
Florida, Houston, Las Vegas, Los Angeles,
New Jersey, Portland, San Francisco

Makita Corporation of America
2650 Buford Highway, Buford,
GA 30518-6045
Phone: +1-770-932-2901
Fax: +1-770-932-2905

Makita Latin America Inc.
Head office
10801 NW 97th Street #13 Medley,
FL USA 33178
Phone: +1-305-882-0522
Fax: +1-305-882-0484
www.makitalatinamerica.com

Makita Latin America Inc.
Panama Branch
Local Comercial No.4, Albrook Office Center,
calle Diego Dominguez, Albrook,
Panama City, Panama
Phone: +507-315-0305
Fax: +507-315-0651

CANADA

Makita Canada Inc.
Head office
1950 Forbes Street, Whitby, ON L1N 7B7
Phone: +1-905-571-2200
Fax: +1-905-433-4779
www.makita.ca

Western regional office
11771 Hammersmith Way, Richmond,
BC V7A 5H6
Phone: +1-604-272-3104
Fax: +1-604-272-5416

**Quebec and
Atlantic regional office**
6389 Boul. Couture, St. Léonard,
Quebec H1P 3J5
Phone: +1-514-323-1223
Fax: +1-514-323-7708

Factory service centers
Burnaby (Vancouver), Calgary,
Dartmouth (Halifax), Edmonton, Les
Saules (Quebec City),
London, Mississauga (Toronto),
Nepean (Ottawa),
Richmond (Vancouver), Saskatoon,
St. Leonard (Montreal), Whitby, Winnipeg

MEXICO

Makita México, S.A. de C.V.
Head office
Camino Viejo A San Lorenzo Tepaltitlan
(Jose Marti) No.227
Col. Tlacopa, Toluca, Estado De Mexico,
C.P. 50010
Phone: +52-722-385-8800
/ 237-3293
www.makita.com.mx

Mexico city factory service center
Norte 35 #780-C Col. Industrial Vallejo, Del.
Azcapotzalco Mexico, D.F. Mexico C.P.
02300
Phone: +52-55-5567-3387
/ 5368-2937

Guadalajara factory service center
AV.Sierra Mazamitla #5864
Col.Pinar De La Calma Zapopan, Jalisco
C.P. 45080
Phone: +52-33-3632-8032
/ 3632-8057

Monterrey factory service center
Avenida Pablo Livas #4207
Colonia Guadalupe victoria, Municipio
Guadalupe nuevo León, C.P.67180
Phone: +52-81-8372-4205
/ 8372-4193

Queretaro factory service center
Calle Av. Del Parque #1024
Col. Vista Alegre C.P.76074,
Queretaro, Queretaro
Phone: +52-442-222-6824
/ 222-9170

BRAZIL

**Makita do Brasil Ferramentas Elétricas
Ltda.**
Head office & plant
Rodovia BR 376, Km 506,1 - (pista norte)
Bairro Colônia Dona Luiza,
CEP 84043-450 - Ponta Grossa, PR
Phone: +55-(0)42-3302-2100
Fax: +55-(0)42-3302-2120
www.makita.com.br

São Paulo sales office
Rua Makita Brasil, 200 -Bairro Cooperativa -
São Bernardo do Campo - SP CEP
09852-080
Phone: +55-(0)11-4392-2411
/ 2199-2500
Fax: +55-(0)11-4392-2471

Bahia sales branch
Rua Itagi, 491 - Bairro
Pitangueiras - Lauro de Freitas,
BA CEP: 42701-370
Phone: +55-(0)71-3252-0154

Paraná sales branch
Rua Comendador Roseira,
499 Bairro Prado Velho,
Curitiba, PR CEP 80215-210
Phone: +55-(0)41-3333-8070

São Paulo service center
Rua Luis Gois, 111 Bairro Mirandópolis,
São Paulo, SP CEP 04043-250
Phone: +55-(0)11-5594-3900

Rio de Janeiro service center
Av. Das Américas, 2250 - Loja J/K - Barra da
Tijuca -
Rio de Janeiro, RJ CEP:22640-101
Phone: +55-(0)21-3151-7933

Pernambuco service center
Av. Marechal Mascarenhas de Moraes, 630,
Bairro Imbiribeira,
Recife, PE CEP 51170-000
Phone: +55-(0)81-3428-0210

Minas Gerais service center
Rua Juiz de Fora, 95 - Bairro Barro Preto,
Belo Horizonte, MG CEP 30180-060
Phone: +55-(0)31-2531-2017

Pará Sales Branch
Rodovia BR 316, Km 04 Loja 04-Bairro
Águas Lindas, Ananindeua / PA CEP
67020-000
Phone: +55-(0)91-3237-7186

Rio Grande do Sul service center
Av. Sertorio, 5539 - JD. Lindoia - Porto
Alegre - RS CEP: 91050-371
Phone: +55-(0)51-3344-1464

ARGENTINA

**Makita Herramientas Eléctricas de
Argentina S.A.**
LISANDRO DE LA TORRE 1246,
PARQUE INDUSTRIAL PILARICA,
FATIMA, PILAR PROVINCIA DE BUENOS
AIRES, CP1629
Phone: +54 (230)444-1100
Fax: +54 (230)444-1105
www.makita.com.ar

CHILE

Makita Chile Comercial Ltda.
Head Office
AV.EL PARQUE 1307,PARQUE 5,MODULO 12,
SECTOR ENEA PONIENTE PUDAHUEL,
SANTIAGO,CHILE CP9031244
Phone: +56-2-2540-0400
www.makita.cl

Temuco factory service center
Av. Pedro de Valdivia #524, Temuco
Phone: +56-(0)2-2540-0460

PERU

Makita Peru S.A.
Panamericana Sur - Km. 29, Distrito de
Lurin, Provincia de Lima Centro de
Operaciones "MEGACENTRO LURIN"
Locales B1, B23, B24
Phone: +51-(1)-713-1212
www.makita.pe

Bolivia Branch
Av. Japón Nro. 3340 (3er. Anillo externo)
entre Av. Alemana y Mutualista
Phone: +59-(1)-3347-1147

COLOMBIA

MAKITA COLOMBIA S.A.S
Kilometro 7 Autopista Bogota - Medellín,
Centro Empresarial Celta Trade Park
Lote 123 Bodega 3 Funza - Cundinamarca,
Colombia
Phone: +57-1-742-9245
Fax: +57-1-896-6367
www.makita.com.co

Paloquemao factory service center
Carrera 22#18-63, Bogota,
Cundinamarca, Colombia
Phone: +57-1-742-9245 EXT.532

UNITED KINGDOM

Makita (U.K.) Ltd.
Head office
Michigan Drive, Tongwell, Milton Keynes,
Bucks MK15 8JD
Phone: +44-(0)1908-211678
Fax: +44-(0)1908-211400
www.makitauk.com

Scotland factory service center
Unit 4A, Albion Trading Estate,
750 South Street, Glasgow, G14 0SY
Phone: +44-(0)141-9545861

London factory service center
V5 Vector Park, Forest Road, Feltham,
Middlesex, TW13 7EJ
Phone: +44-(0)20-88900586

Makita International Europe Ltd.
Michigan Drive, Tongwell, Milton Keynes,
Bucks MK15 8JD
Phone: +44-(0)1908-211678

Makita Manufacturing Europe Ltd.
Hortonwood 7, Telford, Shropshire TF1 7YX
Phone: +44-(0)1952-677688
Fax: +44-(0)1952-677678

FRANCE

Makita France SAS
Head office
37, avenue Graham Bell, ZAC Léonard de
Vinci,
Bussy Saint-Georges, 77607 Marne-la-Vallée
Cedex 3
Phone: +33-(0)1-6094-6400
Fax: +33-(0)1-6094-6380
www.makita.fr

Nantes office
Le Pan Loup, 44220 Couéron
Phone: +33-(0)2-5177-8977
Fax: +33-(0)2-4063-8376

Bordeaux office
137, Rue de la Croix-de-Monjour,
33170 Gradignan
Phone: +33-(0)5-5796-5270
Fax: +33-(0)5-5796-5275

Nord office
Village d'Entreprises, 51, Rue Trémière,
59650 Villeneuve d'Ascq
Phone: +33-(0)3-2059-7020
Fax: +33-(0)3-2047-2220

Dijon office
5, Rue Edmond Voisenet, 21000 Dijon
Phone: +33-(0)3-8054-0880
Fax: +33-(0)3-8054-0881

Toulouse office
15, Rue de Boudeville, Z.I. de Thibaud,
31104 Toulouse
Phone: +33-(0)5-6143-2200
Fax: +33-(0)5-6143-2201

SPAIN

Makita, S.A.
Head office
C/ Juan de la Cierva, 7-15,
28820 Coslada (Madrid)
Phone: +34-91-671-1262
Fax: +34-91-671-8293
www.makita.es

Barcelona factory service center
Carretera del Mig, nº 172 L'Hospitalet de
Llobregat (Barcelona)
Phone: +34-935-669-124

PORTUGAL

**Makita Ferramentas Electricas,
Sociedade Unipessoal, Lda.**
Centro empresarial de Alverca,
Vale das Ervas, Armazém C2
2615-187 Alverca do Ribatejo
Phone: +351-219-936-750
Fax: +351-219-574-982
www.makita.pt

ITALY

Makita S.p.A.
Via Sempione 269/A,
20028 San Vittore Olona (MI)
Phone: +39-0331-524111
Fax: +39-0331-420285
www.makita.it

GREECE

Makita Hellas S.A.
Tatoiou 34, Acharnes, ATTIKI PC13677
Phone: +30-210-8071241
Fax: +30-210-8072245
www.makita.gr

FINLAND

Makita Oy
Teilimäki 4 FIN-01530 Vantaa, Finland
Phone: +358-(0)9-857-880
Fax: +358-(0)9-857-88211
www.makita.fi

ESTONIA

Makita Oy Estonian Branch
Estonian office
Piirimäe 13, 76406 Saku vald, Harjumaa maakond
Phone: +372-6-510-380
Fax: +372-6-510-399
www.makita.ee

LATVIAN

Latvian factory service center
Vienības gatve 153/1, Mārupe Mārupes nov., LV-2167, LATVIA
Phone: +371 67969563

LITHUANIAN

Lithuanian factory service center
L. Zamenhofo g. 3, Vilnius, LT-06332, LITHUANIA
Phone: +370 5 236 0400

SWEDEN

Makita Sweden
Bergkällavägen 36 B
192 79 Sollentuna, Sweden.
Phone: +46-8-505-819-00
Fax: +46-8-505-819-69
www.makita.se

NORWAY

Makita Norway
Løxaveien 11A
N-1351 Rud Norway
Phone: +47-67 17 69 00
www.makita.no

THE NETHERLANDS

Makita Nederland B.V.
Park Forum 1101
5657HK Eindhoven
Phone: +31-(0)40-206-4040
Fax: +31-(0)40-206-4096
www.makita.nl

BELGIUM

S.A. Makita N.V.
Jan-Baptist Vinkstraat 2
3070 Kortenberg
Phone: +32-(0)2-257-1840
Fax: +32-(0)2-253-0101
www.makita.be

GERMANY

Makita Werkzeug GmbH
Head office
Makita Platz 1,
40885 Ratingen
Phone: +49 (0)2102 1004-0
Fax: +49 (0) 2102 1004-128
www.makita.de
https://www.dolmar.de/

Makita Service Center Hamburg

Jenfelder Strasse 38,
22045 Hamburg
Phone: +49 (0) 2102 1004-456

Makita Service Center Berlin

Gartenfelder Straße 29 – 37
Gebäude 44, 13599 Berlin

Makita Engineering Germany GmbH

Jenfelder Strasse 38,
22045 Hamburg
Phone: +49-(0)40-66986-0
Fax: +49-(0)40-66986-352
www.makita-engineering.de

DENMARK

Makita Elværktøj Danmark
Denmark office
Erhvervsbyvej 14,
8700 Horsens
Phone: +45-76-254400
Fax: +45-76-254401
www.makita.dk

SWITZERLAND

Makita SA
Chemin du Vuasset 7 CH-1028 Preverenges
Phone: +41-(0)21-811-5656
Fax: +41-(0)21-811-5678
www.makita.ch

Espace Mittelland Training Service Center

Lerchenweg 14
4538 Oberbipp
Phone: +41-(0)32 631 01 76
Fax: +41-(0)32 631 01 79

AUSTRIA

Makita Werkzeug Gesellschaft m.b.H.
Airportstraße 4, A-2401 Fischamend
Phone: +43-(0)2232-77700-0
Fax: +43-(0)2232-77700-13
www.makita.at

SLOVENIA

MAKITA.d.o.o.
Brncičeva 17, SI-1231 Ljubljana-Črnuče,
Slovenia
Phone: +386(0) 590 83 600
Fax: +386(0) 590 83 601
www.makita-see.com

CROATIA

Croatia factory service center
Kreše Golika 3A, HR- 10000 Zagreb
Phone: +385 1 2078 252
www.makita-see.com

UKRAINE

Makita Ukraine LLC
Onikyienka Oleha Str., building 61,
Brovary city, 07400
Phone: +38 (044) 494-23-70
+38 (044) 494-23-71
Fax: +38 (044) 494-23-73
www.makita.ua

POLAND

Makita Sp. z o.o.
Head office
ul. Bestwińska 103
43-346 Bielsko - Biąła
Phone: +48-(0)33-484-0200
Fax: +48-(0)33-818-4059
www.makita.pl

Warsaw branch

Moszna-Parcela 29
05-840 Brwinów
Phone: +48-(0)22-177-7300

CZECH REPUBLIC

Makita, spol. s r.o.
Kaštanová 555/125d 620 00 Brno
Phone: +42-(0)5-432-16944
Fax: +42-(0)5-432-16946
www.makita.cz

Prague Service Center

K Bílému Vrchu 3040/16, 193 00 Prague 9
Phone: +42-(0)2-991-40585

SLOVAKIA

Makita s.r.o.
Jegorovova 35
974 01 Banská Bystrica
Phone: +421-(0)48-4161-772
Fax: +421-(0)48-4161-769
www.makita.sk

HUNGARY

Makita Elektromos Kíségépértékesítő Kft.
8000, Székesfehérvár, Takarodó út 2
Phone: +36-22-507-472
Fax: +36-22-507-484
www.makita.hu

ROMANIA

Makita Romania S.R.L.
Str. I.C.Brătianu nr. 164 Depozit Fața 3
077030 Comuna Branesti jud. Ilfov
Romania
Phone: +40 21 569 80 61
+40 21 569 80 62
Fax: +40 21 569 80 59
www.makita.ro

SC Makita EU SRL

Str.I.C. Brătianu, nr.164, Comuna
Branesti,
jud. ILFOV, ROMANIA 077030
Phone: +40-21-310-7675
Fax: +40-21- 200-0219

BULGARIA

Makita Bulgaria EOOD
Okolovrasten Pat (circle road), No.373,
Sofia 1186, Bulgaria
Phone: +359-2-921-0551
Fax: +359-2-921-0550
www.makita.bg

RUSSIA

Makita LLC
1, build. 1, Permskaya str., Moscow,
Russia, 107143
Phone: +7 (495)-915-88-66
Fax: +7 (495) 916 57 31
www.makita.ru

MAKITA LLC, Vladivostok branch

83, 1st RABOCHAYA str. ARTEM 692770,
RUSSIA
Phone: +7(423)202-65-23

MAKITA LLC, Novosibirsk branch

15, Dargomyzhskogo str., Novosibirsk,
Russia, 630047
Phone: +7 (383) 209 18 19
Fax: +7 (383) 209 18 19

MAKITA LLC, St.Petersburg branch

Shpalernaya street 54, letter B, premise
25-H,
Saint Petersburg, Russia, 191015
Phone: +7 (812) 244-47-84

MAKITA LLC, Samara Branch

3 Mirnaya str., Samara, Russia, 443035
Phone: +7 (846) 202 90 50
+7 (846) 202 42 83

MAKITA LLC, Krasnodar branch

32/2, Turgenevskoe, Takhtamukaisky
district, Adygea Republic, Russia,
385132
Phone: +7 (861) 238 24 97

MAKITA LLC, Yekaterinburg Branch

5, pereulok Avtomatiki, Yekaterinburg,
Russia, 620049
Phone: +7 (343) 286 00 09

KAZAKHSTAN

Makita Kazakhstan LLP
Kommunalnaya 39, 050016, Almaty,
Kazakhstan
Phone: +7 727 233 0827
Fax: +7 727 382 7921

UNITED ARAB EMIRATES

Makita Gulf FZE
P.O. Box 17133,
Jebel Ali Free Zone, Dubai, UAE
Phone: +971-(0)4-8860-804
Fax: +971-(0)4-8860-805
www.makita.ae

TANZANIA

MAKITA AFRICA LIMITED
P O Box. 20998, Staywell Tower, 2nd
Floor, Haile Selasie Road, Msasani
Peninsula Dar es Salaam, Tanzania
Phone: +255 22 260 2870

OCEANIA

AUSTRALIA

Makita (Australia) Pty. Ltd.
Head office

2 Litton Close Pemulwuy. NSW. 2145
Phone: +61 1300 361 690
Fax: +61 1300 361 770
www.makita.com.au

Hobart office

32a Chapel Street Glenorchy, TAS 7010
Phone: +61 1300 361 690
Fax: +61 1300 361 770

Perth office

374A Kenwick Rd Maddington WA 6109
Phone: +61 1300 361 690
Fax: +61 1300 361 770

Factory Service Center

Sydney, Melbourne, Brisbane, Perth,
Hobart

NEW ZEALAND

Makita (New Zealand) Ltd.
Head office

46 Westpoint Drive, Hobsonville,
Auckland 0618
Phone: +64-(0)9-479-8251
Fax: +64-(0)9-479-8259
www.makita.co.nz


Christchurch Office

Unit10, 11, 8 Islington Ave,
Waterloo Park Christchurch
Phone: +64-(0)3-930-0500

Factory Service Center

Auckland, Christchurch

Product Catalogue



Makita Corporation
3-11-8 Sumiyoshi-cho, Anjo, Aichi 446-8502 Japan
www.makita.com



XGT LXT CXT MM4
RoHS REACH