

30" Single Wall Oven

800 Series – Black Stainless Steel HBL8443UC



BOSCH
Invented for life



HBL8443UC
Black Stainless Steel

Also available in:
Stainless Steel HBL8453UC

Using Genuine European Convection Roast, you can create a juicy, tender roast up to 25% faster than non-convection modes.

Features & Benefits

Bosch black stainless steel helps guard against scratches and fingerprints.

Get the oven up to temperature in less time using Fast Preheat™, so meals are ready sooner.

Whether cooking poultry, beef or pork, use the Temperature Probe to monitor the internal temperature and get perfect results every time.

Oven is equipped with a self-cleaning cycle that easily cleans itself via 2, 3, and 4 hour cycle options.

Download the Home Connect app to remotely monitor and control your Bosch wall oven with your smart phone or tablet.

General Properties

Home Connect™ (WiFi enabled)	Yes
Oven modes	Bake, Variable Broil (hi & low), Roast, Warm, Sabbath, Proof Dough, Convection Bake, Convection Broil, Convection Roast, Pizza, Multi Rack Genuine European Convection, Convection Conversion, Temperature Probe, Fast Preheat

Cleaning type	Self Clean
Telescopic rack	1
Illumination type	Halogen
Interior lights	2

Oven Performance

Bake / broil element wattages	2,400 / 3,800 W
Convection element wattages	2,000 W

Technical Details

Watts	6,325 W
Circuit breaker	30 A
Volts	240 / 208 V
Frequency	60 Hz
Power cord length	50"
Plug type	Fixed Connection, No Plug
Energy source	Electric

Dimensions & Weight

Overall appliance dimensions (HxWxD)	29" x 29 3/4" x 24 1/2"
Required cutout size – Standard (HxWxD)	27" – 28 5/8" x 28 1/2" x 23 1/2"
Required cutout size – Flush (HxWxD)	29 1/8" x 30" x 24 1/2"
Oven cavity size	4.6 cu. ft.
Overall oven interior dimensions (HxWxD)	17 13/16" x 24 1/8" x 18"
Usable oven interior dimensions (HxWxD)	12 1/4" x 23 1/4" x 15 1/4"
Net weight	149 lbs

Accessories – Included

Included	1 Telescopic and 2 Standard Oven Racks, Temperature Probe
----------	---

Accessories – Optional



HEZTR301
30" Telescopic Rack



† To be fully ADA compliant, these units must be installed according to ADA guidelines. Please check current ADA requirements for guidance on installation.

Accessories: To purchase Bosch accessories, cleaners & parts please visit www.bosch-home.com/us/store or call 1-800-944-2904 (Mon to Fri 5 am to 6 pm PST, Sat 6 am to 3 pm PST).

Notes: All height, width and depth dimensions are shown in inches. BSH reserves the absolute and unrestricted right to change product materials and specifications, at any time, without notice. Consult the product's installation instructions for final dimensional data and other details prior to making cutout.

Warranties: Please see Use & Care manual or Bosch website for statement of limited warranty.

For more information on our entire line of products, go to www.bosch-home.com/us or call 1-800-944-2904

© BSH Home Appliances Corporation. All rights reserved. Bosch is a registered trademark of Robert Bosch GmbH.

30" Single Wall Oven

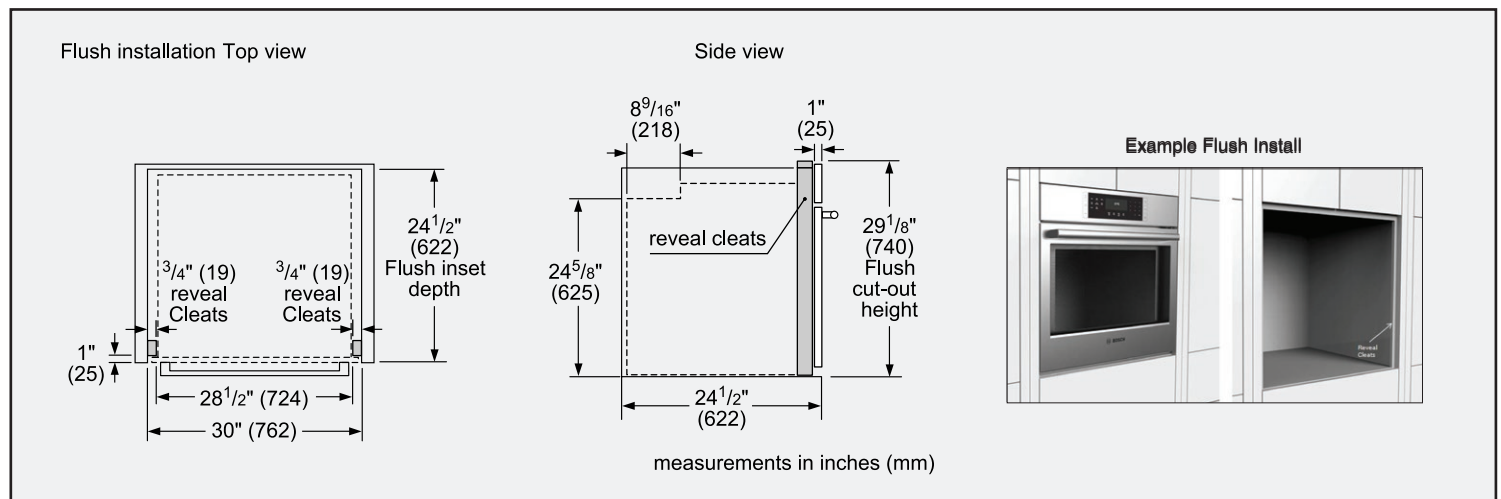
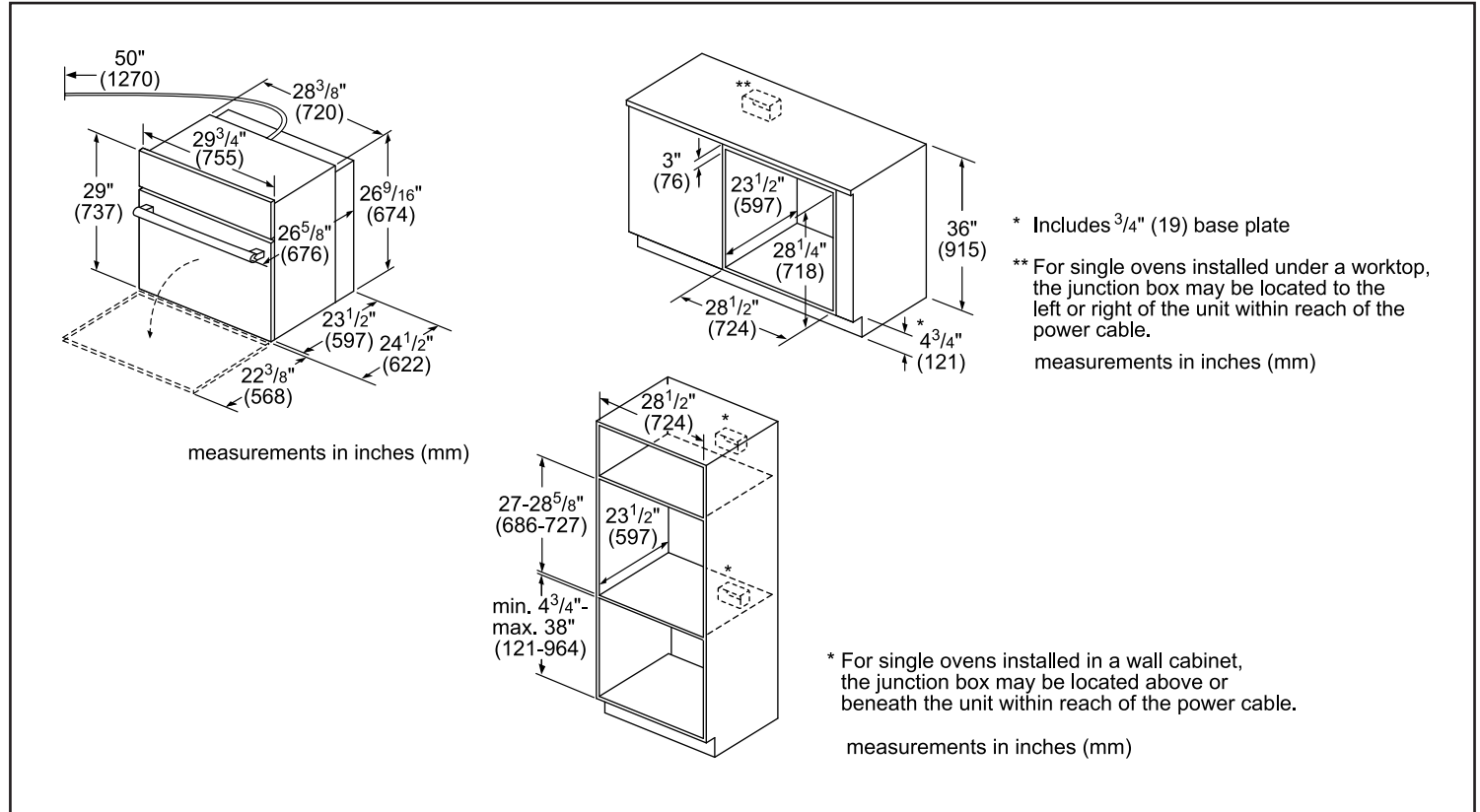
800 Series – Black Stainless Steel HBL8443UC



BOSCH

Invented for life

Installation Details



Accessories: To purchase Bosch accessories, cleaners & parts please visit www.bosch-home.com/us/store or call 1-800-944-2904 (Mon to Fri 5 am to 6 pm PST, Sat 6 am to 3 pm PST).

Notes: All height, width and depth dimensions are shown in inches. BSH reserves the absolute and unrestricted right to change product materials and specifications, at any time, without notice. Consult the product's installation instructions for final dimensional data and other details prior to making cutout.

Warranties: Please see Use & Care manual or Bosch website for statement of limited warranty.

For more information on our entire line of products, go to www.bosch-home.com/us or call 1-800-944-2904

© BSH Home Appliances Corporation. All rights reserved. Bosch is a registered trademark of Robert Bosch GmbH.

30" Single Wall Oven

800 Series – Black Stainless Steel HBL8443UC



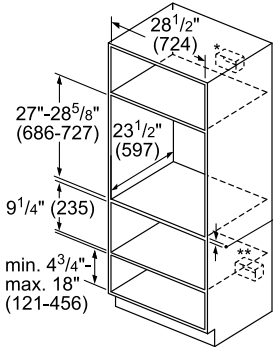
BOSCH

Invented for life

Installation Details

Standard installation

30" single oven over storage or warming drawer



*Wall oven junction box may be located above or to the right or left of the unit within reach of the power cable.

**Electrical hook-up may be located below (depending on space) or next to the drawer within reach of the power cable.

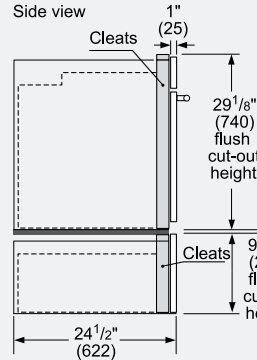
minimum 3/4" (18) required between cut-outs

measurements in inches (mm)

Flush installation

Single oven over storage or warming drawer

Side view



Single wall oven

*IMPORTANT: Base has to be able to support the weight of the oven. Please check oven manual for minimum weight requirements.

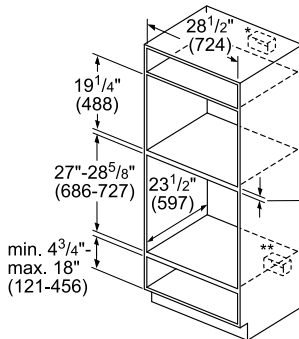
minimum 1/2" (13) required between cut-outs*

Warming drawer

measurements in inches (mm)

Standard installation

30" steam convection oven over single oven***



* Junction box may be located above or next to the unit within reach of the power cable.

** Junction box may be located below (depending on space) or next to the unit within the reach of the power cable.

***Most combinations available as combo oven (one cut-out, one electrical hook-up).

Minimum dimension between cut-outs:

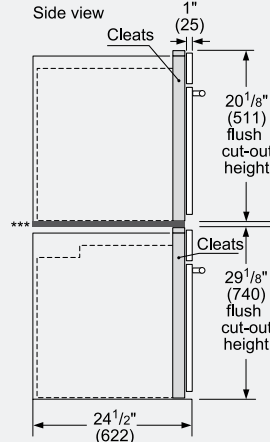
- 1" (25) for wall oven cut-out of 28 5/8"
- 2 5/8" (67) for wall oven cut-out of 27"

measurements in inches (mm)

Flush installation

Steam convection oven over single oven**

Side view



Steam convection oven

***Flush installation requires a base plate underneath the body: 30" products – Dimensions: H 9/16" (8) x W 28 1/2" (724) x D 22 1/2" (571)

minimum 1/2" (13) required between cut-outs*

Wall oven

*IMPORTANT: Base has to be able to support the weight of the oven. Please check oven manual for minimum weight requirements.

**Most combinations available as combo oven (one cut-out, one electrical hook-up).

measurements in inches (mm)

Accessories: To purchase Bosch accessories, cleaners & parts please visit www.bosch-home.com/us/store or call 1-800-944-2904 (Mon to Fri 5 am to 6 pm PST, Sat 6 am to 3 pm PST).

Notes: All height, width and depth dimensions are shown in inches. BSH reserves the absolute and unrestricted right to change product materials and specifications, at any time, without notice. Consult the product's installation instructions for final dimensional data and other details prior to making cutout.

Warranties: Please see Use & Care manual or Bosch website for statement of limited warranty.

For more information on our entire line of products, go to www.bosch-home.com/us or call 1-800-944-2904

© BSH Home Appliances Corporation. All rights reserved. Bosch is a registered trademark of Robert Bosch GmbH.

30" Single Wall Oven

800 Series – Black Stainless Steel HBL8443UC



BOSCH
Invented for life

Installation Details

Bosch Side-By-Side Built-In Oven Approved Combination Guide

Single ovens, microwaves, speed ovens, and drawers approved by BSH Home Appliances Corporation to be installed in combination.

IMPORTANT: When installing an oven in combination, a minimum distance between the ovens is required. Refer to the oven installation manual for all other measurements.

Do not install a self-cleaning oven beside another self-cleaning oven.

Appliances that are not listed must be approved under local codes and/or by the local authority having jurisdiction. For the latest updates to the approved combination, refer to the website listed in your appliance's installation instructions.

APPROVED COMBINATIONS

Conventional Ovens	Built-in Microwaves	Steam Ovens	Speed Ovens	Warming Drawer
HBLxxx1RUC, HBLxxx4RUC, HBLxxx1LUC, HBLxxx4LUC, HBLxxx1UC, HBLxxx3UC, HBLxxx4UC, HBNxxx1UC, HBLxxx3T	HMB50152UC	HSLP451UC	HMC80152UC, HMC80252UC, HMC80242UC, HMCP0252UC	HWD5051UC

Coffee maker with trim kit

BCM8450UC + HEZCMT3050

Refer to product installation instructions.

The suitability of the following combination has been evaluated by CSA.

Conventional Ovens	Steam Ovens	Warming Drawer
HBLxxx1RUC, HBLxxx4RUC, HBLxxx1LUC, HBLxxx4LUC, HBLxxx1UC, HBLxxx3UC, HBLxxx4UC, HBNxxx1UC, HBLxxx3T	HSLP451UC	HWD5051UC

Refer to product installation instructions.

Configuration	Left Oven Type	Middle Oven Type	Right Oven Type
Side-by-side-by-side 1	Conventional oven	Steam/speed/microwave	Conventional oven
Side-by-side-by-side 2	Steam, speed, or microwave	Conventional oven**	Steam, speed, or microwave

** Bottom hinge door models only. Side hinge door not recommended.

Accessories: To purchase Bosch accessories, cleaners & parts please visit www.bosch-home.com/us/store or call 1-800-944-2904 (Mon to Fri 5 am to 6 pm PST, Sat 6 am to 3 pm PST).

Notes: All height, width and depth dimensions are shown in inches. BSH reserves the absolute and unrestricted right to change product materials and specifications, at any time, without notice. Consult the product's installation instructions for final dimensional data and other details prior to making cutout.

Warranties: Please see Use & Care manual or Bosch website for statement of limited warranty.

For more information on our entire line of products, go to www.bosch-home.com/us or call 1-800-944-2904

© BSH Home Appliances Corporation. All rights reserved. Bosch is a registered trademark of Robert Bosch GmbH.

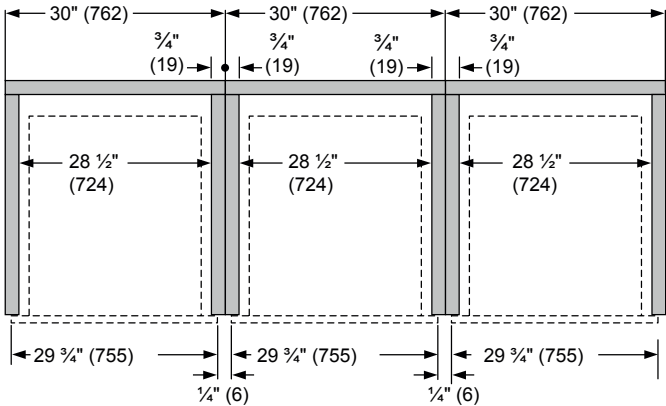
30" Single Wall Oven

800 Series – Black Stainless Steel HBL8443UC

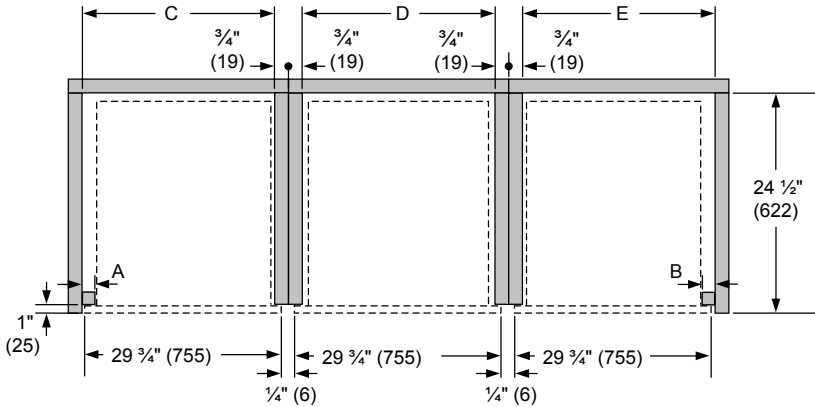


Installation Details

Standard
side-by-side-by-side
installation



Flush
side-by-side-by-side
installation



Combination type	A Left reveal cleat	B Right reveal cleat	C Cutout width	D Cutout width	E Cutout width
Flush bottom hinge door	3/4" (19)	3/4" (19)	29 1/4" (743)	29 1/4" (743)	28 1/2" (724)
Flush left hinge door	1 1/2" (38)	*N/A	30" (762)	*N/A	*N/A
Flush right hinge door	*N/A	1 1/2" (38)	*N/A	30" (762)	*N/A

*Installation not recommended.