

# IE32SB3-101-6L

## Intel® Celeron® N6211 M Series Box PC



### KEY FEATURES

- Intel® Celeron® Elkhart Lake N6211 Processor
- 1 x DDR4 SO-DIMM 3200 MHz, max. 16GB
- Supports 2 x USB 3.2 Gen 1, 6 x Giga LAN
- Elegant and slim mechanical design
- Fanless cooling system
- Optional Capture Card for HDMI input or CVBS input

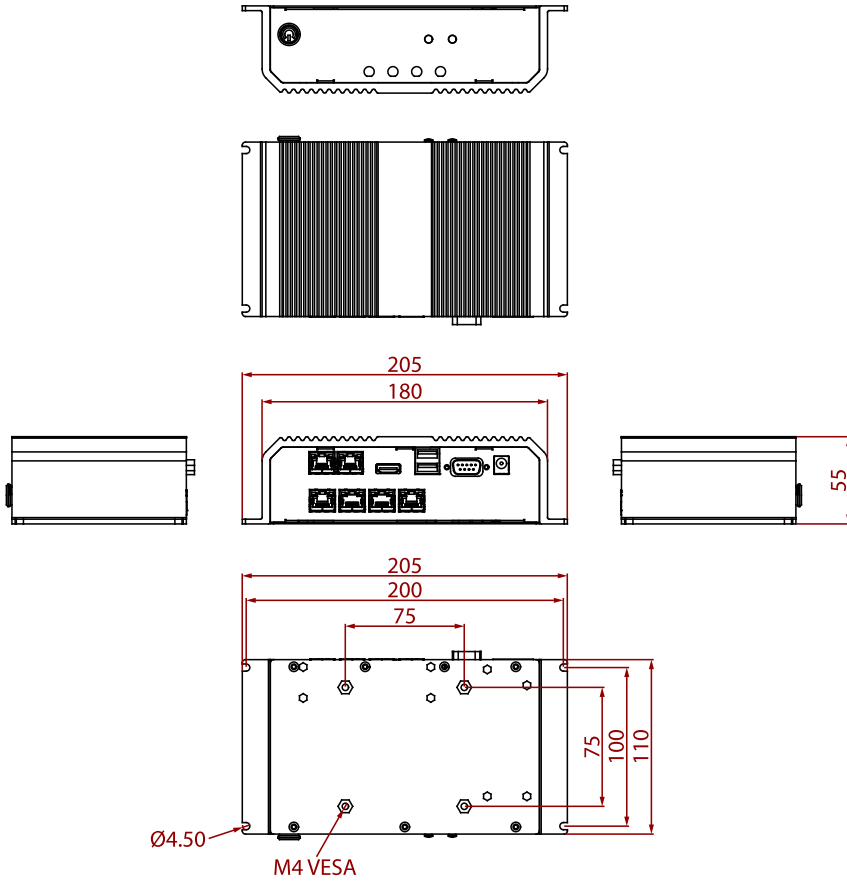


### SPECIFICATIONS

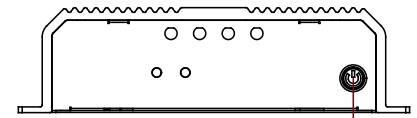
System Specification			
<b>Processor</b>	Intel® Celeron® N6211 (1.5M Cache, up to 3.0GHz) Intel® Celeron® N6210 (1.5M Cache, up to 2.6GHz) (Optional)	<b>Memory</b>	1 x SO-DIMM, DDR4 3200 MHz, 4GB 8GB (Optional) 16GB (Optional)
<b>Storage</b>	1 x M.2 2242 B-key SSD 128GB 256GB (Optional) 512GB (Optional)	<b>Ethernet controller</b>	2 x Intel® Ethernet Controller
<b>Security</b>	TPM 2.0	<b>Operating System</b>	Windows 11 IoT Enterprise SAC (64 bit) (Optional) Windows 10 IoT Enterprise (64 bit) (Optional) Linux Ubuntu 22.04 (Optional)
Mechanical			
<b>Dimension</b>	205 x 110 x 55	<b>Mounting</b>	Desk Mount
<b>Enclosure</b>	Metal Housing	<b>Cooling System</b>	Fanless design
Environment			
<b>Operating Humidity</b>	10% to 90% RH, Non-Condensing	<b>Operating Temperature</b>	0°C to 55°C
<b>Storage Temperature</b>	-10°C to 60°C		
Certification			
<b>Certification</b>	CE, FCC		
IO Ports			
<b>Power Input</b>	1 x 12V DC, 2.5φ DC jack	<b>USB Port</b>	2 x USB3.2 Gen2x1 (Type-A)
<b>Serial Port</b>	1 x RS232/422/485 (Default RS232)	<b>Video</b>	1 x HDMI 2.0 (Optional)
<b>Expansion Port</b>	1 x M.2 2242 Key B slot for SSD 1 x Capture Card for HDMI input or CVBS input (Optional)	<b>LAN</b>	6 x Giga LAN RJ45 Connector
Control			
<b>Button</b>	1 x Power Button		
Accessory			
<b>Accessory</b>	100~240V AC to DC Adapter Power Cord		
Power			

**DIMENSIONS**

UNIT:MM

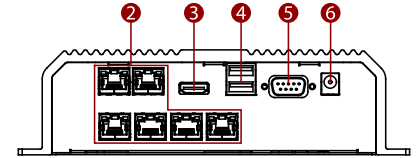


**Front side I/O**



1 Power Switch

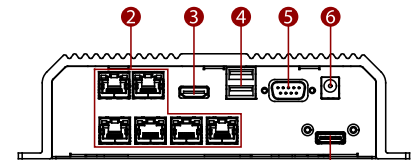
**Rear side I/O**



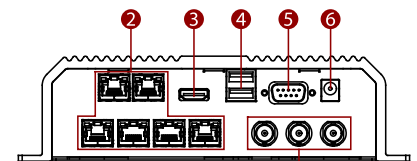
2 LAN  
3 HDMI  
4 USB Type-A  
5 COM  
6 Power Input

**Ordering Information**

1. Customer can optional add HDMI Input
  2. Customer can optional add CVBS Input
- \*Note: 1 and 2 are either one optional I/O ports.



2 LAN  
3 HDMI  
4 USB Type-A  
5 COM  
6 Power Input  
7 HDMI Input (Optional)



2 LAN  
3 HDMI  
4 USB Type-A  
5 COM  
6 Power Input  
7 CVBS Input (Optional)

**NOTE**

- 1.This is a simplified drawing and some components are not marked in detail.
- 2.Please contact our sales representative if you need further product information.
- 3.All specifications are subject to change without prior notice.
- 4.The product shown in this datasheet is a standard model.For diagrams that contain customized or optional I/ O, please contact the Winmate Sales Team for more information.