




# BEVERAGE-AIR®

**DIRECT DRAWS**



# DIRECT DRAWS



**Stainless steel top with drip tray**

**Galvanized steel interior liner**  
with heavy duty stainless steel floor

**Full electronic control**

**Drain tube located at bottom front of cooler**  
connects to floor drain

**Self-closing doors with locks**

**Magnetic gasket attached to each door**  
for positive seal

**Field reversible door**


**Compressor available on left or right side**  
specify at time of order

**Wide variety of options and accessories**

**3 year parts & labor warranty with**  
**an additional 4 year compressor warranty**

**Made in USA**



Units marked with this blue arrow  
are Energy Star certified. 



**LEFT OR RIGHT COMPRESSOR**  
Specify which side the compressor  
should be located at time of order



**DRAIN TUBE**  
bottom front of cooler (condensor side)  
and connects directly to floor drain

## FEATURING

### 3-IN-1 DRAFT SOLUTIONS

Dispense beer, wine, or coffee (other  
non-alcoholic beverages) with the same  
tap—no line/manifold changes needed!

# DYNAMIC PERFORMANCE THAT ENHANCES THE FRONT OF THE HOUSE

## SPECS

MAINTAINS PRODUCT TEMPERATURES OF 36-38°F.

MODEL WIDTH	MODEL #	DOORS	VOLTS	HP	AMPS	CUBIC FEET	WIDTH	DEPTH	HEIGHT	CRATED WEIGHT	# OF STRAIGHT WALL KEGS	FINISH
24"	DD24HC-1-B	1	115	1/6	2	7.66	24	30.13	37.75	174	1	BLACK
	DD24HC-1-S									184	1	STAINLESS FRONT
36"	DD36HC-1-B	1	115	1/4	3.2	8.31	36	24.5	36	250	1	BLACK
	DD36HC-1-S									242	1	STAINLESS
48"	DD48HC-1-B	2	115	1/4	2.50	12.4	48	24.5	36	284	2	BLACK
	DD48HC-1-S										2	STAINLESS
50.5"	DD50HC-1-B	2	115	1/4	2.50	17.86	50.5	29	37.25	290	2	BLACK
	DD50HC-1-S									310	2	STAINLESS FRONT
	DD50HC-1-C-B	2	115	1/4	2.50	17.86	50.5	29	37.25	310	2	BLACK
	DD50HC-1-C-S									310	2	STAINLESS FRONT
59"	DD58HC-1-B	2	115	1/4	2.50	21.86	59	29	37.38	342	3	BLACK
	DD58HC-1-S									376	3	STAINLESS FRONT
	DD58HC-1-C-B	2	115	1/4	2.50	21.86	59	29	37.38	342	3	BLACK
	DD58HC-1-C-S									342	3	STAINLESS FRONT
69"	DD68HC-1-B	2	115	1/3	5.5	25.93	69	29	37.25	380	3	BLACK
	DD68HC-1-S									379	3	STAINLESS FRONT
	DD68HC-1-C-B	2	115	1/3	5.5	25.93	69	29	37.25	400	3	BLACK
	DD68HC-1-C-S									400	3	STAINLESS FRONT
72"	DD72HC-1-B	2	115	1/3	3.1	19.95	72	24.5	36	424	3	BLACK
	DD72HC-1-S									376	3	STAINLESS
79"	DD78HC-1-B	3	115	1/3	5.5	33.59	79	29	37.38	400	4	BLACK
	DD78HC-1-S									400	4	STAINLESS FRONT
	DD78HC-1-B-12T	3	115	1/3	5.5	33.59	79	29	37.38	478	4	BLACK
	DD78HC-1-S-12T									478	4	STAINLESS FRONT
95"	DD94HC-1-B	3	115	1/3	5.5	37.82	95	29	37.38	458	5	BLACK
	DD94HC-1-S									458	5	STAINLESS FRONT
	DD94HC-1-B-12T	3	115	1/3	5.5	37.82	95	29	37.38	532	5	BLACK
	DD94HC-1-S-12T									458	5	STAINLESS FRONT

Height measurement includes mounting height (DD24 only), but excludes tap height. Add average tap height of 15" for total unit height.  
Depth measurement includes handles.

### EXTERIOR FINISHES

- Black
- Stainless Steel

### INTERIOR FINISHES

- Galvanized walls with reinforced stainless steel floor

### AVAILABLE ACCESSORIES

- Wine Models
- Wine Taps
- Faucet Locks
- Glass Rinser
- 1-6 Insulated Stainless Towers/Taps
- Optional 12 Tap Tower for 94" Models
- Dual Tap Placement Option
- No Draft Arm with Hole Cover

### AVAILABLE OPTIONS

- Left or right side compressor
- Remote models available

### MOUNTING OPTIONS

- 6" casters
- 3" casters
- 6" legs



**BEVERAGE-AIR**

**888-845-9800 beverage-air.com**

# 3-in-1 Draft Solutions

Dispense **THREE** distinct beverages using the **SAME TAP!**

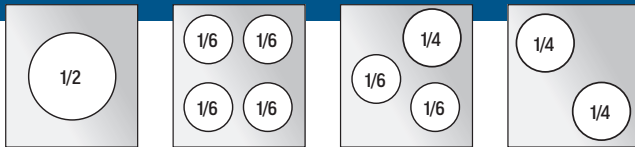
No line or manifold changes needed!

Stainless-steel taps!

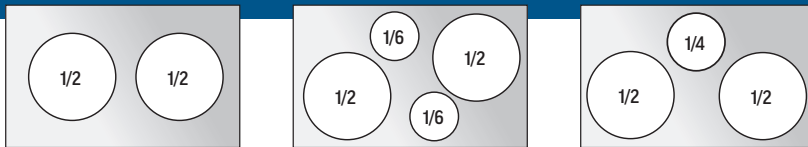
Now standard on all Beverage-Air Direct Draw units, our 3-in-1 Draft Solution allows you to use the same tap to serve three different beverages, such as wine, beer, coffee, and other non-alcoholic beverages.

## Direct Draw Keg Capacities

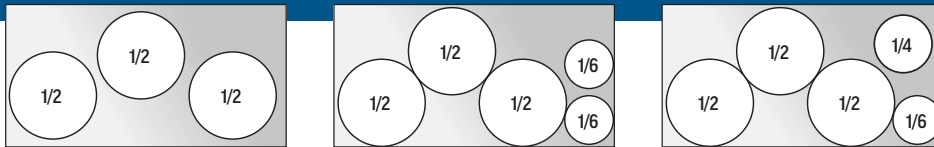
DD24 / DD36



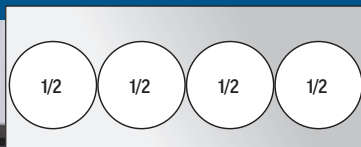
DD48 / DD50



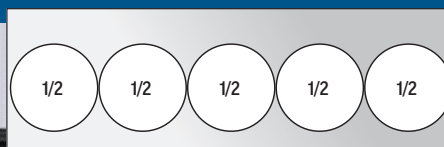
DD58 / DD68 / DD72



DD78



DD94



DD4P-20200420