

This great range of GU10 led lamps utilise SMD technology to provide energy efficient and long life solutions to replace inefficient short life halogen lamps. They are particularly suited to a 50W GU10 Halogen lamp for LED lamp swap to make huge savings in electricity costs very quickly and without the inconvenience of a full LED solution fit-out.



Applications:

- Shop Window Displays
- Hotel Function Rooms & Receptions
- Commercial office buildings
- Bars & Restaurants
- Dining room, kitchen, bedrooms in the home
- Track fittings
- Retail showrooms

Construction:

(PBT) Polybutylene terephthalate housing
Polycarbonate lens

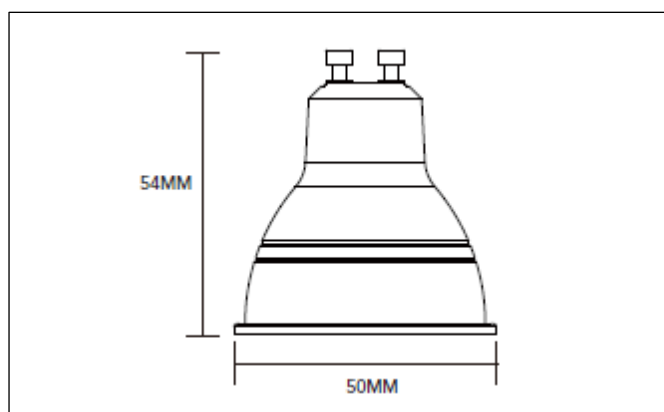
Features:

- Lamp housing made from (PBT) Polybutylene Terephthalate which has exceptional heat conduction properties
- Same dimensional footprint as halogen
- LEDchroic optic producing a beam angle of 38 degrees
- Automated production line LED pick, place and solder of high quality Adayo SMD LED's for:
 - High lumen output
 - Low power consumption
 - Low heat generation
 - High efficacy
- Dimmable 5W version
- High colour rendering index
- Available in 3,000K or 4,000K colour temperature options
- Emits very little heat (infra-red)
- No ultra-violet
- Solid state technology with no filaments or electrodes entering the sealed gas filled bulb
- Wide operating temperature range of -10 to +30 degrees

Benefits:

- Ensures that the heat generated in the chip is conducted away for long life so fewer inconvenient lamp outs in commercial premises
- Contributes to over 20 times longer lamp life than Halogen
- Fit and forget with no maintenance costs throughout life
- Retro-fits into most Halogen fittings
- Provides similar aesthetic and light distribution to traditional Halogen to replicate the lighting effect
- Exceptional quality repeatability for:
 - Consistent light output comparable to 50W Halogen for a one for one retro-fit replacement
 - Reduction in energy costs of over 80%
 - Won't burn if touched
 - Extended LED life whilst reducing cooling costs during warm weather conditions
 - Fulfils the efficacy requirements of Building Regulations
- Dimming with approved leading or trailing edge dimmers provides reduced light when not needed and further reduces energy costs
- Reproduces colour accurately so ideal for retail solutions
- Choice of warm subtle light output for relaxing in the home environment or neutral white light colour for task or work oriented lighting
- Contributes to extended LED life whilst reducing cooling costs
- Flying insects and flies are less attracted to LED light
- Won't fade or tarnish sensitive products such as clothes or jewellery
- Rugged & less susceptible to vibration damage
- Compatible with most mains voltage sensor controls
- Fewer costly or inconvenient premature failures due to material expansion and contraction
- Can be fitted in enclosed downlights

Product Code:	RDM4P530	RDM4P540	RDM5P030DU	RDM5P040DU
Comparable to Halogen (W):	50	50	50	50
Total Power (W):	4.5	4.5	5	5
Total Light Output (lm):	350	375	405	425
Efficacy (lm / cctW):	78	83	81	85
Rated Life (hrs):	30,000	30,000	30,000	30,000
Warranty (yrs):	2	2	2	2
Illuminance at 1m (lux):	500	550	570	600
Beam Angle (deg):	38	38	38	38
CCT (K):	3,000	4,000	3,000	4,000
CRI (Ra):	80	80	80	80
Ingress Protection (IP):	20	20	20	20
Operating Temperature (°C):	-10 < Ta < +30	-10 < Ta < +30	-10 < Ta < +30	-10 < Ta < +30
Operating Voltage (Vac):	220-240	220-240	220-240	220-240
Power Factor (PF):	0.5	0.5	0.5	0.5
Height (mm):	54	54	54	54
Diameter (mm):	50	50	50	50
Box Qty:	1	1	1	1
Weight (kg):	0.05	0.05	0.05	0.05
Dimmable:	No	No	Yes	Yes



Cone Illuminance Diagram:

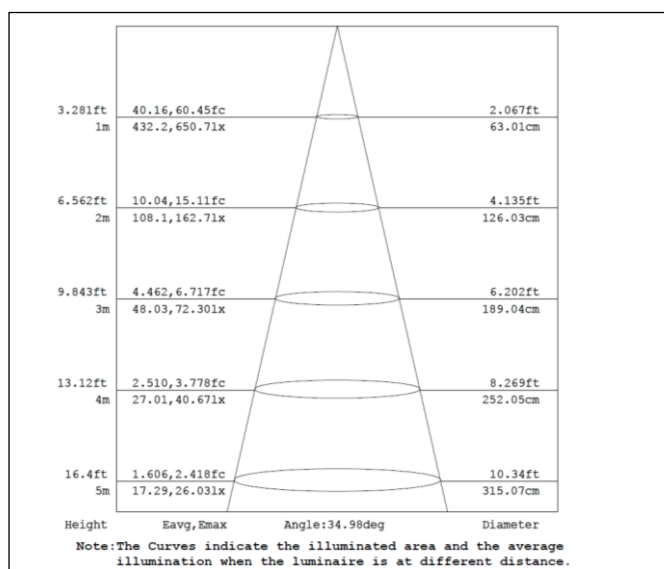


Diagram for RDM5P030DU. Other diagrams available on request

Standards & Approvals:

Complies with: EN 55015, EN 61547, EN 61000-3-2, EN 61000-3-3, EN 62560, EN 62471, EN 62493



Polar Intensity Diagram:

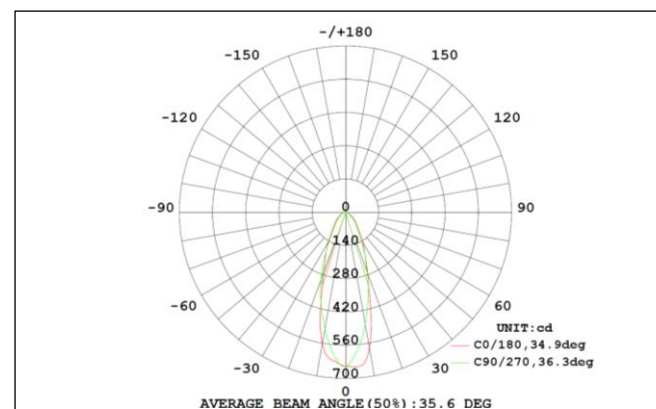


Diagram for RDM5P030DU. Other diagrams available on request