



# Safety Guide


## User’s Manual




© 2015 VAIO Corporation / Printed in Japan  
4-V00-169-01(1)



## Safety Information and Precautions

- Turning off your computer with the  power button does not disconnect the computer completely from mains voltage. To disconnect it completely, unplug the AC adapter or the power cable from mains. The socket-outlet shall be installed near the equipment and shall be easily accessible.
- To prevent possible damage and risk of ignition to your computer during transportation, first attach any supplied connector covers and slot protectors in their appropriate locations, and secure the battery pack in the battery compartment if it is removable.
- The wireless keyboard (if supplied) is intended for use only with a UL Listed I.T.E. computer.
- To avoid a possible fire or shock hazard, keep your VAIO computer away from rain or moisture.
- To avoid a possible electrical hazard, do not disassemble your VAIO computer. Be sure to ask qualified personnel for servicing if necessary.
- Do not put your VAIO computer directly on your lap when you intend to use it for an extended period of time. The temperature of the bottom of the computer will rise while the computer is in operation and over time could result in discomfort or burns.
- Keep the AC adapter away from your body. The AC adapter will be heated while your VAIO computer is in operation and may cause discomfort or burns if it is kept in contact with your skin.
- Do not block the air exhaust or intake vents while your VAIO the computer is in operation. Blocking the air vents restricts airflow and may cause internal overheating, resulting in

- deformation or malfunctions of your VAIO computer or a fire hazard.
- Observe the following to ensure adequate airflow and successful operations of your VAIO computer:
    - Do not use the computer on a soft surface (rugs, cushions, blankets, etc.), on a dust-covered surface, or near draperies where airflow may be blocked. Always use the computer on a hard, flat surface.
    - Do not use the computer and/or the AC adapter while both or either is covered or wrapped in cloth. Keep the AC adapter uncluttered with other objects.
    - Before putting the computer in a bag, turn off the computer or place it into Sleep mode and make sure the power indicator, if equipped, is off.
  - Before holding your VAIO computer, be sure to wait until it cools down. The vicinity of the air exhaust vent may be extremely hot.
  - Keep the battery pack, if removable, installed when you use your VAIO computer.
  - Keep your VAIO computer away from a location subject to:
    - heat (in close range of heat sources, including a radiator and a air duct)
    - magnetic interference (in close range of magnetic sources, including a strong magnet and unshielded speakers)
    - direct sunlight
    - excessive dust
    - moisture or rain
    - mechanical vibration or shock
    - extremely high or low temperatures
    - high humidity
  - VAIO recommends you use the battery pack, if removable, and the AC adapter that are supplied with your VAIO computer. If either of these items needs to be replaced in the course of the product life cycle, be sure to use a compatible genuine VAIO battery pack or AC adapter. VAIO Corporation disclaims and

- assumes no liability for any consequences that may arise from:
- use of a non-genuine VAIO battery pack or AC adapter with your VAIO computer.
  - disassembly, alteration of, or tampering with the genuine VAIO battery pack.
  - Do not use the wireless functions on hospital premises as it may cause medical devices to malfunction.
  - Check and respect for the airline's regulations on use of the wireless functions. If use of the wireless functions is prohibited in the aircraft, turn off all the wireless functions of your VAIO before boarding. Select  (start), **Settings**, and **Network and Internet**. Then, turn on **Airplane mode**. If you urgently need to disable the wireless functions, turn off the computer and the wireless keyboard (if supplied).
  - The wireless functions and magnetic components of your VAIO computer and wireless keyboard (if supplied) may cause interference to a cardiac pacemaker. Make sure that you are at least 8 inches / 20 cm away from a person with a cardiac pacemaker when you use them. VAIO Corporation assumes no liability for any consequences that may arise from interference to the pacemaker.
  - Do not use any aerosol products (air dusters, aerosol sprays, etc.) to clean your VAIO computer as it may let flammable gas seep into the interior of the computer. If one of the internal components of the computer (motors, switch contacts, etc.) sparks, the gas may ignite and cause an explosion or fire.
  - Your VAIO computer and the wireless keyboard (if supplied) contain magnetic components. Keep any magnetically sensitive items (magnetic cards, tickets, etc) away from them as bringing such an item close to them may cause corruption of the stored data.

## FCC Information and Precautions

- This equipment has been tested and found to comply with the limits for a Class B digital device, pursuant to Part 15 of the FCC Rules. These limits are designed to provide reasonable protection against harmful interference in a residential installation. This equipment generates, uses, and can radiate radio frequency energy and, if not installed and used in accordance with the instructions, may cause harmful interference to radio communications. However, there is no guarantee that interference will not occur in a particular installation. If this equipment does cause harmful interference to radio or television reception, which can be determined by turning the equipment off and on, the user is encouraged to try to correct the interference by one or more of the following measures:
  - Reorient or relocate the receiving antenna.
  - Increase the separation between the equipment and receiver.
  - Connect the equipment into an outlet on a circuit different from that to which the receiver is connected.
  - Consult the dealer or an experienced radio/ TV technician for help.
- Changes or modifications not expressly approved by the party responsible for compliance could void the user’s authority to operate the equipment.  
NOTE: The manufacturer is not responsible for any radio or TV interference caused by unauthorized modifications to this equipment. Such modifications could void the user’s authority to operate the equipment.
- Only peripherals (computer input/output devices, terminals, printers, etc.) that comply with FCC Class B limits may be attached to this computer product. Operation with noncompliant peripherals is likely to result in interference to radio and television reception.
- All cables used to connect peripherals must be shielded and grounded. Operation with cables connected to peripherals that are not shielded

- and grounded may result in interference to radio and television reception.
- The available scientific evidence does not show that any health problems are associated with using low power wireless devices. There is no proof, however, that these low power wireless devices are absolutely safe. Low power Wireless devices emit low levels of radio frequency energy (RF) in the microwave range while being used. Whereas high levels of RF can produce health effects (by heating tissue), exposure of low-level RF that does not produce heating effects causes no known adverse health effects. Many studies of low-level RF exposures have not found any biological effects. Some studies have suggested that some biological effects might occur, but such findings have not been confirmed by additional research. This equipment has been tested and found to comply with FCC radiation exposure limits set forth for an uncontrolled environment and meets the FCC radio frequency (RF) Exposure Guidelines.
  - The following applies only to the wireless keyboard (if supplied). This equipment complies with FCC radiation exposure limits set forth for an uncontrolled environment and meets the FCC radio frequency (RF) Exposure Guidelines. This equipment has very low levels of RF energy that are deemed to comply without testing of specific absorption rate (SAR).
  - This transmitter must not be co-located or operated in conjunction with any other antenna or transmitter except Grant condition.
  - Only use Wireless LAN indoors when using it with IEEE 802.11a/n(5GHz)/ac.
  - High power radars are allocated as primary users (meaning they have priority) of 5250-5350 MHz and 5650-5850 MHz and these radars could cause interference and/or damage to this device.

## Battery Information and Precautions

- Caution: Risk of explosion if battery is replaced by an incorrect type. Replace only with the same or equivalent type recommended by the manufacturer. Dispose of used batteries according to the instructions.
- The battery pack used in this device may present a fire or chemical burn hazard if mistreated.
- Do not crush, disassemble, heat above 140°F / 60°C or incinerate.
- Dispose of used batteries promptly and properly.
- Keep away from children.
- Do not attempt to short-circuit the metal terminals of the battery pack or let them wet with any liquid, for example, water, coffee, or juice.
- Do not handle damaged or leaking lithium ion battery packs.
- Do not charge the battery pack in any way other than as described in the **Startup Guide** or as designated by VAIO in writing.

## Other Precautions

### Notes on Information Contained in this Manual

- This manual and the software described herein, in whole or in part, may not be reproduced, translated, or reduced to any machine-readable form without prior written approval.
- Your VAIO computer contains software owned by VAIO Corporation and licensed by third parties. Use of such software is subject to the terms and conditions of the software license agreement enclosed with the computer.
- Features and specifications are subject to change without notice.
- VAIO Corporation reserves the right to make any modification to this manual or the information contained herein at any time without notice.
- The software described herein is governed by the terms of a separate user license agreement.
- VAIO Corporation provides no warranty with regard to this manual, the software, or other information contained herein and hereby expressly disclaims any implied warranties or merchantability or fitness for any particular purpose with regard to this manual, the software, or such other information. In no event, VAIO Corporation assumes no liability for any incidental, consequential, or special damages, whether based on tort, contract, or otherwise, arising from or in connection with this manual, the software, or other information contained herein or the use thereof.

### Notes on Consumables

Your VAIO computer contains consumables (a battery pack, etc) that wear out or deteriorate in quality over time under normal use. The life of individual consumables varies according to usage conditions and how frequently they are used. An extremely worn-out or deteriorated consumable, however, could cause a decline in performance of the computer and may require replacement in order to regain the functionality of your VAIO computer.

### Disclaimer on Compensation for Lost Recordings

VAIO Corporation is not liable and will not compensate for any lost recordings made to your VAIO computer, external recording media, or recording devices or any relevant losses, including when recordings are not made due to reasons including the computer failure, or when the contents of a recording are lost or damaged as a result of the computer failure or repair undertaken to the computer. VAIO Corporation will not restore, recover, or replicate the recorded contents made to the computer, external recording media, or recording devices under any circumstances.

### Notes on Using Your VAIO Computer Running on Battery Power

When the battery pack is running out of power, power to your VAIO computer could be cut off in any minute and you may lose your unsaved data. While the computer is running on battery power, save your data as frequently as possible.

### Notes on the LCD Screen

The LCD screen is manufactured with high-precision technology. You may, however, find a few dead (dark) and/or stuck (bright) pixels on the LCD screen. (The percentage of those dead and stuck pixels in the total number of pixels in the LCD is less than 0.0006%.) In addition, depending on your viewing angle, color streaks or dark streaks may appear on the LCD screen. These are structural phenomena of the LCD screen and do not indicate malfunctions. VAIO Corporation will not accept returned products or provide alternatives with regard to the above matter.

### Notes on Moisture Condensation

A rise in the ambient temperature of your VAIO computer (for example, bringing the computer suddenly into a warmer location from a colder one, heating up the room where the computer has long been left on a cold winter morning, etc.) may cause moisture condensation to form on the exterior or the interior of the computer. Do not start the computer in such a condition as it may cause malfunctions. Wipe off the condensation and leave the computer for about one hour to let it warm up to the temperature level where no more condensation forms.

### Notes on Heat Buildup

Using or turning off your VAIO computer may cause heat buildup in the battery pack due to CPU operations and charge currents. This does not indicate a malfunction.

### Notes on Wi-Fi (Wireless LAN) Communications

- Taking security measures for Wireless LANs is extremely important. VAIO Corporation assumes no liability for any security problems that may arise from the use of Wireless LANs.
- The Wi-Fi communication speed and range vary according to the following:
  - Distance between devices
  - Existence of obstacles between devices
  - Device settings
  - Signal quality
  - Ambient environment (including wall material, etc.)
  - Apps in use
- The Wi-Fi communications may be interrupted by signal interference.

### Notes on Using the Wireless Keyboard (if supplied)

- The wireless communication speed and range vary according to the following:
  - Distance between devices
  - Existence of obstacles between devices
  - Device settings
  - Signal quality
  - Ambient environment (including wall material, etc.)
  - Apps in use
- The wireless communications may be interrupted by signal interference.

### Notes on BLUETOOTH Communications

- The BLUETOOTH communication speed and range may vary according to the following:
  - Distance between devices
  - Existence of obstacles between devices
  - Device settings
  - Radio conditions
  - Ambient environment (including wall material, etc.)
  - Apps in use
- The BLUETOOTH communications may be interrupted by signal interference.

## Notes on Using Memory Cards

Your VAIO computer has been tested and found to support some but not all types of the SD, SDHC, and SDXC memory cards. For more information about the supported memory cards, visit our support website at: <http://us.vaio.com/support/>.

## Notes on Using the TPM

The TPM security feature on your VAIO computer does not ensure complete security of your data and hardware. VAIO Corporation assumes no liability for any problems and damage arising from your use of or inability to use the TPM.

## Notes on the Password

You are responsible for remembering the password that you set. VAIO Corporation assumes no liability for any consequences that may arise because you forget your password.

## Notes on the Copyright

- Copyright 2015 VAIO Corporation. All rights reserved.
- Except for your personal use, the audio visual contents you have downloaded are protected by the copyright law and you are abide by the terms and conditions of the license agreement and the rules and regulations of the copyright law. It is against the law to copy, alter, and/or reproduce such contents without approval from the respective copyright owners.

## Notes on the Supplied Apps

The apps supplied with your VAIO computer are provided under the license or royalty agreement. Copying these apps without approval is against the law. It is also against the law that you lend commercially available software you purchased to someone else and/ or you borrow any software from someone else and use it. Before you use the supplied apps, be sure to thoroughly read the terms and conditions of their respective license agreements.

Some supplied apps can be individually uninstalled or installed. However, VAIO Corporation does not guarantee successful operations of your VAIO computer if you uninstall or install such apps. For more information about the supplied apps, refer to their respective help files.

## Notes on Using Commercially Available Software and Peripheral Devices

Some software and peripheral devices commercially available for Windows may not be supported by your VAIO computer. When you purchase such software or peripheral devices, be sure to ask your dealer or respective manufacturers for compatibility beforehand. VAIO Corporation assumes no liability for any consequences that may arise from use of such software and peripheral devices, nor will it guarantee successful operations of your VAIO computer if you install any operating system other than the one preinstalled.

## Notes on Deleting Data Before Transfer or Disposal of the Computer

With common methods for deleting data, deleted data actually remains hidden on a personal computer and can be recovered by special software. To prevent a possible breach of sensitive data, it is critical to wipe out all the data from your VAIO computer on your own account before you transfer it to a third party or dispose of it. VAIO Corporation assumes no liability for any consequences that may arise from a data breach.

In addition, be aware that transferring your VAIO computer to a third party without wiping out the preinstalled software (OS, application software, etc.) may violate the terms and conditions of the software license agreement. For the detailed instructions on wiping data, visit our support website at: <http://us.vaio.com/support/>

## Notes on Setting Up an Appropriate Work Environment

The following describes where to or not to place your VAIO computer and ergonomic instructions.

### Where to place your VAIO computer

When placing your VAIO computer, make sure:

- You have easy access to a power outlet and necessary ports.
- You allow enough space around the computer.
- The computer is on a flat, wide surface and you have a full view of the computer screen.
- You sit upright and straight in front of the computer and keep your forearms parallel to the floor.

### Where not to place your VAIO computer

Placing your VAIO computer in an inappropriate location may cause damage to the computer or malfunctions. Do not place it in a location subject to:

- Direct sunlight
- Magnetic interference (in close range of magnetic sources)
- Heat (in close range of heat sources, including a room heater)
- Excessive dust
- High humidity
- Poor ventilation

### !Notes

- Be aware that the vicinity of the exhaust vent may be heated while your VAIO computer is in operation.
- Do not place any object that may block airflow near the air exhaust vents.

### 🔔Hint

Your VAIO computer uses high-frequency radio signals and may cause interference to radio or TV reception. If this occurs, move the computer away from the radio or TV to allow a suitable distance.

### Ergonomic considerations

Whenever possible, you should attempt to take account of the following ergonomic considerations.

### Furniture and posture

Sit in a chair with good back support. Adjust the level of the chair so your feet are flat on the floor. A footrest may make you more comfortable.

Sit in a relaxed, upright posture and avoid slouching forward or leaning far backwards.

### Computer screen angle and brightness

Adjust the angle and brightness of your VAIO computer screen. It would be ergonomically optimum if the screen is positioned at or slightly below your eye level when you sit in front of the computer. With the angle and brightness properly adjusted in terms of ergonomics, you can reduce eye strain and muscle fatigue.

### Lighting

Choose a location where sunlight through windows or room lighting does not cause glare and reflection on the computer screen. Proper lighting adds to your comfort and work efficiency.

### !Note

While adjusting the computer screen angle, do not exert excessive pressure to avoid a risk of mechanical damage.

### 🔔Hint

The same considerations apply when you use an external display.

## Notes on Handling Your VAIO Computer

Observe the following to avoid damage to your VAIO computer and malfunctions.

- Place your VAIO computer gently on a flat surface to avoid a mechanical shock.
- Before moving your VAIO computer, be sure to turn it off and unplug all connected cables to avoid hard disk malfunctions.
- Do not let your VAIO computer drop or hit against any object. Even a slight shock or vibration may cause hard disk malfunctions.
- Do not place your VAIO computer in any unstable orientations.

## Notes on Cleaning Your VAIO Computer and the Computer Screen

Before cleaning your VAIO computer and the computer screen, be sure to read the following:






### When cleaning your VAIO computer

- Turn off your VAIO computer and unplug the AC adapter beforehand.
- Use a soft, dry cloth to wipe debris and dust off your VAIO computer. When it is extremely smudged, blow on the computer surface and wipe off the smudge, or clean it with a lightly wet cloth and then wipe of the remaining moisture with a dry cloth.
- Do not use solvents such as benzine, acetone, alcohol, paint thinner, or commercially available cleaners as these may cause damage to the surface or coating of your VAIO computer.
- When you remove debris and dust from underneath the keys (keycaps) on the keyboard of your VAIO computer, do not use a vacuum cleaner or remove any keycap as it may cause malfunctions. Use a blower, instead, to blow them off.

### When cleaning the computer screen

- Use a soft, dry cloth to wipe debris and dust off the computer screen. When it is extremely smudged, blow on the screen surface and wipe off the smudge, or clean it with a lightly wet cloth and then wipe of the remaining moisture with a dry cloth.
- Do not use solvents such as benzine, acetone, alcohol, paint thinner, or commercially available cleaners as these may cause damage to the computer screen.

# Trademarks

-  and "VAIO" are the trademark of Sony Corporation.
- Ultrabook, Celeron, Celeron Inside, Core Inside, Intel, Intel Logo, Intel Atom, Intel Atom Inside, Intel Core, Intel Inside, Intel Inside Logo, Intel vPro, Itanium, Itanium Inside, Pentium, Pentium Inside, vPro Inside, Xeon, Xeon Phi, Xeon Inside, and Iris are trademarks of Intel Corporation in the U.S. and/or other countries.
- Windows and the Windows logo are either registered trademarks or trademarks of Microsoft Corporation in the United States and/or other countries.
- The terms HDMI and HDMI High-Definition Multimedia Interface, and the HDMI Logo are trademarks or registered trademarks of HDMI Licensing LLC in the United States and other countries.
- DisplayPort, DisplayPort Compliance Logo, DisplayPort Compliance Logo for Dual-mode Sources and DisplayPort Compliance Logo for Active Cables are trademarks owned by the Video Electronics Standards Association in the United States and other countries.
- USB-IF SuperSpeed USB Trident Logo is a registered trademark of USB Implementers Forum, Inc.  ©
- SD Logo is a trademark of SD-3C, LLC. 
- SDHC Logo is a trademark of SD-3C, LLC. 
- SDXC Logo is a trademark of SD-3C, LLC. 
- Wi-Fi® is a trademark or registered trademark of Wi-Fi Alliance®.
- The Bluetooth® word mark and logos are registered trademarks owned by Bluetooth SIG, Inc. and any use of such marks by VAIO Corporation is under license. Other trademarks and trade names are those of their respective owners.
- The following are registered trademarks or trademarks of Autodesk, Inc., and/or its subsidiaries and/or affiliates in the USA and other countries: SketchBook, SketchBook Copic Edition, SketchBook Designer, SketchBook Express, SketchBook Express for iPad, SketchBook Express for Android, SketchBook Ink, SketchBook Pro, SketchBook Pro for iPad, and SketchBook Pro for Android. All other brand names, product names or trademarks belong to their respective holders.
- All other names of systems, products, and services are trademarks of their respective owners. In the manual, the ™ or ® marks are not specified.