


11. SETUP PHOTOS

ANTENNA PORT CONDUCTED RF MEASUREMENT SETUP




FRONT PHOTO

FREQUENCY TOLERANCE OVER EXTREME CONDITIONS




FRONT PHOTO


RADIATED RF MEASUREMENT SETUP CONFIGURATION




Below 1GHz FRONT PHOTO



Below 1GHz BACK PHOTO



Above 1GHz FRONT PHOTO



Above 1GHz BACK PHOTO

END OF REPORT