



**BOSCH**

Invented for life

# Laundry Solutions

Featuring i-DOS: the automatic, self-dosing system and the range of Bosch laundry appliances.

**EUROPE'S  
BRAND NO.1\***



\*For major domestic appliances. Source: Euromonitor, volume sales, 2016

## Why choose Bosch?



### Quality comes from experience

Before a washing machine leaves our factory, we test every tiny detail and subject it to endless stress tests. In addition, they have to wash and dry 16,000 kg of washing – not just any old how, but perfectly. Because only when every one of the 1,000 or so components in our washing machines meets our high standards of function, quality and reliability 100%, is a Bosch appliance ready to face its most important challenge: being used by you at home.



### Sustainability

This signet denotes products that focus on energy and water efficiency while achieving top performance based on Bosch technologies – and, like all Bosch products, have been manufactured with the aim of minimising their impact on the environment. The signet stands for the resource-efficiency of our products – quite simply, for their 'Green Technology'.



### 10 Year EcoSilence Drive® motor warranty

The EcoSilence Drive® is Bosch's most powerful motor to date. Instead of supplying electricity to the rotating armature via carbon brushes, we equipped the armature itself with extremely strong permanent magnets. As a result, we are able to offer a 10-year motor warranty on washing machine models that feature the EcoSilence Drive®.

# Choose the right laundry appliance for all your needs.

All our washing machines and dryers offer a range of advanced technologies as standard and additional options across the ranges to suit your individual requirements. To help you choose the right Bosch laundry appliance we have divided them into the ranges below.

## HomeProfessional: Best in class.

Our **HomeProfessional** dryer is known for its energy efficiency and quiet operation. **Fast dryer technology** pumps in air at a higher operating temperature, drying your clothes up to 8 minutes per kilogram faster than other Bosch heat pump dryers in our range.



Dryer

## Series 6: Your eco-friendly laundry appliance.

Our **Series 6** range offer great value for money but do not compromise on Bosch build quality. The Series 6 washing machines with the **EcoSilence Drive®** are not only user-friendly, durable and extremely quiet, but they always get your laundry perfectly clean using the least amount of energy. Series 6 dryers are also known for their **sensor technology** that monitors the residual moisture and temperature during the drying process to ensure garments are dried efficiently. Additionally, our Bosch **washer/dryer** combines the best of both worlds, allowing you to wash and dry your laundry in only 60 minutes.



Washer

Washer Dryer

## Series 8: Enjoy more family time.

The appliances of Series 8 not only fulfil all of the demands for perfection, but their clever sensors and functions also reduce your work. The **i-DOS** automatic, self-dosing system adds the optimum amount of liquid detergent for every load. Our dryers with **ActiveAir technology** reuse air efficiently during the entire drying process. The **SelfCleaning Condenser™** saves you the trouble of cleaning it, ensuring your dryer performs at its best, load after load and leaving you with more time to spend with your family. In short, our Series 8 range achieves perfect results with ease.



Washer

Dryer

## Series 4: The everyday performer.

In everyday family life, entire mountains of laundry seem to build up. Sometimes you need them to be washed quickly, this is why we have developed **SpeedPerfect**, a wash option that operates up to 65% faster, saving you time when you need it. The Series 4 dryers with the Sensitive drying system provide gentle drying thanks to our unique drum structure **VarioDrum**.



Washer

Dryer

## i-DOS: the automatic self-dosing system.

Using too much detergent can result in higher water and energy consumption, as well as visible accumulation of detergent residue on your clothes. On the other hand, too little detergent may lead to stains not being completely removed, discolourations and unpleasant odours. Bosch i-DOS solves this problem by carefully determining the exact wash conditions before dispensing the precise amount of detergent to deliver perfect wash results.



### Correct Dosing with i-DOS:

i-DOS, the integrated automatic dosing system, dispenses the correct amount of liquid detergent to the very millilitre. That means, less guess work and no more incorrect dosing – and a saving of up to 7.062\* litres of water a year.



\*Source: wfk, Institute for Applied Research, Survey Report WL5132/10 (Germany)



#### Manual dosing.....

If you prefer, you can of course continue to dose manually for all programs, except the automatic ones. This is ideal, for instance, when you wish to use a special detergent, powder or stain remover.

#### i-DOS drawer 1

Add up to 1.3 litres of liquid detergent (eg. universal or colour) to this drawer.

#### i-DOS drawer 2

Add up to 0.5 litres of liquid detergent or fabric conditioner to this drawer.

#### Automatic program

All you have to do to obtain perfect washing results is press the start button: with the automatic program, the optimum amount of detergent is dosed automatically and the wash process optimally adjusted to the demands of the particular wash load.

## What could be more simple? Fill up once and wash 26 times.#

You can rely on this convenience: fill up once and save every time you wash. Thanks to intelligent automatic dosing and automatic programs, the Bosch i-DOS always does everything exactly right.


#### This is how i-DOS works:

Special sensors determine the laundry's weight, fabric type and in the automatic programs, even the degree of soiling.

Based on these factors, the optimum amount of detergent is dispensed.



Laundry weight



Fabric type



Soiling level

# Based on OMO Ultimate Liquid Detergent – average 50ml dose for a normal load.



# Save more time, water and energy than ever before.

The latest Bosch laundry appliances give you peace of mind when washing your clothes. With a range of advanced technologies across our models they clean your clothes perfectly and energy efficiently.



## **ActiveWater™ Plus: Technology that saves money and the environment, thanks to the efficient water management system.**

ActiveWater™ Plus technology takes this to the next level of intelligence boasting up to 256 load levels, which can detect the precise amount of water flowing into the machine. This means that 1kg of laundry can be washed just as efficiently as a full 8kg load.



## **AntiStain for reliable stain removal.**

The AntiStain System easily removes 16 of the most stubborn stains, ranging from chocolate to grass and red wine. The washing machine automatically adjusts the temperature, drum movement and soak time to relevant stains before the chosen program starts.



## **VarioPerfect™: Wash faster or more energy efficiently.**

VarioPerfect ensures top wash results for all types of fabrics and every load. With VarioPerfect, you can set most programs to be quicker or more efficient with the SpeedPerfect and EcoPerfect functions. This reduces time by up to 65% or energy by up to 50%.



## **Reload function: Add items after the wash program has started.**

This allows you to add additional items of laundry during 89% of the wash cycle if it is within safe water and temperature levels.

## Features and functions for everyday use.

10 year  
Motor  
Warranty



### EcoSilence Drive®

Setting a new benchmark in energy efficiency, the EcoSilence Drive® motor works without brushes to eliminate mechanical stress, friction and wear – providing better washing performance. As there is no friction, there is also no excessive motor noise. That makes the EcoSilence Drive® one of the quietest motors in its class and the best example that 'less can indeed be more'.

### ActiveWater™ technology

All Bosch washing machines feature an automatic load sensing function that adapts the water consumption to the relevant load size.

### AntiVibration™ side walls

The design of the side walls is not only eye catching, the system also provides greater stability and reduces vibration. The enhanced insulation also regulates noise levels, making Bosch washing machines very quiet even during the spin cycle.

### Asymmetrical porthole

The glass of the special asymmetrically curved porthole softly projects into the VarioDrum. It gently returns washing back into the centre of the drum on each rotation, ensuring even circulation.

### Sensor technology

A network of intelligent sensors automatically control the wash process that not only ensures perfect wash results, but minimises water and energy consumption.



### AquaStop™ anti-flood protection

The AquaStop™ system provides 100% anti-flood protection\* and is guaranteed for the entire service life of the appliance.

### User-friendly interface

Stylish, straightforward control panel with JogDial and LED display for easy selection of wash programs, spin speeds, temperature and other functions.

### Child lock

For added safety, the door can be locked manually to prevent children from accidentally opening the door. The buttons can also be locked to prevent tampering during operation.

### VarioDrum

The new VarioDrum design is gentle on your clothes, offering the best in garment care.

### EcoProjection

An LED bar displays five possible levels of water and energy consumption per kilogram, giving you an indicator of the resource efficiency of your chosen program/option combination. The less bars shown, the greater the resource efficiency of the wash cycle.



Features vary depending on model. Please check individual product specifications.

\* Must be connected and switched on at the mains.

# Your guide to our wash programs and options:



## Allergy Plus

A higher water level, extra rinse cycles and a higher water temperature (eg. 60°C) wash away detergent residues left in the laundry for exceptional hygienic cleaning. Good news for those with sensitive skin.

## Delicates / Silk

A wash program suitable for silks, delicate viscose and synthetic items. The standard wash temperature is preselected at 30°C, and depending on the fabric wash instructions, may be increased to 40°C or even reduced to a cold wash to provide a temperature-controlled wash.

## Wool

The wool program is tailored to give the optimum treatment for wool garments. It offers a gentle wash action at an optimum temperature of 30°C. The gentle spin at the end of the cycle extracts water gently, which helps garments retain their shape.

## Temperature selection

Manually adjust the temperature of the wash cycle to suit the specific garments in the load.

## Pre-wash

For stubborn stains or heavily soiled garments, a pre-wash will loosen dirt and remove it prior to the main wash.



## Quilt

This program uses higher water levels for washing and rinsing. Ideal for washing larger textiles such as quilts, duvets, blankets, bedcovers and pillows filled with synthetic fibres up to 2.5kg.

## Night Wash

This program has the end sound turned off, thus making it suitable to be run at night. It uses 40°C hot water to wash and dries at a spin speed of 800 rpm with lower noise output. Suitable for cotton, synthetic fabrics or blended fabrics. Maximum load capacity 3.5kg.

## SuperQuick 15 / SuperQuick 30

A short wash program of approximately 15 minutes for up to 2kg of lightly soiled washing or a 30 minute wash program for up to 3.5kg. A wash, with extra rinse cycles and improved rinse spinning, this is one of the shortest complete wash programs.

## Easy Iron

Clothes are tumbled gently during the normal program spin cycle and then at the end of the spin phase. This keeps laundry fluffy and tangle-free for reduced creasing and easy ironing.



## Sportswear

The Sportswear wash program is designed specifically for performance and sports fabrics with micro-fibre technology, like those used for gym, cycling or jogging. The program offers two rinse cycles with a gentle washing action for greater fabric protection.

## Drum Clean with reminder

To prevent odour build-up, a regular drum clean is recommended if you regularly wash at 40°C or lower. An LED reminder function will flash after more than 20 washes (of 40°C or lower) when drum clean is required.

## Start Delay

With the 24h Start Delay, you can enjoy even more flexibility. You can preset the required end time for the washing machine program to be completed by. That way, your washing will be finished exactly when you want.

## Mixed load / Mix

A program designed to wash mixed fabrics of up to 3.5kg in approximately 60 minutes. Ideal for garments that need to be washed urgently, without the need to wait for a full load.

## Easy Care / Synthetics

Recommended for synthetic and blended fabrics up to 4kg, with a temperature of 60°C.



## Cottons Eco

For even greater efficiency, Bosch has developed a program for the resource-savvy. On selected models, the Cottons Eco wash program offers an initial 60 minute wash cycle before the first rinse. Ideal for light-to-medium soiled garments, a longer wash reduces resource consumption, while still providing impressive wash results.

## Dark Wash

Dark clothes, particularly jeans, often need special treatment. The Dark Wash program suitable for cotton and synthetic textiles, features low water temperatures, which provide better wash results for darker garments. The gentle washing action helps protect fibres against bleeding and keeps dark clothes looking new.

## Shirts / Blouses

This program is ideal for up to 2kg of shirts and blouses. The gentle spin cycle makes ironing effortless and for greater convenience, no-iron shirts can simply be hung to dry.

## Drum Clean

To prevent odour build-up, a drum clean is recommended before first use of your washing machine, and if you regularly wash at 40°C or lower.



# Bosch Washing Machines



	WAW32640AU Series 8	WAW28460AU Series 8	WAT24261AU Series 6
<b>Design Features</b>	Opening angle (degrees) Screen display panel	171° LED	165° LED
<b>Performance Features</b>	Max capacity	8.5kg	8kg
	Water efficiency rating	4.5 Star (73 litres per wash)	5 Star (57 litres per wash)
	Energy efficiency rating	4.5 Star (250 kWh per annum)	4 Star (320 kWh per annum)
	Spin speed control (min – max rpm)	400–1600	400–1200
	ActiveWater™ technology	ActiveWater™ Plus	ActiveWater™ Plus
<b>Additional Features</b>	EcoSilence Drive®	●	●
	AntiVibration™ side walls	●	●
	Drum system	VarioDrum	VarioDrum
	Drum volume	65 litres	58l
	Operating noise volume (dB)	47–73	47–71
	Self-cleaning detergent drawer	●	●
	i-DOS automatic dosing system	●	●
	Reload function	●	●
	Energy/Water consumption indicator	●	●
	All Bosch washing machines have automatic load adjustment, foam detection, time remain indicator, end-of-cycle signal and can also be placed under bench (built-under)	●	●
<b>Wash Programs</b>	No. of Programs	14	14
	No. of additional options	5	4

<b>Programs (Standard)</b>	Cottons	●	●	●
	Cotton Eco			
	Cotton Stains			
	Easy-Care	●	●	●
	Mixed load	●	●	●
	Delicates / Silk	●	●	●
	Wool	●	●	●
	Automatic	●	●	●
	Spin / Drain	●	●	●
	Reduced spin / Gentle spin			
	Rinse / Freshen up	●	●	●
	Dark Wash / Jeans			
	Sportswear	●	●	●
	Shirts / Blouses			
	Kidswear			
	Allergy Plus	●	●	●
	Sensitive Skin			
	Drum Clean			
	Drum Clean with reminder	●	●	●
<b>Wash Options</b>	Night wash	●	●	●
	Quilt			
	SuperQuick 15 min program	●	●	●
	SuperQuick 30 min program	●	●	●
	SpeedPerfect	●	●	●
	EcoPerfect	●	●	●
	Temperature selection	●	●	●
	Time delay	●	●	●
	Prewash	●	●	●
	Intensive			
<b>Safety Features</b>	Easy Iron	●	●	●
	Rinse Plus	●	●	●
	Water protection system	AquaStop™	AquaSecure	AquaSecure
	Child lock	●	●	●
<b>Dimensions (mm)</b>	(H x W x D)	845 x 600 x 590	845 x 600 x 590	848 x 598 x 590

# Bosch Washing Machines



	WAT24220AU Series 6	WAN22120AU Series 4	WAK24160AU* Series 4
<b>Design Features</b>	Opening angle (degrees) 165° Screen display panel LED	175° LED	165° LED
<b>Performance Features</b>	Max capacity 8kg	7.5kg	7kg
	Water efficiency rating 4.5 Star (68 litres per wash)	4.5 Star (64 litres per wash)	4 Star (72 litres per wash)
	Energy efficiency rating 4 Star (315 kWh per annum)	4 Star (285 kWh per annum)	4 Star (264 kWh per annum)
	Spin speed control (min – max rpm) 400–1200	400–1100	400–1200
	ActiveWater™ technology ActiveWater™ Plus	ActiveWater™	ActiveWater™
<b>Additional Features</b>	EcoSilence Drive® ●	●	●
	AntiVibration™ side walls ●	●	●
	Drum system VarioDrum	Standard	VarioDrum
	Drum volume 58l	55 litres	53 litres
	Operating noise volume (dB) 50-74		55-73
	Self-cleaning detergent drawer i-DOS automatic dosing system ●	●	●
	Reload function Energy/Water consumption indicator ●	●	●
All Bosch washing machines have automatic load adjustment, foam detection, time remain indicator, end-of-cycle signal and can also be placed under bench (built-under)			
<b>Wash Programs</b>	No. of Programs 15	15	15
	No. of additional options 6	5	4

<b>Programs (Standard)</b>	Cottons	●	●	●
	Cotton Eco			●
	Cotton Stains			
	Easy-Care	●	●	●
	Mixed load	●	●	●
	Delicates / Silk	●	●	●
	Wool	●	●	●
	Automatic			
	Spin / Drain	●	●	●
	Reduced spin / Gentle spin			
	Rinse / Freshen up	●	●	●
	Dark Wash / Jeans	●	●	●
	Sportswear	●	●	
	Shirts / Blouses	●	●	
	Kidswear	●	●	●
	Allergy Plus			●
	Sensitive Skin			
<b>Special Programs</b>	Drum Clean	●	●	●
	Drum Clean with reminder			
	Night wash	●		
	Quilt		●	
	SuperQuick 15 min program	●	●	●
	SuperQuick 30 min program	●	●	●
	SpeedPerfect	●	●	●
	EcoPerfect	●	●	
	Temperature selection	●	●	
	Time delay	●	●	●
	Prewash	●		
	Intensive			
	Easy Iron			
	Rinse Plus	●		●
	Water protection system	AquaSecure	AquaSecure	AquaSecure
	Child lock	●	●	●
	(H x W x D)	848 x 598 x 590	848 x 598 x 550	850 x 600 x 600
<b>Safety Features</b>				
<b>Dimensions (mm)</b>				

\*Please check availability.



# Perfect results made easy with Bosch dryers.

Say goodbye to line drying and discover the Bosch dryer range including heat pump, condenser and vented dryers.



## Heat pump dryer: save 50% energy compared to condenser dryers

Bosch heat pump dryers are amongst the most economical dryers on the market. Heat pump dryers don't heat the air using heating rods like conventional dryers, but use a heat pump instead. The air used for drying is heated by the heat pump and the existing heat is reused efficiently during the entire drying process.

Thanks to our **patented SelfCleaning Condenser™** which cleans itself automatically up to four times per drying process, our Bosch heat pump dryers stay efficient during the entire working life of the machine – and you don't have to do any cleaning.

In addition, heat pump dryers don't need to be vented to the outside. Enjoy peace of mind and perfect results with our Bosch heat pump dryers.



## Condenser dryer: No need for a hole in the wall

Our Bosch condenser tumble dryers are not only **economical to use**, they also don't need to be vented to direct hot air to the outside, which makes them the perfect choice for rentals. The moisture extracted from the washing is pumped to the drain, so you don't even need to empty the water container after using the dryer.

All Bosch condenser dryers come with the drain hose kit supplied.



## Vented dryer: Faster drying with outside ducting


In a vented dryer your washing **dries particularly fast** and to just the right level of dryness thanks to our ingenious programs. Vented dryers operate via a heating element that blows hot air through the clothes to evaporate the water. The damp air is then directed through a venting hose at the back of the dryer to the outside of your house.

All Bosch vented dryers come with the venting hose supplied.





## Drying options for all your needs.



### SelfCleaning Condenser™


The patented SelfCleaning Condenser™ not only saves you the chore of manual cleaning, it also ensures the dryer performs economically with optimal energy efficiency. It also outperforms the qualifying limit for a 6 Star energy rating dryer by 33%\*.

### AutoDry

Intelligent sensors monitor the temperature and residual moisture content throughout the drying process to ensure your garments are dried precisely to the desired setting without over or under heating. This ensures garments are treated with maximum care whether you select iron, cupboard or extra dry programs.

### Timer

The time remaining display shows you how long is left in the program, while the delay function allows you to delay the start of drying for 60 minutes or up to 24 hours.



### Sensitive drying system

A textile-friendly drum design and SoftFlow® paddles ensure soft and fluffy laundry. The large capacity drum (depending on model) additionally protects laundry and reduces creasing.

### User-friendly interface

All functions are now easier and faster to access thanks to the new user logics and light guidance system.

### Glass door

Selected Bosch dryers have a clear glass door, which offers maximum visibility during the drying program.

### AntiVibration™ side walls

Psst! The special AntiVibration™ design of the side walls makes Bosch washing machines and dryers extremely quiet. It also helps reduce vibrations and ensures greater stability... just in case you want to do the drying at night.



### Fast Dryer technology

Pumps in air at a higher operating temperature, drying your clothes up to 8 minutes per kilogram *faster* than other Bosch heat pump dryers.

### Sportswear

A gentle drying program developed to handle performance and sports fabrics with micro-fibre technology that complements the Sportswear washing program in selected Bosch washers.

### Down Wear

This special drying program is a moisture-controlled program with interval spinning. It dries up to 1.5kg of down clothing to soft and feather-light perfection without the addition of agitating aids (eg. tennis balls).

### Towels

Even heavy textiles are fully dried thanks to moisture-controlled programs in which the degree of moisture remaining in the garments is constantly measured. Terry towelling items like bath robes and hand towels come out soft and fluffy.



### Wool / Shoes in basket program

A time based special program that allows your woollen clothing / favourite shoes to be dried using the woollen basket and therefore ideal for items that do not require mechanical action.

### Easy Iron

The reduced ironing feature with 2 setting options helps reduce creasing and extends the anti-creasing phase once the program has ended.

### Low Heat Delicates

Bosch dryers have an innovative low heat feature that protects temperature sensitive textiles by automatically reducing the heat and extending the drying time.

### SuperQuick 40

The SuperQuick 40 option is designed for washing to be dried quickly – maximum 2kg load. Specifically for synthetic fabrics, cotton and blended fabrics.

# Bosch Dryers



	WTY877W0AU* Home Professional	WTY88701AU* Home Professional	WTW87565AU Series 8	WTG86400AU Series 6
Type	Heat Pump Condenser	Heat Pump Condenser	Heat Pump Condenser	Condenser
Complimentary design washing machines	WAY32890AU and WAY32790AU	WAY32890AU and WAY32790AU	WAW32640AU and WAW28460AU	WAT24261AU and WAT24220AU
Control	Fully electronic single button	Fully electronic single button	Fully electronic single button	Fully electronic single button
Door hinge	Right side / Reversible	Right side	Right side	Right side
Door window type	Glass	Glass	Glass	Glass
Opening angle (degrees)	180°	170°	170°	175
Screen display panel	TFT	LED	LED	LED
Control buttons / Dial	TouchControl with Jog dial	TouchControl with Jog dial	TouchControl with Jog dial	TouchControl with Jog dial
Drum material	Stainless steel	Stainless steel	Stainless steel	Stainless steel
Internal drum light	●	●	●	●
Max capacity	9kg	9kg	9kg	8kg
Energy efficiency rating	8 Star (150 kWh per annum)	7 Star (160 kWh per annum)	7 Star (160 kWh per annum)	2 Star (360 kWh per annum)
Max heat output	N/A	N/A	N/A	2500W
ActiveAir technology	●	●	●	●
AntiVibration™ walls	●	●	●	●
Automatic SelfCleaning Condenser™	●	●	●	●
Anti-crease program	120 min	60/120 min	60/120 min	120 min
Drum volume	112 litres	112 litres	112 litres	112 litres
Operating noise volume (dB)	62	64	64	65
Condensed water indicator	●	●	●	●
Supplied accessories	Drain hose kit	Drain hose kit	Drain hose kit	Drain hose kit
All Bosch dryers have time delay start, time remain indicator, lint filter indicator, end-of-cycle signal and can also be placed under bench (built-under)				

Drying Programs	No. of Programs	14	14	14	15
Time-based programs	Time-based programs	2	2	2	2
Cottons / Colours	Cottons / Colours	●	●	●	●
Synthetics	Synthetics	●	●	●	●
Easy-Care	Easy-Care	●	●	●	●
Warm 20 min program	Warm 20 min program	●	●	●	●
Warm 10 to 150 min program	Warm 10 to 150 min program	●	●	●	●
Warm 10 to 210 min program	Warm 10 to 210 min program	●	●	●	●
Cold 20 min / 30 min program	Cold 20 min / 30 min program	●	●	●	●
Cold 10 to 150 min program	Cold 10 to 150 min program	●	●	●	●
Cold 10 to 210 min program	Cold 10 to 210 min program	●	●	●	●
Fast Dryer technology	Fast Dryer technology	●	●	●	●
Allergy Plus	Allergy Plus	●	●	●	●
Mixed Load	Mixed Load	●	●	●	●
Sportswear	Sportswear	●	●	●	●
Shirts / Blouses	Shirts / Blouses	●	●	●	●
Wool	Wool	●	●	●	●
Wool in basket / Shoes in basket	Wool in basket / Shoes in basket	●	●	●	●
Delicates / Silk	Delicates / Silk	●	●	●	●
Down Wear	Down Wear	●	●	●	●
Blankets	Blankets	●	●	●	●
Towels	Towels	●	●	●	●
Quilts	Quilts	●	●	●	●
Super 15	Super 15	●	●	●	●
SuperQuick 40min	SuperQuick 40min	●	●	●	●
Memory Programs	Memory Programs	●	●	●	●
Turn buzzer on/off	Turn buzzer on/off	●	●	●	●
Low Heat	Low Heat	●	●	●	●
Reduced Ironing / Easy Iron	Reduced Ironing / Easy Iron	●	●	●	●
Wrinkle Guard Plus	Wrinkle Guard Plus	●	●	●	●
Fine Adjust	Fine Adjust	●	●	●	●
Spin speed	Spin speed	●	●	●	●
Adjust drying level (Iron Dry, Cupboard Dry, Extra Dry)	Adjust drying level (Iron Dry, Cupboard Dry, Extra Dry)	●	●	●	●
Child lock	Child lock	●	●	●	●
Dimensions (mm) (H x W x D)	Dimensions (mm) (H x W x D)	842 x 598 x 599	845 x 600 x 590	845 x 600 x 590	842 x 598 x 636

\*Please check availability.

Washer/Dryer  
see pg 20 for  
washer specs



	WT86200AU* Series 4	WTA74200AU* Series 4 Maxx	WVH28490AU Serie 6 Wash+Dry
Type	Condenser	Sensor Vented	Condenser
Design Features	Complimentary design washing machines	WAK24162AU and WAK24160AU	WAK24162AU and WAK24160AU
Control	Fully electronic single button	Fully electronic single button	Fully electronic single button
Door hinge	Right side	Right side	Left side
Door window type	Glass	Plastic	Glass
Opening angle (degrees)	170°	150°	180°
Screen display panel	LED	LED	LED
Control buttons / Dial	TouchControl with soft dial	Push Button with soft dial	TouchControl with soft dial
Drum material	Stainless steel	Galvalume	Stainless steel
Internal drum light	●		●
Max capacity	8kg	7kg	4kg
Energy efficiency rating	2 Star (360 kWh per annum)	2 Star (315 kWh per annum)	3 Star
Max heat output	2500W	1900W	1850W
ActiveAir technology	●		●
AntiVibration™ walls	●	●	●
Automatic SelfCleaning Condenser™			●
Anti-crease program	60 min	60 min	●
Drum volume	112 litres	112 litres	56 litres
Operating noise volume (dB)	65	65	61
Condensed water indicator	●		
Supplied accessories	Drain hose kit	Venting hose	Drain hose kit
Additional Features	All Bosch dryers have time delay start, time remain indicator, lint filter indicator, end-of-cycle signal and can also be placed under bench (built-under)		

Drying Programs	No. of Programs	15	15	5
Time-based programs	2	2	2	Wash + Dry 60 minute
Cottons / Colours	●	●	●	
Synthetics	●	●	●	
Easy-Care				
Warm 20 min program	●	●	●	
Warm 10 to 150 min program				
Warm 10 to 210 min program				
Cold 20 min / 30 min program	20 min	20 min	20 min	
Cold 10 to 150 min program				
Cold 10 to 210 min program				
Fast Dryer technology				
Allergy Plus	●	●	●	Intensive Dry
Mixed Load	●	●	●	Gentle Dry
Sportswear	●	●	●	Refresh
Shirts / Blouses	●	●	●	Fluff Clean
Wool	●	●	●	
Wool in basket / Shoes in basket				
Delicates / Silk	●	●	●	
Down Wear	●	●	●	
Blankets				
Towels	●	●	●	
Quilts				
Super 15	●	●	●	
SuperQuick 40min	●	●	●	
Memory Programs				
Turn buzzer on/off	●	●	●	
Low Heat	●	●	●	
Reduced Ironing / Easy Iron	●	●	●	
Wrinkle Guard Plus	●	●	●	
Fine Adjust	●	●	●	
Spin speed				
Adjust drying level	●	●	●	
(Iron Dry, Cupboard Dry, Extra Dry)				
Child lock	●	●	●	●
Dimensions (mm)	842 x 597 x 629	842 x 597 x 629	850 x 600 x 600	

\*Please check availability.

## 100% Washer. 100% Dryer.

Not only have we rolled two appliances into one, we've also made sure the Series 6 Washer Dryer is a top performer.

At the touch of a button, you can easily wash 8kg of laundry with 4.5 star water efficiency or effortlessly wash and dry 2kg of laundry in just 60 minutes.

### AirCondensation Technology™

Did you know that some washer dryers use water to dry clothes? At Bosch, we think that's wasteful so we developed AirCondensation Technology™. Thanks to this revolutionary technique, the Avantixx condensation system uses air to dry your clothes instead of water, making it one of Australia's most water-efficient dryers.\*

\* In the washer dryer category.





0.34m<sup>2</sup>

## Save space by stacking.

By stacking your dryer on top of your front load washing machine, the footprint in the laundry is only approx. 0.34m<sup>2</sup>. Both can be stacked together with the aid of a stacking kit.

Stacking kits anchor the machines together to ensure stability and ease of use.

The stacking kit with pull out drawer can also hold up to 10kg for total in-laundry convenience.



### Laundry Accessories and Stacking Kits

- WTZ11311** Stacking kit, suits WTA74200AU dryer with all washer types
- WTZ20410** Stacking kit, suits WTB86200AU, WTG86400AU, WTW87565AU, WTY88701AU and WTY877W0AU dryers with all washer types
- WTZ11400** Stacking kit with shelf, suits WTB86200AU, WTG86400AU, WTW87565AU, WTY88701AU and WTY877W0AU dryer with all washer types



## This much is for sure: you can trust in our service.

Reliable, experienced, fast. The customer service of Bosch; before and after purchase.

### **Quality service straight from the manufacturer. Original Bosch.**

We are committed to quality even when it comes to after-sales service because no one knows Bosch appliances better than our highly trained service engineers. Working with the latest equipment for measuring, diagnostics and repairs, Bosch service engineers only use original Bosch spare parts.

### **Reliability guaranteed. No compromises.**

All Bosch home appliances are produced with maximum care using high-quality materials. We promise it in our 2-year manufacturer's warranty on all appliances.

### **Lifetime service. It goes without saying at Bosch.**

Once your warranty period is over, we are still there to assist you. You can rely on expert care and first-rate service throughout the life cycle of your appliance. From missing instruction manuals to appliance repair – we take care of everything.

### **Original accessories. Effective care products.**

Take a look at our extensive range of accessories for some inspiration: discover additional uses, replace old materials for optimum operation or simply give a trusty home appliance a good work-over. With the right care, you will be able to enjoy your high-quality appliance for many years to come. To help you do so, we offer a wide range of Bosch certified cleaning and care products.

### **Extensive customer service network. Just a call away.**

#### **Customer Care**

Our friendly Bosch Customer Care team is on-hand to provide competent, reliable assistance. Before or after purchase, the Bosch team will be happy to advise you on products, their use and special functions.

#### **Service & Repairs**

Our team is there to provide the right advice on faults, arranging a visit of a service engineer and ordering the right accessories or spare parts.

#### **Customer care, service and repairs: 1300 369 744**

24 Hour phone support Monday to Friday\*

\*Phone lines open 7am Monday until midnight on Friday.



@BoschHomeAU



**BSH Home Appliances Pty Ltd**

1555 Centre Road Clayton VIC 3168

**Postal Address**

Locked Bag 66, Clayton South VIC 3169

**Customer Line**

Phone: 1300 369 744

**[www.bosch-home.com.au](http://www.bosch-home.com.au)**

Certain appliances shown in this catalogue are not available in your country. Model numbers and specifications are for reference only and subject to change without prior notice. Please contact your local Bosch retailer for the latest information.

Whilst every care has been taken in the preparation of this publication, BSH does not warrant the accuracy or completeness of the information in this publication and BSH reserves the right to alter specifications without notice. To the extent permitted by law, BSH excludes all liability, including negligence, for any loss incurred in reliance on the contents of this publication.

Printed in Australia. KRD 05/2017 – BH 3270 B

**@BoschHomeAU**