



APPENDIX F: DUT ANTENNA DIAGRAM & SAR TEST SETUP PHOTOGRAPHS

FCC ID: A3L404SC	 SAR EVALUATION REPORT 	Reviewed by: Quality Manager
Test Dates: 02/17/15 - 02/23/15 04/02/15 – 04/14/15	DUT Type: Portable Handset	APPENDIX F: Page 1 of 8

Note: Exact antenna dimensions and separation distances are shown in the Technical Descriptions.

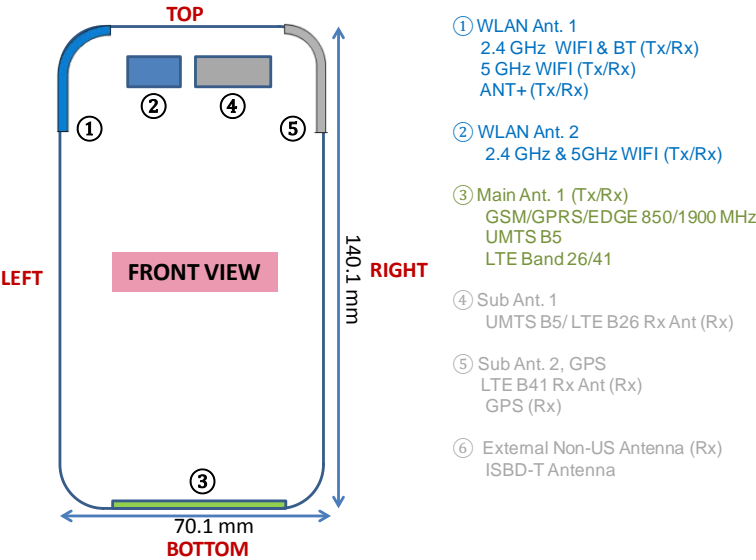


Figure F-1
DUT Antenna Locations

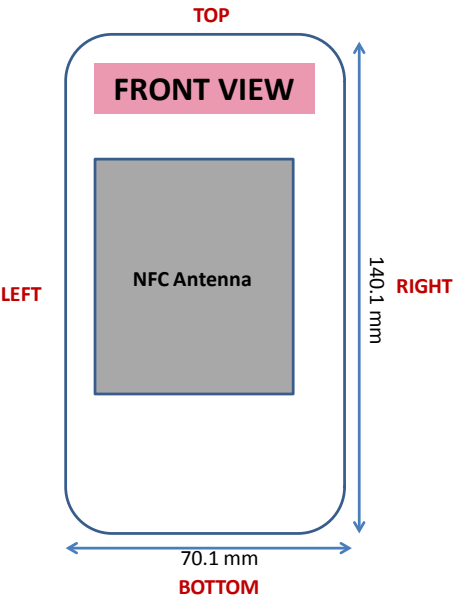



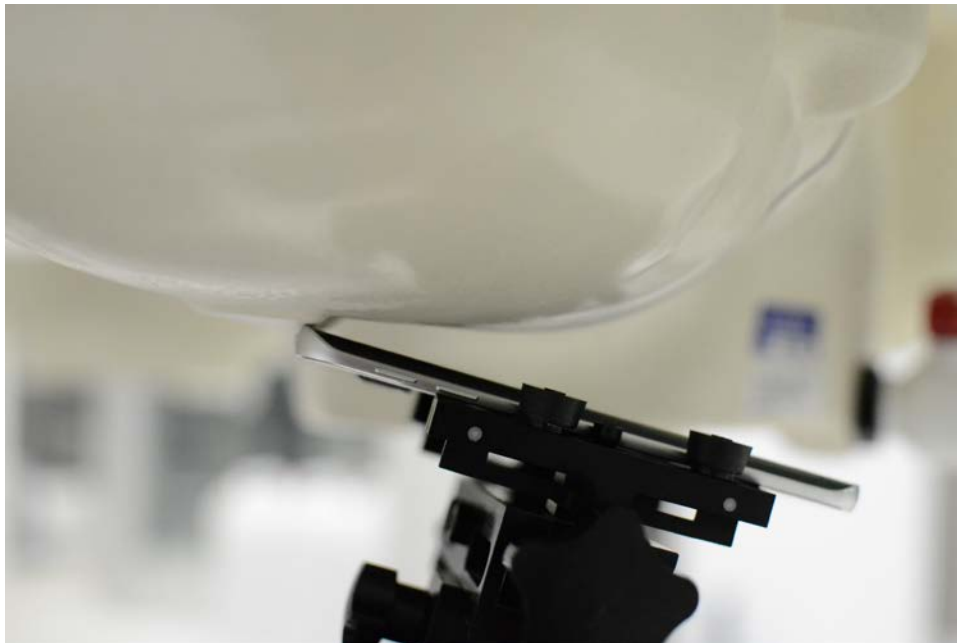


Figure F-2
NFC Antenna Locations



FCC ID: A3L404SC	 PCTEST ENGINEERING LABORATORY, INC.	SAR EVALUATION REPORT		Reviewed by: Quality Manager
Test Dates: 02/17/15 - 02/23/15 04/02/15 – 04/14/15	DUT Type: Portable Handset			APPENDIX F: Page 2 of 8



SAR Test Setup Photo 1: Right Cheek



SAR Test Setup Photo 2: Right Tilt



FCC ID: A3L404SC		SAR EVALUATION REPORT		Reviewed by: Quality Manager
Test Dates: 02/17/15 - 02/23/15 04/02/15 - 04/14/15	DUT Type: Portable Handset			APPENDIX F: Page 3 of 8




SAR Test Setup Photo 3: Left Cheek



SAR Test Setup Photo 4 – Left Tilt



FCC ID: A3L404SC		SAR EVALUATION REPORT		Reviewed by: Quality Manager
Test Dates: 02/17/15 - 02/23/15 04/02/15 – 04/14/15	DUT Type: Portable Handset			APPENDIX F: Page 4 of 8



SAR Test Setup Photo 5: Back Side at 10mm




SAR Test Setup Photo 6: Front Side at 10mm



FCC ID: A3L404SC		SAR EVALUATION REPORT		Reviewed by: Quality Manager
Test Dates: 02/17/15 - 02/23/15 04/02/15 – 04/14/15	DUT Type: Portable Handset			APPENDIX F: Page 5 of 8



SAR Test Setup Photo 7: Top Edge at 10mm




SAR Test Setup Photo 8: Bottom Edge at 10mm



FCC ID: A3L404SC		SAR EVALUATION REPORT		Reviewed by: Quality Manager
Test Dates: 02/17/15 - 02/23/15 04/02/15 – 04/14/15	DUT Type: Portable Handset			APPENDIX F: Page 6 of 8



SAR Test Setup Photo 9: Right Edge at 10mm





SAR Test Setup Photo 10: Left Edge at 10mm

FCC ID: A3L404SC		SAR EVALUATION REPORT		Reviewed by: Quality Manager
Test Dates: 02/17/15 - 02/23/15 04/02/15 – 04/14/15	DUT Type: Portable Handset			APPENDIX F: Page 7 of 8



SAR Test Setup Photo 11: Horizontal and Vertical Reference Lines

FCC ID: A3L404SC		SAR EVALUATION REPORT		Reviewed by: Quality Manager
Test Dates: 02/17/15 - 02/23/15 04/02/15 – 04/14/15	DUT Type: Portable Handset			APPENDIX F: Page 8 of 8