

# The complete residential solution

## Circuit Protection

Resi MAX



**CLIPSAL**<sup>®</sup>  
by Schneider Electric

# Resi MAX gives you the entire solution

With products to protect Australian homes from top-to-bottom, the Resi MAX™ range has expanded. Now including a comprehensive range of consumer switchboards and surge arrestors along with residential circuit protection, Resi MAX is the only name you need to remember for a whole suite of products that won't let you down, when the going gets tough.


## Resi MAX range

From miniature circuit breakers and isolator switches, to RCDs and RCBOs, Clipsal's Resi MAX range offers unrivalled flexibility.


All Resi MAX products fit easily into Clipsal's quality range of consumer switchboards, and meter boxes. Comb busbars and accessories are also available to simplify the installation.

## A complete product range of electrical solutions for Australian homes


- Electrical distribution consumer switchboard (flush-mounted or surface-mounted).
- Protection and control switchgear.
- Switches and connectors.



**Resi MAX™**  
**SAFE AS**  
**HOUSES**



### Resi MAX Consumer Switchboard



### Consumer switchboards

Optimised to complement the Resi MAX range, these attractive, economical consumer switchboards are designed with the electrical contractor in mind.

Available in flush- and surface-mounted versions, our switchboards are easy to install and offer generous wiring room, making connecting and running cables a breeze.

### SLIM RCBO

Resi MAX range also offers a SLIM RCBO. Rated at 4.5kA, it achieves a 6kA rating when combined with the HRC service fuse, which every residence on the grid is provided with. This feature provides peace of mind when using the SLIM RCBO on any residential application.

### Surge protection devices

When lightning strikes, there are no second chances. The Resi MAX range of surge protection devices won't let you down.



# Making your installation easier

## Essential safety for every home

### • Flexible Installation

The Resi MAX RCBO range provides top and bottom, line load compatibility.

### • Standards

The Resi MAX range of MCBs, RCDs, RCBOs and isolators complies with the latest Standards - AS/NZS60898, AS/NZS61008, AS/NZS61009 and AS/NZS 60947-3 respectively.

### • Reliable Material

Housing for all devices is made of sturdy, self-extinguishing material. Each circuit protection device has lift-up terminals with combination head screws. Additional safety is provided with 'ON' and 'OFF' marking in contrasting colours on toggle mechanisms.

### • Time Saving

The Resi MAX range provides the complete solution for circuit protection. Busbar compatible RCBOs are equipped with insulated slots and deep bottom cog-rail terminals, allowing for a quick fit-off. This, along with many other features ensures Resi MAX saves you time on installation.



**MSW180**  
Isolator Switch



### Compatibility

Optimised for SLIM RCBO, the SLIM comb busbar ensures that wiring effort is reduced, making your installation tidy and time/cost effective.

### Convenience

- Two in one system
- New design for easier installation
- Ease of wiring
- Compact and light



**RCBM220/30**

**Resi MAX Symbol**

The new identification symbol on all Resi MAX products provides peace of mind. The Resi MAX range is 100% suitable for residential applications.



(as seen on product)



(as seen on packaging)

**Trip Indication**

The two-module RCBO includes individual trip indication for both RCD and MCB faults.



**RCBE232/30S**

Combination Residual Current Device  
SLIM (RCBO)

**Top and bottom line load compatible**

SLIM RCBO available to save valuable switchboard space, by combining the functionalities of an RCD and MCB within 18mm.



**Resi MAX™**  
**SAFE AS**  
**HOUSES**

# Circuit protection

## Resi MAX consumer switchboard

Cat. No.	Description
RMXE108S	Resi MAX switchboard 1 row 8 modules surface-mount
RMXE112S	Resi MAX switchboard 1 row 12 modules surface-mount
RMXE118S	Resi MAX switchboard 1 row 18 modules surface-mount
RMXE108F	Resi MAX switchboard 1 row 8 modules flush-mount
RMXE112F	Resi MAX switchboard 1 row 12 modules flush-mount
RMXE118F	Resi MAX switchboard 1 row 18 modules flush-mount



RMXE108S



RMXE112F

## Main switches

Cat. No.	Description
MSW140	1P 40A 240V AC
MSW180	1P 80A 240V AC
SW1100	1P 100A 240V AC
MSW240	2P 40A 415V AC
MSW280	2P 80A 415V AC
SW2100	2P 100A 415V AC
MSW340	3P 40A 415V AC
MSW380	3P 80A 415V AC
SW3100	3P 100A 415V AC



MSW180



MSW280



MSW380

## Surge protection devices (SPDs)

Cat. No.	Description
920RM/1	ResiMax Surge arrester   1P   I <sub>max</sub> =20kA
920PM	Cartridge I <sub>max</sub> =20kA (ResiMAX)



920RM/1



920PM  
Cartridge

## SLIM one module MCB/RCD combinations (RCBO)

Cat. No.	Description
RCBE206/30S	6A 1P+N 30mA C A 4500A (6kA with fuse)
RCBE210/30S	10A 1P+N 30mA C A 4500A (6kA with fuse)
RCBE216/30S	16A 1P+N 30mA C A 4500A (6kA with fuse)
RCBE220/30S	20A 1P+N 30mA C A 4500A (6kA with fuse)
RCBE225/30S	25A 1P+N 30mA C A 4500A (6kA with fuse)
RCBE232/30S	32A 1P+N 30mA C A 4500A (6kA with fuse)



RCBE206/30S

## Two module MCB/RCD combinations (RCBO)

Cat. No.	Description
RCBM206/30	6A 1P+N 30mA C AC 6000A
RCBM210/30	10A 1P+N 30mA C AC 6000A
RCBM216/30	16A 1P+N 30mA C AC 6000A
RCBM220/30	20A 1P+N 30mA C AC 6000A
RCBM225/30	25A 1P+N 30mA C AC 6000A
RCBM232/30	32A 1P+N 30mA C AC 6000A



RCBM220/30

## Residual current devices (RCCB)

Cat. No.	Description
RCD240/30	2P 40A 30mA AC
RCD263/30	2P 63A 30mA AC
RCD440/30	4P 40A 30mA AC
RCD463/30	4P 63A 30mA AC



RCD240/30



RCD440/30

## Miniature circuit breakers (MCB)

Cat. No.	Description
MCB4-106	1P 6A C 240V 4500A (6kA with fuse)
MCB4-108	1P 8A C 240V 4500A (6kA with fuse)
MCB4-110	1P 10A C 240V 4500A (6kA with fuse)
MCB4-116	1P 16A C 240V 4500A (6kA with fuse)
MCB4-120	1P 20A C 240V 4500A (6kA with fuse)
MCB4-125	1P 25A C 240V 4500A (6kA with fuse)
MCB4-132	1P 32A C 240V 4500A (6kA with fuse)
MCB4-140	1P 40A C 240V 4500A (6kA with fuse)
MCB4-150	1P 50A C 240V 4500A (6kA with fuse)
MCB4-163	1P 63A C 240V 4500A (6kA with fuse)




MCB4-106

# Busbar and accessories

## SLIM comb-busbars for SLIM RCBO

Cat. No.	Poles	Phase Modules
RMXPH105	1P+N	5 modules
RMXPH112	1P+N	12 modules
RMXPH124	1P+N	24 modules
RMXPH312	3P+N	12 modules
RMXPH324	3P+N	24 modules
RMXPE110	1P+N	End Cap (set of 10)
RMXPE310	3P+N	End Cap (set of 10)
RMXPT120		Teeth cover (set of 20)
RMXPC1	1P+N	Cable Connector (set of 4)
RMXPC3	3P+N	Cable Connector (set of 4)



## Insulated comb-type busbars

Cat. No.	Poles	Phase	Current Rating
4BB1/24	24	1	80A
4BB1	56	1	80A
4BB2	56	2	80A
4BB3	56	3	80A
4BB5/26	26	1	100A



4BB1

## Cog rail busbars

Cat. No.	Poles	Phase	Current Rating
4BB4/12	12	1	80A
4BB4/18	18	1	80A
4BB4/57	57	1	80A
4BB4/12/2	12	2/1+N	80A
4BB4/18/2	18	2/1+N	80A
4BB4/57/2	57	2/1+N	80A
4BB4/12/3	12	3	80A
4BB4/18/3	18	3	80A
4BB4/57/3	57	3	80A



4BB4/12/2

# Accessories

## Cog rail busbar end caps

Cat. No.	Phase
4BBTC1	Busbar 1-phase end cap
4BBTC3	Busbar 2-phase - 3-phase end cap



4BBTC1

## Insulated comb-type busbar connector

cat. No.	Phase
4BB5	Busbar connector to suit up to 25mm conductors



4BB5

## Terminals

Cat. No.	Description
27060	Expanding 35mm terminal to suit one module MCBs and switches
4XT3	3 x 16mm Neutral link to suit termination of RCD Neutrals.



27060



4XT3

For information on the full range of Resi MAX circuit protection equipment, speak to a Clipsal and Schneider Electric Partner Business Representative or visit [clipsal.com](http://clipsal.com) to obtain a technical catalogue.

### Schneider Electric (Australia) Pty Ltd

33-37 Port Wakefield Road  
Gepps Cross  
South Australia 5094  
PO Box 132, Enfield Plaza  
South Australia 5085

National Customer Care  
Enquiries: 1300 2025 25  
Email: [plugin@clipsal.com.au](mailto:plugin@clipsal.com.au)  
Access this document directly:  
[clipsal.com/brochures](http://clipsal.com/brochures)

Schneider Electric (Australia) Pty Ltd reserves the right to change specifications, modify designs and discontinue items without incurring obligation and whilst every effort is made to ensure that descriptions, specifications and other information in this catalogue are correct, no warranty is given in respect thereof and the company shall not be liable for any error therein.

Trademarks are owned by Schneider Electric Industries SAS or its affiliated companies.

This document has been printed using FSC Mix Certified paper. ISO 14001 environmental management system in use at mill.