



Appendix F. Photo Documentation

Table of Contents
Test Facility
Test Positions
Liquid depth

Test Facility

Photo 1: Measurement System DASY



Test Positions

Photo 2: Front View



Photo 3: Back View



Photo 4: Back View with Non-metallic protective case



Photo 5: Left Cheek



Photo 6: Left Tilt



Photo 7: Right Cheek




Photo 8: Right Tilt




Photo 9: Front Side 15mm



Photo 10: Back Side 15mm



Photo 11: Front Side 10mm



Photo 12: Back Side 10mm



Photo 13: Left Side 10mm




Photo 14: Right Side 10mm



Photo 15: Top Side 10mm



Photo 16: Back Side 0mm






Photo 17: Left Side 0mm



Liquid depth

Photo 18: HBBL600-6000MHz Depth (15.1cm)	N/A
	N/A