



Swedish thinking. Better living.

Cooking Range

Create delicious tastes, effortlessly



Electrolux

A woman and a young girl are seated at a dining table, looking at each other. The table is set with plates of food, including a salad, and several lit candles in glass holders. The background shows a window with sheer curtains and some indoor plants. The lighting is warm and intimate.

A kitchen that knows what matters

At Electrolux, our philosophy is simple: life in the kitchen should be seamless and intuitive.

That's why we've developed the UltiamteTaste range, that makes it easy and inspiring for you to eat and live more sustainably and enjoyably, without compromise.

Better for your life, your health, and the planet.

Swedish thinking.
Better living.

Ovens

For delicious taste, just add steam

Our advanced steam functions ensure you cook with just the right balance of steam and heat. The added moisture conducts heat faster so you will discover colours are richer, skins are crispier and textures are more tender and juicy.*



Crisp outside, Flavour inside

Take your cooking to the next level with the SteamRoast oven. Our new ovens add a touch of steam to the traditional oven heat, allowing your meats to crisp up on the outside and stay juicy on the inside.

*Selected models

Brilliant simplicity

Our steam function is the secret to give your dishes juiciness on the inside and crispiness on the outside. Paired with intuitive controls, you can effortlessly grill, bake or roast to perfection.





Ovens features

Take control of your cooking

Cooking should be fun, not complicated. Our TFT Touch Screen gives you a simpler and more enjoyable way to cook. You won't even need a manual.*

The perfect result, every time

The Smart Food Probe ensures your dishes taste delicious every time. The food probe alerts you when food reaches the desired core temperature and switches the oven off so you get the perfect result.*

Love your cooking. We'll clean up

Now you can unleash your creative skills in the kitchen, without worrying about the mess. Just set the pyrolytic function, come back when it's finished and wipe away the residue, without hard scrubbing or exposure to harsh chemicals.*

Delicious frying, less oil

The mesh design of the AirFryPlus tray allows super-heated air to crisp the surface of food to deliver a mouth-watering fried taste and texture with minimal oil. Steam is added during the cooking process to help retain moisture inside the food, whilst the outside becomes deliciously crisp and golden.*

*Selected models



Multifunction pyrolytic steam oven

EVEP619DSE
60cm dark stainless steel oven

Technical info

Flush fit cut-out dimensions (mm)
600 (H) x 600 (W) x 581 (D)
Product dimensions (mm)
597 (H) x 596 (W) x 572 (D)

Features

- SteamRoast for crisp, yet succulent meats
- AirFryPlus
- Touchscreen display
- Smart food probe monitors core temperatures
- SteamReheat preserves taste and texture
- Pyro cleaning is simple
- 2 sets of full extension pyro-proof runners for easy cleaning
- Auto programs help deliver perfect results
- 3 halogen lightings
- Easy glide, pyro-proof side racks
- Soft closing door
- 80L oven with 19 functions

Multifunction pyrolytic steam oven

EVEP618DSE
60cm dark stainless steel oven

Technical info

Flush fit cut-out dimensions (mm)
600 (H) x 600 (W) x 581 (D)
Product dimensions (mm)
597 (H) x 596 (W) x 572 (D)

Features

- SteamRoast for crisp, yet succulent meats
- AirFryPlus
- Touchscreen display
- Smart food probe monitors core temperatures
- SteamReheat preserves taste and texture
- Pyro cleaning is simple
- 2 sets of full extension runners for easy cleaning
- Auto programs help deliver perfect results
- 3 halogen lightings
- Easy glide side racks
- Soft closing door
- 80L oven with 19 functions



Multifunction pyrolytic oven

EVEP616DSE
60cm dark stainless steel oven

Technical info

Flush fit cut-out dimensions (mm)
600 (H) x 600 (W) x 581 (D)
Product dimensions (mm)
597 (H) x 596 (W) x 572 (D)

Features

- SteamBake for bakery-style bread at home
- AirFryPlus
- Touchscreen display
- Smart food probe monitors core temperatures
- Pyro cleaning is simple
- 1 set of full extension pyro-proof runners for easy cleaning
- Auto programs help deliver perfect results
- 3 halogen lightings
- Easy glide, pyro-proof side racks
- Soft closing door
- 80L oven with 17 functions



Multifunction pyrolytic oven

EVEP615DSE
60cm dark stainless steel oven



Technical info

Flush fit cut-out dimensions (mm)
600 (H) x 600 (W) x 581 (D)
Product dimensions (mm)
597 (H) x 596 (W) x 572 (D)

Features

- SteamBake for bakery-style bread at home
- Touchscreen display
- Smart food probe monitors core temperatures
- Pyro cleaning is simple
- 1 set of full extension runners for easy cleaning
- Auto programs help deliver perfect results
- 2 halogen lightings
- Easy glide side racks
- Soft closing door
- 80L oven with 16 functions

Multifunction pyrolytic oven

EVEP614DSE
60cm dark stainless steel oven



Technical info

Flush fit cut-out dimensions (mm)
600 (H) x 600 (W) x 581 (D)
Product dimensions (mm)
597 (H) x 596 (W) x 572 (D)

Features

- SteamBake for bakery-style bread at home
- Pyro cleaning is simple
- 1 set of full extension runners for easy cleaning
- Auto programs help deliver perfect results
- 2 colour LCD display with programmable timer
- 2 halogen lightings
- Easy glide side racks
- Soft closing door
- 80L oven with 9 functions

Multifunction oven

EVE615DSE
60cm stainless steel oven



Technical info

Flush fit cut-out dimensions (mm)
600(H) x 600(W) x 581(D)
Product dimensions (mm)
597(H) x 596(W) x 572(D)

Features

- SteamBake for bakery-style bread at home
- Touchscreen display
- Smart food probe monitors core temperatures
- Steam assisted cleaning makes chores easier
- 1 set of full extension runners for easy cleaning
- Auto programs help deliver perfect results
- 2 halogen lightings
- Easy glide side racks
- Soft closing door
- 80L oven with 12 functions

Multifunction oven

EVE614DSE
60cm stainless steel oven



Technical info

Flush fit cut-out dimensions (mm)
600(H) x 600(W) x 581(D)
Product dimensions (mm)
597 (H) x 596 (W) x 572 (D)

Features

- SteamBake for bakery-style bread at home
- 1 set of full extension runners for easy cleaning
- Programmable timer with display
- Fast heat up
- 2 halogen lightings
- Easy glide side racks
- 80L oven with 8 functions

Extra large ovens

Create a feast

Preparing to wow a large crowd? The generous internal capacity ensures that there's more than enough to satisfy your guests


The great entertainer

When it comes to entertaining, you need a bit more room to move. The 90cm oven is equipped to handle the extra demands. The huge 125L (gross) capacity takes the stress out of cooking a larger meal, while the twin fan system ensures heat is evenly distributed. You can even grill to perfection with a split grill system that offers precise control.

Juggling act

The Duo and Double Multifunction ovens give you the freedom to cook multiple dishes at the same time and at different temperatures thanks to the dual cavities. While the generous 80L/46L and 80L/80L (gross) oven capacities make catering simple.





Multifunction pyrolytic oven

EVEP916DSE
90cm dark stainless steel oven

Technical info

Flush fit cut-out dimensions (mm)
600 (H) x 900 (W) x 580 (D)
Product dimensions (mm)
596 (H) x 895 (W) x 572 (D)

Features

- SteamBake for bakery-style bread at home
- AirFryPlus
- Touchscreen display
- Smart food probe monitors core temperatures
- Pyro cleaning is simple
- 1 set of full extension pyro-proof runners for easy cleaning
- Soft closing door
- Easy glide, pyro-proof side racks
- 125L oven with 17 functions



Multifunction pyrolytic duo oven

EVEP626DSE
60cm dark stainless steel duo oven

Technical info

Flush fit cut-out dimensions (mm)
893 (H) x 600 (W) x 581 (D)
Product dimensions (mm)
890 (H) x 596 (W) x 572 (D)

Features

- SteamBake for bakery-style bread at home
- AirFryPlus
- Touchscreen display
- Smart food probe monitors core temperatures
- Pyro cleaning is simple
- 2 sets of full extension runners for easy cleaning
- 3 halogen lightings (main oven)
- Easy glide side racks
- Soft closing door
- 80L/46L oven with 17/7 functions



Multifunction double oven

EVE636DSE

60cm dark stainless steel
double oven

Technical info

Flush fit cut-out dimensions (mm)

1086 (H) x 600 (W) x 581 (D)



Product dimensions (mm)



1082 (H) x 596 (W) x 568 (D)

Features

- SteamBake for bakery-style bread at home
- AirFryPlus
- Touchscreen display
- Smart food probe monitors core temperatures
- Steam Assisted Cleaning makes chores easier
- 2 sets of full extension runners for easy cleaning
- 3 halogen lightings
- Easy glide side racks
- Soft closing door
- 80L/80L oven with 17/17 functions



Compact oven	Technical info	Features	Built-in microwave oven	Technical info	Features
<p>EVEM645DSE</p> <p>44L built-in combination microwave oven</p>	<p>Flush fit cut-out dimensions (mm)</p> <p>466 (H) x 600 (W) x 570 (D)</p> <p>Product dimensions (mm)</p> <p>454 (H) x 595 (W) x 568 (D)</p>	<ul style="list-style-type: none"> • Fan forced function for roasting or baking • 13 auto cook programs • Grill function expands your cooking possibilities • Defrost setting for quick and even food thawing • Fully programmable timer • 5 power levels • High microwave power 900W • Childproof lock • 44L oven with 9 functions 	<p>EMB2529DSE</p> <p>25L built-in combination microwave oven</p>	<p>Flush fit cut-out dimensions (mm)</p> <p>396 (H) x 600 (W) x 550 (D)</p> <p>Product dimensions (mm)</p> <p>388 (H) x 595 (W) x 470 (D) (with trim kit)</p>	<ul style="list-style-type: none"> • Fan forced function for roasting or baking • 10 auto cook programs • Touch to open door • Grill function expands your cooking possibilities • Quick start reheat • 5 power levels • High microwave power 900W • Defrost setting for quick and even food thawing • Childproof lock • 25L oven with 7 functions
					
					

Warming drawer	Technical info	Features
<p>EWD1402DSE</p> <p>built-in warming drawer</p>	<p>Flush fit cut-out dimensions (mm)</p> <p>141 (H) x 600 (W) x541 (D)</p> <p>Product dimensions (mm)</p> <p>141 (H) x 595 (W) x536 (D)</p>	<ul style="list-style-type: none"> • Adjustable temperature between 40-80°C • Warm plates and cookware with ease • Fan forced heating • Quick set function • Full drawer extension • Push to open, soft closing drawer • Touch control • Anti-Slip mat • 25kg weight capacity
		
		

90cm freestanding ovens

Perfect for entertaining

Our large 125L capacity freestanding ovens with gas or induction options, will make catering for every occasion simple and effortless.

The extra large MaxiZone with induction gives you the freedom to focus on flavours to prepare all kinds of dishes that need a large pan with consistent heat, whilst the Hob2Hood technology automatically adjusts the fan speed with your cooking.

The gas cooktops offers a high powered 24mJ/h wok burner with dual flame, so you can reach the highest maximum temperature for intense high heat cooking and make your way to the lowest controlled simmer on one burner with absolute ease.





Multifunction pyrolytic oven

EFEP956DSE
90cm pyrolytic oven with induction cooktop

Technical info

Cut-out dimensions - flush fit (mm)
900 (H) x 900 (W) x 600 (D)
Product dimensions (mm)
906-926 (H) x 895 (W) x 600 (D)

Features

- Oven features**
- SteamBake for bakery-style bread at home
 - AirFryPlus
 - Touchscreen display
 - Smart food probe monitors core temperatures
 - Pyro cleaning is simple
 - 1 set of full extension pyro-proof runners for easy cleaning
 - Soft closing door
 - Easy glide, pyro-proof side racks
 - 125L oven with 17 functions
 - Total rated input 40 amps
- Cooktop features**
- Extra large MaxiZone with up to 5.2kW power
 - Bridge function allows you to extend your cooking zone for ultimate flexibility
 - Hob2Hood connectivity enabled
 - Touch and slide control
 - Stop & Go function for unexpected interruptions



Multifunction pyrolytic oven

EFEP916DSE
90cm pyrolytic oven with gas cooktop

Technical info

Cut-out dimensions - flush fit (mm)
900 (H) x 900 (W) x 600 (D)
Product dimensions (mm)
910-930 (H) x 895 (W) x 600 (D)

Features

- Oven features**
- SteamBake for bakery-style bread at home
 - AirFryPlus
 - Touchscreen display
 - Smart food probe monitors core temperatures
 - Pyro cleaning is simple
 - 1 set of full extension pyro-proof runners for easy cleaning
 - Soft closing door
 - Easy glide, pyro-proof side racks
 - 125L oven with 17 functions
- Cooktop features**
- Powerful 24 MJ wok burner is perfect to stir-fry
 - DualFlame provides the heat to simmer or stir-fry
 - Flat cast trivets with wok stand
 - Flame failure safety device



Cooktops

Create a stir

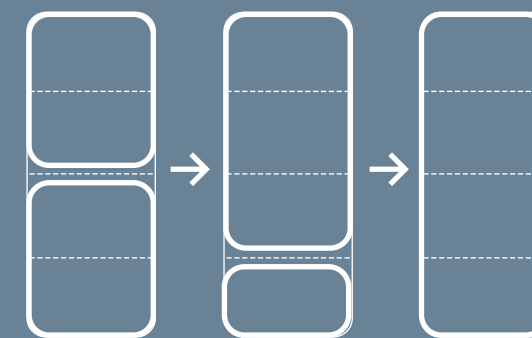
Cook with precision and versatility with an induction cooktop, that are safe and easy to clean.

FlexiBridge

More space to create

Preparing many dishes at the same time or cooking for a large family? FlexiBridge provides the ultimate in flexibility.

Combine cooking areas for a long pan or cook lots of dishes separately at different temperatures with this fully adaptable zone.*



PowerSlide

Slide from sear to simmer

Slide your pots between the three pre-set temperature zones so that you can easily control the cooking levels. Making it ideal for bringing sauces to the boil, simmering and then keeping warm.*

- 1. Keep warm:** The low heat setting for keeping your dishes warm without over cooking them.
- 2. Cooking:** The medium heat setting that keeps your dishes cooking at a steady, even temperature.
- 3. Heat up:** The high heat setting that heats up your dishes fast.

*Selected models



Induction Cooktops

Delicious results every time

With our induction hobs, the heat is instant. Pans heat up faster and ingredients cook at the precise temperature so you get delicious results every time.

Even frying, Automatically

SenseFry measures heat levels and makes automatic adjustments under the pan to maintain the ideal temperature for even cooking results. Now it's easy for you to whip-up evenly browned pancakes and juicy steaks at home.

Sear, Stir-Fry, Boil

The PowerBoost function gives you an intense heat boost when needed, before automatically dropping to the highest power level. Perfect for pan searing fish, stir-frying crunchy vegetables, or bringing water to the boil quickly.

The hands free hood

While you concentrate on the flavours, the innovative Hob2Hood feature will take care of keeping your kitchen fresh. The rangehood automatically turns on as soon as you start cooking, and intuitively adjusts the fan speed with your cooking.

Intuitive touch controls

Sensitive touch controls take you from simmering to boiling and back again, almost instantly. This controllability allows you to apply precise changes that can take your dishes from tasty to truly delicious.





Hybrid Cooktops

Versatile cooking

- Match the method your meals
- Enjoy the speed and precision of induction cooking but also love the performance of gas? With this versatile combination of induction zones and a high-power gas burner, you can tailor your cooking technique to your culinary repertoire with ease

SenseFry

- Even frying, automatically
- Our SenseFry technology makes it easier for you to whip up evenly browned pancakes and juicy stakes at home as it measures heat levels and makes automatic adjustments under the pan to maintain the ideal temperature.



Hybrid cooktop

EHH957BE
90cm 4 zone induction with gas burner cooktop

Technical info

Cut-out dimensions (mm)
51 (H) x 880 (W) x 490 (D)
Product dimensions (mm)
111 (H) x 910 (W) x 520 (D)

Features

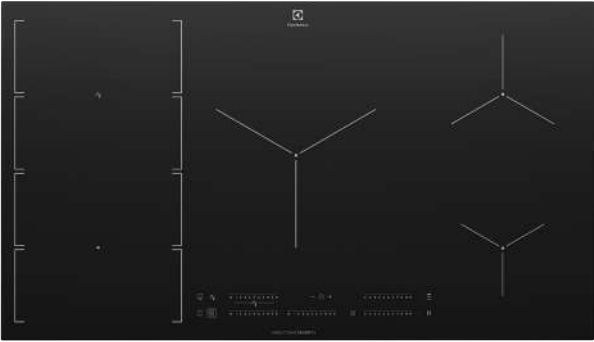
- SenseFry adjusts heat for even frying results
- Extra large MaxiZone with up to 5.2KW power
- Select bridge function to combine two zones
- PowerBoost provides quick, intense heat
- Hob2Hood adjusts the hood to your cooking
- Touch and slide control
- Stop & Go function for unexpected interruptions
- “Timer and minute minder for controlled cooking”
- Auto heat-up
- Auto pot detection
- Safety child lock

Flexibridge induction cooktop

EHI977BE
90cm 7 zone flexibridge induction cooktop

Technical info

Cut-out dimensions (mm)
51 (H) x 880 (W) x 490 (D)
Product dimensions (mm)
51 (H) x 910 (W) x 520 (D)



Features

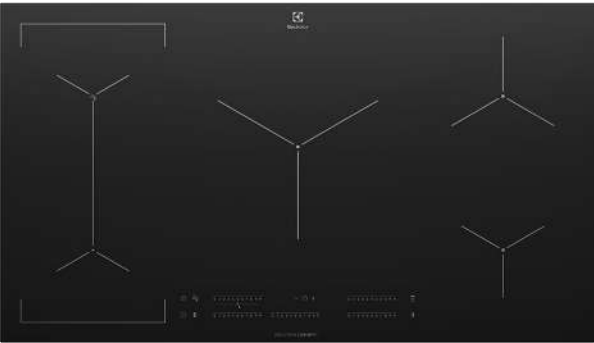
- SenseFry adjusts heat for even frying results
- Extra large MaxiZone with up to 5.2KW power
- FlexiBridge adapts the cooking surface
- PowerSlide from sear to simmer
- PowerBoost provides quick, intense heat
- Hob2Hood adjusts the hood to your cooking
- Touch and slide control
- Stop & Go function for unexpected interruptions
- “Timer and minute minder for controlled cooking”
- Auto heat-up
- Auto pot detection
- Safety child lock

Induction cooktop

EHI955BE
90cm 5 zone induction cooktop

Technical info

Cut-out dimensions (mm)
51 (H) x 880 (W) x 490 (D)
Product dimensions (mm)
51 (H) x 910 (W) x 520 (D)



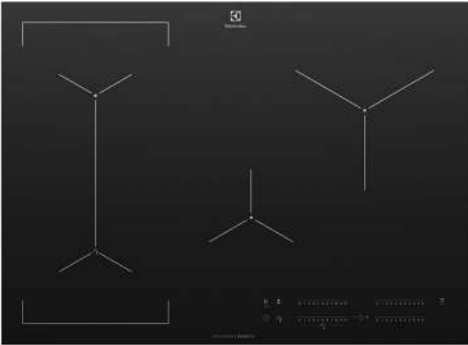
Features

- SenseFry adjusts heat for even frying results
- Extra large MaxiZone with up to 5.2kW power
- Select the bridge function to combine two zones
- PowerBoost provides quick, intense heat
- Hob2Hood adjusts the hood to your cooking
- Touch and slide control
- Stop & Go function for unexpected interruptions
- “Timer and minute minder for controlled cooking”
- Auto heat-up
- Auto pot detection
- Safety child lock

Induction cooktop

EH1745BE

70cm 4 zone induction cooktop



Technical info

Cut-out dimensions (mm)

51 (H) x 680 (W) x 490 (D)

Product dimensions (mm)

51 (H) x 710 (W) x 520 (D)

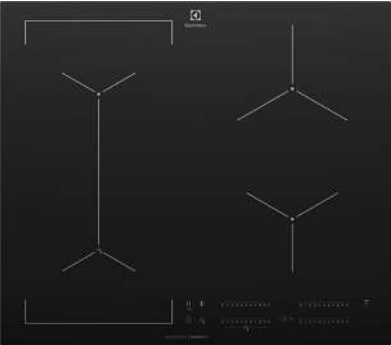
Features

- SenseFry adjusts heat for even frying results
- Select the bridge function to combine two zones
- PowerBoost provides quick, intense heat
- Hob2Hood adjusts the hood to your cooking
- Touch and slide control
- Stop & Go function for unexpected interruptions
- “Timer and minute minder for controlled cooking”
- Auto heat-up
- Auto pot detection
- Safety child lock

Induction cooktop

EH1645BE

60cm 4 zone induction cooktop



Technical info

Cut-out dimensions (mm)

51 (H) x 560 (W) x 490 (D)

Product dimensions (mm)

51 (H) x 590 (W) x 520 (D)

Features

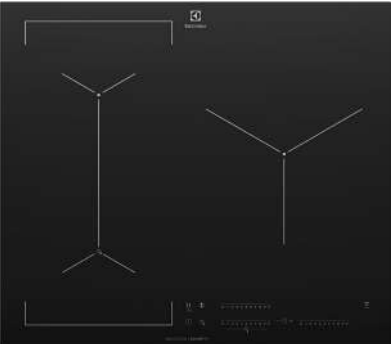
- SenseFry adjusts heat for even frying results
- Select the bridge function to combine two zones
- PowerBoost provides quick, intense heat
- Hob2Hood adjusts the hood to your cooking
- Touch and slide control
- Stop & Go function for unexpected interruptions
- “Timer and minute minder for controlled cooking”
- Auto heat-up
- Auto pot detection
- Safety child lock



Induction cooktop

EH1635BE

60cm 3 zone induction cooktop



Technical info

Cut-out dimensions (mm)

51 (H) x 560 (W) x 490 (D)

Product dimensions (mm)

51 (H) x 590 (W) x 520 (D)

Features

- SenseFry adjusts heat for even frying results
- Extra large MaxiZone with up to 5.2kW power
- Select the bridge function to combine two zones
- PowerBoost provides quick, intense heat
- Hob2Hood adjusts the hood to your cooking
- Touch and slide control
- Stop & Go function for unexpected interruptions
- “Timer and minute minder for controlled cooking”
- Auto heat-up
- Auto pot detection
- Safety child lock



Ceramic Cooktops

Versatile performer

From the elegant, black ceramic surface to the smart, intuitive features, you'll love everything about this cooktop.

The hands free hood

While you concentrate on the flavours, the innovative Hob2Hood feature will take care of keeping your kitchen fresh. The rangehood automatically turns on as soon as you start cooking, and intuitively adjusts the fan speed with your cooking.

Powerful and flexible

With four cooking positions plus the powerful triple ring, you have the freedom to cook a wide range of dishes.

Control at your fingertips

The touch controls on the ceramic hob lets you heat up, down or switch off effortlessly. Just gently slide your finger across the control to the temperature you need and you can be confident it will respond right away, so you can create delicious meals effortlessly.

Ceramic cooktop

EHC944BE

90cm ceramic cooktop

Technical info

Cut-out dimensions (mm)

51 (H) x 880 (W) x 490 (D)

Product dimensions (mm)

51 (H) x 900 (W) x 520 (D)

Features

- Flexible triple zone with up to 2.3kW power
- Hob2Hood adjusts the hood to your cooking
- Touch and slide control
- Stop & Go function for unexpected interruptions
- Safety child lock



Ceramic cooktop

EHC644BE

60cm ceramic cooktop

Technical info

Cut-out dimensions (mm)

51 (H) x 560 (W) x 490 (D)

Product dimensions (mm)

51 (H) x 590 (W) x 520 (D)

Features

- Flexible triple zone with up to 2.3kW power
- Hob2Hood adjusts the hood to your cooking
- Touch and slide control
- Stop & Go function for unexpected interruptions
- Safety child lock





Gas Cooktops

Fire it up

Enjoy super-fast heating, precise control and the satisfaction of great dishes, cooked to perfection. The Dual Flame wok control lets you direct heat accurately from simmer to maximum flame.

Turn up the flavour to boost

The PowerBoost setting on the wok burner provides an enhanced level of heat, up to 24MJ/h, needed to lock in flavours and textures when intensely stir-frying at high temperatures or when you need to boil water quickly*.

*Selected models

Good looks that last

Style meets function with a ceramic glass cooking surface that makes it a seamless addition to any kitchen space.

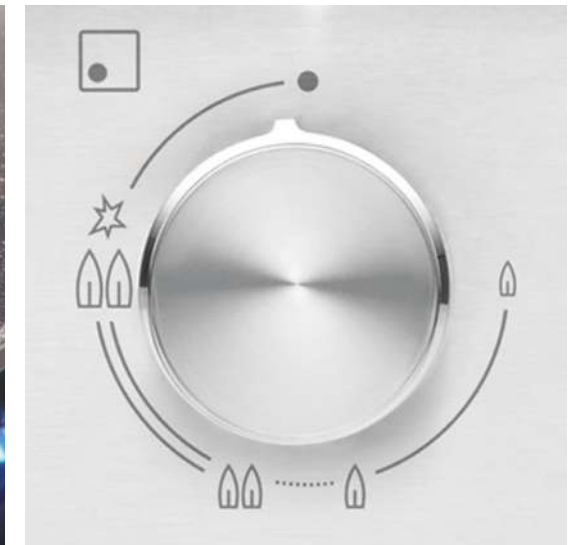
Sturdy and stable

High quality cast iron supports ensuring that your pots and pans are stable while cooking.

Safety shut-off

The flame failure safety device automatically cuts off the gas supply if the flame goes out during cooking. This means you can use your appliance at the lowest power without worrying about the flame extinguishing and leaking gas.

*Selected models





Black ceramic gas cooktop

EHG955BE
90cm 5 burner gas cooktop

Technical info

Cut-out dimensions (mm)
55 (H) x 860 (W) x 490 (D)

Product dimensions (mm)
121 (H) x 895 (W) x 530 (D)

Features

- Intense 24 MJ/h to lock in flavours
- DualFlame provides the heat to simmer or stir-fry
- Cast iron supports keep pots and pans stable
- Durable, easy-to-clean ceramic glass surface
- Flame failure cuts off gas supply for your safety
- One hand ignition is simple and convenient
- Premium dark metalised knobs for quality feel and finish
- LPG conversion kit included

Stainless steel gas cooktop

EHG955SE
90cm 5 burner gas cooktop

Technical info

Cut-out dimensions (mm)
55 (H) x 860 (W) x 490 (D)

Product dimensions (mm)
115 (H) x 895 (W) x 530 (D)

Features

- Intense 24 MJ/h to lock in flavours
- DualFlame provides the heat to simmer or stir-fry
- Cast iron supports keep pots and pans stable
- Durable, easy-to-clean stainless steel surface
- Flame failure cuts off gas supply for your safety
- One hand ignition is simple and convenient
- Premium metalised knobs for quality feel and finish
- LPG conversion kit included



Stainless steel gas cooktop

EHG755SE
75cm 5 burner gas cooktop

Technical info

Cut-out dimensions (mm)
55 (H) x 710 (W) x 490 (D)

Product dimensions (mm)
115 (H) x 745 (W) x 530 (D)

Features

- Intense 24 MJ/h to lock in flavours
- DualFlame provides the heat to simmer or stir-fry
- Cast iron supports keep pots and pans stable
- Durable, easy-to-clean stainless steel surface
- Flame failure cuts off gas supply for your safety
- One hand ignition is simple and convenient
- Premium metalised knobs for quality feel and finish
- LPG conversion kit included



Black ceramic gas cooktop

EHG645BE
60cm 4 burner gas cooktop



Technical info

Cut-out dimensions (mm)
55 (H) x 560 (W) x 490 (D)
Product dimensions (mm)
115 (H) x 595 (W) x 530 (D)

Features

- Powerful 17 MJ/h wok burner is perfect to stir-fry
- DualFlame provides the heat to simmer or stir-fry
- Cast iron supports keep pots and pans stable
- Durable, easy-to-clean ceramic glass surface
- Flame failure cuts off gas supply for your safety
- One hand ignition is simple and convenient
- Dark metalised knobs for quality feel and finish
- LPG conversion kit included

Stainless steel gas cooktop

EHG645SE
60cm 4 burner gas cooktop



Technical info

Cut-out dimensions (mm)
55 (H) x 560 (W) x 490 (D)
Product dimensions (mm)
115 (H) x 595 (W) x 530 (D)

Features

- Powerful 17 MJ/h wok burner is perfect to stir-fry
- DualFlame provides the heat to simmer or stir-fry
- Cast iron supports keep pots and pans stable
- Durable, easy-to-clean stainless steel surface
- Flame failure cuts off gas supply for your safety
- One hand ignition is simple and convenient
- Metalised knobs for quality feel and finish
- LPG conversion kit included

Black ceramic gas cooktop

EHG635BE
60cm 3 burner gas cooktop



Technical info

Cut-out dimensions (mm)
55 (H) x 560 (W) x 490 (D)
Product dimensions (mm)
121 (H) x 595 (W) x 530 (D)

Features

- Intense 24 MJ/h to lock in flavours
- DualFlame provides the heat to simmer or stir-fry
- Cast iron supports keep pots and pans stable
- Durable, easy-to-clean ceramic glass surface
- Flame failure cuts off gas supply for your safety
- One hand ignition is simple and convenient
- Dark metalised knobs for quality feel and finish
- LPG conversion kit included



A monstera plant with large, dark green, deeply lobed leaves is positioned on the left side of the frame. Its stems are visible through a clear, teardrop-shaped glass vase. The background is split vertically: the left half is a vibrant teal, and the right half is a dark, almost black, color. The lighting is dramatic, highlighting the plant's texture and the glass's transparency.

Rangehoods

Quiet achievers

Designed to work seamlessly with Electrolux cooktops. Choose from integrated, canopy or slide-out rangehood to meet your kitchen design need. With their sleek design and powerful motors, they remove cooking odours so efficiently, you'll barely know they're there.

The hands free hood

While you concentrate on the flavours, the innovative Hob2Hood feature will take care of keeping your kitchen fresh. The rangehood automatically turns on as soon as you start cooking, and intuitively adjusts the fan speed with your cooking.*

Extraction without distraction

Clear your kitchen of unwanted steam and cooking vapours almost unnoticeably. With noise levels as low as 50dB(A), you can keep the conversation cooking in a relaxed environment.

Style and function

The baffle filter design is stylish and functional. The durable stainless-steel filter efficiently extracts vapours, and filters grease to prevent build-ups in order to optimise the airflow. It's easy to remove and replace, and is dishwasher safe.

Delay setting

When the cooking's over and you want to enjoy your meal with friends and family, activate the Delay off or timer function to effortlessly clear any remaining vapour or odours from your kitchen.*

Clear visibility for complete control

Long lasting LED lights illuminate the complete cooking surface giving you full control over your delicious cuisine.*

*Selected models





Integrated rangehood

Technical info

Features

ERI935DSE
86cm integrated rangehood in dark stainless steel

Duct diameter (mm)
150
Product dimensions (mm)
330 (H) x 860 (W) x 300 (D)

- Hob2Hood adjusts the hood power automatically
- Max airflow of 710 m3/h
- Stainless steel baffle filter
- Operation noise as low as 50dB(A)
- Dishwasher safe filters
- Long lasting LED lighting
- 3 speed setting plus boost
- Electronic soft button control



Integrated rangehood

Technical info

Features

ERI635DSE
52cm integrated rangehood in dark stainless steel

Duct diameter (mm)
150
Product dimensions (mm)
330 (H) x 520 (W) x 300 (D)

- Hob2Hood adjusts the hood power automatically
- Max airflow of 680 m3/h
- Stainless steel baffle filter
- Operation noise as low as 53dB(A)
- Dishwasher safe filters
- Long lasting LED lighting
- 3 speed setting plus boost
- Electronic soft button control



Integrated rangehood

ERI842DSD

86cm integrated rangehood in dark stainless steel

Technical info

Duct diameter (mm)

150

Product dimensions (mm)

330 (H) x 860 (W) x 300 (D)

Features

- Hob2Hood technology
- Max airflow of 680 M3/h
- Operation noise as low as 51dB(A)
- Efficient perimeter extraction removes more air and odours while you cook
- Multi-layer dishwasher safe filters
- Long lasting LED lighting
- 3 speed setting plus boost
- Electronic soft button control



Integrated rangehood

ERI522DSD

52cm integrated rangehood in dark stainless steel

Technical info

Duct diameter (mm)

150

Product dimensions (mm)

330 (H) x 520 (W) x 300 (D)

Features

- Hob2Hood technology
- Max airflow of 680 M3/h
- Operation noise as low as 51dB(A)
- Efficient perimeter extraction removes more air and odours while you cook
- Multi-layer dishwasher safe filters
- Long lasting LED lighting
- 3 speed setting plus boost
- Electronic soft button control



Canopy rangehood

ERC925DSD

90cm canopy rangehood in dark stainless steel

Technical info

Duct diameter (mm)

150

Product dimensions (mm)

1210 (H max) x 898 (W) x 460 (D)

Features

- Hob2Hood technology
- Max airflow of 790 M3/h
- Operation noise as low as 50dB(A)
- Delay off setting
- Long lasting LED lighting
- Dishwasher safe filters
- 3 speed settings to cater to your needs
- Stylish combination of dark stainless steel and black 'Touch on' glass controls





EVEP626DSE
60cm Pyrolytic Duo Oven

specifications		
type	duo, pyrolytic	
oven fuel	electric	
gross capacity (l)	80 / 46	
finish	glass and mark-resistant dark stainless steel	
controls	TFT touchscreen display	
key features		
steam function	SteamBake	
AirFryPlus	■	
food Probe	■	
main oven functions	main oven	2nd oven
no. of functions	17	7
steam bake	■	
AirFryPlus	■	
fan cooking	■	
fan assist bake	■	■
traditional bake	■	■
fan & grill	■	■
roast	■	
pizza	■	
pastry	■	■
cook from frozen	■	
keep warm	■	■
grill	■	■
grill boost	■	
defrost	■	■
dough proving	■	
slow cooking	■	
eco mode	■	
fast heat up	■ (option)	■(option)
cleaning function	pyrolytic, 3 levels	pyrolytic, 3 levels
lighting	3 x 25w	1 x 25w
included accessories		
AirFryPlus tray	1	
food probe	1	
telescopic runners (full extension)	2 sets	
side racks	2 sets	
shelves	3	
pan carrier	1	
grill pan	1	
cast baking dish	1	
baking tray	1	
door		
soft close & open	■	
glass layers	4	
removable glass	■	
power		
connection	hardwired	
max power rating kW	5.3	
max current rating A	22.1	
dimensions		
product dimensions (mm)	890 (H) x 596 (W) x 572 (D)	
cut-out dimensions - flush fit (mm)	893 (H) x 600 (W) x 581 (D)	



EVE636DSE
60cm Multifunction Double Oven

specifications		
type	double	
oven fuel	electric	
gross capacity (l)	80 / 80	
finish	glass and mark-resistant dark stainless steel	
controls	TFT touchscreen display	
key features		
steam function	SteamBake	
AirFryPlus	■	
food Probe	■	
main oven functions	main oven	2nd oven
no. of functions	17	17
steam bake	■	■
AirFryPlus	■	■
fan cooking	■	■
fan assist bake	■	■
traditional bake	■	■
fan & grill	■	■
roast	■	■
pizza	■	■
pastry	■	■
cook from frozen	■	■
keep warm	■	■
grill	■	■
grill boost	■	■
defrost	■	■
dough proving	■	■
slow cooking	■	■
eco mode	■	■
fast heat up	■ (option)	■ (option)
cleaning function	steam assisted cleaning	steam assisted cleaning
lighting	3 x 25w	3 x 25w
included accessories		
AirFryPlus tray	1	
food probe	1	
telescopic runners (full extension)	2 sets	
side racks	2 sets	
shelves	4	
pan carrier	2	
grill pan	2	
cast baking dish	1	
baking tray	2	
door		
soft close & open	■	
glass layers	3	
removable glass	■	
power		
connection	hardwired	
max power rating kW	6.2	
max current rating A	25.8	
dimensions		
product dimensions (mm)	1082 (H) x 596 (W) x 568 (D)	
cut-out dimensions - flush fit (mm)	1086 (H) x 600 (W) x 581 (D)	





EVEP916DSE
90cm Pyrolytic Oven

specifications	
type	single, pyrolytic
oven fuel	electric
gross capacity (l)	125
finish	black glass and mark-resistant dark stainless steel
controls	TFT touchscreen display
key features	
steam function	SteamBake
AirFryPlus	■
food Probe	■
twin fan system	■
split grill system	■
oven functions	
no. of functions	17
steam bake	■
AirFryPlus	■
fan cooking	■
fan assist bake	■
traditional bake	■
fan & grill	■
pastry	■
roast	■
pizza	■
cook from frozen	■
keep warm	■
left grill	■
full grill	■
defrost	■
dough proving	■
slow cooking	■
eco mode	■
fast heat up	■(option)
cleaning function	pyrolytic, 3 levels
lighting	2 x 25w
included accessories	
AirFryPlus tray	1 (2 baskets)
food probe	1
telescopic runners	1 set, PyroProof
side racks	1 set, PyroProof
shelves	2
pan carrier	1
grill pan	2 x half width
grill dish insert	2 x half width
door	
soft close & open	■
glass layers	4
removable glass	■
power	
connection	hardwired
max power rating kW	5.2
max current rating A	21.7
dimensions	
product dimensions (mm)	596 (H) x 895 (W) x 572 (D)
cut-out dimensions - flush fit (mm)	600 (H) x 900 (W) x 580 (D)



EFEP956DSE
90cm Pyrolytic Oven with Induction Cooktop

specifications	
type	freestanding, pyrolytic
oven fuel	electric
gross capacity (l)	125
finish	black glass and mark-resistant dark stainless steel
controls	TFT touchscreen display
key features	
steam function	SteamBake
AirFryPlus	■
food Probe	■
twin fan system	■
split grill system	■
oven functions	
no. of functions	17
steam bake	■
AirFryPlus	■
fan cooking	■
fan assist bake	■
traditional bake	■
fan & grill	■
roast	■
pizza	■
pastry	■
cook from frozen	■
keep warm	■
left grill	■
full grill	■
defrost	■
dough proving	■
slow cooking	■
eco mode	■
fast heat up	■ (option)
cleaning function	pyrolytic, 3 levels
lighting	2 x 25w
induction cooktop features	
Hob2Hood connectivity	■
control	touch and slide
MaxiZone	■
Bridge function	■
PowerBoost	■
stop & go, auto warm up	■
pot sensor, timer	■
"auto off, child lock, hot surface indicator"	■
zone specification	
number of cooking zones	5
front left (min-max)	2300W / 3200W
front right (min-max)	1400W / 2500W
centre (min-max)	3600W / 5200W
rear left (min-max)	2300W / 3200W
rear right (min-max)	1800W / 2800W
included accessories	
AirFryPlus tray	1 (2 baskets)
food probe	1
telescopic runners	1 set, PyroProof
side racks	1 set, PyroProof
shelves	2
pan carrier	1
grill pan	2 x half width
grill dish insert	2 x half width
removable splashback and kick plate	■
storage compartment	■
adjustable feet	■
door	
soft close & open	■
glass layers	4
removable glass	■
power	
connection	hardwired
max power rating kW	15.2
max current rating A	40
dimensions	
product dimensions (mm)	906-926 (H) x 895 (W) x 600 (D)
cut-out dimensions (mm)	900 (H) x 900 (W) x 600 (D)



EFEP916DSE
90cm Pyrolytic Oven with Gas Cooktop

specifications	
type	freestanding, pyrolytic
oven fuel	electric
gross capacity (l)	125
finish	black glass and mark-resistant dark stainless steel
controls	TFT touchscreen display
key features	
steam function	SteamBake
AirFryPlus	■
food Probe	■
twin fan system	■
split grill system	■
oven functions	
no. of functions	17
steam bake	■
AirFryPlus	■
fan cooking	■
fan assist bake	■
traditional bake	■
fan & grill	■
roast	■
pizza	■
pastry	■
cook from frozen	■
keep warm	■
left grill	■
full grill	■
defrost	■
dough proving	■
slow cooking	■
eco mode	■
fast heat up	■ (option)
cleaning function	pyrolytic, 3 levels
lighting	2 x 25w
gas cooktop features	
24MJ wok burner	■
DualFlame wok burner control	■
one hand ignition	■
flame failure safety device	■
flat cast iron trivets	■
burner specifications	
number of burner	5
wok (MJ/h NG) min - max	1.5-24
rapid (MJ/h NG)	12.1
semi rapid (MJ/h NG)	9.0 x 2
auxiliary (MJ/h NG)	5.1
LPG conversion kit	■
included accessories	
AirFryPlus tray	1 (2 baskets)
food probe	1
telescopic runners	1 set, PyroProof
side racks	1 set, PyroProof
shelves	2
pan carrier	1
grill pan	2 x half width
grill dish insert	2 x half width
removable splashback and kick plate	■
storage compartment	■
adjustable feet	■
door	
soft close & open	■
glass layers	4
removable glass	■
power	
connection	hardwired
max power rating kW	5.2
max current rating A	21.7
max gas rating (MJ/h NG)	59.2
dimensions	
product dimensions (mm)	910-930 (H) x 895 (W) x 600 (D)
cut-out dimensions (mm)	900 (H) x 900 (W) x 600 (D)



EVEM645DSE
Built-in Combination
Microwave Oven



EMB2529DSE
Built-in Combinatio
Microwave Oven

specifications		
type	built-in	built-in
gross capacity (l)	44	25
finish	"black glass with dark stainless steel trim"	"black glass with dark stainless steel trim"
controls	touch control	touch control
display	LED	LED
key features		
convection	■	■
grill	■	■
quick start reheat		■
oven functions		
no. of functions	9	7
convection	■	■
microwave	■	■
grill	■	■
microwave + convection	■	■
microwave + grill	■	■
grill + convection	■	■
microwave + grill + convection	■	■
pizza	■	
microwave + pizza	■	
quick start		■
auto cook	13 pre-set programs	10 pre-set programs
auto defrost	■	■
auto reheat	■	■
child lock	■	■
included accessories		
turntable	enamel - 360mm	glass - 315mm
high wire rack	■	■
low wire rack	■	
power		
maximum current rating (A)	15A	10A
connection	hardwired	cord & plug
microwave power	5 levels (100W - 900W)	5 levels (100W - 900W)
grill power	1750W	1100W
convection + grill power	2400W	2400W
dimensions		
product dimensions (mm)	454 (H) x 595 (W) x 568 (D)	388 (H) x 595 (W) x 470 (D)
cut-out dimensions - flush fit (mm)	466 (H) x 600 (W) x 570 (D)	396 (H) x 600 (W) x 550 (D)



EWD1402DSE
Built-in Warming Drawer

specifications	
type	built-in
gross capacity (l)	22
finish	"black glass with dark stainless steel trim"
controls	touch control
display	LED
drawer	soft closing, push door to open
key features	
adjustable temperature	■
plate warming	■
fan forced heating	■
drawer functions	
anti-slip mat	■
quick set functions	3
low setting (cups and glasses)	■
medium setting (plates and dishes)	■
keep warm	■
temperature control setting	40 °C - 80 °C
time duration setting	■
maximum weight capacity	25kg
maximum number of plates (26cm)	12
operating indicator light	■
overheat protection	■
heating stops when open	■
power	
maximum current rating (A)	10A
connection	cord & plug
heating type	convection
heating power	1000W
dimensions	
product dimensions (mm)	141 (H) x 595 (W) x536 (D)
cut-out dimensions - flush fit (mm)	141 (H) x 600 (W) x 541 (D)*

*When installed together with EVEM645DSE



EHG955BE
90cm 5 Burner Gas Cooktop



EHG645BE
60cm 4 Burner Gas Cooktop



EHG635BE
60cm 3 Burner Gas Cooktop

specifications			
cooktop finish	black ceramic glass	black ceramic glass	black ceramic glass
knob finish	dark metalised	dark metalised	dark metalised
Width (nominal) (mm)	900	600	600
key features			
wok burner power (MJ/h NG)	24	17	24
DualFlame wok burner	■	■	■
one hand ignition	■	■	■
flame failure safety device	■	■	■
cast iron trivets	■	■	■
burner specifications			
number of burner	5	■	■
wok (MJ/h NG) min - max	1.5-24.0	1.5 - 17.0	1.5-24.0
rapid (MJ/h NG)	12.1	12.1	12.1
semi rapid (MJ/h NG)	9.0 x 2	9.0	-
auxiliary (MJ/h NG)	5.1	5.1	5.1
LPG conversion kit	■	■	■
power rating			
max gas rating (MJ/h NG)	59.2	43.2	41.2
Voltage (V)	230-240	230-240	230-240
dimensions			
overall product dimensions (mm)	121 (H) x 895 (W) x 530 (D)	115 (H) x 595 (W) x 530 (D)	121 (H) x 595 (W) x 530 (D)
cut-out dimensions (mm)	55 (H) x 860 (W) x 490 (D)	55 (H) x 560 (W) x 490 (D)	55 (H) x 560 (W) x 490 (D)



EHG955SE
90cm 5 Burner
Gas Cooktop



EHG755SE
60cm 4 Burner
Gas Cooktop



EHG645SE
60cm 3 Burner
Gas Cooktop

specifications			
cooktop finish	stainless steel	stainless steel	stainless steel
knob finish	metalised	metalised	metalised
laser etched indicators	■	■	■
Width (nominal) (mm)	900	750	600
key features			
wok burner power (MJ/h NG)	24	24	17
DualFlame wok burner	■	■	■
one hand ignition	■	■	■
flame failure safety device	■	■	■
cast iron trivets	■	■	■
burner specifications			
number of burner	5	5	4
wok (MJ/h NG) min - max	1.5-24.0	1.5-24.0	1.5 - 17.0
rapid (MJ/h NG)	12.1	12.1	12.1
semi rapid (MJ/h NG)	9.0 x 2	9.0 x 2	9.0
auxiliary (MJ/h NG)	5.1	5.1	5.1
LPG conversion kit	■	■	■
power rating			
max gas rating (MJ/h NG)	59.2	59.2	43.2
Voltage (V)	230-240	230-240	230-240
dimensions			
overall product dimensions (mm)	115 (H) x 895 (W) x 530 (D)	115 (H) x 745 (W) x 530 (D)	115 (H) x 595 (W) x 530 (D)
cut-out dimensions (mm)	55 (H) x 860 (W) x 490 (D)	55 (H) x 710 (W) x 490 (D)	55 (H) x 560 (W) x 490 (D)



EHH957BE
90cm 4 zone Induction with Gas Burner Cooktop

specifications	
energy/heat source	electric induction & gas
cooktop finish	ceramic glass
control	*induction: touch & slide gas: knob*
knob finish	dark metalised
flame failure safety device	■
cooking zones	*Induction: 4Gas:1"
Width (nominal) (mm)	900
key features	
versatile induction with gas burner	■
SenseFry	■
Hob2Hood	■
bridge function	■
PowerBoost	■
24MJ wok burner	■
DualFlame wok burner	■
induction functions	
Hob2Hood connectivity	■
bridge function	■
stop & go	■
pot sensor	■
PowerBoost	■
timer / minute minder	■
auto heat-up	■
auto off	■
child lock	■
hot surface indicator	■
gas burner features	
wok burner power (MJ/h NG)	24
DualFlame wok burner	■
one hand ignition	■
flame failure safety device	■
cast iron trivets	■
cooking specifications	
Left front (min - max)	2300W - 3200W
Left rear (min - max)	2300W - 3200W
Center front (min - max)	1400W - 2500W
Center rear (min - max)	1800W - 2800W
Right front (min - max) (MJ/h)	15 - 24MJ/h
Right rear (min - max)	1.5 - 24
power rating	
Connection	hardwired
Max Power Rating (kw)	7.4
max gas rating (MJ/h NG)	24
Voltage	220-240V
dimensions	
overall product dimensions (mm)	111 (H) x 910 (W) x 520 (D)
cut-out dimensions (mm)	51 (H) x 880 (W) x 490 (D)



EHI977BE
90cm 7 zone Flexibridge induction cooktop

specifications	
energy/heat source	electric induction
cooktop finish	ceramic glass
control	touch and slide
Width (nominal) (mm)	900
key features	
SenseFry	■
FlexiBridge & PowerSlide	■
PowerBoost	■
Hob2Hood	■
bridge zone	
maxizone	■
functions	
Hob2Hood connectivity	■
FlexiBridge & PowerSlide	■
bridge function	
MaxiZone	■
stop & go	■
pot sensor	■
PowerBoost	■
timer / minute minder	■
auto heat-up	■
auto off	■
child Lock	■
hot surface indicator	■
cooking specifications	
number of cooking zones	7
Left front (min - max)	2300W - 3400W
Left rear (min - max)	2300W - 3400W
Centre (min - max)	3500W - 5200W
Right front (min - max)	1400W - 2500W
Right rear (min - max)	1800W - 2800W
power rating	
Connection	hardwired
Max Power Rating (KW)	7.4
Voltage (V)	220-240
dimensions	
overall product dimensions (mm)	51 (H) x 910 (W) x 520 (D)
cut-out dimensions (mm)	51 (H) x 880 (W) x 490 (D)



EHI955BE
90cm 5 zone Induction Cooktop



EHI745BE
70cm 4 zone Induction Cooktop



EHI645BE
60cm 4 zone Induction Cooktop



EHI635BE
60cm 3 zone Induction Cooktop

electric induction	electric induction	electric induction	electric induction
ceramic glass	ceramic glass	ceramic glass	ceramic glass
touch and slide	touch and slide	touch and slide	touch and slide
900	700	600	600
■	■	■	■
■	■	■	■
■	■		■
■	■	■	■
■			■
■	■	■	■
■	■	■	■
■			■
■	■	■	■
■	■	■	■
■	■	■	■
■	■	■	■
■	■	■	■
■	■	■	■
5	4	4	3
2300W - 3200W	2300W - 3200W	2300W - 3200W	2300W - 3200W
2300W - 3200W	2300W - 3200W	2300W - 3200W	2300W - 3200W
3500W - 5200W	-	-	-
1400W - 2500W	1400W - 2500W	1400W - 2500W	3500W - 5200W
1800W - 2800W	2300W - 3600W	1800W - 2800W	-
hardwired	hardwired	hardwired	hardwired
7.4	7.4	7.4	7.4
220-240	220-240	220-240	220-240
51 (H) x 910 (W) x 520 (D)	51 (H) x 710 (W) x 520 (D)	51 (H) x 590 (W) x 520 (D)	51 (H) x 590 (W) x 520 (D)
51 (H) x 880 (W) x 490 (D)	51 (H) x 680 (W) x 490 (D)	51 (H) x 560 (W) x 490 (D)	51 (H) x 560 (W) x 490 (D)



EHC944BE
90cm Ceramic Cooktop



EHC644BE
60cm Ceramic Cooktop

specifications		
energy/heat source	electric induction	electric induction
cooktop finish	ceramic glass	ceramic glass
control	touch and slide	touch and slide
cooking zones	4	4
Width (nominal) (mm)	900	600
key features		
Hob2Hood	■	■
Flexible triple zone	■	■
functions		
hob2hood connectivity	■	■
triple zone	■	■
stop & go	■	■
pot sensor	■	■
timer / minute minder	■	■
keep warm	■	■
auto heat-up	■	■
auto off	■	■
child Lock	■	■
hot surface indicator	■	■
cooking specifications		
Left front (min - max)	triple zone – 800 / 1600 / 2300W	triple zone – 800 / 1600 / 2300W
Left rear (min - max)	1200W	1200W
Right front (min - max)	1200W	1200W
Right rear (min - max)	1800W	1800W
power rating		
Connection	hardwired	hardwired
Max Power Rating (kw)	6.5	6.5
Voltage (V)	220-240	220-240
dimensions		
product dimensions (mm)	51 (H) x 900 (W) x 520 (D)	51 (H) x 590 (W) x 520 (D)
cut-out dimensions (mm)	51 (H) x 880 (W) x 490 (D)	51 (H) x 560 (W) x 490 (D)



ERC925DSD
90cm Wall Mounted Canopy

specifications	
installation/rangehood style	wall mounted canopy
colour/finish	dark stainless steel / black glass
controls	electronic touch on glass
max. air flow	790m³/h
hob2hood	■
no. of filters	3
dishwasher safe filters	■
fan speeds	3
lights	2 x LED
centrifugal fan	■
recirculating option	optional (kit required)
carbon filters	optional accessory
noise level dB(A) (min - max)	50/70
power	
electrical supply required	240V/50Hz
dimensions	
duct diameter (mm)	150
product dimensions (mm)	898 (W) x 460 (D) x 1210 (H)max.



ERI935DSE
86cm Integrated Rangehood

ERI635DSE
52cm Integrated Rangehood

specifications		
installation/rangehood style	integrated	integrated
colour/finish	dark stainless steel	dark stainless steel
controls	electronic push button	electronic push button
max. air flow	710 m3/h	680 m3/h
hob2hood	■	■
perimeter extraction	■	■
no. of filters	2	1
Stainless steel baffle filter	■	■
fan speeds	3 + boost	3 + boost
lights	2 x LED	2 x LED
recirculating option	optional (carbon filters required)	optional (carbon filters required)
carbon filters	optional accessory	optional accessory
noise level dB(A) (high/low)	67/50	70/53
Power		
electrical supply required	240V/50Hz	240V/50Hz
dimensions		
duct diameter (mm)	150	150
cut-out dimensions (mm)	330 (H) x 840 (W) x 260 (D)	330 (H) x 500 (W) x 260 (D)
product dimensions (mm)	330 (H) x 860 (W) x 300 (D)	330 (H) x 520 (W) x 300 (D)



ERI842DSD
86cm Integrated Rangehood

ERI522DSD
52cm Integrated Rangehood

specifications		
installation/rangehood style	integrated	integrated
colour/finish	dark stainless steel	dark stainless steel
controls	electronic push button	electronic push button
max. air flow	710 m3/h	680 m3/h
hob2hood	■	■
perimeter extraction	■	■
no. of filters	2	1
dishwasher safe filters	■	■
fan speeds	3 + boost	3 + boost
lights	2 x LED	2 x LED
recirculating option	optional (carbon filters required)	optional (carbon filters required)
carbon filters	optional accessory	optional accessory
noise level dB(A) (high/low)	66/51	66/51
Power		
electrical supply required	240V/50Hz	240V/50Hz
dimensions		
duct diameter (mm)	150	150
cut-out dimensions (mm)	330 (H) x 840 (W) x 260 (D)	330 (H) x 500 (W) x 260 (D)
product dimensions (mm)	330 (H) x 860 (W) x 300 (D)	330 (H) x 520 (W) x 300 (D)

To add a touch of professional inspiration to your home, visit electrolux.com.au or electrolux.co.nz

delivery

The purchase of a new appliance is an exciting experience. Electrolux customers can, for an additional charge, choose to have their new appliance delivered by our experienced staff. This service, at the customer's option, includes the removal and recycling of packaging materials and even the old appliance if necessary. Delivery is available in Adelaide, Brisbane, Melbourne, Perth and Sydney. It may not be available in some rural locations and is not available in New Zealand.

home service

Home Service is provided for repairs to appliances by trained technicians. Home Service is available throughout Australia and New Zealand.

spare parts

Home Service and Spare Parts can be contacted by phone using our toll free national numbers.

Australia

Service 13 13 49
Spare Parts 13 13 50
electrolux.com.au

New Zealand

Service 0800 10 66 10
Spare Parts 0800 10 66 20
electrolux.co.nz

warranty

Electrolux Home Products Pty Ltd and Electrolux (NZ) Limited (collectively Electrolux) warrants that for domestic applications the Appliances featured in this brochure are free from defects in materials and workmanship for 2 years, and warrants that for featured accessories a period of 12 months, following the date of original purchase and subject to the conditions set out in the warranty card accompanying the product when purchased. This warranty is in addition to the other rights and warranties you may have under the Australian Consumer Law (ACL) and Electrolux will at all times comply with its obligations at law including the ACL. For New Zealand customers Electrolux will at all times comply with its obligations pursuant to law including the Consumer Guarantees Act, the Sale of Goods Act and the Fair Trading Act. Where appliances are purchased in NZ for commercial purposes the Consumer Guarantees Act does not apply.

product information

The descriptors and illustrations in this publication apply to the specific products and models described as at the date of issue. Accessories shown are for illustration purposes only. They are not included with the product and may not be available for purchase separately unless stated otherwise. Under our policy of continuous product development, product specifications may change without notice. Prospective purchasers should therefore check with their retailer to ensure this publication correctly describes the products that are being offered for sale. All information supplied is to be used for general reference purposes only and is on the understanding that Electrolux will not be liable for any loss, liability or damage of whatever kind arising as a result of reliance on such information. Electrolux will at all times comply with its obligations pursuant to law. Colours of products illustrated are as close as printing limitations allow.

Swedish Thinking. Better Living.



Electrolux Home Products

Australia

telephone: 13 13 49
email: customercare@electrolux.com.au
web: electrolux.com.au

New Zealand

telephone: 0800 436 245
email: customercare@electrolux.co.nz
web: electrolux.co.nz



© 2021 Electrolux Home Products Pty Ltd
ABN 51 004 762 341

© 2021 Electrolux (NZ) Limited Company Number 36212

E_BRO_Cook_Dec21