

MCBs - Miniature circuit breakers ETIMAT


Advantages of miniature circuit breakers ETIMAT 6

→ Sealing possibility



→ "ON/OFF" mark on the switch button

→ Option of mounting auxiliary devices (auxiliary switch, shunt trip)





→ Better protection of terminals against touching the parts under voltage



→ Double connection possibility

→ Every product is marked with EAN Code



→ New method of mounting on the DIN rail and simple replacement

Miniature circuit breakers

Miniature circuit breaker ETIMAT 6

 Rated short-circuit capacity
6 kA


 Rated current
0,5 - 63 A

 Tripping characteristic
B, C, D
1-pole


I_n [A]	U_n [V]	Code No. B	Code No. C	Code No. D	Weight [g]	Packaging [pcs]
0,5	230/400	/	002141501	002161501	115	12/108
1	230/400	/	002141504	002161504	115	12/108
1,6	230/400	/	002141507	002161507	115	12/108
2	230/400	/	002141508	002161508	115	12/108
4	230/400	/	002141510	002161510	115	12/108
6	230/400	002111512	002141512	002161512	112	12/108
10	230/400	002111514	002141514	002161514	112	12/108
13	230/400	002111515	002141515	002161515	112	12/108
16	230/400	002111516	002141516	002161516	112	12/108
20	230/400	002111517	002141517	002161517	112	12/108
25	230/400	002111518	002141518	002161518	112	12/108
32	230/400	002111519	002141519	002161519	112	12/108
40	230/400	002111520	002141520	002161520	112	12/108
50	230/400	002111521	002141521	002161521	123	12/108
63	230/400	002111522	002141522	002161522	123	12/108



1-pole + N

I_n [A]	U_n [V]	Code No. B	Code No. C	Code No. D	Weight [g]	Packaging [pcs]
0,5	230	/	002142501	002162501	232	6/54
1	230	/	002142504	002162504	232	6/54
1,6	230	/	002142507	002162507	232	6/54
2	230	/	002142508	002162508	232	6/54
4	230	/	002142510	002162510	232	6/54
6	230	002112512	002142512	002162512	227	6/54
10	230	002112514	002142514	002162514	227	6/54
13	230	002112515	002142515	002162515	227	6/54
16	230	002112516	002142516	002162516	227	6/54
20	230	002112517	002142517	002162517	227	6/54
25	230	002112518	002142518	002162518	227	6/54
32	230	002112519	002142519	002162519	227	6/54
40	230	002112520	002142520	002162520	227	6/54
50	230	002112521	002142521	002162521	245	6/54
63	230	002112522	002142522	002162522	245	6/54


2-pole


I_n [A]	U_n [V]	Code No. B	Code No. C	Code No. D	Weight [g]	Packaging [pcs]
0,5	400	/	002143501	002163501	232	6/54
1	400	/	002143504	002163504	232	6/54
1,6	400	/	002143507	002163507	232	6/54
2	400	/	002143508	002163508	232	6/54
4	400	/	002143510	002163510	232	6/54
6	400	002113512	002143512	002163512	227	6/54
10	400	002113514	002143514	002163514	227	6/54
13	400	002113515	002143515	002163515	227	6/54
16	400	002113516	002143516	002163516	227	6/54
20	400	002113517	002143517	002163517	227	6/54
25	400	002113518	002143518	002163518	227	6/54
32	400	002113519	002143519	002163519	227	6/54
40	400	002113520	002143520	002163520	227	6/54
50	400	002113521	002143521	002163521	245	6/54
63	400	002113522	002143522	002163522	245	6/54





3-pole

I_n [A]	U_n [V]	Code No. B	Code No. C	Code No. D	Weight [g]	Packaging [pcs]
0,5	400	/	002145501	002164501	354	4/36
1	400	/	002145504	002164504	354	4/36
1,6	400	/	002145507	002164507	354	4/36
2	400	/	002145508	002164508	354	4/36
4	400	/	002145510	002164510	354	4/36
6	400	002115512	002145512	002164512	345	4/36
10	400	002115514	002145514	002164514	345	4/36
13	400	002115515	002145515	002164515	345	4/36
16	400	002115516	002145516	002164516	345	4/36
20	400	002115517	002145517	002164517	345	4/36
25	400	002115518	002145518	002164518	345	4/36
32	400	002115519	002145519	002164519	345	4/36
40	400	002115520	002145520	002164520	345	4/36
50	400	002115521	002145521	002164521	372	4/36
63	400	002115522	002145522	002164522	372	4/36



3-pole + N

I_n [A]	U_n [V]	Code No. B	Code No. C	Code No. D	Weight [g]	Packaging [pcs]
0,5	400	/	002146501	002165501	469	3/27
1	400	/	002146504	002165504	469	3/27
1,6	400	/	002146507	002165507	469	3/27
2	400	/	002146508	002165508	469	3/27
4	400	/	002146510	002165510	469	3/27
6	400	002116512	002146512	002165512	459	3/27
10	400	002116514	002146514	002165514	459	3/27
13	400	002116515	002146515	002165515	459	3/27
16	400	002116516	002146516	002165516	459	3/27
20	400	002116517	002146517	002165517	459	3/27
25	400	002116518	002146518	002165518	459	3/27
32	400	002116519	002146519	002165519	459	3/27
40	400	002116520	002146520	002165520	459	3/27
50	400	002116521	002146521	002165521	493	3/27
63	400	002116522	002146522	002165522	493	3/27

Miniature circuit breakers

Miniature circuit breaker ETIMAT 1N

Rated short-circuit capacity
6 kA

Rated current
6 - 32 A

Tripping characteristic
B, C

ETIMAT 1N

I _n [A]	Code No. B	Code No. C	Packaging [pcs]
6	002191101	002191121	12/108
10	002191102	002191122	12/108
13	002191103	002191123	12/108
16	002191104	002191124	12/108
20	002191105	002191125	12/108
25	002191106	002191126	12/108
32	002191107	002191127	12/108

Description

Miniature circuit breaker ETIMAT 1N is a device with protected line pole and switched neutral pole.

Advantages:

- 1-pole+N in single housing
- Sealing possibility
- Indication of contacts' state
- New method of mounting on the DIN rail and simple replacement



Accessories for ETIMAT 6

PS ETIMAT is an auxiliary switch used for remote signalling of the MCB to which it is fixed. PS ETIMAT may also be fixed later of the state. Clamps are safe to touch. External dimensions comply with MCB, built-in width is 0,5 module (9 mm). During fitting, the MCB must be switched off.

Auxiliary switch PS ETIMAT

Code No.	Type	contacts	Weight [g]	Packaging [pcs]
002159031	PS ETIMAT 10 - MD	NO + NC	35	1/12
002159032	PS ETIMAT 10 - M	1 x NC	30	1/12
002159033	PS ETIMAT 10 - D	1 x NO	30	1/12



DA ETIMAT shunt trip release is fixed to the right side of the miniature circuit breaker ETIMAT for remote release of the MCB. Dimensions correspond to those of MCB ETIMAT.

Shunt trip release DA ETIMAT

	Code No.	Weight [g]	Packaging [pcs]
DA ETIMAT 10 230 V AC/DC	002159301	110	1/54
DA ETIMAT 10 48 V AC/DC	002159311	110	1/54
DA ETIMAT 10 24V AC/DC	002159312	110	1/54



Sealing piece ETIMAT

Code No.	Weight [g]	Packaging [pcs]
002159041	2	12




Marking cover ETIMAT

Code No.	Packaging [pcs]
002159051	12



NEW ETIMAT P10

High breaking capacity MCB ETIMAT P10




→ Supply possibility:

- top
- bottom

- Double connection possibility
- Every product is marked with EAN Code




→ New method of mounting on the DIN rail and simple replacement



→ Totally renewed, these products replace the ETIMAT 11 series and perfectly integrate with the ASTI product range, starting with identical profile which lends to a coordinated and streamlined look to the installation.

PREMIUM PERFORMANCE MCB
 PRODUCT PERFORMANCE & AUXILIARY
 PRODUCT QUALITY & RELIABILITY
 POWER CONTROL
 PRICE AVAILABILITY

Other features




ETIMAT RC - Remote control

ETIMAT RC is a miniature circuit breaker with remote control mechanism. ETIMAT RC provides following advantages:

- remote switching with simultaneous protection
- minimal space requirement
- straightforward actuation
- can be used as actuator in any installation bus system
- secure against remote activation after manual switch-of and/or being tripped by overcurrent
- control coil protected against thermal overload
- easy installation assured by rapid fastening method
- visual status display : red/ON, green/OFF
- sealable control lever
- capability of adding an auxiliary switch

Technical Data:

- the remote control mechanism, which serves to actuate ETIMAT RC is connected to MCB ETIMAT 11 by the factory before dispatch
- the remote control mechanism is activated electromagnetically by the application of a control voltage acc. to following data:
- rated voltage: 230V a.c.
- exciting current: approx 1.5A, duration min 20msek
- No. of operations: 20.000 , max 12 per minute



Miniature circuit breaker ETIMAT P10

New!

Rated short-circuit capacity
10 kA

Rated current
0,5 - 63 A

Tripping characteristic
B, C, D, K



1-pole

I_n [A]	U_n [V]	Code No. B	Code No. C	Code No. D	Code No. K	Weight [g]	Packaging [pcs]
0,5	230/400	/	270501104	270502105	270503106	124	12/60
1	230/400	/	270101102	270102103	270103104	124	12/60
2	230/400	/	270201105	270202106	270203107	124	12/60
4	230/400	/	270401101	270402102	270403103	124	12/60
6	230/400	270600106	270601107	270602108	270603109	124	12/60
10	230/400	271000109	271001100	271002101	271003102	121	12/60
13	230/400	271300108	271301109	271302100	271303101	121	12/60
16	230/400	271600107	271601108	271602109	271603100	121	12/60
20	230/400	272000100	272001101	272002102	272003103	121	12/60
25	230/400	272500105	272501106	272502107	272503108	121	12/60
32	230/400	273200107	273201108	273202109	273203100	121	12/60
40	230/400	274000102	274001103	/	/	130	12/60
50	230/400	275000103	275001104	/	/	130	12/60
63	230/400	276300103	276301104	/	/	130	12/60

1-pole + N

I_n [A]	U_n [V]	Code No. B	Code No. C	Code No. D	Code No. K	Weight [g]	Packaging [pcs]
0,5	230/400	/	270511101	270512102	270513103	249	6/30
1	230/400	/	270111109	270112100	270113101	249	6/30
2	230/400	/	270211102	270212103	270213104	249	6/30
4	230/400	/	270411108	270412109	270413100	249	6/30
6	230/400	270610103	270611104	270612105	270613106	249	6/30
10	230/400	271010106	271011107	271012108	271013109	245	6/30
13	230/400	271310105	271311106	271312107	271313108	245	6/30
16	230/400	271610104	271611105	271612106	271613107	245	6/30
20	230/400	272010107	272011108	272012109	272013100	245	6/30
25	230/400	272510102	272511103	272512104	272513105	245	6/30
32	230/400	273210104	273211105	273212106	273213107	245	6/30
40	230/400	274010109	274011100	/	/	261	6/30
50	230/400	275010100	275011101	/	/	261	6/30
63	230/400	276310100	276311101	/	/	261	6/30



2-pole

I_n [A]	U_n [V]	Code No. B	Code No. C	Code No. D	Code No. K	Weight [g]	Packaging [pcs]
0,5	230/400	/	270521108	270522109	270523100	249	6/30
1	230/400	/	270121106	270122107	270123108	249	6/30
2	230/400	/	270221109	270222100	270223101	249	6/30
4	230/400	/	270421105	270422106	270423107	249	6/30
6	230/400	270620100	270621101	270622102	270623103	249	6/30
10	230/400	271020103	271021104	271022105	271023106	245	6/30
13	230/400	271320102	271321103	271322104	271323105	245	6/30
16	230/400	271620101	271621102	271622103	271623104	245	6/30
20	230/400	272020104	272021105	272022106	272023107	245	6/30
25	230/400	272520109	272521100	272522101	272523102	245	6/30
32	230/400	273220101	273221102	273222103	273223104	245	6/30
40	230/400	274020106	274021107	/	/	261	6/30
50	230/400	275020107	275021108	/	/	261	6/30
63	230/400	276320107	276321108	/	/	261	6/30

Miniature circuit breakers

3-pole

I _n [A]	U _n [V]	Code No. B	Code No. C	Code No. D	Code No. K	Weight [g]	Packaging [pcs]
0,5	230/400	/	270531105	270532106	270533107	377	4/20
1	230/400	/	270131103	270132104	270133105	377	4/20
2	230/400	/	270231106	270232107	270233108	377	4/20
4	230/400	/	270431102	270432103	270433104	377	4/20
6	230/400	270630107	270631108	270632109	270633100	377	4/20
10	230/400	271030100	271031101	271032102	271033103	367	4/20
13	230/400	271330109	271331100	271332101	271333102	367	4/20
16	230/400	271630108	271631109	271632100	271633101	367	4/20
20	230/400	272030101	272031102	272032103	272033104	367	4/20
25	230/400	272530106	272531107	272532108	272533109	367	4/20
32	230/400	273230108	273231109	273232100	273233101	367	4/20
40	230/400	274030103	274031104	/	/	393	4/20
50	230/400	275030104	275031105	/	/	393	4/20
63	230/400	276330104	276331105	/	/	393	4/20



3-pole + N

I _n [A]	U _n [V]	Code No. B	Code No. C	Code No. D	Code No. K	Weight [g]	Packaging [pcs]
0,5	230/400	/	270541102	270542103	270543104	500	3/15
1	230/400	/	270141100	270142101	270143102	500	3/15
2	230/400	/	270241103	270242104	270243105	500	3/15
4	230/400	/	270441109	270442100	270443101	500	3/15
6	230/400	270640104	270641105	270642106	270643107	500	3/15
10	230/400	271040107	271041108	271042109	271043100	488	3/15
13	230/400	271340106	271341107	271342108	271343109	488	3/15
16	230/400	271640105	271641106	271642107	271643108	488	3/15
20	230/400	272040108	272041109	272042100	272043101	488	3/15
25	230/400	272540103	272541104	272542105	272543106	488	3/15
32	230/400	273240105	273241106	273242107	273243108	488	3/15
40	230/400	274040100	274041101	/	/	524	3/15
50	230/400	275040101	275041102	/	/	524	3/15
63	230/400	276340101	276341102	/	/	524	3/15



Miniature circuit breaker ETIMAT P10-QC (Quick Connect)

Rated short-circuit capacity 10 kA	Rated current 0,5 - 20 A	Tripping characteristic B, C, D, K
--	------------------------------------	--

New!

1-pole

I _n [A]	U _n [V]	Code No. B	Code No. C	Code No. D	Code No. K	Weight [g]	Packaging [pcs]
0,5	230/400	/	290501108	290502109	290503100	124	12/60
1	230/400	/	290101106	290102107	290103108	124	12/60
2	230/400	/	290201109	290202100	290203101	124	12/60
4	230/400	/	290401105	290402106	290403107	124	12/60
6	230/400	290600100	290601101	290602102	290603103	124	12/60
10	230/400	291000103	291001104	291002105	291003106	121	12/60
13	230/400	291300102	291301103	291302104	291303105	121	12/60
16	230/400	291600101	291601102	291602103	291603104	121	12/60
20	230/400	292000104	292001105	292002106	292003107	121	12/60





1-pole + N

I_n [A]	U_n [V]	Code No. B	Code No. C	Code No. D	Code No. K	Weight [g]	Packaging [pcs]
0,5	230/400	/	290511105	290512106	290513107	249	6/30
1	230/400	/	290111103	290112104	290113105	249	6/30
2	230/400	/	290211106	290212107	290213108	249	6/30
4	230/400	/	290411102	290412103	290413104	249	6/30
6	230/400	290610107	290611108	290612109	290613100	249	6/30
10	230/400	291010100	291011101	291012102	291013103	245	6/30
13	230/400	291310109	291311100	291312101	291313102	245	6/30
16	230/400	291610108	291611109	291612100	291613101	245	6/30
20	230/400	292010101	292011102	292012103	292013104	245	6/30

2-pole

I_n [A]	U_n [V]	Code No. B	Code No. C	Code No. D	Code No. K	Weight [g]	Packaging [pcs]
0,5	230/400	/	290521102	290522103	290523104	249	6/30
1	230/400	/	290121100	290122101	290123102	249	6/30
2	230/400	/	290221103	290222104	290223105	249	6/30
4	230/400	/	290421109	290422100	290423101	249	6/30
6	230/400	290620104	290621105	290622106	290623107	249	6/30
10	230/400	291020107	291021108	291022109	291023100	245	6/30
13	230/400	291320106	291321107	291322108	291323109	245	6/30
16	230/400	291620105	291621106	291622107	291623108	245	6/30
20	230/400	292020108	292021109	292022100	292023101	245	6/30



3-pole

I_n [A]	U_n [V]	Code No. B	Code No. C	Code No. D	Code No. K	Weight [g]	Packaging [pcs]
0,5	230/400	/	290531109	290532100	290533101	377	4/20
1	230/400	/	290131107	290132108	290133109	377	4/20
2	230/400	/	290231100	290232101	290233102	377	4/20
4	230/400	/	290431106	290432107	290433108	377	4/20
6	230/400	290630101	290631102	290632103	290633104	377	4/20
10	230/400	291030104	291031105	291032106	291033107	367	4/20
13	230/400	291330103	291331104	291332105	291333106	367	4/20
16	230/400	291630102	291631103	291632104	291633105	367	4/20
20	230/400	292030105	292031106	292032107	292033108	367	4/20



3-pole + N

I_n [A]	U_n [V]	Code No. B	Code No. C	Code No. D	Code No. K	Weight [g]	Packaging [pcs]
0,5	230/400	/	290541106	290542107	290543108	500	3/15
1	230/400	/	290141104	290142105	290143106	500	3/15
2	230/400	/	290241107	290242108	290243109	500	3/15
4	230/400	/	290441103	290442104	290443105	500	3/15
6	230/400	290640108	290641109	290642100	290643101	500	3/15
10	230/400	291040101	291041102	291042103	291043104	488	3/15
13	230/400	291340100	291341101	291342102	291343103	488	3/15
16	230/400	291640109	291641100	291642101	291643102	488	3/15
20	230/400	292040102	292041103	292042104	292043105	488	3/15

ETIMAT P10 QC - Quick connect



Use rigid, solid or flexible wire
with cross section from 1,5 to 4 mm²



Connecting the wire



Disconnecting the wire
- press the button




Voltage test

Miniature circuit breaker ETIMAT RC (remote control)

Rated short-circuit capacity
10 kA

Rated current
6 - 63 A

Tripping characteristics
B, C



1-pole

I_n [A]	U_n [V]	Code No. B	Code No. C	Weight [g]	Packaging [pcs]
6	230/400	630600100	630601101	124	2/6
10	230/400	631000103	631001104	121	2/6
13	230/400	631300102	631301103	121	2/6
16	230/400	631600101	631601102	121	2/6
20	230/400	632000104	632001105	121	2/6
25	230/400	632500109	632501100	121	2/6
32	230/400	633200101	633201102	121	2/6
40	230/400	634000106	634001107	130	2/6
50	230/400	635000107	635001108	130	2/6
63	230/400	636300107	636301108	130	2/6




1-pole + N

I_n [A]	U_n [V]	Code No. B	Code No. C	Weight [g]	Packaging [pcs]
6	230	630610107	630611108	249	1/4
10	230	631010100	631011101	245	1/4
13	230	631310109	631311100	245	1/4
16	230	631610108	631611109	245	1/4
20	230	632010101	632011102	245	1/4
25	230	632510106	632511107	245	1/4
32	230	633210108	633211109	245	1/4
40	230	634010102	634011103	261	1/4
50	230	635010103	635011104	261	1/4
63	230	636310103	636311104	261	1/4

2-pole

I_n [A]	U_n [V]	Code No. B	Code No. C	Weight [g]	Packaging [pcs]
6	400	630620104	630621105	249	1/4
10	400	631020107	631021108	245	1/4
13	400	631320106	631321107	245	1/4
16	400	631620105	631621106	245	1/4
20	400	632020108	632021109	245	1/4
25	400	632520103	632521104	245	1/4
32	400	633220105	633221106	245	1/4
40	400	634020100	634021101	261	1/4
50	400	635020101	635021102	261	1/4
63	400	636320101	636321102	261	1/4




3-pole

I_n [A]	U_n [V]	Code No. B	Code No. C	Weight [g]	Packaging [pcs]
6	400	630630101	630631102	377	1/3
10	400	631030104	631031105	367	1/3
13	400	631330103	631331104	367	1/3
16	400	631630102	631631103	367	1/3
20	400	632030105	632031106	367	1/3
25	400	632530100	632531101	367	1/3
32	400	633230102	633231103	367	1/3
40	400	634030107	634031108	393	1/3
50	400	635030108	635031109	393	1/3
63	400	636330108	636331109	393	1/3

Miniature circuit breakers

3-pole + N

I_n [A]	U_n [V]	Code No. B	Code No. C	Weight [g]	Packaging [pcs]
6	400	630640108	630641109	500	1/2
10	400	631040101	631041102	488	1/2
13	400	631340100	631341101	488	1/2
16	400	631640109	631641100	488	1/2
20	400	632040102	632041103	488	1/2
25	400	632540107	632541108	488	1/2
32	400	633240109	633241100	488	1/2
40	400	634040104	634041105	524	1/2
50	400	635040105	635041106	524	1/2
63	400	636340105	636341106	524	1/2


Miniature circuit breaker ETIMAT P10-DC

New!

 Rated short-circuit capacity
10 kA

 Rated current
0,5 - 63 A

 Tripping characteristic
B, C

Application: Miniature circuit breakers ETIMAT DC are used for protection of conductors in direct current electric circuits. 1-pole circuit breakers are used for voltages up to 220 V d.c., while 2-pole circuit breakers with poles connected in a series are used for higher voltages (up to 440 V d.c.). When connecting the MCB ETIMAT DC, attention must be paid to polarity as connected in a wrong way the MCB can be destroyed. Note that two 1-pole MCBs cannot be used instead of one 2-pole MCB.

1-pole

I_n [A]	U_n [V]	Code No. B	Code No. C	Weight [g]	Packaging [pcs]
0,5	220	/	260501107	124	12/60
1	220	/	260101105	124	12/60
2	220	/	260201108	124	12/60
4	220	/	260401104	124	12/60
6	220	260600109	260601100	124	12/60
10	220	261000102	261001103	121	12/60
13	220	261300101	261301102	121	12/60
16	220	261600100	261601101	121	12/60
20	220	262000103	262001104	121	12/60
25	220	262500108	262501109	121	12/60
32	220	263200100	263201101	121	12/60
40	220	264000105	264001106	130	12/60
50	220	265000106	265001107	130	12/60
63	220	266300106	266301107	130	12/60


2-pole

I_n [A]	U_n [V]	Code No. B	Code No. C	Weight [g]	Packaging [pcs]
0,5	440	/	260521101	249	6/30
1	440	/	260121109	249	6/30
2	440	/	260221102	249	6/30
4	440	/	260421108	249	6/30
6	440	260620103	260621104	249	6/30
10	440	261020106	261021107	245	6/30
13	440	261320105	261321106	245	6/30
16	440	261620104	261621105	245	6/30
20	440	262020107	262021108	245	6/30
25	440	262520102	262521103	245	6/30
32	440	263220104	263221105	245	6/30
40	440	264020109	264021100	261	6/30
50	440	265020100	265021101	261	6/30
63	440	266320100	266321101	261	6/30



Connecting diagrams in direct current electric circuits

Rated voltage of circuit breaker	220 V ---	220/440 V ---	220/440 V ---	220/440 V ---
Voltage between conductors - max.	220 V ---	440 V ---	440 V ---	440 V ---
Voltage between conductor and earth - max.	220 V ---	220 V ---	440 V ---	220 V ---
Circuit breaker	1-pole	2-pole	2-pole	2-pole
Connecting diagram				

Accessories for ETIMAT P10 and ETIMAT P10-DC



ETIMAT terminal cover		
Code No.	Weight [g]	Packaging [pcs]
002159011	2	12

Locking device		
Code No.	Weight [g]	Packaging [pcs]
761900104	3	1/1

PS/SS ETIMAT P10 is an auxiliary switch used for remote signalling of the MCB to which it is fixed. PS/SS ETIMAT P10 may also be fixed later of the state. Clamps are safe to touch. External dimensions comply with MCB, built-in width is 0,5 module (9 mm). During fitting, the MCB must be switched off.




Auxiliary switch PS/SS ETIMAT P10				
Type	Code No.	contacts	Weight [g]	Packaging [pcs]
PS/SS ETIMAT P10/11	768900101	1xNC, 1xNC/NO	40	1/10

DA ETIMAT P10 shunt trip release is fixed to the right side of the miniature circuit breaker ETIMAT P10 for remote release of the MCB. Dimensions correspond to those of MCB ETIMAT P10.



Shunt trip release DA ETIMAT P10			
Type	Code No.	Weight [g]	Packaging [pcs]
DA ETIMAT P10 12-60V AC/DC	770620105	110	1/54
DA ETIMAT P10 110-250V AC/DC	772520104	110	1/54

Undervoltage release UA ETIMAT P10			
Type	Code No.	Weight [g]	Packaging [pcs]
UA ETIMAT P10 / 230 V	782520101	96,1	1/12
UA ETIMAT P10 / 48V	780620102	96,1	1/12



Miniature circuit breakers

Miniature circuit breaker ETIMAT10 80 -125A

Rated short-circuit capacity **15, 20 kA** Rated current **80 - 125 A** Tripping characteristics **C, D**

1-pole

I _n [A]	Code No. C	Code No. D	Weight [g]	Packaging [pcs]
80	002131731	002151731	231	2/72
100	002131732	002151732	231	2/72
125	002131733		231	2/72

2-pole

I _n [A]	Code No. C	Code No. D	Weight [g]	Packaging [pcs]
80	002133731	002153731	466	1/36
100	002133732	002153732	466	1/36
125	002133733		466	1/36

3-pole

I _n [A]	Code No. C	Code No. D	Weight [g]	Packaging [pcs]
80	002135731	002155731	696	1/18
100	002135732	002155732	696	1/18
125	002135733		696	1/18

3-pole + N

I _n [A]	Code No. C	Code No. D	Weight [g]	Packaging [pcs]
80	002136731	002156731	860	1/18
100	002136732	002156732	860	1/18
125	002136733		860	1/18



Accessories for ETIMAT10 80 - 125A

Shunt trip release DA ETIMAT 80/125 110 - 415V

Code No. B	Weight [g]	Packaging [pcs]
002159321	173	1/54

Auxiliary switch PSM 80/125

Code No. B	Weight [g]	Packaging [pcs]
002159121	62	1/12



Current limiter OSP-P10

Rated short-circuit capacity
10 kA

Rated current
6 - 63 A

Rated voltage
230/400 V

Application


- Limiting the consumption of electric power based on current overload
- Protection against short circuit.

Dimensions

- A single pole device (width 1 module) – dimensions fit circuit breaker ETIMAT P10
- Three-pole device: width of 3 modules

Built-in

- Domestic distribution boards (built-in and surface-mounted), it is possible to seal the connecting terminals with special sealing peace.
- Surface-mounted distribution board NE 2 (distribution board width: 2 modules) for a single pole device
- Surface-mounted distribution board NE 4 (distribution board width: 4 modules) for three pole device
- Sealing available for both NE 2 and NE 4.



1-pole

I_n [A]	Code No.	Weight [g]	Packaging [pcs]
6	270603996	124	12/60
10	271003999	121	12/60
13	271303998	121	12/60
16	271603997	121	12/60
20	272003990	121	12/60
25	272503995	121	12/60
32	273203997	121	12/60
40	274003992	130	12/60
50	275003993	130	12/60
63	276303993	130	12/60

Available in second half of year 2014

3-pole

I_n [A]	Code No.	Weight [g]	Packaging [pcs]
6	270633997	377	4/20
10	271033990	367	4/20
13	271333999	367	4/20
16	271633998	367	4/20
20	272033991	367	4/20
25	272533996	367	4/20
32	273233998	367	4/20
40	274033993	393	4/20
50	275033994	393	4/20
63	276333994	393	4/20

Available in second half of year 2014

Tripping characteristics

Test current	Tripping time	Result
$1,05 \times I_n$	$t > 3600 \text{ s}$	No tripping
$1,2 \times I_n$	$2 < t < 900 \text{ s}$	Tripping
$2,5 \times I_n$	$0,5 < t < 60 \text{ s}$	Tripping
$8 \times I_n$	$t \leq 0,1 \text{ s}$	No tripping
$12 \times I_n$	$t < 0,1 \text{ s}$	Tripping